



◀ **MATT CHAPMAN**  
*Back-to-Back Gold Gloves  
A's Record 36 HR by a 3B*



▼ **MARCUS SEMIEN**  
*MVP Finalist  
All-MLB 2nd Team*



▲ **LIAM HENDRIKS**  
*All-MLB 2nd Team  
American League All-Star*



▶ **MATT OLSON**  
*Back-to-Back Gold Gloves  
Career-High 36 HR  
and 91 RBI*

# 2020

**OAKLAND ATHLETICS MEDIA GUIDE**



# 2020 OAKLAND A's SCHEDULE

## MARCH/APRIL

| SUN                   | MON            | TUE            | WED             | THU             | FRI                   | SAT                   |
|-----------------------|----------------|----------------|-----------------|-----------------|-----------------------|-----------------------|
|                       |                |                |                 | MIN 26<br>1:07  | MIN 27<br>7:07        | MIN 28<br>1:07        |
| MIN 29<br>1:07        | HOU 30<br>7:07 | HOU 31<br>7:07 | HOU 1<br>12:37  | MIN 2<br>1:10   | 3                     | MIN 4<br>11:10        |
| MIN 5<br>11:10        | LAA 6<br>7:07  | LAA 7<br>7:07  | LAA 8<br>7:07   | 9               | NY Yankees 10<br>7:07 | NY Yankees 11<br>6:07 |
| NY Yankees 12<br>1:07 | BOS 13<br>7:07 | BOS 14<br>7:07 | BOS 15<br>12:37 | SEA 16<br>7:07  | SEA 17<br>7:07        | SEA 18<br>1:07        |
| SEA 19<br>1:07        | 20             | CLE 21<br>3:10 | CLE 22<br>3:10  | CLE 23<br>10:10 | HOU 24<br>5:10        | HOU 25<br>1:10        |
| HOU 26<br>11:10       | TEX 27<br>5:05 | TEX 28<br>5:05 | TEX 29<br>11:05 | TB 30<br>7:07   |                       |                       |

## MAY

| SUN             | MON            | TUE            | WED            | THU             | FRI            | SAT            |
|-----------------|----------------|----------------|----------------|-----------------|----------------|----------------|
|                 |                |                |                |                 | TB 1<br>7:07   | TB 2<br>1:07   |
| TB 3<br>1:07    | SEA 4<br>7:07  | SEA 5<br>7:07  | SEA 6<br>12:37 | 7               | TOR 8<br>7:07  | TOR 9<br>6:07  |
| TOR 10<br>1:07  | 11             | SEA 12<br>7:10 | SEA 13<br>7:10 | SEA 14<br>7:10  | LAA 15<br>7:07 | LAA 16<br>6:07 |
| LAA 17<br>1:07  | 18             | TEX 19<br>7:07 | TEX 20<br>7:07 | TEX 21<br>12:37 | LAA 22<br>7:07 | LAA 23<br>7:07 |
| LAA 24<br>1:07  | HOU 25<br>4:10 | HOU 26<br>5:10 | HOU 27<br>5:10 | HOU 28<br>11:10 | TEX 29<br>5:05 | TEX 30<br>1:05 |
| TEX 31<br>11:35 |                |                |                |                 |                |                |

## JUNE

| SUN             | MON            | TUE            | WED             | THU             | FRI            | SAT             |
|-----------------|----------------|----------------|-----------------|-----------------|----------------|-----------------|
|                 | 1              | DET 2<br>7:07  | DET 3<br>7:07   | DET 4<br>12:37  | 5              | SF 6<br>7:07    |
| SF 7<br>1:07    | 8              | DET 9<br>4:10  | DET 10<br>4:10  | DET 11<br>10:10 | PHI 12<br>4:05 | PHI 13<br>1:05  |
| PHI 14<br>10:05 | LAA 15<br>7:07 | LAA 16<br>7:07 | LAA 17<br>12:37 | 18              | HOU 19<br>6:37 | HOU 20<br>5:15  |
| HOU 21<br>1:07  | 22             | TB 23<br>4:10  | TB 24<br>4:10   | TB 25<br>9:10   | CWS 26<br>5:10 | CWS 27<br>11:10 |
| CWS 28<br>11:10 | MIA 29<br>7:07 | MIA 30<br>7:07 |                 |                 |                |                 |

## JULY

| SUN             | MON            | TUE                 | WED             | THU            | FRI            | SAT            |
|-----------------|----------------|---------------------|-----------------|----------------|----------------|----------------|
|                 |                |                     | MIA 1<br>12:37  | BAL 2<br>7:07  | BAL 3<br>7:07  | BAL 4<br>1:07  |
| BAL 5<br>1:07   | 6              | SF 7<br>6:45        | SF 8<br>6:45    | SEA 9<br>7:10  | SEA 10<br>7:10 | SEA 11<br>7:10 |
| SEA 12<br>1:10  | 13             | 14<br>ALL STAR GAME | 15              | 16             | HOU 17<br>7:07 | HOU 18<br>6:07 |
| HOU 19<br>1:07  | 20             | ATL 21<br>7:07      | ATL 22<br>12:37 | 23             | BAL 24<br>4:05 | BAL 25<br>4:05 |
| BAL 26<br>10:05 | HOU 27<br>5:10 | HOU 28<br>5:10      | HOU 29<br>11:10 | TEX 30<br>7:07 | TEX 31<br>7:07 |                |

## AUGUST

| SUN                   | MON            | TUE            | WED             | THU                  | FRI                   | SAT                   |
|-----------------------|----------------|----------------|-----------------|----------------------|-----------------------|-----------------------|
|                       |                |                |                 |                      |                       | TEX 1<br>1:05         |
| TEX 2<br>1:07         | SEA 3<br>7:07  | SEA 4<br>12:37 | 5               | NY Yankees 6<br>4:05 | NY Yankees 7<br>4:05  | NY Yankees 8<br>10:05 |
| NY Yankees 9<br>11:05 | WSH 10<br>4:05 | WSH 11<br>4:05 | WSH 12<br>4:05  | 13                   | BOS 14<br>4:10        | BOS 15<br>1:05        |
| BOS 16<br>10:05       | CLE 17<br>7:07 | CLE 18<br>7:07 | CLE 19<br>12:37 | 20                   | NY Yankees 21<br>7:07 | NY Yankees 22<br>6:37 |
| NY Yankees 23<br>1:07 | 24             | ATL 25<br>4:20 | ATL 26<br>4:20  | TOR 27<br>4:07       | TOR 28<br>4:07        | TOR 29<br>12:07       |
| TOR 30<br>10:07       | KC 31<br>7:07  |                |                 |                      |                       |                       |

## SEPTEMBER


| SUN             | MON            | TUE            | WED             | THU            | FRI            | SAT            |
|-----------------|----------------|----------------|-----------------|----------------|----------------|----------------|
|                 |                | KC 1<br>7:07   | KC 2<br>12:37   | 3              | TEX 4<br>7:07  | TEX 5<br>1:07  |
| TEX 6<br>1:07   | KC 7<br>5:05   | KC 8<br>5:05   | KC 9<br>5:05    | KC 10<br>10:35 | SEA 11<br>7:10 | SEA 12<br>6:10 |
| SEA 13<br>1:10  | CWS 14<br>7:07 | CWS 15<br>7:07 | CWS 16<br>12:37 | LAA 17<br>7:07 | LAA 18<br>7:07 | LAA 19<br>6:07 |
| LAA 20<br>1:07  | 21             | TEX 22<br>5:05 | TEX 23<br>5:05  | TEX 24<br>5:05 | LAA 25<br>7:07 | LAA 26<br>6:07 |
| LAA 27<br>12:07 | 28             | 29             | 30              |                |                |                |

HOME      ALL GAMES TELEVISION ON NBC SPORTS CALIFORNIA UNLESS NOTED  
 ESPN   ▲ FS1   ● FOX   ✨ FIREWORKS      ALL TIMES PACIFIC

**EVERY FRIDAY HOME GAME IS  
 AUTHENTIC FAN FRIDAY PRESENTED  
 BY NBC SPORTS CALIFORNIA!**

**athletics.com/social**

*Keith Lieppman begins his 50th season in the A's organization as a player, minor league manager, director of player development and now, special advisor.*



**FRONT OFFICE**

# TABLE OF CONTENTS

## FRONT OFFICE

|                                  |    |
|----------------------------------|----|
| Table of Contents .....          | 2  |
| Front Office Directory .....     | 4  |
| Front Office Profiles .....      | 9  |
| Baseball Operations .....        | 15 |
| Sports Medicine Staff .....      | 20 |
| Medical Consultants .....        | 22 |
| Clubhouse and Staff .....        | 22 |
| Additional Clubhouse Staff ..... | 24 |
| Business Operations .....        | 25 |
| Front Office Staff .....         | 29 |

## 2020 ATHLETICS

|                           |     |
|---------------------------|-----|
| Manager and Coaches ..... | 38  |
| The Players .....         | 48  |
| Roster .....              | 302 |

## 2019 SEASON IN REVIEW

|  |     |
|--|-----|
| Season in Review .....                 | 306 |
| Batting and Pitching Statistics .....  | 313 |
| Fielding Statistics .....              | 314 |
| Day-By-Day Results .....               | 315 |
| Wild Card Statistics .....             | 319 |
| Wild Card Results .....                | 319 |
| Wild Card Day-By-Day .....             | 320 |
| Miscellaneous Stats .....              | 320 |
| Club Statistics .....                  | 321 |
| Highs and Lows .....                   | 321 |
| Batting with RISP .....                | 323 |
| Batting with the Bases Loaded .....    | 324 |
| Designated Hitting Statistics .....    | 324 |
| Pinch Hitting Statistics .....         | 324 |
| Batting and Pitching Breakdown .....   | 325 |
| Player Transactions .....              | 325 |
| Final Spring Training Statistics ..... | 328 |
| Spring Training Results .....          | 330 |

## RECORDS

|   |     |
|---|-----|
| Athletics Year-By-Year .....                  | 332 |
| Athletics vs. the American League .....       | 334 |
| Athletics vs. the National League .....       | 336 |
| Athletics in Divisional Play .....            | 336 |
| Oakland A's Month-by-Month .....              | 337 |
| Athletics Franchise Records .....             | 338 |
| Oakland Athletics Records .....               | 344 |
| Franchise Career Batting Leaders .....        | 350 |
| Oakland Career Batting Leaders .....          | 351 |
| Franchise Career Pitching Leaders .....       | 352 |
| Oakland Career Pitching Leaders .....         | 353 |
| Franchise Season Batting Leaders .....        | 354 |
| Oakland Season Batting Leaders .....          | 355 |
| Franchise Season Pitching Leaders .....       | 356 |
| Oakland Season Pitching Leaders .....         | 357 |
| Athletics Year-By-Year Batting .....          | 358 |
| Athletics Year-By-Year Pitching .....         | 360 |
| Athletics Year-By-Year Fielding .....         | 362 |
| Athletics Year-By-Year Batting Leaders .....  | 364 |
| Athletics Year-By-Year Pitching Leaders ..... | 370 |

|   |     |
|---|-----|
| Athletics Home Run History .....            | 375 |
| Oakland Athletics Streaks .....             | 380 |
| Athletics Low-Hit Games .....               | 381 |
| Oakland Athletics Steals of Home .....      | 382 |
| Career Games Played Leaders .....           | 383 |
| Homestands and Road Trips .....             | 384 |
| Longest Games in Oakland History .....      | 384 |
| Game Times .....                            | 385 |
| Oakland A's at the All-Star Break .....     | 385 |
| High Scoring Games in Oakland History ..... | 386 |
| Biggest Comebacks and Blown Leads .....     | 386 |
| The Last Time It Happened .....             | 387 |

## HISTORY

|   |     |
|---|-----|
| Athletics History .....                               | 390 |
| Notable Performances & Award Winners .....            | 391 |
| Athletics Hall of Fame .....                          | 395 |
| Athletics in the National Baseball Hall of Fame ..... | 397 |
| Athletics All-Star Game Selections .....              | 398 |
| Oakland Athletics in Season Openers .....             | 399 |
| Oakland A's Opening Day Lineups .....                 | 400 |
| The Championship Years .....                          | 402 |
| All-Time Postseason Results .....                     | 406 |
| Postseason Team Totals .....                          | 410 |
| Division Series Records .....                         | 412 |
| League Championship Series Records .....              | 414 |
| World Series Records .....                            | 416 |
| Postseason Records .....                              | 418 |
| Postseason Career Leaders .....                       | 420 |
| Postseason Single Game Bests .....                    | 421 |
| Postseason Series Year-By-Year Recap .....            | 422 |
| Athletics All-Time Roster .....                       | 526 |
| Oakland A's Coaches .....                             | 534 |
| Most Recent Trades With Each Team .....               | 534 |

## OPPONENTS

|                             |     |
|-----------------------------|-----|
| Baltimore Orioles .....     | 536 |
| Boston Red Sox .....        | 537 |
| Chicago White Sox .....     | 538 |
| Cleveland Indians .....     | 539 |
| Detroit Tigers .....        | 540 |
| Houston Astros .....        | 541 |
| Kansas City Royals .....    | 542 |
| Los Angeles Angels .....    | 543 |
| Minnesota Twins .....       | 544 |
| New York Yankees .....      | 545 |
| Seattle Mariners .....      | 546 |
| Tampa Bay Rays .....        | 547 |
| Texas Rangers .....         | 548 |
| Toronto Blue Jays .....     | 549 |
| Atlanta Braves .....        | 550 |
| Miami Marlins .....         | 550 |
| New York Mets .....         | 551 |
| Philadelphia Phillies ..... | 551 |
| San Francisco Giants .....  | 552 |
| Washington Nationals .....  | 553 |
| The A's Elephant .....      | 553 |



## PLAYER DEVELOPMENT

|   |     |
|---|-----|
| Athletics Minor League Directory .....  | 556 |
| Athletics Scouting Assignments.....     | 557 |
| Athletics Minor League Affiliates ..... | 559 |
| Minor League Field Staff.....           | 560 |
| Las Vegas Aviators Staff.....           | 566 |
| Midland RockHounds Staff.....           | 569 |
| Stockton Ports Staff .....              | 571 |
| Beloit Snappers Staff.....              | 572 |
| Vermont Lake Monsters Staff.....        | 574 |
| Arizona A's Green Staff.....            | 576 |
| Arizona A's Gold Staff.....             | 578 |
| Minor League Schedules.....             | 580 |
| Minor League Statistics.....            | 582 |
| Organizational Leaders.....             | 590 |
| Organizational Standings .....          | 591 |
| 2019 Draft Picks.....                   | 592 |
| Organizational Players.....             | 593 |

## MISCELLANEOUS

|  |     |
|--|-----|
| Oakland Alameda County Coliseum.....     | 636 |
| Coliseum Attendance Records .....        | 637 |
| Coliseum Rainouts & Shortened Games..... | 639 |
| Media Information and Policies.....      | 640 |
| Athletics On The Air .....               | 642 |
| Athletics Broadcast History .....        | 645 |
| Spring Training Schedule.....            | 647 |
| Spring Training Information .....        | 648 |
| Past Spring Training Records.....        | 648 |
| Oakland A's In The Community.....        | 649 |

## INDEX TO SELECTED FILLERS

|  |     |   |     |
|--|-----|---|-----|
| 20-Game Winners, Oakland A's .....                   | 36  | Milestone Home Runs, Athletics and Oakland .....        | 375 |
| 20-Game Winning Streak, Oakland A's .....            | 24  | Milestones Within Reach.....                            | 579 |
| At a glance, A's.....                                | 319 | Minor League Affiliates, A's Recent .....               | 558 |
| Batting Practice Schedule, Coliseum .....            | 560 | Minor League All-Stars.....                             | 589 |
| Built, How the A's Were.....                         | 300 | Minor League Players and Pitchers of the Week .....     | 581 |
| Clinching Dates.....                                 | 47  | Monthly Bests, Athletics Franchise.....                 | 634 |
| Coaching Assignments, Oakland A's Recent.....        | 43  | No Hit, Consecutive Games Without Being.....            | 23  |
| Coliseum Firsts.....                                 | 135 | Non-Roster Invitees, Recent to play for Oakland.....    | 272 |
| Coliseum Quick Facts.....                            | 636 | Opening Day, Oakland A's Most Consecutive Starts .....  | 52  |
| Comeback, Athletics Biggest .....                    | 349 | Opening Day, Oakland A's Most Starts.....               | 52  |
| Consecutive Games Played, Oakland A's .....          | 383 | Opening Day, Oakland A's Most Starts by Position.....   | 52  |
| Contract Status, Oakland A's.....                    | 246 | Opening Day, Oakland A's Oldest Starters.....           | 399 |
| Cycle, Athletics who have hit for the .....          | 138 | Opening Day, Oakland A's Youngest Starters .....        | 399 |
| Designated Hitter Rule.....                          | 352 | Pitchers Career Hitting, Oakland A's.....               | 202 |
| Directory, MLB .....                                 | 547 | Player and Pitcher of the Year, A's Organizational..... | 592 |
| Doubleheaders, Oakland A's Day/Night .....           | 568 | Player of the Week, A's Recent.....                     | 392 |
| Doubleheaders, Oakland Athletics .....               | 343 | Players Who Have Pitched, Oakland A's.....              | 577 |
| Ejections, Oakland A's Recent .....                  | 8   | Postseason Bests .....                                  | 391 |
| First Round Draft Picks, A's .....                   | 565 | Presidents, Oakland A's.....                            | 9   |
| Five-hit games, Oakland A's.....                     | 96  | Relief Pitcher Effectiveness.....                       | 312 |
| Franchise Facts.....                                 | 541 | Retired Numbers, Athletics.....                         | 395 |
| General Managers, Oakland A's.....                   | 11  | Ron Bergman Award, The .....                            | 395 |
| Ground Rules, Coliseum.....                          | 639 | Rookie Rule.....  | 288 |
| Hits in a Game, Oakland A's 20 or More .....         | 182 | Runs, 10 or more in an inning.....                      | 26  |
| Homerless Streaks, Longest by Oakland Pitchers ..... | 357 | Save Rule.....  | 353 |
| Home Run Derby Participants, Athletics .....         | 116 | Scoreless Streaks, Longest by Oakland Pitchers .....    | 357 |
| Home Runs, Athletics Milestone .....                 | 375 | Starts in the Batting Order.....                        | 317 |
| Injured List, A's.....                               | 310 | Suspended Games, Oakland A's.....                       | 21  |
| Lasts by A's Pitchers.....                           | 356 | Triple Plays, Athletics Grounded Into .....             | 114 |
| Managers, Athletics.....                             | 39  | Triple Plays, Athletics Turned.....                     | 238 |
| Milestone Hits, Oakland A's.....                     | 292 | Winning Streak, Oakland A's Longest vs. One Team .....  | 295 |



**OAKLAND ATHLETICS**

Stadium/Mailing Address:  
 Oakland Alameda County Coliseum  
 7000 Coliseum Way  
 Oakland, CA 94621

Business Office:  
 55 Harrison Street, 3rd Floor  
 Oakland, CA 94607

510-638-4900  
 athletics.com

## **FRONT OFFICE DIRECTORY**

### **EXECUTIVES**

|   |             |
|---|-------------|
| Owner/Managing Partner .....                          | John Fisher |
| President .....                                       | David Kaval |
| Executive Vice President of Baseball Operations ..... | Billy Beane |
| Chairman Emeritus .....                               | Lew Wolff   |
| Board Member .....                                    | Bill Curtin |
| Board Member .....                                    | Keith Wolff |
| Board Member .....                                    | Sandy Dean  |

### **Office of the President**

|   |                       |
|---|-----------------------|
| Special Assistant to the President .....    | Rickey Henderson      |
| Special Assistant to the President .....    | Rollie Fingers        |
| Chief of Staff .....                        | Miguel Duarte         |
| Vice President, Government Affairs .....    | Taj Tashombe          |
| Director, Special Projects .....            | Dash Davidson         |
| Senior Coordinator, Operations .....        | Colette Lucas-Conwell |
| Executive Assistant and Board Liaison ..... | Curtis Wiggington     |

### **BASEBALL OPERATIONS**

|  |                             |
|--|-----------------------------|
| General Manager .....  | David Fort                  |
| Manager .....  | Bob Melvin                  |
| Assistant General Manager, Pro Scouting & Player Personnel ..... | Dan Feinstein               |
| Assistant General Manager/Director of Player Personnel .....     | Billy Owens                 |
| Special Assistant to General Manager .....                       | Grady Fuson                 |
| Special Assistant to General Manager .....                       | Chris Pittaro               |
| Director of Scouting .....                                       | Eric Kubota                 |
| Director of Player Development .....                             | Ed Sprague                  |
| Senior Director, Baseball Development and Technology .....       | Rob Naberhaus               |
| Director of Minor League Operations .....                        | Zak Basch                   |
| Special Assistant to Baseball Operations .....                   | Scott Hatteberg             |
| Special Assistant to Scouting & International Operations .....   | Steve Sharpe                |
| Director of Baseball Administration .....                        | Pamela Pitts                |
| Director of Team Travel .....                                    | Mickey Morabito             |
| Special Advisor to Player Development .....                      | Keith Lieppman              |
| Research Scientist .....   | David Jackson-Hanen         |
| Assistant Directors, Research and Analytics .....                | Pike Goldschmidt, Ben Lowry |
| Assistant Director, Scouting and Baseball Operations .....       | Haley Alvarez               |
| Coordinator, Scouting and Baseball Operations .....              | Greg Ledford                |
| Baseball Operations Analyst .....                                | Samantha Schultz            |
| Video Coordinator .....  | Adam Rhoden                 |
| Minor League Technology & Development Manager .....              | Ed Giltitz                  |
| Minor League Video Assistant .....                               | Taylor Schmid               |
| Executive Administrator, Baseball Operations .....               | Alison Chapot               |
| Manager, Minor League Operations .....                           | Nancy Moriuchi              |

|  |               |
|--|---------------|
| Jr. Baseball Systems Developer .....                 | Ben Lewis     |
| Coordinator, Cultural and Educational Programs ..... | Luis Victoria |

**Clubhouse**

|  |                |
|--|----------------|
| Equipment Manager .....                | Steve Vucinich |
| Visiting Clubhouse Manager .....       | Mike Thalblum  |
| Assistant Equipment Manager .....      | Brian Davis    |
| Umpire & Clubhouse Assistant .....     | Matt Weiss     |
| Senior Facility Manager, Arizona ..... | James Gibson   |
| Manager, Minor League Equipment .....  | Thomas Miller  |
| Arizona Clubhouse Manager .....        | Chad Yaconetti |

**Medical Staff**

|  |                                     |
|--|-------------------------------------|
| Head Trainer .....                           | Nick Paparesta                      |
| Assistant Trainers .....                     | Jeff Collins, Brian Schulman        |
| Strength & Conditioning Coach .....          | Josh Cuffe                          |
| Major League Massage Therapist .....         | Ozzie Lyles                         |
| Senior Coordinator of Medical Services ..... | Larry Davis                         |
| Team Physicians .....                        | Dr. Allan Pont, Dr. Grant Wang      |
| Team Orthopedists .....                      | Dr. Jon Dickinson, Dr. Will Workman |
| Arizona Team Physician .....                 | Dr. Fred Dicke                      |

**COMMUNICATIONS AND COMMUNITY**

|  |                |
|--|----------------|
| Vice President, Communications and Community ..... | Catherine Aker |
|--|----------------|

**Communications**

|   |                 |
|---|-----------------|
| Director of Baseball Communications ..... | Fernando Alcalá |
| Director, Corporate Communications .....  | Erica George    |
| Baseball Information Manager .....        | Mike Selleck    |
| Baseball Communications Manager .....     | Mark Ling       |
| Baseball Communications Coordinator ..... | Olivia Hummer   |

**Community Engagement**

|   |                   |
|---|-------------------|
| Director, Community Engagement & Community Fund ..... | Stephanie Gaywood |
| Manager, Community Engagement .....                   | Whitney Campbell  |
| Manager of Youth Baseball and Softball Programs ..... | Matt Langseth     |
| Community Engagement Coordinator .....                | Allegra Armas     |
| Community Engagement Coordinator .....                | Sarah Hoover      |
| Assistant, Youth Baseball & Softball Programs .....   | Kyle Grozen       |
| Manager, Neighborhood Engagement .....                | Warren Chu        |

**MARKETING**

|                                 |                 |
|---------------------------------|-----------------|
| Vice President, Marketing ..... | Tonya Antonucci |
|---------------------------------|-----------------|

**Brand**

|                                       |                |
|---------------------------------------|----------------|
| Senior Marketing Manager .....        | Charlie Hunts  |
| Promotions Coordinator .....          | Tavis McDowell |
| Senior Social Media Coordinator ..... | Kyle Skinner   |
| Digital Marketing Analyst .....       | Emily Weiner   |

**Creative**

|                                 |                              |
|---------------------------------|------------------------------|
| Creative Director .....         | Ben Mayberry                 |
| Creative Services Manager ..... | Mike Ono                     |
| Graphic Designer .....          | Garrett Lyons, Rhonda Romero |
| Project Manager .....           | Nicole Alvarez               |
| Photography Manager .....       | Michelle Minahen             |
| Team Photographer .....         | Michael Zagaris              |

**Performance Marketing & Broadcasting**

|  |   |
|--|---|
| Director, Performance Marketing & Broadcasting ..... | Matthew Perl  |
| Senior Broadcast Producer & Host .....               | Chris Townsend  |
| Broadcasting & Media Content Coordinator .....       | Joey Liberatore   |
| Multimedia Producer .....                            | Cody Elias  |
| Team Announcers .....                                | Ray Fosse, Ken Korach, Glen Kuiper, Vince Cotroneo, Dallas Braden |

**Front Office Directory, continued**

**Special Events**

---

|  |                |
|--|----------------|
| Director of Special Events .....         | Stephanie Tran |
| Manager, Special Events.....             | Veronica Rivas |
| Senior Coordinator, Special Events ..... | Jen Otoshi     |

**Ballpark Entertainment & Video Content**

---

|  |                   |
|--|-------------------|
| Executive Producer of Ballpark Entertainment & Video Content ..... | Amelia Schimmel   |
| Senior Manager, Ballpark Events.....                               | Heather Rajeski   |
| Coordinator, Ballpark Entertainment.....                           | Tommy Mazzariello |
| Ballpark Entertainment Specialist.....                             | Drake Fenlon      |
| Senior Manager, Productions .....                                  | Justin Marshall   |
| Senior Motion Graphics Manager.....                                | Daniel Contreras  |
| Ballpark Entertainment Production Coordinator .....                | Charlie Kenneweg  |
| Senior Video Producer.....   | Kit Karutz        |
| Video Producer .....   | Matt Desmond      |
| Public Address Announcer .....                                     | Dick Callahan     |
| In-Game Host .....   | Kara Tsuboi       |
| Mascot.....  | Stomper           |

**CORPORATE PARTNERSHIPS**

---

|  |   |
|--|---|
| Vice President of Corporate Partnerships and Hospitality ..... | Wade Martin   |
| Senior Director of Corporate Partnerships .....                | Greg Rieber   |
| Senior Director, Partnership Marketing.....                    | Cat Mundy   |
| Senior Managers of Partnerships .....                          | John Nowicki, Geoff Sinnott, Andy Szabo, Blake Nahlen |
| Partnership Marketing Managers .....                           | Zach Markell, Erica Sigg, Payton Sprague              |
| Manager, Partnership Development .....                         | Lucas Coyle   |
| Corporate Partnerships Sales Associate .....                   | Kerwin Ferrette                                       |

**TICKET SALES & ANALYTICS**

---

|  |               |
|--|---------------|
| Vice President, Ticket Sales & Analytics ..... | Steve Fanelli |
|--|---------------|

**Business Analytics**

---

|  |                   |
|--|-------------------|
| Director of Business Analytics .....     | Mark Bashuk       |
| Senior Manager, Business Analytics ..... | Daniel Roach      |
| Ticket Sales Analyst.....                | Luke Salmas       |
| CRM Coordinator .....                    | Raymond Rondez    |
| Marketing Data Analyst .....             | Caroline Bernardi |
| Pricing Analyst.....                     | Julie Parra       |

**Ticket Sales**

---

|   |  |
|---|--|
| Manager, Business Development .....                 | Scott Brinkman   |
| Sr. Account Executive, Business Development .....   | Parker Newton  |
| Account Executives, Business Development .....      | Brian Haynes, Brian Howard, Richard Kaye, Laura Koerber, Will Reilly, Nick Robbin<br>Allie Rumpanos, Kayla Taylor, Adam Watts, Brian Wulf, Jory Zemanek  |
| Director, Group Sales.....                          | Josh Feinberg  |
| Manager, Events & Theme Nights.....                 | Alissa Persichetti   |
| Manager, Group Sales & Hospitality .....            | Michael Rodgers  |
| Sr. Account Executives, Group Sales .....           | Phil Chapman, Ashley Carrillo  |
| Account Executives, Group Sales & Hospitality ..... | George Adkins, Anton Calvin, Justin Jabs, Matt Jorgensen<br>Eric Kohler, Eamon Sayed, Danny Sikkenga, Kaitlyn Welsh  |
| Assistant, Group Sales & Hospitality .....          | Kristin Chaney   |
| Senior Manager, The CORE .....                      | Christopher Flynn  |
| Associates, The CORE.....                           | Eric Bohne, Jordan Bufford, Imani Davis, Sean Dobbyn, Christina Fischer, Jane Fountain,<br>Gunner Garn, Jordan Gentry, Peter Ha, Savanna Jurkovic, Alex Kosinski, Miracle Lites<br>Quinten McLane, Ryan Meisenheimer, Tosh Meyers, Delaney Swan, Noah Villegas |

**New Ballpark Sales**

---

|  |  |
|--|--|
| Director, New Ballpark Sales .....                 | Suzy Alvarez                             |
| Senior Manager, Premium & New Ballpark Sales ..... | Tyler Heinkel                            |
| Manager, Premium & New Ballpark Sales .....        | Keyon Nash, Paul Suhomel, Chris Van Dyne |
| Senior Analyst, New Ballpark Sales.....            | Jake Meagher                             |
| Sales Development Representatives.....             | Ryan Brand, Jack Rowley                  |



**Spring Training Business Operations**

Director, Spring Training Business Operations ..... Joe Pun  
 Spring Training Sales Manager ..... Scott Krinsky  
 Spring Training Activation & Community Manager ..... Sydney Sprenger

**Ticket Services**

Senior Director of Service & Retention ..... Josh Ziegenbusch  
 Manager, Membership Services ..... Matt Seu  
 Account Executives, Membership Services ..... Erika Busch, Mariah Fitzpatrick, Zach Hernandez, Jenna Inman  
 ..... Xavier Rentz, Ross Melen, Veronica Perry  
 Membership Services Coordinator ..... Amanda DeMello  
 Membership Services Representatives ..... Curtis Hinkle, Spencer Wilson  
 Premium Services Manager ..... Nicola Norris  
 Premium Services Coordinator ..... Deepika Desai  
 Premium Services Representative ..... Niko Domingo

**Ticket Operations**

Director of Ticket Operations ..... David Adame  
 Senior Manager, Ticket Operations ..... Austin Redman  
 Coordinator, Ticket Technology ..... JJ Vanni  
 Box Office Coordinator ..... Patricia Heagy  
 Ticket Operations Coordinator ..... Allie Guido

**STADIUM OPERATIONS**

Vice President, Stadium Operations ..... David Rinetti  
 Senior Director of Stadium Operations ..... Paul La Veau  
 Director of Concessions & Merchandise ..... Nicole Morgan  
 Senior Manager of Stadium Operations Events ..... Kristy Ledbetter  
 Senior Manager of Stadium Services ..... Randy Duran  
 Senior Manager, Guest Services ..... Elisabeth Aydelotte  
 Senior Manager, Stadium Operations ..... Matt Van Norton  
 Stadium Operations Systems Manager ..... Jason Silva  
 Stadium Operations Events Coordinator ..... Andrew Hudgins  
 Stadium Operations Scheduler ..... Sarah Halsey  
 Stadium Operations Payroll Specialist ..... Desiree Powers  
 Guest Experience Coordinator ..... Nick Bigot  
 Guest Services Assistant ..... Giancarlo Bautista  
 Stadium Operations Coordinator ..... Matt Wannemuehler  
 Manager of Authentication ..... Erik Farrell  
 Head Groundskeeper ..... Clay Wood  
 Assistant Groundskeeper ..... Zack Ricketts  
 Arizona Groundskeeper ..... Chad Huss

**REAL ESTATE**

Managing Director – Real Estate ..... Lydia Tan  
 Sr. Director, Land Development ..... Sam Worden  
 Director, Real Estate ..... Anye Spivey  
 Senior Manager, Project Development ..... Noah Rosen  
 Senior Real Estate Analyst ..... Leo Yang  
 Project Coordinators ..... Grace Howard, Dominic Williams

**LEGAL**

Vice President, General Counsel ..... D’Lonra Ellis  
 Senior Counsel ..... Rhean Fajardo, Hemmy So

**PEOPLE OPERATIONS**

Vice President, People Operations ..... Andre Chambers  
 Director, People Operations ..... Tina Buss  
 Senior People Operations Manager ..... Adam Scoggan  
 Human Resources Business Partner, Stadium Operations ..... Diane Binder  
 Human Resources Coordinators ..... Katie Strehlow, Mari Rodriguez

**Alumni and Family Relations**

Director, Alumni and Family Relations ..... Detra Paige  
 Senior Coordinator, Alumni and Family Relations ..... Melissa Guzman

## Front Office Directory, continued

### Office Services

|                                   |               |
|-----------------------------------|---------------|
| Office Services Coordinator ..... | Andrea Ramsey |
| Office Services Assistant .....   | Lori Ruhmann  |

### Administration

|                            |   |
|----------------------------|---|
| Executive Assistants ..... | Jeshia Edgerton, Kai Glass, Fallan Groth, Stephany Tone |
|----------------------------|---|

### FINANCE

|                               |                 |
|-------------------------------|-----------------|
| Vice President, Finance ..... | Adam Buckfelder |
|-------------------------------|-----------------|

### Finance and Accounting

|   |                           |
|---|---------------------------|
| Senior Director of Finance .....          | Kasey Jarcik              |
| Director of Accounting .....              | John Anki                 |
| Senior Manager, Payroll .....             | Rose Dancil               |
| Accounting Manager .....                  | Aaron Wall                |
| Financial Analysts .....                  | Alex Wong, Ryan De Vera   |
| Senior Accountant, Accounts Payable ..... | Isabelle Mahaffey         |
| Senior Accountants .....                  | Danna Mouat, Paul Basilio |
| GL Accountant .....                       | Stephen Curry             |

### TECHNOLOGY

|  |                                 |
|--|---------------------------------|
| Vice President, Technology .....                         | Vince Vengapally                |
| Senior Manager, Innovation Technology .....              | Dylan Webster                   |
| Senior Systems Administrator .....                       | Kevin Lowe                      |
| Associate Product Manager (Fan Experience) .....         | Eva Liu                         |
| Senior IT Support Administrators .....                   | Shaunna Brotherton, Dave Cramer |
| Senior Director, Engineering & Multimedia Services ..... | David Don                       |
| Engineering & Multimedia Services Manager .....          | Marisela Ruiz-Acosta            |

### OAKLAND A'S RECENT EJECTIONS

| Date           | Player/Coach     | Umpire             | Date            | Player/Coach    | Umpire             |
|----------------|------------------|--------------------|-----------------|-----------------|--------------------|
| June 12, 2019  | Bob Melvin       | Sean Barber        | May 17, 2014    | Scott Kazmir    | Jerry Layne        |
| June 2, 2019   | Stephen Piscotty | Alan Porter        | Aug. 14, 2013   | Bob Melvin      | Doug Eddings       |
| June 2, 2019   | Bob Melvin       | Alan Porter        | May 29, 2013    | Chip Hale       | Brian Knight       |
| June 1, 2019   | Marcus Semien    | Alan Porter        | May 14, 2013    | Bob Melvin      | D.J. Reyburn       |
| May 28, 2019   | Joakim Soria     | James Hoye         | May 8, 2013     | Bob Melvin      | Angel Hernandez    |
| May 13, 2019   | Bob Melvin       | D.J. Reyburn       | April 25, 2013  | Curt Young      | Jim Reynolds       |
| Sept. 18, 2018 | Bob Melvin       | Larry Vanover      | April 13, 2013  | Bob Melvin      | Andy Fletcher      |
| July 10, 2018  | Bob Melvin       | David Rackley      | Sept. 18, 2012  | Jesse Chavez    | Jerry Meals        |
| Sept. 6, 2017  | Matt Chapman     | Mike Everitt       | June 23, 2012   | Coco Crisp      | Tony Randazzo      |
| Sept. 4, 2017  | Darren Bush      | Jordan Baker       | June 9, 2012    | Bob Melvin      | Tim McClelland     |
| May 27, 2017   | Bob Melvin       | Will Little        | May 19, 2012    | Bob Melvin      | James Hoye         |
| May 27, 2017   | Jed Lowrie       | Will Little        | May 17, 2012    | Bob Melvin      | Laz Diaz           |
| May 20, 2017   | Bob Melvin       | Mike Winters       | July 31, 2011   | Ryan Sweeney    | Dan Bellino        |
| May 4, 2017    | Ryon Healy       | Mike Muchlinski    | July 22, 2011   | Gerald Perry    | Marty Foster       |
| Sept. 20, 2016 | Danny Valencia   | Marty Foster       | June 16, 2011   | Bob Melvin      | Tim Tschida        |
| Aug. 5, 2016   | Danny Valencia   | Mike Estabrook     | May 27, 2011    | Bob Geren       | Angel Campos       |
| Aug. 4, 2016   | Khrist Davis     | Eric Cooper        | May 7, 2011     | Josh Willingham | Bill Miller        |
| July 15, 2016  | Yonder Alonso    | Mark Wegner        | Sept. 12, 2010  | Daric Barton    | Hunter Wendelstedt |
| July 15, 2016  | Bob Melvin       | Mark Wegner        | Aug. 3, 2010    | Bob Geren       | Gary Darling       |
| July 7, 2016   | Coco Crisp       | D.J. Reyburn       | July 27, 2010   | Jack Cust       | Kerwin Danley      |
| Aug. 17, 2015  | Sam Fuld         | Brian Knight       | July 20, 2010   | Coco Crisp      | Bob Davidson       |
| Aug. 17, 2015  | Bob Melvin       | Brian Knight       | July 6, 2010    | Daric Barton    | Mike Winters       |
| July 22, 2015  | Bob Melvin       | Hunter Wendelstedt | June 23, 2010   | Bob Geren       | Jerry Crawford     |
| May 3, 2015    | Craig Gentry     | Andy Fletcher      | June 7, 2010    | Jim Skaalen     | Eric Cooper        |
| April 26, 2015 | Bob Melvin       | Quinn Wolcott      | May 23, 2010    | Bob Geren       | Greg Gibson        |
| Aug. 31, 2014  | Bob Melvin       | Gerry Davis        | Sept. 22, 2009  | Adam Kennedy    | Eric Cooper        |
| July 11, 2014  | Bob Melvin       | James Hoye         | August 16, 2009 | Bob Geren       | Gary Darling       |
| July 11, 2014  | Nick Punto       | James Hoye         | July 28, 2009   | Bob Geren       | Adrian Johnson     |
| June 21, 2014  | Bob Melvin       | Quinn Wolcott      | May 25, 2009    | Jim Skaalen     | Brian Knight       |
| June 14, 2014  | Josh Donaldson   | Hal Gibson         | May 9, 2009     | Bob Geren       | Paul Nauert        |
| June 8, 2014   | Fernando Abad    | Adrian Johnson     |                 |                 |                    |

## DAVID KAVAL

### President



On Nov. 17, 2016, David Kaval was named the seventh president in the history of the Oakland Athletics.

As one of the most dynamic leaders currently in sports, Kaval has led a complete transformation of the organization. He has repositioned the internal and external perception of the Club and has driven a number of innovative initiatives to propel the business forward.

Kaval is leading the Club's efforts to open a new ballpark in Oakland. On Nov. 28, 2018, the organization announced its desire to build its privately financed, 34,000-capacity waterfront ballpark at the Howard Terminal site at the Port of Oakland. The ballpark design is led by Bjarke Ingels Group (BIG), Copenhagen, New York, and London based groups of architects and designers. BIG's architecture emerges out of a careful analysis of how contemporary life constantly evolves and changes and creates architecture by mixing conventional ingredients such as living, leisure, working, parking, and shopping. The ballpark is designed to be the most intimate in Major League Baseball, and it will feature an elevated park that wraps and frames the bowl, and it will anchor a new, vibrant waterfront district in Jack London Square that features a mix of housing, including affordable housing, offices, restaurants, retail, parks, and public gathering spaces.

The A's and the Port of Oakland Board of Commissioners entered into an Exclusive Negotiation Agreement in April 2019. On May 13, 2019, the board commissioners voted 7-0 to approve and authorize the Executive Director to execute the initial term sheet.

Kaval has worked collaboratively with State officials to develop and pass legislation related to the waterfront ballpark project. Since 2018, Kaval has worked closely with legislators to craft and support AB 734 (2018), which provides expedited judicial review in exchange for the highest environmental standards of any ballpark project; AB 1191 (2019), to simplify the regulatory approval process for the ballpark, as well as housing, retail, and mixed-use development at the waterfront site; and SB 293 (2019), which helps the City of Oakland finance infrastructure and transportation projects for a new ballpark.

Kaval has made it a priority to engage the community to ensure the ballpark project is bigger than baseball. The A's have hosted hundreds of community meetings and workshops since 2018, giving residents a voice to share their perspectives and insights on how the ballpark can benefit and provide opportunities in Oakland. In addition to community engagement meetings, Kaval has implemented a number of initiatives to connect with fans and community stakeholders, including hosting weekly office hours, participating in town hall meetings, posting blog and Facebook Live updates, and communicating via Twitter and Instagram at @DaveKaval.

He is also leading the A's plans to redevelop the current Coliseum site. Preliminary plans include a large park surrounded by substantial new housing, including affordable housing, a skills center, community gathering spaces, office and retail space, and restaurants. On Dec. 23 2019, the Alameda County Board of Supervisors voted 5-0 to sell the County's 50 percent interest of the Oakland Alameda County Coliseum Complex for \$85 million to the A's.

In his three seasons as president, Kaval has enhanced the fan experience by making upgrades to the Oakland Coliseum, introduced a forward-thinking season ticket program called "A's Access," hosted MLB's first completely free game, and the largest game in Oakland Coliseum history when 56,310 fans attended the game versus the San Francisco Giants on July 21, 2018.

In addition to delivering the best baseball experience for the Club's fans, Kaval is committed to increasing the organization's community impact. In 2018, the Club donated more than \$2.6M back to the community, distributed more than 100,000 game tickets free of charge to fans, and engaged

### OAKLAND A'S PRESIDENTS

| President         | Years            |
|-------------------|------------------|
| Charles O. Finley | 1968-80          |
| Roy Eisenhardt    | 1981-86          |
| Walter J. Haas    | 1990-92          |
| Sandy Alderson    | 1993-95; 1997-98 |
| Steve Schott      | 1996             |
| Michael Crowley   | 1998-2016        |
| David Kaval       | 2017-present     |

more than 35,000 students in education initiatives, and provided 15,000 youth baseball and softball players opportunities to play the game.

Kaval previously served as the president of the San Jose Earthquakes of Major League Soccer. He oversaw the business and soccer sides of the franchise and represented the club on the Major League Soccer Board of Governors. He continues to serve as a Board Member of the San Jose Earthquakes.

During his time with the Quakes, the team won the 2012 Supporters' Shield, which is awarded to the MLS team with the best regular season record. His success with the team culminated in the opening of Avaya Stadium – the Quakes' \$100M privately financed soccer stadium – on March 22, 2015. Kaval developed the innovative \$20M naming rights partnership with Avaya, which helped create the first cloud-enabled stadium. Since opening its gates, Avaya Stadium has held numerous events including the 2016 MLS All-Star Game and World Cup Qualifiers. The 18,000-seat venue also houses the largest outdoor bar in North America.

Prior to joining the Earthquakes, Kaval founded the independent Golden Baseball League (GBL) in 2003. Memorable GBL alumni include Hall of Famer Rickey Henderson, Jose Canseco, Daniel Nava, Jose Lima, and Mark Prior. Kaval has also spent time in the Office of the President of the United States in Washington, D.C., where he worked on the National Security budget as part of the Office of Management and Budget (OMB).

He serves on a number of boards, including the Bay Area Council and Rocketship Education, in addition to the National Governing Board of the Positive Coaching Alliance (PCA) and the Young Presidents' Organization (YPO).

In 2000, Kaval co-authored a book entitled "The Summer that Saved Baseball," which highlighted a tour of all 30 Major League Baseball stadiums in the summer of 1998. He is also a lecturer in management at the Stanford Graduate School of Business (GSB) where he teaches sports management.

A native of Cleveland, Ohio, Kaval earned a B.A. with honors in International Relations and an M.B.A. from Stanford University. He is a long-time resident of Menlo Park and lives there with his wife and two daughters.

## **BILLY BEANE**

### **Executive Vice President, Baseball Operations**

Billy Beane, who is considered one of the most progressive and talented executives in the game today, has molded the A's into one of baseball's most respected teams since he was named head of baseball operations following the 1997 season. He was promoted to his current position of executive vice president of baseball operations on Oct. 5, 2015, after 18 seasons as general manager.

Under his watch, the A's have compiled a 1890-1672 (.531) record over the last 22 years, which is the fourth-best record in the American League and sixth best in all of baseball during that time frame. The A's have six American League West titles (2000; 2002-03; 2006; 2012-13) and have secured four AL Wild Card spots (2001; 2014; 2018; 2019) during that span. His teams have posted 90 or more wins in 10 of the last 20 years. The A's 10 postseason appearances since the 2000 season are tied for sixth most among all Major League teams, trailing only New York-AL (16), St. Louis (13), Los Angeles-NL (11) and Atlanta (11) and are tied with Boston.

Beane received MLB's inaugural Executive of the Year award in 2018 and has been named Major League Executive of the Year by Baseball America two times (2002; 2013) and The Sporting News Executive of the Year three times (1999; 2012; 2018). He also earned MLB.com's Greatness in Baseball Yearly (GIBBY) Award as the 2012 MLB Executive of the Year and the 2012 Legacy Awards' Rube Foster Award as AL Executive of the Year, presented by the Negro League Baseball Museum. In November of 2001, Beane was named to Street & Smith's Sport Business Journal's "40 Under 40" list, honoring the nation's top 40 sports executives under the age of 40.

Additionally, Beane earned the prestigious Inspirational Leader Award from Leaders in Sport at the 2017 Sport Business Summit in London and was named to the Forbes list of 100 Greatest Living Business Minds in 2017.





During his tenure, A's players have garnered numerous individual accolades. Jason Giambi and Miguel Tejada earned American League Most Valuable Player awards in 2000 and 2002, respectively. Barry Zito was named the American League's Cy Young Award winner in 2002 while Bobby Crosby (2004), Huston Street (2005) and Andrew Bailey (2009) have all won AL Rookie of the Year honors.

Beane has continually remolded a team that has posted one of the majors' best records over the last decade. Over the years, his ability to acquire pivotal players through trades has proven instrumental in keying several playoff runs.

Beane's executive talents and the organization's baseball philosophy were the subject of Michael Lewis' best-selling book "Moneyball: The Art of Winning an Unfair Game," which opened the eyes of many of the top sports executives and business CEOs in the nation. The book has since been made into a full-length motion picture featuring Brad Pitt in the starring role, which premiered in 2011.

As a result, Beane remains in great demand on the national speaking circuit, where he regularly addresses top companies on his management approach of identifying and using undervalued assets to create and sustain a competitive edge. He sits on the board of directors for the Dutch professional football club AZ Alkmaar and recently became a minority owner of the British football club Barnsley FC.

Further demonstrating his unique tastes and interests, Beane was invited to speak at Rupert Murdoch's News Corp. management retreat in Pebble Beach, Calif., in 2006, an event that focused on issues such as volunteerism, technology and politics and featured leaders and luminaries from around the world. Among the VIP who attended were British Prime Minister Tony Blair, Israeli Vice Premier Shimon Peres, former President Bill Clinton, former Vice President Al Gore, former House Speaker Newt Gingrich, former Harvard President Lawrence Summer and U2 lead singer Bono.

In 2008, Beane also collaborated with Gingrich and Sen. John Kerry in co-authoring an article in the New York Times offering possible remedies for the U.S. health care crisis. In addition, he was honored by PromaxBDA Sports Media Marketing Awards with the "Game Changer Award" in 2011, an accolade given to a "cultural trendsetter who, through the development of new technologies, applications, business models, and industries, has transformed the business of Sports Media and Sports Media Marketing."

Beane joined the A's front office staff in 1990 as the club's major league advance scout. In 1993, former A's president and general manager Sandy Alderson promoted him to the assistant general manager's position when Walt Jocketty left the organization to accept the assistant general manager's job in Colorado. Alderson handed over his general manager's duties to Beane on Oct. 17, 1997.

A first round draft pick (23rd overall) of the New York Mets in the 1980 June Free Agent Draft, Beane played six major league seasons as an infielder, outfielder and catcher for the Mets, Minnesota Twins, Detroit Tigers and A's. His final season in uniform was 1989 when he was a utility player on the A's World Championship team. Beane retired as an active player in the spring of 1990.

A native of San Diego, Calif., Beane attended Mt. Carmel High School and UC San Diego, where he studied economics. Billy and his wife, Tara, reside in Danville, Calif., with their twins, Brayden and Tinsley. His daughter, Casey, is a graduate of Kenyon (Ohio) College.

| OAKLAND A'S<br>HEAD OF BASEBALL OPERATIONS |                     |
|--|---------------------|
| <b>Name</b>                                | <b>Years</b>        |
| Charles O. Finley                          | 1968-79             |
| Billy Martin                               | 1980-82             |
| Walt Jocketty, Dick Wincek                 | 1983                |
| Sandy Alderson                             | 1983-97             |
| <b>Billy Beane</b>                         | <b>1997-Present</b> |

### SIGNIFICANT AND RECENT TRADES MADE IN THE BILLY BEANE ERA

#### 1997

- Nov. 7 Acquired P Kenny Rogers and cash from New York (AL) for a PTBNL (IF Scott Brosius on November 18).
- Dec. 8 Acquired P Mike Fetters from Cleveland for P Steve Karsay.

#### 1998

- April 8 Acquired C Mike Macfarlane and cash from Kansas City for OF Shane Mack and a PTBNL (minor league P Greg Hansell on May 8).
- July 12 Acquired P Tim Worrel from Cleveland for minor league IF Adam Robinson.

## Front Office Profiles, continued

### 1999

|         |  |
|---------|--|
| July 23 | Acquired minor league OF Terrence Long and minor league P Leonar Vasquez from New York (NL) for P Kenny Rogers.  |
| July 29 | Acquired P Omar Olivares and IF Randy Velarde from Anaheim for minor league OF Jeff DaVanon, minor league OF Nathan Haynes and minor league P Elvin Nina.  |
| July 31 | Acquired P Kevin Appier from Kansas City for P Brad Rigby, minor league P Blake Stein and minor league P Jeff D'Amico.   |
| July 31 | Acquired P Jason Isringhausen and P Greg McMichael from New York (NL) for P Billy Taylor.  |
| Dec. 13 | Acquired P Justin Miller from Colorado for P Jimmy Haynes. (Trade was part of a four-team deal in which Colorado traded Haynes, C Henry Blanco and P Jamey Wright to Milwaukee; Milwaukee then traded IF Jeff Cirillo, P Scott Karl and cash to Colorado; Colorado traded IF Vinny Castilla to Tampa Bay; Tampa Bay traded P Rolando Arrojo and IF Aaron Ledesma to Colorado). |

### 2000

|         |  |
|---------|--|
| Feb. 18 | Acquired OF Jeremy Giambi from Kansas City for P Brett Laxton.                                       |
| July 28 | Acquired P Jim Mecir and P Todd Belitz from Tampa Bay for minor league P Jesus Colome and cash.      |
| Nov. 17 | Acquired minor league P Ryan Cullen and minor league P Aaron Harang from Texas for IF Randy Velarde. |
| Nov. 20 | Acquired P Eric Ireland from Chicago (NL) for OF Matt Stairs.  |
| Dec. 7  | Acquired P Chad Bradford from Chicago (AL) for minor league C Miguel Olivo.                          |

### 2001

|          |  |
|----------|--|
| Jan. 8   | Acquired P Roberto Hernandez and P Cory Lidle from Tampa Bay for OF Ben Grieve and cash; traded P Roberto Hernandez, C A.J. Hinch, minor league IF Angel Berroa and cash to Kansas City for OF Johnny Damon, minor league IF Mark Ellis and cash.      |
| March 28 | Acquired IF Eric Hinske from Chicago (NL) for minor league IF Miguel Cairo; as part of the deal, the A's also refused the return of Rule 5 Draft selection P Scott Chiasson.   |
| July 3   | Acquired OF Ron Gant from Colorado for minor league OF Robin Jennings.   |
| July 25  | Acquired OF Jermaine Dye from Kansas City in a three-team trade in which Colorado sent infielder Neifi Perez to Kansas City and Oakland sent minor league OF Mario Encarnacion, minor league IF Jose Ortiz and minor league P Todd Belitz to Colorado. |
| Nov. 2   | Acquired minor league IF Adam Morrissey from Chicago (NL) for IF Mark Bellhorn.  |
| Dec. 7   | Acquired P Billy Koch from Toronto for IF Eric Hinske and P Justin Miller.   |
| Dec. 14  | Acquired OF David Justice and cash from New York (NL) for P Mark Guthrie and P Tyler Yates.  |

### 2002

|          |   |
|----------|---|
| Jan. 14  | Acquired IF Carlos Peña and P Mike Vena from Texas for P Mario Ramos, IF Jason Hart, OF Ryan Ludwick and minor league C Gerald Laird. |
| March 18 | Acquired P Justin Duchscherer from Texas for P Luis Vizcaino.   |

|         |  |
|---------|--|
| May 22  | Acquired OF John Mabry from Philadelphia for OF Jeremy Giambi.   |
| July 5  | Acquired P Ted Lilly, minor league OF John-Ford Griffin and minor league P Jason Arnold from New York (AL) as part of a three-team, seven player trade in which the A's sent IF Carlos Pena, P Franklyn German and a PTBNL (P Jeremy Bonderman on Aug. 22) to Detroit for P Jeff Weaver and cash. The A's then sent Weaver to New York to complete the deal. |
| July 25 | Acquired Ray Durham from Chicago (AL) for minor league P Jon Adkins.   |
| July 30 | Acquired P Ricardo Rincon from Cleveland for minor league IF Marshall McDougall.   |
| Nov. 16 | Acquired minor league IF Mike Rouse and minor league P Chris Mowday for Toronto for P Cory Lidle.  |
| Dec. 3  | Acquired P Keith Foulke, C Mark Johnson and minor league P Joe Valentine for P Billy Koch and two minor league players to be named later (P Neal Cotts and OF Daylan Holt on December 16).   |
| Dec. 15 | Acquired IF Erubiel Durazo from Arizona in a four-team trade in which the A's sent a minor league PTBNL (P Jason Arnold on December 16) to Toronto; Toronto sent IF Felipe Lopez to Cincinnati; Cincinnati sent P Elmer Dessens to Arizona.  |

### 2003

|         |  |
|---------|--|
| July 30 | Acquired OF Jose Guillen from Cincinnati for minor league pitchers Aaron Harang, Joe Valentine and Jeff Bruksch. |
| Nov. 18 | Acquired OF Bobby Kielty and a PTBNL from Toronto for P Ted Lilly.   |
| Nov. 26 | Acquired OF Mark Kotsay from San Diego for C Ramon Hernandez and OF Terrence Long.                               |
| Dec. 21 | Acquired C Damian Miller and cash from Chicago (NL) for a PTBNL (Chris Mowday).                                  |

### 2004

|          |  |
|----------|--|
| April 17 | Acquired P Kirk Saarloos from Houston for P Chad Harville.   |
| June 24  | Acquired P Octavio Dotel and cash from Kansas City for minor league P Mike Wood and minor league IF Mark Teahan. |
| Nov. 27  | Acquired C Jason Kendall from Pittsburgh for P Mark Redman and P Arthur Rhodes.                                  |
| Dec. 15  | Acquired IF Keith Ginter from Milwaukee for minor league P Justin Lehr and OF Nelson Cruz.                       |
| Dec. 16  | Acquired P Juan Cruz, P Dan Meyer and OF Charles Thomas from Atlanta for P Tim Hudson.                           |
| Dec. 18  | Acquired P Kiko Calero, P Danny Haren and minor league C Daric Barton from St. Louis for P Mark Mulder.          |

### 2005

|         |   |
|---------|---|
| July 13 | Acquired OF Jay Payton and cash from Boston for P Chad Bradford; acquired P Joe Kennedy and P Jay Witasick from Colorado for OF Eric Byrnes, minor league IF Omar Quintanilla and cash. |
| Dec. 5  | Acquired P Chad Gaudin from Toronto for a PTBNL (Dustin Majewski).  |
| Dec. 13 | Acquired OF Milton Bradley and IF Antonio Perez from Los Angeles (NL) for minor league OF Andre Ethier.   |

### 2007

|         |  |
|---------|--|
| June 29 | Acquired P Andrew Brown from San Diego for OF Milton Bradley and cash. |
|---------|--|

- July 16 Acquired C Rob Bowen and P Jerry Blevins from Chicago (NL) for C Jason Kendall and cash.
- Nov. 18 Acquired P Kristian Bell and P Graham Godfrey from Toronto for IF Marco Sclutaro.
- Dec. 14 Acquired P Brett Anderson, P Dana Eveland, P Greg Smith, IF Chris Carter, OF Aaron Cunningham, OF Carlos Gonzalez from Arizona for P Dan Haren and P Connor Robertson.

**2008**

- Jan. 3 Acquired P Gio Gonzalez, P Fautino De Los Santos and OF Ryan Sweeney from Chicago (AL) for OF Nick Swisher.
- Jan. 14 Acquired P Joey Devine and P Jamie Richmond from Atlanta for OF Mark Kotsay and cash.
- July 8 Acquired P Sean Gallagher, C Josh Donaldson, IF Eric Patterson and OF Matt Murton from Chicago (NL) for P Rich Harden and P Chad Gaudin.
- July 17 Acquired P Josh Outman, IF Adrian Cardenas and OF Matt Spencer from Philadelphia for P Joe Blanton.
- Nov. 12 Acquired OF Matt Holliday from Colorado for P Greg Smith, P Huston Street and OF Carlos Gonzalez.

**2009**

- Feb. 2 Acquired RHP Michael Wuertz from Chicago (NL) for OF Richie Robnett and IF Justin Sellers.
- July 5 Acquired OF Scott Hairston from San Diego for P Sean Gallagher, P Craig Italiano and P Ryan Webb.
- July 24 Acquired P Clayton Mortensen, IF Brett Wallace and OF Shane Peterson from St. Louis for OF Matt Holliday.
- July 31 Acquired IF Tyler Ladendorf from Minnesota for IF Orlando Cabrera.

**2010**

- Jan. 16 Acquired IF Kevin Kouzmanoff and minor league IF Eric Sogard from San Diego for OF Scott Hairston and OF Aaron Cunningham.
- Feb. 1 Acquired IF Adam Rosales and OF Willy Taveras from Cincinnati for IF Aaron Miles and cash.
- Nov. 10 Acquired OF David DeJesus from Kansas City for P Vin Mazzaro and minor league P Justin Marks.
- Nov. 17 Acquired minor league Ps Trystan Magnuson and Daniel Farquhar from Toronto for OF Rajai Davis.
- Dec. 16 Acquired OF Josh Willingham from Washington for P Henry Rodriguez and OF Corey Brown.

**2011**

- Jan. 8 Acquired RHP Guillermo Moscoso from Texas for minor league RHP Ryan Kelly.
- June 30 Acquired RHP Bruce Billings and a PTBNL (OF Eliezer Mesa on September 30) from Colorado for 2B Mark Ellis and cash.
- July 31 Acquired LHP Jordan Norberto and 1B Brandon Allen from Arizona for RHP Brad Ziegler.
- Dec. 9 Acquired RHP Ryan Cook, OF Collin Cowgill and RHP Jarrod Parker from Arizona for LHP Craig Breslow, RHP Trevor Cahill and cash.
- Dec. 23 Acquired RHP A.J. Cole, LHP Tommy Milone, C Derek Norris and RHP Brad Peacock from Washington for LHP Gio Gonzalez and RHP Rob Gilliam.
- Dec. 28 Acquired RHP Raul Alcantara, IF Miles Head and OF Josh Reddick from Boston for RHP Andrew Bailey and OF Ryan Sweeney.

**2012**

- Jan. 16 Acquired OF Seth Smith from Colorado for RHP Guillermo Moscoso and LHP Josh Outman.

- Aug. 3 Acquired minor league C David Freitas from Washington for C Kurt Suzuki and cash.
- Aug. 20 Acquired SS Stephen Drew from Arizona for minor league IF Sean Jamieson.
- Oct. 20 Acquired OF Chris Young and cash from Arizona for SS Cliff Pennington and minor league IF Yordy Cabrera.
- Nov. 16 Acquired P Andrew Werner and IF Andy Parrino from San Diego for P Tyson Ross and minor league IF A.J. Kirby-Jones.

**2013**

- Jan. 16 Acquired C John Jaso from Seattle in a three-team trade in which the A's sent minor league Ps A.J. Cole, Blake Treinen and a PTBNL (minor league P Ian Krol on March 20) to Washington and Washington sent OF Michael Morse to Seattle.
- Feb. 4 Acquired IF Jed Lowrie and P Fernando Rodriguez from Houston for IF Chris Carter, P Brad Peacock and minor league C Max Stassi.
- July 30 Acquired IF Alberto Callaspo from Los Angeles (AL) for minor league IF Grant Green.
- Aug. 23 Acquired C Kurt Suzuki and cash from Washington for minor league P Dakota Bacus.
- Nov. 25 Acquired P Fernando Abad from Washington for minor league IF John Wooten.
- Dec. 2 Acquired P Jim Johnson from Baltimore for IF Jemile Weeks and a PTBNL (minor league C David Freitas on December 12).
- Dec. 3 Acquired IF Craig Gentry and P Josh Lindblom from Texas for OF Michael Choice and minor league IF Chris Bostick; Acquired P Luke Gregerson from San Diego for OF Seth Smith.
- Dec. 10 Acquired P Drew Pomeranz and minor league P Chris Jensen from Colorado for P Brett Anderson and cash.
- Dec. 11 Acquired minor league OF Billy Burns from Washington for P Jerry Blevins.

**2014**

- July 5 Acquired Ps Jeff Samardzija and Jason Hammel from Chicago (NL) for P Dan Straily, minor league IF Addison Russell, minor league OF Billy McKinney and a PTBNL or cash.
- July 31 Acquired P Jon Lester, OF Jonny Gomes and cash from Boston for OF Yoenis Céspedes and a 2015 Competitive Balance Pick; Acquired OF Sam Fuld from Minnesota for P Tommy Milone.
- Aug. 31 Acquired DH Adam Dunn and cash from Chicago (AL) for minor league P Nolan Sanburn.
- Nov. 23 Acquired IF Ike Davis and international bonus slot 86 from Pittsburgh for international bonus slot 27.
- Nov. 28 Acquired IF Brett Lawrie, Ps Kendall Graveman and Sean Nolin and minor league IF Franklin Barreto from Toronto for IF Josh Donaldson.
- Dec. 8 Acquired minor league IF Joey Wendle from Cleveland for 1B/OF Brandon Moss.
- Dec. 9 Acquired P Chris Bassitt, C Josh Phegley, IF Marcus Semien and minor league IF Rangel Ravelo from the Chicago White Sox for P Jeff Samardzija and P Michael Ynoa.
- Dec. 11 Acquired IF/OF Mark Canha from Colorado for minor league P Austin House and cash.
- Dec. 18 Acquired P R.J. Alvarez and P Jesse Hahn from San Diego for C Derek Norris, minor league P Seth Streich and international bonus slot 117.

## Front Office Profiles, continued

### 2015

|         |  |
|---------|--|
| Jan. 10 | Acquired IFs Ben Zobrist and Yunel Escobar from Tampa Bay for C John Jaso, minor league IF Daniel Robertson, minor league OF Boog Powell and cash. |
| Jan. 14 | Acquired P Tyler Clippard from Washington for IF Yunel Escobar.  |
| July 23 | Scott Kazmir traded to the Houston Astros for minor league RHP Daniel Mengden and minor league C Jacob Nottingham.                                 |
| July 27 | Tyler Clippard and cash traded to the New York Mets for minor league RHP Casey Meisner.  |
| July 28 | Ben Zobrist and cash traded to the Kansas City Royals for RHP Aaron Brooks and minor league LHP Sean Manaea.                                       |
| Nov. 20 | Liam Hendriks acquired from Toronto for Jesse Chavez.  |
| Nov. 25 | Jed Lowrie acquired from Houston for minor leaguer Brendan McCurry.  |
| Dec. 2  | Yonder Alonso and Marc Rzepczynski acquired from San Diego for Drew Pomeranz, Jose Torres and a player to be named later (Jabari Blash).           |
| Dec. 8  | Evan Scribner traded to Seattle for minor leaguer Trey Cochran-Gill.   |
| Dec. 9  | J.B. Wendelken and minor leaguer Zack Erwin acquired from the Chicago White Sox for Brett Lawrie.  |

### 2016

|         |  |
|---------|--|
| Feb. 12 | Khris Davis acquired from Milwaukee for minor leaguers Bubba Derby and Jacob Nottingham.                                       |
| Feb. 25 | Chris Coghlan acquired from the Chicago Cubs for Aaron Brooks.   |
| June 9  | Chris Coghlan traded to the Chicago Cubs for Arismendy Alcantara.  |
| July 30 | Billy Burns traded to the Kansas City Royals for Brett Eibner.   |
| Aug. 1  | Rich Hill and Josh Reddick traded to the Los Angeles Dodgers for Jharel Cotton, Frankie Montas and minor leaguer Grant Holmes. |
| Aug. 25 | Marc Rzepczynski and cash traded to Washington for minor leaguer Max Schrock.  |
| Aug. 31 | Coco Crisp and cash traded to Cleveland for minor leaguer Colt Hynes.  |
| Nov. 12 | Paul Blackburn acquired from Seattle for Danny Valencia.   |

### 2017

|           |  |
|-----------|--|
| Jan. 26   | Dillon Overton traded to Seattle for minor leaguer Jason Goldstein.  |
| June 17   | Trevor Plouffe traded to Tampa Bay with cash for cash.   |
| July 16   | Sean Doolittle and Ryan Madson traded to Washington for Blake Treinen and minor leaguers Sheldon Neuse and Jesus Luzardo.  |
| July 31   | Sonny Gray traded to the New York Yankees with \$1.5 million international bonus slot cash in exchange for Dustin Fowler, Jorge Mateo and minor leaguer James Kaprielian; Adam Rosales traded to Arizona for minor leaguer Jeferson Mejia. |
| August 6  | Yonder Alonso traded to Seattle for Boog Powell.   |
| August 15 | Chris Hatcher acquired from the Los Angeles Dodgers for \$500,000 international slot money.  |
| August 16 | Sam Moll acquired from Colorado for a player to be named later or cash.  |

|           |   |
|-----------|---|
| August 23 | Rajai Davis traded to Boston for minor league outfielder Rafael Rincones.                               |
| Nov. 15   | Ryon Healy traded to Seattle for Emilio Pagan and minor leaguer Alexander Campos.                       |
| Nov. 22   | Jaycob Brugman traded to Baltimore for a player to be named later (minor leaguer Jake Bray on Dec. 19). |
| Dec. 11   | Joey Wendle traded to Tampa Bay for a player to be named later (minor leaguer Jonah Heim on Dec. 19).   |
| Dec. 14   | Stephen Piscotty acquired from St. Louis for Yairo Muñoz and minor leaguer Max Schrock.                 |

### 2018

|          |  |
|----------|--|
| Jan. 29  | Ryan Buchter, Brandon Moss and cash acquired from Kansas City for Jesse Hahn and Heath Fillmyer.   |
| March 31 | Josh Lucas acquired from St. Louis for minor league pitcher Casey Meisner.   |
| April 19 | Trayce Thompson traded to the Chicago White Sox for cash or a player to be named later.  |
| April 25 | Wilmer Font acquired from the Los Angeles Dodgers for minor league pitcher Logan Salow.  |
| May 25   | Wilmer Font traded to Tampa Bay for minor league pitcher Peter Bayer.  |
| July 21  | Jeury's Familia acquired from the New York Mets for minor leaguers Bobby Wahl and Will Toffey and \$1,000,000 international slot money.  |
| Aug. 5   | Shawn Kelley and cash considerations acquired from Washington for international slot money.  |
| Aug. 6   | Mike Fiers acquired from the Detroit Tigers for two players to be named later (minor league pitchers Nolan Blackwood on Aug. 6 and Logan Shore on Sept. 19).   |
| Aug. 9   | Fernando Rodney acquired from the Minnesota Twins for minor leaguer Dakota Chalmers.   |
| Aug. 31  | Cory Gearrin acquired from Texas for minor league pitchers Abdiel Mendoza and Teodoro Ortega.  |
| Sept. 3  | Aaron Brooks acquired from Milwaukee for cash considerations.  |
| Nov. 20  | Tanner Anderson acquired from Pittsburgh for a player to be named later (minor leaguer Wilkin Ramos on Dec. 1).  |
| Dec. 21  | Acquired Jurickson Profar from Texas in a three-team trade in which the A's sent minor leaguer Eli White and international bonus slot cash to Texas and pitcher Emilio Pagan and the A's Competitive Balance Round A pick in the 2019 First-Year Player Draft to Tampa Bay; Rangers sent minor leaguer Rollie Lacy to the Rays and Tampa Bay sent minor leaguers Kyle Bird, Brock Burke and Yoel Espinal to Texas. |

### 2019

|          |  |
|----------|--|
| March 27 | Kendrys Morales and cash considerations acquired from the Toronto Blue Jays for minor league infielder Jesus Lopez and international slot money. |
| May 14   | Kendrys Morales and cash traded to the New York Yankees for a player to be named later or cash considerations.                                   |
| July 14  | Homer Bailey acquired from Kansas City for minor leaguer Kevin Merrell.  |
| July 27  | Jake Diekmann acquired from the Kansas City Royals for minor league pitcher Ismael Aquino and minor league outfielder Dairon Blanco.             |
| July 31  | Tanner Roark and cash considerations acquired from the Cincinnati Reds for minor league outfielder Jameson Hannah.                               |



|         |  |
|---------|--|
| Nov. 23 | Jharel Cotton traded to the Chicago Cubs for cash considerations.  |
| Dec. 2  | Austin Allen and a player to be named later (minor leaguer Buddy Reed on Dec. 12) acquired from the San Diego Padres for Jurickson Profar. |
| Dec. 12 | Vimalael Machin acquired from the Philadelphia Phillies in exchange for cash considerations.   |

---

**2020**

|         |   |
|---------|---|
| Jan. 13 | Tony Kemp acquired from the Chicago Cubs for minor leaguer Alfonso Rivas. |
|---------|---|

## RICKEY HENDERSON

### Special Assistant to the President

Rickey Henderson enters his third season as Special Assistant to the President. In this role, Henderson assists A's President Dave Kaval in promoting the Oakland Athletics brand, in addition to continuing his duties as a roving on-field instructor.

During Henderson's 25-year Hall-of-Fame playing career, he spent 14 seasons with the Green and Gold. Henderson made 10 All-Star teams, won two World Series championships, one AL MVP (1990), one Gold Glove Award (1981), three Silver Slugger awards (1981, 1985, 1990) and one ALCS MVP Award (1989). He holds the record for most career stolen bases (1,406), runs scored (2,295), lead-off home runs (81), as well as the single-season stolen base record (130, 1982). For his career, Henderson hit .279 with 3,055 hits, 297 home runs, 1,115 RBI, 1,406 stolen bases, and 2,295 runs scored. In 2009, he was elected to the Baseball Hall of Fame on the first ballot with 94.8% of the vote.

Following his playing career, Henderson joined the New York Mets as a special instructor in 2006 before being promoted to first base coach in 2007. For the past several seasons, Henderson has served as a roving instructor in the Athletics system.




---

## BASEBALL OPERATIONS

## DAVID FORST

### General Manager

David Forst begins his 21st season in the Athletics organization and his fifth as General Manager after being appointed to the position on Oct. 5, 2015. The A's have made 10 postseason appearances since he joined the organization in 2000, including five times in the last eight seasons.

Along with Billy Beane, Forst co-authored the acquisitions of every member of the 2019 A's Wild Card team. Beginning with the drafting of Matt Olson (2012) and Matt Chapman (2014), continuing with the trades for Khris Davis (2016), Marcus Semien (2014), Stephen Piscotty (2017), Ramón Laureano (2017) and Mike Fiers (2018), all the way through the in-season trades for Tanner Roark, Homer Bailey and Jake Diekman, the 2019 playoff team was built by Forst and Beane over the last seven years through a myriad of transactions which led to back-to-back playoff appearances for the club, their firsts since 2014.

The A's 10 postseason appearances since his arrival in the 2000 season are tied for fifth most among all Major League teams, trailing only New York-AL (16), St. Louis (13), Los Angeles-NL (11), Atlanta (11) and tied with Boston (10). Since his appointment to his current General Manager role, the club has the fifth-best record in the American League, trailing only Houston, Cleveland, New York and Boston.

Forst's primary duties include working on all player acquisitions, contract negotiations and player evaluations. Prior to his promotion, Forst spent 12 seasons as assistant general manager after serving as an assistant to the general manager and coordinator of professional scouting.

The 43-year-old Forst graduated Cum Laude from Harvard University in 1998 with a Bachelor of Arts degree in sociology. He played baseball for the Crimson for four seasons and earned third-team All-America honors as a senior in 1998. He also played for the Springfield (Ill.) Capitals of the Frontier League in 1998 and 1999.

A native of Encino, Calif., Forst resides in Berkeley, Calif., with his wife, Rebe, son, Judah, and daughter, Sasha.



## DAN FEINSTEIN

### Assistant General Manager, Major League and International Operations

Dan Feinstein enters his fifth season as assistant general manager, and 19th overall in the Athletics organization. He was promoted to assistant general manager after four years as director of professional scouting/baseball development. Feinstein's primary role is to assist Billy Beane and David Forst in all aspects of baseball operations, including roster construction, contract negotiations, arbitration, trade analysis and the interpretation of MLB rules. In addition, he oversees the A's international scouting efforts in Latin America, Asia and Europe as well and the team's professional scouting staff.

This is Feinstein's second stint with the A's, having previously served in a variety of capacities from 1994-2004, including the role of assistant, amateur scouting and video coordinator. He spent the 2005 season as coordinator, baseball operations for the Los Angeles Dodgers and was director, baseball operations for the Tampa Bay Rays for six seasons from 2006-11 prior to rejoining the A's in 2012.

A native of Lafayette, Calif., he attended UC Davis and earned a degree in Medieval European History. Feinstein resides in Lafayette with his wife, Meghan, and two children, Will (8) and Charlotte (4).



## BILLY OWENS

### Assistant General Manager/Director of Player Personnel

Billy Owens begins his 22nd season with the Athletics and his fifth as assistant general manager/director of player personnel. He was promoted to the position after spending the previous 12 seasons as director of player personnel. Owens' responsibilities include providing input and recommendations for potential trades and free agent signings, along with evaluation in the area of amateur scouting.

Prior to moving into a front office position, Owens spent five seasons as a hitting coach in the A's minor league system, with stops at Southern Oregon (1999), Vancouver (2000-01) and Arizona (2002-03). In addition to his coaching duties, Owens also assumed scouting responsibilities as an area scout and was promoted to East Coast Scouting Coordinator in 2003.

A third round pick (72nd overall) by the Baltimore Orioles in the 1992 June Draft, Owens played seven seasons of minor league ball with the Baltimore (1992-96) and Houston organizations (1997-98) before joining the A's as an area scout.

A native of San Jose, Calif., Owens attended the University of Arizona, where he played both baseball and football. He was a football, basketball and baseball standout at Bellarmine College Preparatory and is a member of the school's hall of fame. Billy O makes his off-season home in Scottsdale, Ariz.



## ED SPRAGUE

### Director of Player Development

Entering his fifth season with the A's, Sprague will transition from Assistant Director of Player Development & Coordinator of On-Field Analytics to Director of Player Development. He previously served the A's as Instruction Coordinator from 2016-18. He will now oversee the development and evaluation of players throughout the A's farm system, which consistently ranks among the best in the game. He will also coordinate field instruction for the entire minor league system.

Sprague previously served as head coach at the University of Pacific from 2004-15, during which time his teams posted an overall record of 250-406. During his tenure, 21 of his players were selected in the Major League Baseball Draft, with multiple players currently active in the professional ranks. He guided Pacific to one of the best seasons in program history in 2010, fin-



ishing with a 31-23 overall record that included a new program record of 31 victories over Division I opponents. In addition to his on-field success, he spearheaded the campaign to build an on-campus home field for the Tigers, with Klein Family Field opening on April 18, 2006.

While a student-athlete at Stanford, the baseball program won back-to-back national titles in 1987 & 1988 and he was a member of Team USA Baseball that won an Olympic Gold Medal in Seoul in 1988. After being drafted by Toronto in the first round of the 1988 draft out of Stanford, Sprague played 11 years in the Major Leagues with the Blue Jays, A's, Pirates, Padres, Red Sox and Mariners. He was an integral part of the Blue Jays teams that won back-to-back World Series in 1992-93 and was named a National League All-Star in 1999 with the Pirates.

Sprague and his wife Kristen reside in Lodi, Calif. They have four children: daughters Payton and Paris, and sons Jed and John.

## ERIC KUBOTA

### Director of Scouting

Eric Kubota is in his 36th season with the Athletics organization and his 19th as director of scouting.

Kubota has overseen the club's last 18 drafts that have produced dozens of players who have risen to the major leagues with various clubs, including current A's Matt Olson (2012), Chad Pinder (2013), Matt Chapman (2014), Sean Murphy (2016) and A.J. Puk (2016). Kubota's talents as an evaluator helped assemble the majority of the A's minor league system that has combined for a 6774-6689 (.503) record over the last 18 seasons.

In January 2014, Kubota was honored as "Scout of the Year" by the Santa Clara County Hot Stove Committee.

Prior to assuming his current position, Kubota served as the club's supervisor of international scouting for three seasons, overseeing the scouting staff and player evaluations in the Dominican Republic and Venezuela.

Kubota, 55, began his baseball career in June of 1984 while he was an undergraduate at the University of California, Berkeley, spending the better part of six seasons working in the A's media relations department. In November of 1989, he joined the baseball operations staff as an assistant director of scouting, handling daily administrative duties of the scouting department, including preparation work for the Rule 4, Rule 5 and June drafts, compiling the team's prospect book and preparing statistical information.

He was elevated to Pacific Rim coordinator in November of 1996, where he acted as a liaison between the A's and Asian baseball teams in addition to his scouting duties in Northern California and Hawaii.

Eric graduated from Cal in 1986 with a bachelor of arts degree in political science. He resides in Rocklin, Calif., with his wife, Karen, and their two children.



## ZAK BASCH

### Director of Minor League Operations

Zak Basch enters his third season as Director of Minor League Operations for the Athletics. For the previous five seasons, Basch worked in the A's communications department, culminating in a promotion to Director of Baseball Communications before the 2017 season.

Prior to joining the Athletics front office in 2013, Basch worked in various roles in amateur and minor league baseball. He spent time with the Alaska Goldpanners and Anchorage Bucs of the Alaska Baseball League before working five years in the Pacific Coast League with the Reno Aces and the A's former Triple-A affiliate in Sacramento.

Basch played collegiately for Hofstra University and the University of Nevada before being selected in the 13th round of the 2003 draft by Boston. In June 2004, Basch was acquired by the Athletics in a trade with the Red Sox, finishing his playing career with Oakland's former short-season affiliate, the Vancouver Canadians.

A native of Toledo, Ohio, Basch now resides in Tempe, Ariz.



## RAYMOND ABREU

### Director of Latin American Operations

Raymond Abreu is entering his 26th season with the Athletics and has served as the team's Director of Latin American Operations for the past 16 years.

In this dual role, Raymond oversees both the day-to-day working function of the Athletics Academy in La Victoria and also supervises the A's scouting efforts throughout the Dominican Republic. He has been with the Athletics since the inception of the Academy in 1994.

In addition to his duties with the A's, Abreu is the General Manager of the Toros del Este, a professional team in the Liga de Beisbol Dominicano which competes during the winter months. He has also previously spent time as the GM of Leones de Escogido.

A native of Jersey City, N.J., Abreu resides in Santo Domingo, D.R., with his wife, Azalia, and three daughters, Isabella, Emma and Mila.



## KEITH LIEPPMAN

### Special Advisor to Player Development

Keith Lieppman begins his 50th year with the A's and his first as special advisor to player development after 28 seasons as the organization's director of player development. He will continue with the development and evaluation of players throughout the A's farm system, which consistently ranks among the best in the game.

Lieppman's gilded reputation as one of baseball's finest personnel executives was further amplified when he received *Baseball America's* Tony Gwynn Lifetime Achievement Award prior to the 2020 season. In 2010 when he received the Sheldon "Chief" Bender Award from Minor League Baseball for "distinguished service and being instrumental in player development" during his career.

Lieppman has managed at all levels of the A's minor league system, beginning in Modesto in 1980 and most recently with the Triple-A Tacoma Tigers from 1985-87. He also managed the Lacey Tigres of the Dominican Winter League in 1986. He began his baseball career in 1971 as a minor league player for the A's.

Keith is a graduate of the University of Kansas with a degree in journalism. He resides in Prescott, Ariz., with his wife, Corinne.



## SANDY ALDERSON

### Senior Advisor to Baseball Operations

Sandy Alderson enters his second season as senior advisor to baseball operations. This will be his 19th season with A's.

Alderson joined the A's as general counsel in October 1981 and was named executive vice president, baseball operations in 1983. He was the architect of the A's three straight American League Pennant-winning clubs from 1988-90, including a World Championship in 1989. He served as general manager through 1997 and was also president from 1993-95 and 1997-98.

Following his time in Oakland, Alderson served as Major League Baseball's executive vice president of baseball operations from 1998-2005, the San Diego Padres chief executive officer from 2005-09, special consultant to Baseball's Commissioner for Latin America in 2010 and New York Mets general manager from 2011-18.

Alderson received his bachelor's degree from Dartmouth in 1969 and graduated from Harvard Law School in 1976. He served as a Marine Infantry Officer for four years with a tour of duty in Vietnam.

In 2018, Alderson was inducted into the Marine Corps Sports Hall of Fame and, in 2019, was awarded a Doctor of Humane Letters honorary degree by his alma mater, Dartmouth College.

He and his wife, Linda, have two children and five grandchildren.



## ROB NABERHAUS

### Senior Director, Baseball Development and Technology

Rob Naberhaus is entering his eighth year with the Athletics and first as Senior Director, Baseball Development and Technology. In this role, he oversees all aspects of the data and technology development within Baseball Operations.

Naberhaus previously served as Architect, then Director of Baseball Systems from 2012-2019, and continues to oversee the design and creation of all analytics tools used by Baseball Operations. Prior to coming to Oakland, Rob spent four years with the Tampa Bay Rays as their Developer, Baseball Operations. He had previously served as an IT Consultant for Accenture from 2004-2008.

A graduate of the University of Nebraska-Lincoln, Naberhaus resides in Scottsdale, Ariz., with his wife, Erin and two-year old son, Gareth.



## CHRIS PITTARO

### Special Assistant to the General Manager

Chris Pittaro enters his 29th season in the Oakland organization, his ninth as a special assistant to the general manager. Prior to being named to his current position, Pittaro served as director of professional scouting for five years.

He spent the previous six seasons as national field coordinator after serving as an area scout and national cross checker with the Athletics since 1991.

In 2012, Pittaro was inducted into the Professional Baseball Scouts Hall of Fame.

Selected by the Detroit Tigers in the 1982 June First Year Player Draft, Pittaro made his Major League debut with the Tigers in 1985, batting .242 in 28 games. He was traded to the Minnesota Twins in 1986 and spent parts of the '86 and '87 seasons on the Twins big league roster. He retired during the 1988 season.

Pittaro attended the University of North Carolina from 1980-82 before signing with the Tigers following his junior season. After he retired as a player in 1988, he enrolled in Rider College in New Jersey where he obtained a bachelor of science degree in finance in 1991, graduating Summa Cum Laude.

Pittaro is a native of Hamilton, N.J., where he still lives with his wife, Lisa. He has three children.



## GRADY FUSON

### Special Assistant to the General Manager

Grady Fuson, former Oakland Athletics scouting director and one of the game's most respected scouts and baseball executives, returned for his second stint with the A's in 2010 as a special assistant to the general manager.

After beginning his career as an area scout with Oakland in 1982, he has now spent 29 seasons with the A's organization, including seven years as scouting director from 1995-2001.

Prior to his current stint with the Athletics, he served as vice president of scouting and player development with San Diego from 2006-09 after joining the Padres in 2005 as a special assistant to the general manager. His first stint with the A's ended in 2002, when he joined the Texas Rangers as assistant general manager, spending three seasons in charge of the Rangers scouting and player personnel.

In January of 2020, he was honored with the Legends in Scouting Award by the Professional Baseball Scouts Foundation. In 2017, Fuson was named the recipient of the 10th annual Sheldon "Chief" Bender Award, which is given by Minor League Baseball to a person with distinguished service who has been instrumental in player development. He also was named the West Coast Scout of the Year at the 2017 Baseball Winter Meetings in Orlando, which is an award voted on by scouting directors across baseball. The Scout of the Year program—which was founded in 1984 by Tony Pacheco, Jim Russo and Hugh Alexander—recognized members of the scouting community for their excellence in scouting, years of service and professionalism in the performance of his job.



After a two-year stint playing in the minor leagues, Fuson became head baseball coach at the University of Puget Sound in Washington before originally joining the A's franchise. During his tenure in Oakland, he has played a prominent role in drafting such players as Eric Chavez, Tim Hudson, Mark Mulder and Barry Zito, which provided the impetus for the franchise to feature five playoff teams over a seven-year period from 2000-06.

## **STEVE SHARPE**

### **Special Assistant to Scouting and International Operations**

Steve Sharpe enters his first season as Special Assistant to Scouting and International Operations after spending the previous two seasons as special assistant to professional and international scouting for the Athletics. Sharpe was selected by the A's in the 11th round of the 2004 First-Year Player Draft out of the University of Central Missouri. After spending seven seasons playing in the A's system, Sharpe was hired by Oakland as a professional scout. He served as a pro scout for seven years which included a stint in the international department in 2015.

In his role as special assistant to Scouting and International Scouting, Sharpe is responsible for scouting and recommending professional baseball players in the United States and amateur and professional baseball players abroad. He will be involved in the amateur draft. He assists in all aspects of the international player acquisition process, from maintaining contacts with foreign baseball entities to the negotiation of international player contracts.

A native of Kansas City, Mo., Sharpe resides in the Kansas City area with his wife, Laurel, and their three sons, Samson, Solomon and Simon.



## **PAMELA PITTS**

### **Director of Baseball Administration**

Pamela Pitts enters her 39th season in the organization and 28th as director of baseball administration. Her responsibilities include managing the day-to-day business side of the baseball operations department, including governing all major and minor league staff contract administration, player records, waivers, payroll issues and transactions. She started her baseball career with the A's in November of 1981 as the minor league and public relations secretary. Pamela resides in Danville, Calif., with her husband, Dan Dunn.



## **SPORTS MEDICINE STAFF**

## **NICK PAPARESTA**

### **Head Athletic Trainer**

Nick Paparesta enters his 10th season as the Oakland A's head athletic trainer after previously serving as the Tampa Bay Rays assistant athletic trainer for three seasons.

A native of North Fort Myers, Fla., Paparesta spent five years in the Rays organization. He joined Tampa Bay in 2006 as Minor League head athletic trainer and rehabilitation coordinator, overseeing all Minor League athletic trainers and rehabilitation with Minor League players in that role for two seasons. He was promoted to the Major League level in 2008 and was a member of Tampa Bay's American League championship team that year.

Prior to his stint with the Rays, Paparesta worked in the Cleveland Indians organization for 11 seasons, including four years with Triple-A Buffalo. He is a graduate of Baldwin-Wallace College in Berea, Ohio, and holds certifications by the National Athletic Trainers' Association (NATA) and National Strength and Conditioning Association (NSCA).

In 2009, Paparesta shared honors with Ron Porterfield and Paul Harker of the Tampa Bay Rays as "Major League Athletic Training Staff of the Year." He was selected by PBATS to serve as the





head athletic trainer for the American League team at the 2017 Major League Baseball All-Star Game in Miami, Fla. In 2018, Paparesta shared honors with Jeff Collins and Brian Schulman of the Oakland A's as "Major League Athletic Training Staff of the Year."

He resides in, Gilbert, Ariz., with his wife, Kristel, and two children, Noah and Alaina.

## JEFF COLLINS

### Assistant Athletic Trainer

Jeff Collins is in his 23rd season in the A's organization and his fourth as assistant athletic trainer on the Major League staff. Prior to his current role, he spent 19 seasons working with A's minor leaguers, including stints at Short-Season Southern Oregon (1998-99), Single-A Visalia (2000) and Short-Season Vancouver (2004). Collins also spent 16 seasons as the A's minor league medical coordinator and earned PBATS Coordinator of the Year honors in 2014 and 2016. He holds a degree in athletic training from Southern Illinois University at Carbondale and received his masters in health, wellness and exercise science at the University of Nevada at Reno. He is a certified member of the National Athletic Trainers' Association (NATA) and is a licensed athletic trainer in the state of Arizona, where he resides with his wife, Renea, and their daughter, Breanne.



## BRIAN SCHULMAN

### Assistant Athletic Trainer

Brian Schulman enters his 10th season as an assistant athletic trainer with the A's and currently sits on the PBATS electronic medical records committee. In 2019 Schulman shared honors with Nick Paparesta and Jeff Collins as the Major League Athletic Training Staff of the Year award presented by PBATS. He was also one of the recipients of the 2012 PBATS President's Distinguished Service award for his work on Electronic Medical Records. Previously he was an assistant athletic trainer at the University of California, Berkeley, from 2004-08 before being promoted to rehabilitation coordinator from 2008-10. He also served previous internships with the San Francisco 49ers in 2003-04 and the Los Angeles Dodgers in 2000, as well as being a graduate assistant trainer at Fresno State in 2001-03. He is a certified strength and conditioning coach (CSCS) from the NSCA and holds a bachelor's degree in political science from UC Santa Barbara (2001) and a master's in kinesiology from Fresno State (2003). He resides in San Ramon, Calif., with his wife, Megan, and their two sons, Luke and Gavin.



## JOSH CUFFE

### Strength and Conditioning Coach

Josh Cuffe enters his ninth season with the Athletics organization, his fourth as strength and conditioning coach on the Major League staff after spending the previous five seasons as the minor league strength and conditioning coordinator. He began his career in the Houston Astros organization and spent two seasons as strength coach at Salem (2005-06) before spending five seasons in the Arizona Diamondbacks farm system, where he was strength coach at South Bend (2007), Visalia (2008), Mobile (2009) and Reno (2010-11). Cuffe is a certified strength and conditioning coach (CSCS), registered strength and conditioning coach (RSCC) and corrective exercise specialist (CES) and holds a bachelor's degree in exercise science from Dakota State University. He resides in Chandler, Ariz., with his wife, Kindra, their daughter, Olive, and son, Lincoln.



### OAKLAND A'S SUSPENDED GAMES

| Date          | Opponent   | Reason | Status                                   | Completed            | Final       |
|---------------|------------|--------|--|----------------------|-------------|
| May 19, 2019  | at Detroit | Rain   | A's leading 5-3 in the bottom of the 7th | Sept. 6 (at Oakland) | W, 7-3      |
| April 6, 1998 | Cleveland  | Curfew | A's trailing 6-5 after eight innings     | April 8              | L, 5-6      |
| Aug. 10, 1972 | Chicago    | Curfew | Tied 3-3 after 17 innings                | Aug. 11              | W, 5-3 (19) |

## TERENCE BRANNIC

### Assistant Strength and Conditioning Coach

Terence Brannic enters his ninth season with the Athletics organization and his third as assistant strength and conditioning coach on the Major League staff. He spent the previous two seasons as the assistant minor league strength and conditioning coordinator after previously serving as strength and conditioning coach with A's affiliates in Triple-A Nashville (2015), Double-A Midland (2013-14) and Single-A Vermont (2012).

Brannic earned a bachelor's degree in kinesiology from Western New Mexico University and a master's degree in kinesiology from A.T. Still University. He is a certified strength and conditioning specialist (CSCS), registered strength and conditioning coach (RSCC) and a corrective exercise specialist (CES).

A native of Oceanside, Calif., he now makes his home in Phoenix, Ariz.




## OZZIE LYLES

### Major League Massage Therapist

Ozzie Lyles enters his 12th season as the Oakland A's team massage therapist. He previously worked several years with many professional athletes, while also studying and practicing sport and medical massage since 1992. He was employed at Oakbay Chiropractic in Oakland from 2004-09 under the Oakland Raiders team orthopedic surgeon, Dr. Warren Strudwick, and also has worked for Dr. Steve Isono, the Olympic track and field orthopedic physician, in Emeryville. The Oakland, Calif., native also worked at Club One in Oakland.



## MEDICAL CONSULTANTS



Allan Pont, M.D.  
Team Physician



Grant Wang, M.D.  
Team Physician



Jon Dickinson, M.D.  
Team Orthopedist



Will Workman, M.D.  
Team Orthopedist



Fred Dicke, M.D.  
Arizona Team Physician

## CLUBHOUSE AND STAFF

### MICKEY MORABITO

#### Director of Team Travel

Mickey Morabito enters his 41st season as the Athletics director of team travel. He is responsible for arranging the transportation and accommodations of the team during spring training and the regular season. He has the second-longest tenure among active major league traveling secretaries. Morabito's career in professional baseball spans four decades, dating back to 1970 when he served as a batboy for the New York Yankees. He worked in the Yankees public relations department for seven seasons, working as an assistant from 1974-76 before taking over the director's duties in 1977. While with the Yankees, he managed the club's media relations efforts during the club's back-to-back World Championship seasons of 1977 and '78. Morabito joined the Athletics organization in the spring of 1980, handling dual roles as the club's director



of public relations and traveling secretary. During his long career, he has been a part of six World Series teams, three with the A's and three with the Yankees. A native of Brooklyn, NY, Morabito attended Lafayette High School in Brooklyn and later earned his bachelor of arts degree in physical education from Hunter College in New York City. A fan of Frank Sinatra, Dean Martin, fine dining and hockey, Mickey makes his home in Alameda and Manhattan Beach with his wife, Barbara.

## STEVE VUCINICH

### Equipment Manager

A fixture in the A's organization ever since the club moved to Oakland in 1968, Steve Vucinich enters his 27th season as the club's equipment manager after serving as the visiting clubhouse manager from 1974-93. This season is his 53rd with the Athletics.

An Oakland native, Vucinich joined the A's organization as a ball boy in 1968 when the franchise relocated from Kansas City. From 1969-73, he served as an assistant in the home clubhouse before being named visiting clubhouse manager in 1974. Vucinich is a past president of the Major League Baseball Equipment Manager's Association and currently serves on the MLBMA's board of directors. He is also a past member of the advisory committee for Major League Baseball Properties.

Vucinich graduated from St. Joseph's High School in Alameda and Chabot College in Hayward. Commonly referred to as the A's historian, he makes his off-season home in Scottsdale with his wife, Valerie, and daughter, Kayla, who is a graduate of Gonzaga University.



## MIKE THALBLUM

### Visiting Clubhouse Manager

The 2020 season marks Mike Thalblum's 40th season in the A's organization and his 27th as the visiting clubhouse manager. He began his baseball career when he was 13 years old, serving as a clubhouse assistant in the team's spring training clubhouse in Phoenix. In 1985, Thalblum relocated to Oakland to work in the visiting clubhouse with Steve Vucinich and then in 1992, moved across the hall to the home side where he worked with the late Frank Cienczyk for two seasons. In 1994, he assumed his current position as the visiting clubhouse manager. A native of Scottsdale, Ariz., Mikey and his wife, Janine, make their home in Dublin, Calif., with their sons, Stewart Robert, who is named after former A's pitchers Dave Stewart and Bob Welch, and Jonathon David.



## BRIAN DAVIS

### Assistant Equipment Manager

Brian Davis, who first joined the Oakland A's as a batboy in 1991, is entering his 30th season with the club and his 26th season as the club's assistant equipment manager. He is responsible for assisting Steve Vucinich in the day-to-day operation of the clubhouse, ranging from all equipment needs and meal planning, to occasionally travelling with the team on road trips. A native of Newark, Calif., Davis is a graduate of Placer High School in Auburn, Calif., and later attended both Chico State and Cal State Hayward. He is married and lives with his wife, Pam, and their two children—son, Owen, and daughter, Sophia—in Goodyear, Ariz.



## CONSECUTIVE GAMES WITHOUT BEING NO-HIT

When the Cincinnati Reds were no-hit by the Cubs Jake Arrieta on April 21, 2016, the A's took over the longest active streak of consecutive games with one or more hits, a streak that reached 4,545 at the conclusion of the 2019 season. The streak is fourth longest in American League history and would need to last another seven years before breaking the record set of 5,550 set by Kansas City from May 16, 1973 to May 18, 2008. The last time the A's were no-hit was July 13, 1991 when Bob Milacki, Mike Flanagan, Mark Williamson and Gregg Olson combined to no-hit Oakland for Baltimore.

## CLAY WOOD

### Head Groundskeeper

The 2020 season marks Clay Wood's 26th season as the head groundskeeper of the Oakland Coliseum and his 31st in the Athletics organization. Under his direction, the Coliseum's playing surface is considered by players to be among the best in the Major Leagues and was the last active baseball-football facility. Clay joined the A's organization in May of 1989 as part of the club's spring training field maintenance team. A native of Fort Worth, Tex., Wood earned his bachelor of science degree in marketing from Arizona State University. Woody and his wife, Lisa, make their home in Danville, Calif., with their son, Tyler, and daughter, Katie.



## ADAM RHODEN

### Video Coordinator

Adam Rhoden begins his 27th season with the Oakland A's organization and 17th as the team's video coordinator. As a senior in high school, Rhoden first joined the team as an attendant in the home clubhouse. He served in that capacity from 1994-97 before moving to the visiting clubhouse as the main assistant and umpire attendant until 2003. During that time, he also assisted inside the A's player video room, eventually being promoted to his current position in 2004. As the A's video coordinator, Rhoden provides daily advance and video reports to Oakland's players and coaching staff and also travels full-time with the team. In addition to working for the Oakland A's, Adam served as the Golden State Warriors' assistant equipment manager from 1998-2002. A Bay Area native who grew up in Suisun, Rhoden attended UC Davis where he received a bachelor's degree in economics. He currently resides in San Ramon, Calif.



## ADDITIONAL CLUBHOUSE STAFF



**Cliff Clavin**  
Clubhouse  
Assistant



**Ruben Virgen**  
Clubhouse  
Assistant



**Matt Weiss**  
Umpire/Clubhouse  
Assistant



**Phil Pohl**  
Bullpen Catcher



**Dustin Hughes**  
Bullpen Catcher

## OAKLAND'S 20-GAME WINNING STREAK, 2002

| Date    | Opponent     | Score | Date    | Opponent       | Score |
|---------|--------------|-------|---------|----------------|-------|
| Aug. 13 | Toronto      | 5-4   | Aug. 24 | at Detroit     | 12-3  |
| Aug. 14 | Toronto      | 4-2   | Aug. 25 | at Detroit     | 10-7  |
| Aug. 16 | Chicago      | 1-0   | Aug. 26 | at Kansas City | 6-3   |
| Aug. 17 | Chicago      | 9-2   | Aug. 27 | at Kansas City | 6-4   |
| Aug. 18 | Chicago      | 7-4   | Aug. 28 | at Kansas City | 7-1   |
| Aug. 19 | at Cleveland | 8-1   | Aug. 30 | Minnesota      | 4-2   |
| Aug. 20 | at Cleveland | 6-3   | Aug. 31 | Minnesota      | 6-3   |
| Aug. 21 | at Cleveland | 6-0   | Sept. 1 | Minnesota      | 7-5   |
| Aug. 22 | at Cleveland | 9-3   | Sept. 2 | Kansas City    | 7-6   |
| Aug. 23 | at Detroit   | 9-1   | Sept. 4 | Kansas City    | 12-11 |

## CATHERINE AKER

### Vice President, Communications and Community



Catherine Aker is in her fifth season with the Oakland A's and her fourth as vice president of communications and community. In her current role, she oversees the baseball communications, strategic communications, and community engagement departments along with the Oakland A's Community Fund, which serves as the club's charitable arm.

With her promotion in 2017, Aker became just the club's second female vice president and first in nearly 30 years. In addition to spearheading the club's communications strategy and re-defining the team's community work, she has become a leading voice for the club's efforts to build a new ballpark in Oakland.

Aker formed the Women of the A's, which provides networking opportunities along with professional and leadership development for the team's female staff. She was awarded the 2017 Oakland Digital's Community Leader, the 2018 Emerging Leader for East Bay Women in Business and was named one of the 2019 Most Influential Women in Bay Area Business by the San Francisco Business Times. She was also a member of the 2018 class of Forty Under 40 for the San Francisco Business Times and Diablo Magazine. Under her leadership, the club was recently recognized for their community presence as the 2019 Best Overall Beyond the Check honoree by the San Francisco Business Times' Corporate Philanthropy Awards.

Aker began her career with the Arizona Diamondbacks in 2001 and quickly rose to become director of corporate communications by 2005. After nearly 10 seasons with the D-backs, she took a short hiatus from baseball to start a family before founding her own consulting firm and nonprofit organization.

Aker holds a B.A. in Fine Arts and a M.B.A. from the University of Arizona. She serves on a number of nonprofit boards, including the Women's Sports Foundation, Make-A-Wish Greater Bay Area, Rebuilding Together – Oakland, and the Orinda Baseball Association. She resides in Orinda, Calif., with her husband and two children.

## TONYA ANTONUCCI

### Vice President, Marketing



Tonya Antonucci enters her first season with the A's after being hired as Vice President of Marketing on Nov. 5, 2019. She will oversee brand management, customer acquisition, ballpark entertainment, broadcasting, digital content and special events.

Antonucci has more than 20 years of experience, most recently as the Chief Marketing Officer for Playworks, a national nonprofit based in Oakland that focuses on youth physical activity.

In 2004, Antonucci helped found Women's Professional Soccer (WPS), a national women's professional soccer league featuring the U.S. Women's National Team and the world's top Olympic athletes. She served as Commissioner and Chief Executive Officer until 2010.

While at Yahoo!, Antonucci launched Yahoo! Sports and Yahoo! Fantasy Sports, moving up through the organization to become General Manager of Yahoo! Sports, Media and Entertainment. For nearly a decade, she has also managed a consulting firm where she advises consumer tech, sports and entertainment organizations on strategy, growth and product development.

A resident of the East Bay, Antonucci holds a BA in Political Science and Economics from Stanford and has completed MBA coursework at Santa Clara University. She was an All-Far West Team selection and co-captain of the Stanford's Women's Soccer team during her tenure at Stanford and also served as an assistant coach after graduation at both Stanford and Santa Clara.

## ADAM BUCKFELDER

### Vice President, Finance

Adam Buckfelder enters his third season with the Athletics, serving as the Vice President of Finance. In his position, he oversees the club's financial affairs.

Prior to joining the A's, Adam was the Chief Financial Officer of Spruce Finance, a consumer finance company focused on energy efficiency improvements. During his tenure, he led the firm's capital markets, FP&A and accounting and financial operations functions.

Adam currently resides in Kentfield, Calif., with his wife, Tamara, and their sons, Henry and Andrew.



## ANDRE CHAMBERS

### Vice President, People Operations

Andre Chambers enters his third full season with the A's after joining the club on Sept. 18, 2017. In his current role, Chambers leads the club's people strategy, focusing on attracting, retaining and developing world-class talent. In addition, Chambers oversees the Alumni/Player Family Relations and Office Services departments for the club.

Chambers has more than 20 years of experience in human resources, talent management, organizational development, recruitment and inclusion across the technology and entertainment industries. Prior to joining the A's, Chambers held relevant leadership roles in talent and HR with a variety of leading companies including Electronic Arts (EA), Microsoft, Citigroup and IBM.

He is on the board of the Peralta Colleges Foundation and holds a bachelor's degree from the State University of New York (Fredonia) and a master's degree from Clarkson University.

A native of New York, Chambers currently resides in Burlingame Hills with his wife, Monica, and children Isabella, Paulinho and Gabriel.



## MIGUEL DUARTE

### Chief of Staff

Miguel Duarte was hired as Chief of Staff on Dec. 1, 2016, and is entering his fourth season with the Athletics.

In his role, Duarte oversees the Office of the President arm of the organization. He supports club President, Dave Kaval, in heading the day-to-day business operations. In addition to piloting special projects, Duarte assists in managing the design and construction teams of the Athletics new ballpark efforts.

Duarte spearheaded the move of the Athletics business operations to a 40,000 square-foot, third floor space on the waterfront at Oakland's Jack London Square. The move embedded the club in the community it serves while also offering first-class amenities for the staff. The office features a uniquely designed memorabilia hall, state-of-the-art gym and a batting cage.

Prior to joining the Athletics, Duarte spent seven seasons with the San Jose Earthquakes of Major League Soccer. He holds a B.A. in Broadcast Communications from San Francisco State University. The San Francisco native currently resides in Redwood City, Calif.



### 10 OR MORE RUNS IN AN INNING IN OAKLAND HISTORY

| Runs | Opponent       | Inning | Date            | Runs | Opponent        | Inning | Date               |
|------|----------------|--------|-----------------|------|-----------------|--------|--------------------|
| 13   | California     | B-1    | July 5, 1996    | 10   | at Minnesota    | T-4    | September 11, 2013 |
| 10   | Milwaukee      | B-4    | May 9, 1972     | 10   | at Chicago (AL) | T-4    | September 15, 2015 |
| 10   | at New York    | T-5    | August 29, 1989 | 10   | at Baltimore    | T-3    | September 12, 2018 |
| 10   | Seattle        | B-3    | June 23, 1992   | 10   | Baltimore       | B-6    | June 18, 2019      |
| 10   | at Kansas City | T-3    | June 18, 2000   |      |                 |        |                    |



## D'OLONRA ELLIS

### Vice President, General Counsel

D'Lonra Ellis was promoted to Vice President, General Counsel on Aug. 26, 2019 after joining the club in 2017. In this role, she works on all the organization's legal matters, including its intellectual property, real estate, employment and commercial matters.

Prior to joining the Club, Ellis was the General Counsel of Aspire Public Schools, a nonprofit charter management organization that runs over 35 schools in California and Tennessee. She has additional experience as a Director and Senior Corporate Counsel in the intellectual property, marketing and advertising group at Gap, Inc. and as an associate in the litigation practice of Howard Rice Nemerovski Canady Falk and Rabkin (now Arnold & Porter).

Ellis is an Adjunct Professor at UC Hastings College of Law. She also sits on the Board of Seven Stories Institute, which runs a nonprofit bookstore collective in the Washington Heights neighborhood of New York City and of Bay Area Legal Aid, which provides legal services to low income residents in seven Bay Area counties. She received her BA in Architecture, Preservation, and Planning from Columbia University and her JD from Stanford Law School. A lifelong A's fan, Ellis is from Richmond, Calif., and attended Bishop O'Dowd High School in Oakland.



## STEVE FANELLI

### Vice President, Ticket Sales and Analytics

Steve Fanelli is rejoining the Oakland A's for the 2020 season, overseeing ticket sales and operations, ticket services and data analytics, while keeping a focus on the continued enhancement of the overall fan experience.

An accomplished sales executive with a proven track record, Fanelli spent 20 years with the A's in various business operations and development roles, most recently as Vice President of Sales and Services in 2017. He spent the past two seasons with the San Francisco Giants as Vice President of Ticket Strategy and Operations.

In his two-decade career in baseball, he has consistently been at the forefront of many industry-changing initiatives, including mobile ticketing, dynamic pricing, premium product development and subscription-model ticketing. As a member of Major League Baseball's Ticketing Steering Committee, Fanelli currently maintains a strong focus on growing the game on both the local and league level, through product development, staffing optimization, digital strategy and mobile adoption.

Fanelli is a founding member of the Bay Area Professional Ticketing Association (BAPTA), and a current International Ticketing Association (INTIX) committee member. He is also active with the Sports Technology Awards, serving as a judge for the leading global celebration of technology-led innovation across the international sports sector. A graduate of the University of Kansas with a Bachelor of Arts in Communications Studies, Fanelli serves on the KU Sport Management Board of Directors and is also serving a term as a KU Sport Management Mentor. He currently resides in San Ramon, Calif., with his wife Amanda, and two sons.



## WADE MARTIN

### Vice President, Corporate Partnerships and Hospitality

Wade Martin enters his third full season with the A's after joining the club on Aug. 21, 2017. In his current role, Martin oversees partnership sales, partnership marketing and retention, and corporate hospitality sales.

Most recently, Martin worked as vice president of global partnerships and naming rights at WWE | IMG, where he worked with the Chicago Cubs, Denver Broncos, Boston Celtics and Atlanta Hawks. In that role, he was the primary contact for the partnership with the Cubs, including naming rights for The Park at Wrigley, Cubs baseball integration and programming of events tied to naming rights.

He has also worked in similar roles with PCGSportsDesk Media, the Detroit Lions and the Cincinnati Bengals.

A native of Athens, Ohio, Wade currently resides in Walnut Creek with his wife, Heather.



## DAVID RINETTI

### Vice President, Stadium Operations

David Rinetti enters his 40th season with the A's organization and his 20th as vice president, stadium operations.

In his current position, Rinetti coordinates event management, oversees all game day employees, including ushers, security officers, ticket takers, parking attendants and grounds crew, and assists in all construction-related issues at the Oakland Coliseum. He is also the team's liaison with local law enforcement agencies and Major League Baseball's Security Department.

The 55-year-old Rinetti began his career with the A's in 1981, serving as stadium operations assistant, where he organized in-stadium promotions and giveaways. From 1987-93, he managed game day operations and maintenance of the A's luxury suites. In 1994, he was promoted to director of stadium operations and was elevated to vice president in March of 2000.

Rinetti also worked with Major League Baseball's Security Department at the 1995, 1998, 2007, 2010, 2012 and 2015 World Series, in addition to the 1998, 2002, 2007 and 2011 All-Star Games. He is a member of the Major League Baseball Stadium Operations Advisory Committee.

A 1986 graduate of California State University, Hayward with a degree in business administration, Rinetti served as the A's chief liaison during the filming of the movie Moneyball at the Coliseum in 2010.



## LYDIA TAN

### Managing Director, Real Estate

Lydia Tan is entering her second season with the Athletics as Managing Director of Real Estate. She leads the organization's development activities at Howard Terminal and the Oakland Coliseum.

Most recently, Tan was Senior Vice President and U.S. Head of Development at Bentall Kennedy, one of North America's largest real estate investment advisors. During her tenure, the company invested in the development of over \$3 billion of mixed-use commercial, multi-family and logistics projects throughout the U.S.

Prior experience includes Executive Vice President and Director of Northern California Operations at Related California and Executive Vice President at BRIDGE Housing Corporation, where she led teams focused on all aspects of the development of mixed income and affordable housing communities, as well as large scale redevelopment efforts. Combined, she oversaw the development of \$5.5 billion of affordable and mixed income housing, pedestrian-oriented commercial space and community facilities.

Throughout her work and volunteer career, she has worked with non-profits and local organizations to effect positive change focused on raising the quality of life and increasing opportunity in lower income communities. She is a member of the Board of Directors of the S.H. Cowell Foundation and the San Francisco Housing Accelerator Fund. She is also a member of the Dean's Advisory Council for UC Berkeley's College of Environmental Design, and the Stanford Real Estate Council. Tan and her husband are Resident Fellows at Stanford University, where they work to create an enriched residential experience for 270 undergraduate students.

Tan holds a BA in Architecture from University of California, Berkeley and a MBA from Stanford University. She is a Registered Architect in California.



## TAJ TASHOMBE

### Vice President, Government Relations

Taj Tashombe enters his fourth season with the A's organization and third as the club's vice president of government relations. In his current role, he oversees political, business and community engagement for the team's ball-park effort.



He originally joined the club in January 2017 as director of external affairs. Prior to joining the A's, he spent 15 years as a branding executive, producing strategic media and experiential partnerships with major networks and Fortune 100 brands, as well as leading sports and entertainment portfolios in conjunction with the NBA on TNT, NFL Sunday Night Football, and MLB Network.

His leadership experience includes stints with Toyota, Hilton Hotels, Hyundai and his own consultancy TSGG, where he was a strategic advisor to Participant Media, Los Angeles World Airports (LAX) and Southern California Edison. He also worked as a special assistant to the Office of Congresswoman Barbara Lee and the director of communications for the Port of Oakland.

Taj serves on several local business and community organization boards including the East Bay Economic Development Alliance, East Bay Regional Parks District Foundation, Jack London Improvement District, Jobs and Housing Coalition, Multiplying Good, Oakland African American Chamber of Commerce and Positive Coaching Alliance.

An Oakland native who once worked as an A's intern, Tashombe holds a bachelor's degree in business administration with a concentration in marketing from Clark Atlanta University. He currently resides in San Ramon, Calif., with his wife, Morgan, and daughters, Isley and Lennox.

## VINCE VENGAPALLY

### Vice President of Technology

Vince Vengapally enters his second full season with the A's organization after joining the club on July 9, 2018.

In his role, Vengapally oversees all technology initiatives for the club.

Prior to joining the A's, Vengapally spent a decade at Google, focusing on enterprise technology within the Google Cloud business unit.

Vengapally has a MBA from the University of Pennsylvania (Wharton), and a BS in Computer Engineering from UC Davis. Vengapally also lectures at UC Davis in their Masters of Business Analytics program, teaching courses on Cloud Computing. He also represents the A's in various Silicon Valley technology organizations including the Forbes Technology Council, Evanta/Gartner CIO SF Governing Body and the Workato Business Systems community.

Vengapally was born in Oakland and lives in Pleasanton with his wife, Meeta (Founder / CEO of Garynsh), son, Winston, and daughter, Sitara. Vengapally is the son of Varghese Vengapally, who spent 20+ years serving Alameda County Social Services.



## FRONT OFFICE STAFF



**David Adame**  
Director of Ticket  
Operations



**George Adkins**  
Account Executive, Group  
Sales & Hospitality



**Fernando Alcalá**  
Director of Baseball  
Communications



**Haley Alvarez**  
Assistant Director, Scouting  
and Baseball Operations



**Nicole Alvarez**  
Project Manager



**Suzy Alvarez**  
Director, New  
Ballpark Sales



**John Anki**  
Director of  
Accounting



**Allegra Armas**  
Community Engagement  
Coordinator



**Elisabeth Aydelotte**  
Senior Manager,  
Guest Services



**Mark Bashuk**  
Director of Business  
Analytics



**Paul Basilio**  
Senior Accountant



**Giancarlo Bautista**  
Guest Services  
Assistant

**Front Office Staff, continued**



**Caroline Bernardi**  
Marketing Data  
Analyst



**Nick Bigot**  
Guest Experience  
Coordinator



**Diane Binder**  
Human Resources Business  
Partner, Stadium Operations



**Eric Bohne**  
Associate, The CORE



**Ryan Brand**  
Sales Development  
Representative



**Scott Brinkman**  
Manager, Business  
Development



**Shaunna Brotherton**  
Senior IT Support  
Administrator



**Jordan Bufford**  
Associate, The CORE



**Erika Busch**  
Account Executive,  
Membership Services



**Tina Buss**  
Director, People  
Operations



**Dick Callahan**  
Public Address  
Announcer



**Anton Calvin**  
Account Executive, Group  
Sales & Hospitality



**Whitney Campbell**  
Manager, Community  
Engagement



**Ashley Carrillo**  
Senior Account  
Executive, Group Sales



**Kristin Chaney**  
Assistant, Group  
Sales & Hospitality



**Phil Chapman**  
Sr. Account Executive,  
Group Sales



**Alison Chapot**  
Executive Administrator,  
Baseball Operations



**Warren Chu**  
Manager, Neighborhood  
Engagement



**Daniel Contreras**  
Senior Motion  
Graphics Manager



**Lucas Coyle**  
Manager, Partnership  
Development



**Dave Cramer**  
Senior IT Support  
Administrator



**Stephen Curry**  
GL Accountant



**Rose Dancil**  
Senior Manager,  
Payroll



**Dash Davidson**  
Director, Special  
Projects



**Imani Davis**  
Associate, The CORE



**Amanda DeMello**  
Membership  
Services Coordinator



**Deepika Desai**  
Premium Services  
Coordinator



**Matt Desmond**  
Video Producer



**Ryan De Vera**  
Financial Analyst



**Sean Dobbyn**  
Associate, The CORE



**Niko Domingo**  
Premium Services  
Representative



**David Don**  
Senior Director, Engineering  
& Multimedia Services



**Randy Duran**  
Senior Manager of  
Stadium Services



**Ieshia Edgerton**  
Executive Assistant



**Cody Elias**  
Multimedia  
Producer



**Rhean Fajardo**  
Senior Counsel



**Erik Farrell**  
Manager of  
Authentication



**Josh Feinberg**  
Director, Group  
Sales



**Drake Fenlon**  
Ballpark Entertainment  
Specialist



**Kerwin Ferrette**  
Corporate Partnerships  
Sales Associate



**Christina Fischer**  
Associate, The CORE



**Mariah Fitzpatrick**  
Account Executive,  
Membership Services



**Christopher Flynn**  
Senior Manager, The  
CORE



**Jane Fountain**  
Associate, The CORE



**Gunner Garn**  
Associate, The CORE



**Stephanie Gaywood**  
Director, Community  
Engagement & Community Fund



**Jordan Gentry**  
Associate, The CORE



**Erica George**  
Director, Corporate  
Communications



**James Gibson**  
Senior Facility  
Manager, Arizona



**Kai Glass**  
Executive Assistant



**Pike Goldschmidt**  
Assistant Director,  
Research and Analytics



**Fallan Groth**  
Executive Assistant



**Kyle Grozen**  
Assistant, Youth Baseball  
& Softball Programs



**Allie Guido**  
Ticket Operations  
Coordinator



**Melissa Guzman**  
Senior Coordinator, Alumni  
and Family Relations



**Peter Ha**  
Associate, The CORE



**Sarah Halsey**  
Stadium Operations  
Scheduler



**Scott Hatteberg**  
Special Assistant to  
Baseball Operations



**Brian Haynes**  
Account Executive,  
Business Development



**Patricia Heagy**  
Box Office  
Coordinator

**Front Office Staff, continued**



**Tyler Heinkel**  
Senior Manager, Premium  
& New Ballpark Sales



**Zach Hernandez**  
Account Executive,  
Membership Services



**Curt Hinkle**  
Membership Services  
Representative



**Sarah Hoover**  
Community Engagement  
Coordinator



**Brian Howard**  
Account Executive,  
Business Development



**Grace Howard**  
Project Coordinator



**Andrew Hudgins**  
Stadium Operations  
Events Coordinator



**Olivia Hummer**  
Baseball Communications  
Coordinator



**Charlie Hunts**  
Senior Marketing  
Manager



**Jenna Inman**  
Account Executive,  
Membership Services



**Justin Jabs**  
Account Executive, Group  
Sales & Hospitality



**David Jackson-  
Hanen**  
Research Scientist



**Kasey Jarcik**  
Senior Director of  
Finance



**Matt Jorgensen**  
Account Executive, Group  
Sales & Hospitality



**Savanna Jurkovic**  
Associate, The CORE



**Kit Karutz**  
Senior Video  
Producer



**Richard Kaye**  
Account Executive,  
Business Development



**Charlie Kenneweg**  
Ballpark Entertainment  
Production Coordinator



**Laura Koerber**  
Account Executive,  
Business Development



**Eric Kohler**  
Account Executive, Group  
Sales & Hospitality



**Alex Kosinski**  
Associate, The CORE



**Scott Krinsky**  
Spring Training Sales  
Manager



**Paul La Veau**  
Senior Director of  
Stadium Operations



**Matt Langseth**  
Manager of Youth Baseball  
and Softball Programs



**Kristy Ledbetter**  
Senior Manager of  
Stadium Operations Events



**Greg Ledford**  
Coordinator, Scouting  
and Baseball Operations



**Ben Lewis**  
Jr. Baseball Systems  
Developer



**Joey Liberatore**  
Broadcasting & Media  
Content Coordinator



**Mark Ling**  
Baseball Communications  
Manager



**Miracle Lites**  
Associate, The CORE





**Eva Liu**  
Associate Product  
Manager (Fan Experience)



**Kevin Lowe**  
Senior Systems  
Administrator



**Ben Lowry**  
Assistant Director,  
Research and Analytics



**Colette Lucas-Conwell**  
Senior Coordinator,  
Operations



**Garrett Lyons**  
Graphic Designer



**Isabelle Mahaffey**  
Senior Accountant,  
Accounts Payable



**Zach Markell**  
Partnership  
Marketing Manager



**Justin Marshall**  
Senior Manager,  
Productions



**Ben Mayberry**  
Creative Director



**Tommy Mazzariello**  
Coordinator, Ballpark  
Entertainment



**Tavis McDowell**  
Promotions  
Coordinator



**Quinten McLane**  
Associate, The CORE



**Jake Meagher**  
Senior Analyst, New  
Ballpark Sales



**Ryan Meisenheimer**  
Associate, The CORE



**Ross Melen**  
Account Executive,  
Membership Services



**Tosh Meyers**  
Associate, The CORE



**Thomas Miller**  
Manager, Minor  
League Equipment



**Michelle Minahen**  
Photography  
Manager



**Nancy Moriuchi**  
Manager, Minor  
League Operations



**Danna Mouat**  
Senior Accountant



**Cat Mundy**  
Senior Director,  
Partnership Marketing



**Blake Nahlen**  
Senior Manager of  
Partnerships



**Keyon Nash**  
Manager, Premium &  
New Ballpark Sales



**Parker Newton**  
Sr. Account Executive,  
Business Development



**Nicola Norris**  
Premium Services  
Manager



**John Nowicki**  
Senior Manager of  
Partnerships



**Mike Ono**  
Creative Services  
Manager



**Jen Otoshi**  
Senior Coordinator  
Special Events



**Detra Paige**  
Director, Alumni and  
Family Relations



**Julie Parra**  
Pricing Analyst

**Front Office Staff, continued**



**Matthew Perl**  
Director, Performance  
Marketing & Broadcasting



**Veronica Perry**  
Account Executive,  
Membership Services



**Alissa Persichetti**  
Manager, Events &  
Theme Nights



**Desiree Powers**  
Stadium Operations  
Payroll Specialist



**Joe Pun**  
Director, Spring Training  
Business Operations



**Heather Rajeski**  
Senior Manager,  
Ballpark Events



**Andrea Ramsey**  
Offices Services  
Coordinator



**Austin Redman**  
Senior Manager,  
Ticket Operations



**Will Reilly**  
Account Executive,  
Business Development



**Xavier Rentz**  
Account Executive,  
Membership Services



**Zack Ricketts**  
Assistant  
Groundskeeper



**Greg Rieber**  
Senior Director of  
Corporate Partnerships



**Veronica Rivas**  
Manager, Special  
Events



**Daniel Roach**  
Senior Manager,  
Business Analytics



**Nick Robbin**  
Account Executive,  
Business Development



**Michael Rodgers**  
Manager, Group  
Sales & Hospitality



**Mari Rodriguez**  
Human Resources  
Coordinator



**Rhonda Romero**  
Graphic Designer



**Raymond Rondex**  
CRM Coordinator



**Noah Rosen**  
Senior Manager,  
Project Development



**Jack Rowley**  
Sales Development  
Representative



**Lori Ruhmann**  
Office Services  
Assistant



**Marisela Ruiz-Acosta**  
Engineering & Multimedia  
Services Manager



**Allie Rumanos**  
Account Executive,  
Business Development



**Luke Salmas**  
Ticket Sales Analyst



**Eamon Sayed**  
Account Executive, Group  
Sales & Hospitality



**Amelia Schimmel**  
Executive Producer of Ballpark  
Entertainment & Video Content



**Taylor Schmid**  
Minor League Video  
Assistant



**Samantha Schultz**  
Baseball Operations  
Analyst



**Adam Scoggan**  
Senior People  
Operations Manager



**Mike Selleck**  
Baseball Information  
Manager



**Matt Seu**  
Manager,  
Membership Services



**Erica Sigg**  
Partnership  
Marketing Manager



**Danny Sikkenga**  
Account Executive, Group  
Sales & Hospitality



**Jason Silva**  
Stadium Operations  
Systems Manager



**Geoff Sinnott**  
Senior Manager of  
Partnerships



**Kyle Skinner**  
Senior Social Media  
Coordinator



**Hemmy So**  
Senior Counsel



**Anyé Spivey**  
Director, Real Estate



**Payton Sprague**  
Partnership  
Marketing Manager



**Sydney Sprenger**  
Spring Training Activation  
& Community Manager



**Stomper**  
Mascot



**Katie Strehlow**  
Human Resources  
Coordinator



**Paul Suchomel**  
Manager, Premium &  
New Ballpark Sales



**Delaney Swan**  
Associate, The CORE



**Andy Szabo**  
Senior Manager of  
Partnerships



**Kayla Taylor**  
Account Executive,  
Business Development



**Stephany Tone**  
Executive Assistant



**Stephanie Tran**  
Director of Special  
Events



**Kara Tsuboi**  
In-Game Host



**Chris Van Dyne**  
Manager, Premium &  
New Ballpark Sales



**Matt Van Norton**  
Senior Manager,  
Stadium Operations



**JJ Vanni**  
Coordinator, Ticket  
Technology



**Noah Villegas**  
Associate, The CORE



**Matt Wannemuehler**  
Stadium Operations  
Coordinator



**Adam Watts**  
Account Executive,  
Business Development



**Dylan Webster**  
Senior Manager,  
Innovation Technology



**Emily Weiner**  
Digital Marketing  
Analyst



**Kaitlyn Welsh**  
Account Executive, Group  
Sales & Hospitality



**Curtis Wiggington**  
Executive Assistant  
and Board Liaison

**Front Office Staff, continued**



**Dominic Williams**  
Project Coordinator



**Spencer Wilson**  
Membership Services  
Representative



**Alex Wong**  
Financial Analyst



**Sam Worden**  
Sr. Director, Land  
Development



**Brian Wulf**  
Account Executive,  
Business Development



**Chad Yaconetti**  
Arizona Clubhouse  
Manager



**Leo Yang**  
Senior Real Estate  
Analyst



**Michael Zagaris**  
Team Photographer



**Jory Zemanek**  
Account Executive,  
Business Development



**Josh Ziegenbusch**  
Senior Director of  
Service & Retention

**OAKLAND 20-GAME WINNERS**

| Pitcher      | Year | Record  | Pct.  | ERA   | IP      |
|--------------|------|---------|-------|-------|---------|
| Vida Blue    | 1971 | 24-8    | .750  | *1.82 | 312.0   |
| Jim Hunter   | 1971 | 21-11   | .656  | 2.96  | 274.0   |
| Jim Hunter   | 1972 | 21-7    | *.750 | 2.04  | 295.0   |
| Vida Blue    | 1973 | 20-9    | .690  | 3.20  | 263.2   |
| Ken Holtzman | 1973 | 21-13   | .618  | 2.97  | 297.1   |
| Jim Hunter   | 1973 | 21-5    | *.808 | 3.34  | 256.0   |
| Jim Hunter   | 1974 | *25-12  | .676  | *2.49 | 318.0   |
| Vida Blue    | 1975 | 22-11   | .667  | 3.01  | 270.0   |
| Mike Norris  | 1980 | 22-9    | .710  | 2.63  | 284.0   |
| Dave Stewart | 1987 | **20-13 | .606  | 3.68  | 261.1   |
| Dave Stewart | 1988 | 21-12   | .636  | 3.23  | **275.2 |
| Dave Stewart | 1989 | 21-9    | .700  | 3.32  | 257.2   |
| Bob Welch    | 1990 | *27-6   | *.818 | 2.95  | 238.0   |
| Dave Stewart | 1990 | 22-11   | .667  | 2.56  | *267.0  |
| Tim Hudson   | 2000 | **20-6  | *.769 | 4.14  | 202.1   |
| Mark Mulder  | 2001 | *21-8   | .724  | 3.45  | 229.1   |
| Barry Zito   | 2002 | *23-5   | .821  | 2.75  | 229.1   |

\* Led league


\*\* Tied for league lead

*Marcus Semien finished in the top five in Oakland history in eight different categories in 2019, tying records for runs scored (123) and games played (162).*



2020 ATHLETICS



**MANAGER**

Robert Paul Melvin

Named as A's interim manager, June 9, 2011

**Birthdate:** October 28, 1961

**Birthplace/Resides:** Palo Alto, California / Berkeley, California

**Contract Status:** Signed through 2021

Bob Melvin returns for his 10th season as manager of the Oakland A's in 2020, a tenure that has included five postseason appearances and two American League Manager of the Year awards. Melvin has a 731-664 (.524) record since being named interim manager, June 9, 2011 and his wins are third most in franchise history behind Connie Mack (3582) and Tony La Russa (798). No other active manager has a longer uninterrupted tenure with their current team. Melvin is now 1224-1172 (.511) in 16 seasons as a Major League manager, including stints with the Seattle Mariners (2003-04) and Arizona Diamondbacks (2005-09). Among active managers, only Dusty Baker (1,863), Terry Francona (1,667) and Joe Maddon (1,252) have more wins.

Melvin was named American League Manager of the Year by the *Baseball Writers Association of America* and the *Sporting News* in 2018 and Major League Manager of the Year by *Baseball America*. It was third time he was named Manager of the Year by the *BBWAA* (2007 with Arizona and 2012 with Oakland) and he is the eighth manager to win the award three or more times, joining Dusty Baker, Bobby Cox, Tony La Russa, Jim Leyland, Joe Maddon, Lou Piniella and Buck Showalter. He was already just the sixth manager to win the award in both leagues and he and Tony La Russa (1988 and 1992) are the only managers to win the award in an Oakland uniform.

Melvin has led the A's to 97-win seasons and a postseason appearance as an American League Wild Card team in each of the last two years. He now has five postseason appearances with the A's (2012-14, 18-19), which are the most by a manager in Oakland history and trail only Connie Mack, who had eight World Series appearances, in Athletics history.

Melvin guided the A's to a 47-52 (.475) record in 2011 after Oakland started the season 27-36 (.429). He then led the A's to back-to-back AL West titles in 2012 and 2013 with records of 94-68 and 96-66. Melvin became the first manager to lead the A's to consecutive division titles since Tony La Russa won three straight from 1988-90. He was named AL Manager of the Year by the *BBWAA* in 2012 after the A's became the fifth team in Major League history to win a Pennant or Division after trailing by 13 or more games and the first to come back when trailing by five or more games with fewer than 10 games remaining. That club employed 19 rookies, including 12 pitchers.

The A's finished 88-74 in 2014 but reached the postseason for the third consecutive year as a Wild Card. Oakland logged back-to-back 90-loss seasons in 2015 and 2016 before going 75-87 in 2017. On July 29, 2017, Melvin became the 64th manager in ML history to win 1,000 games.

Oakland then went 97-65 in 2018, which was a 22-win improvement and the third time a Bob Melvin-managed team increased its win total by 20 or more games from the previous season. In his first season with Arizona in 2004, the Diamondbacks posted 77-85 record after going 51-111 in 2003. He then took the A's from a 74-win season in 2011 to a 94-68 record and an AL West title in 2012.

Melvin signed a three-year contract through the 2014 season, Sept. 21, 2011, a two-year extension through 2016, Jan. 14, 2013, another two-year extension through 2018, Sept. 9, 2015, a one-year extension through 2019, Sept. 28, 2017, and a two-year extension through 2021, Oct. 29, 2018. The Bay Area native is the 30th manager in franchise history and the 18th in Oakland history.

In his previous managerial stint, he guided Arizona to a 337-340 (.498) record in four-plus seasons. He was named manager of the D-backs Nov. 5, 2004 and led the club to a 77-85 mark in his first season, a 26-game turnaround from a franchise-worst 51-111 mark in 2004. After a 76-86 finish in 2006, Melvin was named National League Manager of the Year by the *BBWAA* in 2007 after guiding Arizona to a league-best 90-72 record. He also earned NL Manager of the



Year honors from *The Sporting News* and the Negro League Baseball Museum's C.I. Taylor Legacy Award. The Diamondbacks followed up their NL West title with a second-place finish in 2008, finishing 82-80. Melvin became the winningest manager in Arizona history that season when he earned his 304th win Aug. 14, surpassing Bob Brenly. Melvin was relieved of his duties as D-backs manager May 8, 2009 after a 12-17 start.

Prior to being named A's manager, Melvin had rejoined the Diamondbacks as a special baseball advisor to President & CEO Derrick Hall in May of 2011, assisting the baseball operations department and other business divisions of the organization. He was a professional scout for the New York Mets in 2010.

Melvin began his managerial career in 2003, guiding the Mariners to a 93-69 record in shattering the team record for wins by a first-year Mariners manager set by Lou Piniella in 1993 (82-80). His 93 wins also tied for the 15th-most by any rookie manager in Major League history at the time. The Mariners then fell to 63-99 in 2004 and he left Seattle with a 156-168 (.481) record in two seasons.

Melvin began his coaching career as Manager Phil Garner's bench coach from 1999-2000, first with the Brewers in 1999 and then in 2000 with the Tigers. While with the Brewers, he also managed the Maryvale team in the Arizona Fall League in 1999. He was inducted into the AFL Hall of Fame in 2013. Melvin then served as Bob Brenly's bench coach with the D-backs from 2001-02 when the club won back-to-back NL West titles and the World Series in 2001. Prior to those bench coach roles, he spent three seasons with Milwaukee in various capacities, serving as a scout in 1996, roving instructor in 1997 and as assistant to General Manager Sal Bando in 1998.

A 10-year Major League veteran, Melvin's playing career included stops in Detroit (1985), San Francisco (1986-88), Baltimore (1989-91), Kansas City (1992), Boston (1993), the New York Yankees (1994) and the Chicago White Sox (1994). He posted a .233 batting average with 35 home runs and 212 RBI while playing in 692 games. The former catcher was drafted by Detroit as its first choice in the secondary phase of the 1981 January draft and hit .220 in 41 games in his rookie season of 1985. Melvin spent the next three seasons sharing the catching duties with

#### ATHLETICS MANAGERS

| Manager           | Years          | W          | L          | Pct.        | Notes  |
|-------------------|----------------|------------|------------|-------------|--|
| Connie Mack       | 1901-50        | 3582       | 3814       | .484        | 9 AL Pennants, 5 World Championships                   |
| Earle Mack        | 1937-39        | 45         | 77         | .369        |  |
| Jimmie Dykes      | 1951-53        | 208        | 254        | .450        |  |
| Eddie Joost       | 1954           | 51         | 103        | .331        |  |
| Lou Boudreau      | 1955-57        | 151        | 260        | .367        |  |
| Harry Craft       | 1957-59        | 162        | 196        | .453        |  |
| Bob Elliot        | 1960           | 58         | 96         | .377        |  |
| Joe Gordon        | 1961           | 26         | 33         | .441        |  |
| Hank Bauer        | 1961-62, 69    | 187        | 226        | .453        |  |
| Ed Lopat          | 1963-64        | 90         | 124        | .421        |  |
| Mel McGaha        | 1964-65        | 45         | 91         | .331        |  |
| Haywood Sullivan  | 1965           | 54         | 82         | .397        |  |
| Alvin Dark        | 1966-67, 74-75 | 314        | 291        | .519        | 2 AL West Titles, 1 AL Pennant, 1 World Championship   |
| Luke Appling      | 1967           | 10         | 30         | .250        |  |
| Bob Kennedy       | 1968           | 82         | 80         | .506        |  |
| John McNamara     | 1969-70        | 97         | 78         | .554        |  |
| Dick Williams     | 1971-73        | 288        | 190        | .603        | 3 AL West Titles, 2 AL Pennants, 2 World Championships |
| Chuck Tanner      | 1976           | 87         | 74         | .540        |  |
| Jack McKeon       | 1977-78        | 71         | 105        | .403        | Started 1977 season, finished 1978                     |
| Bobby Winkles     | 1977-78        | 61         | 86         | .415        | Finished 1977 season, started 1978                     |
| Jim Marshall      | 1979           | 54         | 108        | .333        |  |
| Billy Martin      | 1980-82        | 215        | 218        | .497        | 1 AL West Title  |
| Steve Boros       | 1983-84        | 94         | 112        | .456        |  |
| Jackie Moore      | 1984-86        | 163        | 190        | .462        |  |
| Jeff Newman       | 1986           | 2          | 8          | .200        | Interim Manager  |
| Tony La Russa     | 1986-1995      | 798        | 673        | .542        | 4 AL West Titles, 3 AL Pennants, 1 World Championship  |
| Art Howe          | 1996-2002      | 600        | 533        | .530        | 2 AL West Titles, 1 AL Wild Card                       |
| Ken Macha         | 2003-06        | 368        | 280        | .568        | 2 AL West Titles                                       |
| Bob Geren         | 2007-11        | 334        | 376        | .470        |  |
| <b>Bob Melvin</b> | <b>2011-</b>   | <b>731</b> | <b>664</b> | <b>.524</b> | <b>2 AL West Titles, 3 AL Wild Cards</b>               |

## Melvin, continued

Bob Brenly for the Giants, hitting a career-high 11 home runs in 1987. After three seasons in Baltimore, he batted a career-high .314 in 32 games with Kansas City in 1992.

Melvin graduated from Menlo-Atherton High School in Menlo Park, Calif. in 1979 and later attended and played baseball at the University of California in Berkeley. He and his wife, Kelley, have a daughter, Alexi, who is a graduate of the prestigious Lee Strasberg Theater & Film Institute in New York.

### MAJOR LEAGUE RECORD

|        | AVG. | G   | AB   | R   | H   | 2B | 3B | HR | RBI | SH | SF | HP | BB | SO  | SB | CS | SLG  | OBP  | E  |
|--------|------|-----|------|-----|-----|----|----|----|-----|----|----|----|----|-----|----|----|------|------|----|
| TOTALS | .233 | 692 | 1955 | 174 | 456 | 85 | 6  | 35 | 212 | 21 | 20 | 1  | 98 | 396 | 4  | 13 | .337 | .268 | 24 |

### MANAGERIAL RECORD

| Year                | Club    | League   | Class  | W-L       | Pos.       |
|---------------------|---------|----------|--------|-----------|------------|
| 2003                | SEATTLE | American | Majors | 93-69     | 2nd / West |
| 2004                | SEATTLE | American | Majors | 63-99     | 4th / West |
| 2005                | ARIZONA | National | Majors | 77-85     | 2nd / West |
| 2006                | ARIZONA | National | Majors | 76-86     | 4th / West |
| 2007                | ARIZONA | National | Majors | 90-72     | 1st / West |
| 2008                | ARIZONA | National | Majors | 82-80     | 2nd / West |
| 2009                | ARIZONA | National | Majors | 12-17     | 4th / West |
| 2011                | OAKLAND | American | Majors | 47-52     | 3rd / West |
| 2012                | OAKLAND | American | Majors | 94-68     | 1st / West |
| 2013                | OAKLAND | American | Majors | 96-66     | 1st / West |
| 2014                | OAKLAND | American | Majors | 88-74     | 2nd / West |
| 2015                | OAKLAND | American | Majors | 68-94     | 5th / West |
| 2016                | OAKLAND | American | Majors | 69-93     | 5th / West |
| 2017                | OAKLAND | American | Majors | 75-87     | 5th / West |
| 2018                | OAKLAND | American | Majors | 97-65     | 2nd / West |
| 2019                | OAKLAND | American | Majors | 97-65     | 2nd / West |
| Major League Totals |         |          |        | 1224-1172 |            |

## MIKE ALDRETE

# 17

### FIRST BASE COACH

Michael Peter Aldrete

Named A's bench coach, October 27, 2014


Named A's first base coach, November 12, 2015

Named A's assistant hitting coach, December 4, 2017

Named A's first base coach, October 31, 2019

**Birthdate:** January 29, 1961

**Birthplace/Resides:** Carmel, California / Salinas, California



Mike Aldrete returns for his sixth season on the A's coaching staff, his third as first base coach. He rejoined Manager Bob Melvin for a third time in his coaching career as bench coach in 2015, spent two seasons as the A's first base and outfield coach from 2016-17 and was assistant hitting coach in 2018. Aldrete, who served as bench coach for the St. Louis Cardinals from 2012-14, previously worked under Melvin as first base coach for the Seattle Mariners in 2004 and as hitting coach for the Arizona Diamondbacks from 2005-06. The 2020 season will mark his 16th on a Major League coaching staff.

He began his coaching career in 2001 as hitting coach for Yakima in the Diamondbacks minor league system. He was promoted to manager of Yakima the following season and then managed Arizona's High Class A club in Lancaster in 2003. His first coaching opportunity in the majors came in 2004 when he was named first base coach on Melvin's staff in Seattle. He moved to Arizona the following year when Melvin was named manager of the Diamondbacks, serving as hitting coach there for two seasons.

Tony La Russa, whom Aldrete had played for in Oakland, hired him as assistant hitting coach with St. Louis in 2008. After four seasons in that position, including the 2011 Cardinals team

that was crowned World Series champions, he was promoted to bench coach in 2012 when Mike Matheny replaced the retiring La Russa as manager. During his three-year stint as bench coach, the Cardinals advanced to the World Series in 2013 and to the National League Championship Series in both 2012 and 2014.

Born in Carmel, Calif., and a graduate of Monterey High School and Stanford University, the former first baseman/outfielder played for seven different teams during his 10-year Major League career, including both the San Francisco Giants (1986-88) and the Oakland A's (1993-95). A .263 lifetime hitter in 930 games, Aldrete also played for Montreal (1989-90), San Diego (1991), Cleveland (1991), the California Angels (1995-96) and the New York Yankees (1996).

Aldrete's finest season as a player was with the Giants in 1987, when he batted a career-high .325 on a team that lost to St. Louis in the National League Championship Series. He split his final season between California and New York in 1996, ending his career as a member of the World Series Champion Yankees.

A third team All-American his senior season at Stanford, Aldrete was chosen by San Francisco in the seventh round of the June Draft in 1983. He enjoyed a pair of trips to the College World Series with the Cardinal and was a member of the U.S. Collegiate All-Star Team that toured Japan in 1982. Aldrete graduated from Monterey (Ca.) High School, lettering in baseball, basketball and football.

Aldrete makes his off season home in Salinas, Calif., with his wife, Gina, and their three children; Michael, Blake and Nicolette. Michael (RHP) was selected by the Cardinals in the 2012 First Year Player Draft out of San Jose State (39th round).

#### MAJOR LEAGUE RECORD

|        | AVG. | G   | AB   | R   | H   | 2B  | 3B | HR | RBI | SH | SF | HP | BB  | SO  | SB | CS | SLG  | OBP  | E  |
|--------|------|-----|------|-----|-----|-----|----|----|-----|----|----|----|-----|-----|----|----|------|------|----|
| TOTALS | .263 | 930 | 2147 | 277 | 565 | 104 | 9  | 41 | 271 | 14 | 18 | 5  | 314 | 381 | 19 | 18 | .377 | .356 | 19 |

## DARREN BUSH

# 51

### HITTING COACH

Darren James Bush

Named A's bullpen coach, October 26, 2012

Named A's hitting coach, October 30, 2014

**Birthdate:** January 18, 1974

**Birthplace/Resides:** Columbus, Ohio / Englewood, Florida



Darren Bush completed his fifth season as the A's hitting coach in 2019 after serving as the bullpen coach from 2013-14. Under his guidance, the A's set franchise record for home runs (257) and extra base hits (572) in 2019. The 2019 season marked Bush's 15th in the A's organization, which includes two seasons as a minor league hitting coach, six seasons as a manager and seven seasons on the Major League coaching staff.

Bush compiled a 462-386 (.545) record in six seasons as a manager with Single-A Stockton (2007-08), Double-A Midland (2009-10) and Triple-A Sacramento (2011-12). He guided the River Cats to back-to-back division titles with a mark of 88-56 in 2011 and 86-58 in 2012. Bush also led the RockHounds to playoff appearances in 2009 and 2010, including a Texas League Championship in 2009. He also skipped Single-A Stockton to the California League Championship in his second year as a manager in 2008. Bush joined the Athletics in 2005 as hitting coach at Stockton and spent two seasons in that capacity before taking over as manager for the Ports in 2007.

Prior to joining the A's organization, Bush coached in independent leagues. He was the hitting coach and Director of Player Personnel with Yuba-Sutter of the Western League in 2002 and then spent two seasons as a manager in the Northeast League with Berkshire (41-51 in 2003) and Quebec (58-34 in 2004).

A former outfielder, Bush began his playing career with three seasons in the independent Frontier League. He played for Zanesville in 1996 and Springfield in 1997-98, hitting .302 with 26

**Coaches, continued**

home runs and 133 RBI in 224 games. Bush signed with the San Diego Padres organization Dec. 24, 1998 and hit .259 with 16 home runs and 114 RBI in 231 games in two seasons at Single-A Rancho Cucamonga (1999-2000) and one year at Single-A Clearwater (2001) in the Phillies farm system. He also played one game for Triple-A Las Vegas in 2000 and went 2-for-4. He concluded his playing career by hitting .417 in seven games for Yuba-Sutter of the Western League in 2002. Bush had a .284 average in 456 games overall.

Bush attended Dunedin High School and Valdosta State University. He resides in Englewood, Fla., during the offseason. Bush is married, Rebecca, and has two children, Wyatt and Maggie.

**MINOR LEAGUE RECORD**

|        | AVG. | G   | AB   | R   | H   | 2B | 3B | HR | RBI | SH | SF | HP | BB  | SO  | SB | CS | SLG  | OBP  | E  |
|--------|------|-----|------|-----|-----|----|----|----|-----|----|----|----|-----|-----|----|----|------|------|----|
| TOTALS | .283 | 456 | 1536 | 252 | 434 | 85 | 12 | 42 | 248 | 10 | 14 | 12 | 225 | 256 | 35 | 26 | .436 | .375 | 26 |

**RYAN CHRISTENSON**

**29**

**BENCH COACH**

Ryan Alan Christenson

Named A's bench coach, October 19, 2017

**Birthdate:** March 28, 1974

**Birthplace/Resides:** Redlands, California / Tyrone, Georgia



Ryan Christenson returns for his third consecutive season as Bob Melvin's bench coach, his first assignment on a Major League coaching staff. This is his 15th season in the A's organization, which includes five years as a minor league manager and seven seasons as a player

Prior to his promotion in Oakland in 2018, Christenson spent five seasons managing in the A's farm system. After Single-A stints at Beloit in 2013 and Stockton in 2014, he guided Double-A Midland to back-to-back Texas League Championships in 2015 and 2016. Christenson served as manager at Triple-A Nashville in 2017 and also manned the third base coaching box for team USA in the 2017 All-Star Futures Game. His teams have a 391-307 (.560) record in five seasons.


Christenson played parts of six seasons in the majors with Oakland (1998-2001), Arizona (2001), Milwaukee (2002) and Texas (2003) and was a .222 hitter with 16 home runs and 102 RBI in 452 games. His best season came in his rookie campaign in 1998 when he hit .257 with five home runs and 40 RBI, all career-highs. Christenson batted .237 in 351 games in his four seasons with the A's and was a member of the 2000 American League West champions. His playing career concluded at Triple-A Albuquerque in the Marlins farm system in 2004.

Christenson was selected by the A's in the 10th round of the 1995 June draft out of Pepperdine University. He was West Coast Conference Player of the Year in his final season with the Waves after leading the league with a .376 batting average. Christenson is a 1992 graduate of Apple Valley High School.

Christenson resides in Tyrone, Ga., with his wife, Micki, and children, Cassidy and Cameron.

**MAJOR LEAGUE RECORD**

|        | AVG. | G   | AB  | R   | H   | 2B | 3B | HR | RBI | SH | SF | HP | BB  | SO  | SB | CS | SLG  | OBP  | E  |
|--------|------|-----|-----|-----|-----|----|----|----|-----|----|----|----|-----|-----|----|----|------|------|----|
| TOTALS | .222 | 452 | 998 | 159 | 222 | 48 | 5  | 16 | 102 | 27 | 9  | 6  | 114 | 256 | 16 | 15 | .329 | .303 | 17 |



**PITCHING COACH**

Scott Matthew Emerson

Named A's bullpen coach, October 30, 2014

Named A's pitching coach, June 15, 2017

**Birthdate:** December 22, 1971

**Birthplace/Resides:** Baltimore, Maryland / Rockingham, North Carolina

Scott Emerson returns for his sixth season on the A's Major League coaching staff and his 18th in the A's organization. He joined the coaching staff in Oakland for the 2015 season as bullpen coach and took over the reins as pitching coach on June 15, 2017.

Emerson spent two seasons as minor league roving pitching instructor from 2013-14 after 10 years as a pitching coach at various levels. He joined the A's organization in 2003 as pitching coach at Single-A Modesto and served two seasons there before the A's moved their affiliate to Stockton. After two seasons with the Ports, Emerson had a four-year stint at Double-A Midland from 2007-10. He was promoted to Triple-A Sacramento in 2011 and spent two seasons with the River Cats.

Emerson's coaching career began in the Pittsburgh Pirates organization in 2000 when he was named the pitching coach for the Pirates Gulf Coast Rookie League club at Bradenton. He spent two years in the GCL and one at Single-A Williamsport in 2002 before joining the A's organization.

**A'S RECENT COACHING ASSIGNMENTS**

| Year | Bench          | Pitching         | Hitting           | Third Base            | First Base            | Bullpen           | Other                                       |
|------|----------------|------------------|-------------------|-----------------------|-----------------------|-------------------|---|
| 2019 | Christenson    | Emerson          | Bush              | Williams              | Pedrique              | Jensen            | Aldrete <sup>3</sup><br>Kotsay <sup>4</sup> |
| 2018 | Christenson    | Emerson          | Bush              | Williams              | Pedrique              | Jensen            | Aldrete <sup>3</sup><br>Kotsay <sup>4</sup> |
| 2017 | Hale<br>Kotsay | Emerson<br>Young | Bush              | Scarson<br>Hale       | Aldrete               | Alston<br>Emerson | Jensen <sup>2</sup>                         |
| 2016 | Kotsay         | Young            | Bush              | Washington            | Aldrete               | Emerson           | Jensen <sup>2</sup>                         |
| 2015 | Aldrete        | Young            | Bush              | Washington<br>Gallego | Waller                | Emerson           | Jensen <sup>2</sup>                         |
| 2014 | Hale           | Young            | Davis             | Gallego               | Waller                | Bush              | Prieto <sup>1</sup>                         |
| 2013 | Hale           | Young            | Davis             | Gallego               | Waller                | Bush              | Prieto <sup>1</sup>                         |
| 2012 | Hale           | Young            | Davis             | Gallego               | Waller                | Rodriguez         | Prieto <sup>1</sup>                         |
| 2011 | Skinner        | Romanick         | Perry             | Gallego               | Waller                | Rodriguez         |   |
| 2010 | Waller         | Young            | Skaalen           | Gallego               | Steverson             | Romanick          |   |
| 2009 | Waller         | Young            | Skaalen           | Gallego               | Steverson             | Romanick          |   |
| 2008 | Wakamatsu      | Young            | Van Burkleo       | Waller<br>DeFrancesco | DeFrancesco<br>Waller | Romanick          |   |
| 2007 | Schaefer       | Young            | Van Burkleo       | Lachemann             | Waller                | Fischer           |   |
| 2006 | Geren          | Young            | Perry             | Washington            | Lachemann             | Fischer           |   |
| 2005 | Lachemann      | Young            | Hudgens           | Washington            | Fischer               | Geren             |   |
| 2004 | Speier         | Young            | Hudgens           | Washington            | Fischer               | Geren             |   |
| 2003 | Francona       | Peterson         | Hudgens<br>Bosley | Washington            | Fischer               | Geren             |   |
| 2002 | Macha          | Peterson         | Bosley            | Washington            | Quade                 | Fischer           |   |
| 2001 | Macha          | Peterson         | Bosley            | Washington            | Quade                 | Fischer           |   |
| 2000 | Macha          | Peterson         | Bosley            | Washington            | Quade                 | Fischer           |   |
| 1999 | Macha          | Peterson         | Hudgens           | Washington            | Bosley                | Fischer           |   |
| 1998 | Dyer           | Cluck            | Walling           | Washington            | Jones                 | Fischer           |   |
| 1997 | Dyer           | Cluck            | Walling           | Washington            | Fischer               | Alejo             |   |
| 1996 | —              | Cluck            | Walling           | Dyer                  | Washington            | Fischer           |   |

<sup>1</sup>major league coach. <sup>2</sup>assistant hitting/catching. <sup>3</sup>assistant hitting. <sup>4</sup>quality control

## Coaches, continued

Emerson pitched professionally for six seasons in the Baltimore (1992-95), Boston (1995-96) and Arizona (1997) organizations. He was a 10-game winner at Single-A Albany in 1993 and was traded to the Red Sox organization early during the 1995 season. The left-hander signed with Arizona after being released by Boston in the spring of 1997. He pitched in three games for Single-A High Desert before concluding his professional career with Rio Grande Valley of the independent Texas-Louisiana League in 1997. Emerson was 27-29 with a 4.16 ERA in 135 games, 79 starts in his career.

Emerson was drafted by San Diego in the 21st round of the 1990 June draft out of Shadow Mountain HS (Phoenix, Ariz.) but did not sign. He attended Scottsdale Community College and signed with the Baltimore organization after the Orioles selected him in the 40th round of the 1991 June draft.

Emerson and his wife, Jill, make their offseason home in Rockingham, N.C.

### MINOR LEAGUE RECORD

|        | W  | L  | ERA  | G   | GS | CG | SHO | SV | IP    | H   | R   | ER  | HR | HB | BB  | IBB | SO  | WP | BK |
|--------|----|----|------|-----|----|----|-----|----|-------|-----|-----|-----|----|----|-----|-----|-----|----|----|
| TOTALS | 27 | 29 | 4.16 | 135 | 79 | 4  | 0   | 0  | 493.1 | 520 | 298 | 228 | 28 | 26 | 268 | 5   | 361 | 54 | 4  |

## MARCUS JENSEN

59

### BULLPEN COACH


Marcus Christian Jensen

Named A's assistant hitting/catching coach, October 30, 2014

Named A's bullpen coach, December 4, 2017

**Birthdate:** December 14, 1972

**Birthplace/Resides:** Oakland, California / Scottsdale, Arizona



Oakland native Marcus Jensen returns for his sixth season on the A's Major League coaching staff and his 14th in the A's organization. He took over as bullpen coach in 2018 after serving as the A's assistant hitting/catching coach from 2015-17.

Jensen spent the 2014 season as the A's minor league roving hitting instructor. He joined the A's organization in 2007 as hitting coach for the A's affiliate in the Arizona Rookie League and served two years in that capacity. Jensen took over the managerial duties for that club in 2009 and guided the A's to a 141-136 (.509) record and one playoff appearance in five seasons. In 2013, he also served as the A's minor league roving catching instructor.

A former catcher, Jensen was drafted by San Francisco out of Skyline HS in Oakland following the first round of the 1990 June draft as a compensation pick for the loss of free agent Craig Lefferts. He batted .184 with six home runs and 29 RBI in 145 games in seven seasons with seven different teams.

Jensen made his Major League debut with San Francisco in 1996 and appeared in 39 games over two seasons with the Giants before he was dealt to Detroit in July 1997. After spending parts of the 1998 and 1999 seasons with Milwaukee and St. Louis respectively, Jensen saw his most big league action with Minnesota in 2000 when he batted .209 with three home runs and 14 RBI in 52 games. He split the 2001 season between Boston and Texas and returned to Milwaukee in 2002, appearing in 40 games in his final big league campaign. Jensen spent the 2003 season at Triple-A Columbus in the New York (AL) farm system and played for Cancun in the Mexican League in 2004. He spent his final two seasons as a professional with Mesa (2005) and Reno (2006) of the independent Golden Baseball League. Jensen was also a member of the 2000 U.S. Olympic team that defeated Cuba for the gold medal.

Jensen makes his offseason home in Scottsdale, Ariz., with his son, Marcus.

### MAJOR LEAGUE RECORD

|        | AVG. | G   | AB  | R  | H  | 2B | 3B | HR | RBI | SH | SF | HP | BB | SO  | SB | CS | SLG  | OBP  | E  |
|--------|------|-----|-----|----|----|----|----|----|-----|----|----|----|----|-----|----|----|------|------|----|
| TOTALS | .184 | 145 | 343 | 33 | 63 | 16 | 1  | 6  | 29  | 3  | 1  | 0  | 50 | 106 | 0  | 1  | .289 | .287 | 10 |





**QUALITY CONTROL COACH**

Mark Steven Kotsay

Named A's bench coach, November 12, 2015

Named A's quality control coach, November 2, 2017

**Birthdate:** December 2, 1975

**Birthplace/Resides:** Whittier, California / Rancho Sante Fe, California

Mark Kotsay returns for his fifth season on the A's coaching staff, his third as the major league quality control coach. He will assist Bob Melvin and the ML coaching staff in all areas and will also consult with the front office in other facets of the organization. Kotsay joined the A's as the bench coach in 2016 after making his professional coaching debut as the San Diego Padres hitting coach in 2015. He took a leave of absence June 19, 2017 and missed the rest of the season.

Kotsay spent 17 seasons in the Major Leagues from 1997-2013, including a four-year stint with Oakland from 2004-07. He was acquired from San Diego following the 2003 season for Ramon Hernandez and Terrence Long and went on to hit .282 in 472 games with the A's. Kotsay batted a career-high .313 in 2004 and tallied a career-high 82 RBI in 2005 while belting 15 home runs in each season. He was a member of the A's American League West champions in 2006 and sparked Oakland to its first ALCS appearance in 14 years with an inside-the-park home run in Game 2 of the ALDS at Minnesota.

A former outfielder, Kotsay batted .276 with 127 home runs and 720 RBI in 1914 games during his career, which also included stops in Florida (1997-2000), San Diego (2001-03, 12-13), Atlanta (2008), Boston (2008-09), Chicago-AL (2009-10) and Milwaukee (2011). He made his ML debut with Florida in his second professional season in 1997 and appeared in a career-high 154 games in his rookie season of 1998. After batting .298 in 2000, he was traded to San Diego five days prior to Opening Day in 2001. He hit .292 with a career-high 17 home runs in 2002. Following his stay with Oakland, Kotsay returned to the LCS in 2008 with Boston and 2011 with Milwaukee. He concluded his playing career with San Diego in 2012 and 2013.

Kotsay retired following the 2013 season and spent 2014 in the Padres front office as a special assistant to the general manager and baseball operations. In that role, he was involved in all aspects of the club's baseball operations.

A graduate of Sante Fe (CA) High School, Kotsay attended Cal State Fullerton where he led the Titans to the College World Series Championship in 1995. He was the winner of the Golden Spikes Award and was named Collegiate Player of the Year that year and hit .404 in his collegiate career. Kotsay was the Marlins first round pick and the ninth selection overall in the 1996 draft and also played for the United States in the 1996 Olympics.

Kotsay is married, Jamie, and has three children, Grace, Sienna and Trey. He resides in Rancho Santa Fe, Calif., during the offseason.

**MAJOR LEAGUE RECORD**

|        | AVG. | G    | AB   | R   | H    | 2B  | 3B | HR  | RBI | SH | SF | HP | BB  | SO  | SB | CS | SLG  | OBP  | E  |
|--------|------|------|------|-----|------|-----|----|-----|-----|----|----|----|-----|-----|----|----|------|------|----|
| TOTALS | .276 | 1914 | 6464 | 790 | 1784 | 353 | 48 | 127 | 720 | 30 | 48 | 13 | 554 | 757 | 98 | 64 | .404 | .332 | 49 |

## ERIC MARTINS

52

### ASSISTANT HITTING COACH

Anthony Eric Martins

Named A's assistant hitting coach, October 31, 2019

**Birthdate:** November 19, 1972

**Birthplace/Resides:** Los Angeles, California / Mesa, Arizona



Eric Martins makes his debut on a Major League coaching staff in 2020 as the A's assistant hitting coach. This is Martins' 20th season in the A's organization, which includes seven years as a minor league player, seven years as an area scout and five years as a minor league hitting coach.

Martins' coaching career began in 2015 when he was named hitting coach for Double-A Midland. He was promoted to Triple-A Nashville in 2016 and spent three seasons with the Sounds before moving west to Las Vegas in 2019 when the A's switched Triple-A affiliates.

Prior to coaching, Martins spent seven seasons as an A's area scout for Southern California from 2008-14. During that time, he was responsible for signing A.J. Griffin, Daniel Robertson, and 2014 first-round selection Matt Chapman, among others.

Originally a 17th round selection by Oakland in the 1994 draft, Martins hit .276 with 21 home runs and 262 RBI in 661 games over seven seasons in the A's farm system from 1994-2000. He was named to the Northwest League All-Star Team in 1994 after hitting .324 in his professional debut. The former infielder was part of the 1997 Edmonton team that captured the Pacific Coast League Championship and the 1999 Vancouver club that won the Triple-A World Series. Martins also played for Long Beach of the independent Western League (2001-02), Somerset of the independent Atlantic League (2003) and Nettuno in Italy (2004).

A graduate of La Serna High School in 1990, Martins attended Long Beach State. He was signed by Ed Crosby.

Martins lives in Mesa, Ariz., with his wife, Madison.

### MINOR LEAGUE RECORD

|        | AVG. | G   | AB   | R   | H   | 2B  | 3B | HR | RBI | SH | SF | HP | BB  | SO  | SB | CS | SLG  | OBP  | E   |
|--------|------|-----|------|-----|-----|-----|----|----|-----|----|----|----|-----|-----|----|----|------|------|-----|
| TOTALS | .276 | 661 | 2314 | 373 | 638 | 125 | 22 | 21 | 262 | 49 | 14 | 27 | 282 | 382 | 44 | 38 | .376 | .359 | 130 |

## AL PEDRIQUE

41

### THIRD BASE COACH


Alfredo Jose Pedrique

Named A's first base coach, December 4, 2017

Named A's third base coach, October 31, 2019

**Birthdate:** August 11, 1960

**Birthplace/Resides:** Valencia, Arizona / Tucson, Arizona



Al Pedrique returns for his third season on the A's coaching staff, his first as third base coach. He joined the club for the 2018 season as first base coach and is now in his seventh season on a Major League coaching staff. He was third base coach and interim manager for Arizona in 2004, third base coach for Houston in 2009 and bench coach for the Astros from 2010-11.

Prior to joining the Athletics, Pedrique spent five seasons managing in the New York Yankees farm system. He started at Single-A Charleston in 2013, moved to Single-A Tampa in 2014, was promoted to Double-A Trenton in 2015 and has spent the next two seasons at Triple-A Scranton/

Wilkes-Barre. He was named International League Manager of the Year in 2016 after guiding the RailRiders to the best record in all full season minor leagues (.91-52, .636) and the Triple-A championship. Pedrique is 857-742 (.536) in 14 seasons as a minor league manager.

Pedrique managed for nine seasons in the minors in the Kansas City, Houston and Arizona organizations from 1995-2003 before earning his first Major League assignment in 2004. He began the season as Arizona's third base coach but was interim manager the second half of the season when the Diamondbacks went 22-61 (.265). Pedrique also managed the 2002 Scottsdale Scorpions in the Arizona Fall League and served as a coach for the World Team in the 2003 MLB All-Star Futures Game.

Pedrique returned to the Houston organization in 2005 as a special assistant to the general manager, a position he held for three seasons (2005-07). In October of 2006, his duties were expanded to include responsibility for all of the club's Latin American operations, including the overseeing of the franchise's academies as well as the player development and scouting efforts. He began the 2009 season as minor league field coordinator before joining the Astros as third base coach in September. He spent the 2010 and 2011 seasons as bench coach.

Pedrique spent parts of three seasons in the majors with the Mets (1987), Pirates (1987-88) and Tigers (1989) and hit .247 with a home run and 36 RBI in 174 games.

Pedrique and his wife, Marla, have four children: Andreyana, Mariana, Lilian and Carlos. He resides in Tucson, Ariz.

### MAJOR LEAGUE RECORD

|        | AVG. | G   | AB  | R  | H   | 2B | 3B | HR | RBI | SH | SF | HP | BB | SO | SB | CS | SLG  | OBP  | E  |
|--------|------|-----|-----|----|-----|----|----|----|-----|----|----|----|----|----|----|----|------|------|----|
| TOTALS | .247 | 174 | 449 | 32 | 111 | 18 | 1  | 1  | 36  | 6  | 1  | 4  | 29 | 61 | 5  | 4  | .298 | .298 | 19 |

### OAKLAND A'S CLINCHING DATES

| Year | Date                    | Game No. | Opponent       | Score    | Winner   | Loser     |
|------|-------------------------|----------|----------------|----------|----------|-----------|
| 1971 | September 15            | 149      | at Chicago     | 3-2      | Grant    | Wood      |
| 1972 | September 28            | 150      | Minnesota      | 8-7      | Fingers  | LaRoche   |
| 1973 | September 23            | 156      | at Chicago     | 10-5     | Blue     | Wood      |
| 1974 | September 27            | 158      | Chicago        | 2-3      | Bahnsen  | Holtzman  |
| 1975 | September 24            | 158      | Chicago        | 13-2     | Blue     | Jefferson |
| 1988 | September 19            | 151      | Minnesota      | 5-3      | Stewart  | Toliver   |
| 1989 | September 27            | 158      | Texas          | 5-0      | Moore    | Moyer     |
| 1990 | September 25            | 154      | at Kansas City | 5-0      | Stewart  | Appier    |
| 1992 | September 28            | 156/157  | Off Day*       |          |          |           |
| 2000 | October 1               | 161      | Texas          | 3-0      | Hudson   | Glynn     |
| 2001 | September 23            | 150      | Seattle        | 7-4      | Mulder   | Garcia    |
| 2002 | September 20 (Playoff)  | 154      | Texas          | 4-2      | Mecir    | Kolb      |
|      | September 26 (Division) | 159      | at Seattle     | 5-3 (10) | Koch     | Hasegawa  |
| 2003 | September 23            | 158      | Texas          | 4-3 (10) | Foulke   | Cordero   |
| 2006 | September 26            | 157      | at Seattle     | 12-3     | Harden   | Woods     |
| 2012 | October 1 (Playoff)     | 160      | Texas          | 4-3      | Parker   | Perez     |
|      | October 3 (Division)    | 162      | Texas          | 12-5     | Scribner | Holland   |
| 2013 | September 22            | 156      | Minnesota      | 11-7     | Gray     | De Vries  |
| 2014 | September 28            | 162      | at Texas       | 4-0      | Gray     | Martinez  |
| 2018 | September 24            | 157      | at Seattle     | 7-3      | Buchter  | Armstrong |
| 2019 | September 27            | 160      | at Seattle     | 3-4      | Warren   | Hendriks  |

\*Chicago defeated 2nd place Minnesota on the A's off day.

**CATCHER****Height/Weight:** 6-2 / 219**Bats/Throws:** Left / Right**Birthdate:** January 16, 1994**Opening Day Age:** 26**Birthplace/Resides:** St. Louis, Missouri / Orlando, Florida**Major League Service:** 77 days**Obtained:** Acquired from the San Diego Padres with Buddy Reed for Jurickson Profar, December 2, 2019**Contract Status:** First year of a one-year contract through 2020**CAREER HIGHLIGHTS**

Was selected by San Diego in the fourth round of the 2015 draft and spent five seasons in the Padres organization before he was traded to Oakland following the 2019 season...made his Major League debut in 2019, hitting .215 in 34 games...is a .296 career hitter with 75 home runs and 300 RBI in 472 minor league games...has tossed out 137-of-565 (24.2%) attempted base stealers...was a Pacific Coast League Midseason All-Star in 2019...named to the Texas League Midseason and Postseason All-Star teams and was a *Baseball America* Double-A All-Star in 2018 with San Antonio...was a Midwest League Midseason and Postseason All-Star in 2016...played for Peoria in the Arizona Fall League in 2018.

**2019 HIGHLIGHTS**

Made his Major League debut with San Diego and hit .215 with four doubles and three RBI in 34 games over four stints...batted .236 (13-for-55) against right-handed pitchers, .100 (1-for-10) against left-handers...made all 14 of his starts in games in which the opponent started a righty...had a .265 average with the bases empty compared to .161 with runners on...hit .161 with runners in scoring position...was 5-for-14 (.357) when leading off an inning...hit .348 with no outs, .143 with one or two outs...made 14 starts, all at catcher...committed one error in 19 games overall behind the plate for a .993 fielding percentage...tossed out 1-of-9 (11.1%) attempted base stealers...also appeared in two games at first base...was 4-for-15 (.267) with three doubles, two RBI and a walk as a pinch hitter...made seven starts batting eighth, five in the seven spot and two in the six spot...hit .370 in nine games overall from eight spot...was recalled for the first time on May 11 and made his Major League debut that day at Colorado...pinch hit in the ninth inning and walked on four pitches...made his first start the next day against the Rockies and singled off Antonio Senzateola in the seventh inning for his first ML hit...drove in his first run May 18 against Pittsburgh with a pinch hit single in the sixth inning...went 2-for-15 (.133) over his first eight games through May 25...then went 9-for-27 (.333) over his next 11 contests and was batting .262 with three RBI in 19 games overall when he was optioned back to El Paso June 17...was a combined 3-for-23 (.130) with a double and no RBI in 15 games overall his final three stints...was recalled for his second stay July 12 and went 0-for-2 in two pinch hitting appearances before he was optioned July 14...was 1-for-3 (.333) over a three-game stint from Aug. 24 to 28...returned for good on Aug. 30 and went 2-for-18 (.111) over his final 10 games.

**EL PASO:** Batted a career-high .330 with 21 home runs and 67 RBI in 67 games with Triple-A El Paso...also had career highs in on-base percentage (.379), slugging (.663) and OPS (1.042)...it was his third consecutive season with 20 or more home runs...was named to the Pacific Coast League Midseason All-Star team...batted .356 (67-for-188) with a 1.110 OPS against right-handed pitchers compared to .268 (22-for-82) with an .898 OPS against left-handers...hit .354 with runners in scoring position...was batting .307 with 29 RBI in 38 games before the All-Star Break...then hit .358 with 38 RBI in 29 games after the break...batted .341 on the road but slugged 14 of his 21 home runs at home...had a .402 average with 12 of his 21 home runs in the sixth inning or later...made 60 starts at catcher and one at first base...committed just three errors in 61 games overall behind the plate (.995 fielding percentage) and tossed out 13-of-55 (23.6%) attempted base stealers...also went 9-for-23 (.391) in five games as the designated hitter and had a RBI double in his only pinch hitting appearance...hit in every spot in the order from third through seventh and saw his most action with 31 games batting five and 30 hitting fourth...hit .310 with

13 home runs and 32 RBI from the four spot...batted .320 in 19 games in April but then went 5-for-30 (.167) over his first eight games in May...was hitting .276 with six home runs and 26 RBI in 27 games overall when San Diego called for the first time on May 11...was sent back to the Chihuahuas June 17 and hit safely in all 11 games from June 21 to July 6 before the Padres called again on July 12...went 17-for-45 (.378) with four doubles, six home runs and 13 RBI during his second stint...had his first of two two-homer games June 29 against Fresno when he went 2-for-5 with three RBI...his second came on July 5 at Salt Lake when he drove in four runs in a 3-for-5 performance...they were the second and third multi-homer games of his career...had a seventh inning RBI single for the PCL in the Triple-A All-Star Game on July 10...had a two-game stay with San Diego from July 12 to 14 and then hit .358 with nine home runs and 38 RBI over his final 29 games at Triple-A...collected a season-high five RBI July 20 at Albuquerque...matched his season-high with an 11-game hitting streak from Aug. 12 to 23 and had at least one extra base hit in each game during the streak...went 21-for-45 (.467) with 13 runs, 11 doubles, five home runs and 18 RBI during the streak...batted .405 with 11 doubles, seven home runs and 25 RBI in 18 games in August...had a .423 on-base percentage, .838 slugging percentage and 1.260 OPS.

## CAREER

**2018**—Spent the entire campaign with Double-A San Antonio and recorded exactly 31 doubles, 22 home runs and 131 hits for the second consecutive season, slashing .290/.351/.506...earned Texas League Midseason and Postseason All-Star honors after leading the league in slugging...also tied for third in doubles, ranked fifth in home runs and eighth in batting...was named a MiLB.com Organization All-Star for San Diego for the second consecutive season while being tabbed a Double-A All-Star by *Baseball America*...named MiLB.com TL Player of the Month for April, slashing .364/.423/.773 with 12 doubles, eight home runs and 15 RBI in 23 games...earned TL Player of the Week honors for the week of April 22, hitting .500/.577/.909 with five multi-hit efforts in six games...started all eight postseason games for the Missions (seven at catcher, one as the designated hitter) and hit .143 (4-for-28) with one home run and three RBI...played for the Arizona Fall League champion Peoria Javelinas following the season and hit .263 with three doubles, two home runs, 13 RBI and 10 runs scored across 15 games...was rated as the No. 16 prospect in the Padres system by *Baseball America* entering the 2019 season.

**2017**—Finished among the leaders in several offensive categories in the California League and earned several accolades while with Single-A Lake Elsinore...among CL hitters, he ranked third in slugging (.497), fourth in home runs (22) and OPS (.849), sixth in total bases (230), tied for sixth in doubles (31) and seventh in RBI (81)...named an MiLB.com Organization All-Star for San Diego...earned MiLB.com California League Player of the Month honors in July, including Player of the Week honors in back-to-back weeks for the weeks of July 16 and 23...his three four-hit games and 32 RBI during the month were the second-most in professional baseball...also slashed .374/.398/.691 with 10 home runs and 27 runs scored during the month.

**2016**—Split the season between Single-A Fort Wayne and Double-A San Antonio, posting a combined .319 average with 30 extra-base hits, 62 RBI and 53 runs...earned Midwest League Midseason and Post-Season All-Star honors...earned Midwest League Player of the Month for April, including Player of the Week honors for the week ending April 17...posted a .460/.539/.603 mark over 18 games in April with seven extra base hits, 14 RBI, 15 runs and 10 walks.

**2015**—Made his professional debut with Single-A Tri-City and started 51 games...hit .280 in 22 games after the All-Star Break.

## PERSONAL/MISCELLANEOUS

Austin Michael Allen...earned Perfect Game Underclass Honorable Mention (2011) and Perfect Game Central Region Honorable Mention (2012) at Chaminade College Prep...attended the Florida Tech where he hit .377 with a 1.062 OPS, 22 home runs and 112 RBI in 136 games over three seasons...enjoys fishing and has a labradoodle dog named Griffey...all-time favorite baseball players are Chipper Jones and Manny Ramirez.

## LIFETIME PLAYING RECORD

| Year                       | Club          | AVG.        | G          | AB          | R          | H          | 2B         | 3B       | HR        | RBI        | SH       | SF        | HP        | BB         | SO         | SB       | CS       | SLG         | OBP         | E         |
|----------------------------|---------------|-------------|------------|-------------|------------|------------|------------|----------|-----------|------------|----------|-----------|-----------|------------|------------|----------|----------|-------------|-------------|-----------|
| 2015                       | Tri-City      | .240        | 53         | 196         | 23         | 47         | 10         | 1        | 2         | 34         | 0        | 3         | 2         | 21         | 38         | 1        | 2        | .332        | .315        | 5         |
| 2016                       | Fort Wayne    | .320        | 109        | 409         | 52         | 131        | 22         | 0        | 7         | 61         | 0        | 10        | 5         | 29         | 69         | 0        | 0        | .425        | .364        | 0         |
|                            | San Antonio   | .273        | 3          | 11          | 1          | 3          | 0          | 0        | 1         | 1          | 0        | 0         | 0         | 0          | 0          | 0        | 0        | .545        | .273        | 7         |
| 2017                       | Lake Elsinore | .283        | 121        | 463         | 71         | 131        | 31         | 1        | 22        | 81         | 0        | 2         | 7         | 44         | 109        | 0        | 1        | .497        | .353        | 9         |
| 2018                       | San Antonio   | .290        | 119        | 451         | 59         | 131        | 31         | 0        | 22        | 56         | 0        | 3         | 7         | 37         | 97         | 0        | 3        | .506        | .351        | 8         |
| 2019                       | El Paso       | .330        | 67         | 270         | 52         | 89         | 27         | 0        | 21        | 67         | 0        | 4         | 2         | 22         | 56         | 0        | 0        | .663        | .379        | 3         |
|                            | SAN DIEGO     | .215        | 34         | 65          | 4          | 14         | 4          | 0        | 0         | 3          | 0        | 0         | 0         | 6          | 21         | 0        | 0        | .277        | .282        | 1         |
| <b>Major League Totals</b> |               | <b>.215</b> | <b>34</b>  | <b>65</b>   | <b>4</b>   | <b>14</b>  | <b>4</b>   | <b>0</b> | <b>0</b>  | <b>3</b>   | <b>0</b> | <b>0</b>  | <b>0</b>  | <b>6</b>   | <b>21</b>  | <b>0</b> | <b>0</b> | <b>.277</b> | <b>.282</b> | <b>1</b>  |
| <b>Minor League Totals</b> |               | <b>.296</b> | <b>472</b> | <b>1800</b> | <b>258</b> | <b>532</b> | <b>121</b> | <b>2</b> | <b>75</b> | <b>300</b> | <b>0</b> | <b>22</b> | <b>23</b> | <b>153</b> | <b>369</b> | <b>1</b> | <b>6</b> | <b>.490</b> | <b>.354</b> | <b>32</b> |

## CAREER TRANSACTIONS

**2015** — Selected by the San Diego Padres organization in the 4th round of the First-Year Player Draft. **2019** — Traded to the Oakland Athletics with a player to be named later (minor league outfielder Buddy Reed on December 12) for infielder Jurickson Profar, December 2.

## ALLEN'S CAREER BESTS

**Hits:** 2 (twice), last: June 15, 2019 at Colorado  
**Home Runs:** None  
**Runs Batted In:** 1 (three times), last: June 14, 2019 at Colorado  
**Stolen Bases:** None  
**Hitting Streak:** 3, May 26 to June 2, 2019  
**Hitless Streak (At Bats):** 8, May 18 to 26, 2019  
**Game Ending RBI:** None  
**Grand Slams:** None  
**Pinch-Hit Home Runs:** None  
**Inside-The-Park Home Runs:** None  
**Lead Off Home Runs:** None





**INFIELDER**

**Height/Weight:** 5-8 / 166

**Bats/Throws:** Right / Right

**Birthdate:** October 8, 1998

**Opening Day Age:** 21

**Birthplace/Resides:** San Diego, California / San Diego, California

**Major League Service:** None

**Obtained:** Selected in the 3rd round of the 2017 First-Year Player Draft

**Contract Status:** First year of a one-year contract through 2020

**NON-ROSTER INVITEE**

**CAREER HIGHLIGHTS**

Was selected by Oakland in the third round of the 2017 draft and is a .258 hitter with four home runs and 73 RBI in 228 games in three seasons as a professional...also has 44 stolen bases...has played 199 games at shortstop and 24 at second base (all in 2019)...played for Mesa in the Arizona Fall League following the 2019 season and was also rated as the A's number 10 prospect by *Baseball America* that year.

**2019 HIGHLIGHTS**

Batted a career-high .292 with three home runs and 25 RBI in 72 games with Single-A Stockton in a season cut short by an ankle injury in late June...the home runs were also a career high, as were his 22 doubles, 30 extra base hits, .363 on-base percentage and .434 slugging percentage...was named to the California League Midseason All-Star team...hit .397 (23-for-58) with a 1.130 OPS against left-handed pitchers compared to .265 (61-for-230) with a .712 OPS against right-handers...batted .316 with runners in scoring position...hit all three of his home runs at home...all three were solo shots...had a .311 batting average in 59 games at night, .191 in 13 day games...started 45 games at shortstop and 24 at second base...committed four errors as a shortstop for a .979 fielding percentage...made two errors as a second baseman (.982)...also went 2-for-8 (.250) in two games as the designated hitter...hit exclusively in the leadoff spot in the batting order...played for Mesa in the Arizona Fall League following the season and hit .194 with six RBI in 18 games...was rated as the A's number 10 prospect by *Baseball America*.

**STOCKTON:** Walked three times in a game for the first time in his career on Opening Day, April 4 against Rancho Cucamonga...hit his first home run April 5 against Rancho Cucamonga...it was his first round tripper since July 24, 2017, snapping a 143-game homerless streak...struck out a career-high tying three times April 9 against San Jose...was batting .190 over his first 11 games through April 15...then had a season-best 13-game hitting streak from April 16 to 30 (20-for-56, .357)...drove in a season-high two runs April 30 against Visalia, his first of five two-RBI games...batted .286 in 24 games in April and was a perfect 6-for-6 in stolen base attempts...went 16-for-40 (.400) with seven multiple hit games, five doubles, three triples, a home run and six walks over a 10-game stretch from May 4 to 14 (1.230 OPS)...hit his third and final home run of the season May 5 against Modesto...finished the season with a 44-game homerless streak...also scored a career-high tying three runs in that game, which he matched June 9 vs. San Jose and June 13 at Modesto...matched his career high with three walks May 12 at Inland Empire...went 4-for-36 (.111) over a 10-game stretch from May 16-29...matched his career high with three strikeouts May 19 vs. Inland Empire...went 3-for-5 May 30 at Lancaster, his first of six three-hit games...that began a season-ending stretch where he hit .340 over his final 25 games...grounded into his first double play of the season June 11 against San Jose, his 59th game...had back-to-back two-double games on June 13 and 14 at Modesto...the doubles matched his career high...started at shortstop and batted leadoff for the North in the California League All-Star Game on June 18 and went 0-for-3 with a strikeout...was placed on the injured list June 28 with a sprained left ankle and missed the remainder of the season.

## CAREER

**2018**—Spent his first full professional season at Single-A Beloit and hit .239 with no home runs and 34 RBI in 121 games...had career highs in runs (51), hits (110), triples (6), RBI (34), walks (34), hit by pitches (9), stolen bases (24), games, at bats (460) and strikeouts (85)...tied for fourth in the A's farm system in stolen bases and tied for eighth in triples...batted .242 with 33 of his 34 RBI against right-handed pitchers compared to .227 against left-handers...had a .206 average with runners in scoring position, including .143 with RISP and two outs...was hitting .198 at the All-Star Break...then batted .274 after the break...appeared exclusively at shortstop where he made 120 starts...committed 17 errors for a .965 fielding percentage...saw his most action with 74 games batting leadoff and 45 in the nine spot...had a season-high three RBI June 3 at Quad Cities (also Aug. 30 at Wisconsin)...batted .300 over a 20-game span from June 16 to July 11...capped that stretch by going 4-for-6 with a pair of doubles and two RBI July 11 at South Bend...it was his first career four-hit game...stole two bases July 15 at West Michigan, his second career multi-steal game...reached base safely in each of his final 25 games from Aug. 3 to Sept. 3...hit .323 with a .367 on-base percentage during the streak...had a season-high 11-game hitting streak from Aug. 4-15 (16-for-47, .340)...hit .286 and was 6-for-6 in stolen base attempts in 24 games in August...went 0-for-7 with five strikeouts in two postseason games for the Snappers.

**2017**—Batted .254 with a home run and 14 RBI in 35 games in his professional debut with the A's affiliate in the Arizona Rookie League...hit .333 with an .884 OPS against left-handed pitchers compared to .222 with a .553 OPS against righties...batted .308 at home and .308 with runners in scoring position...started 32 games at shortstop and committed 12 errors in 33 games overall for a .917 fielding percentage...made his debut July 1 against the Giants and collected his first hit in his next game on July 3 against the Dodgers...his first RBI came on July 10 at the Diamondbacks when he went 3-for-5 with two RBI...also stole his first base in that game...hit his first home run July 24 at the Royals...had his first multi-steal game when he swiped two bases Aug. 21 at the Angels.

## PERSONAL/MISCELLANEOUS

Nicholas Ryan Allen was originally signed by A's scout Anthony Aliosi...graduated from Francis Parker High School (Calif.)...hit .469 as a junior...garnered 2017 Rawlings-Perfect Game Preseason First Team All-American honors as a senior.

### LIFETIME PLAYING RECORD

| Year                       | Club     | AVG.        | G          | AB         | R          | H          | 2B        | 3B        | HR       | RBI       | SH        | SF       | HP        | BB        | SO         | SB        | CS        | SLG         | OBP         | E         |
|----------------------------|----------|-------------|------------|------------|------------|------------|-----------|-----------|----------|-----------|-----------|----------|-----------|-----------|------------|-----------|-----------|-------------|-------------|-----------|
| 2017                       | AZL A's  | .254        | 35         | 138        | 26         | 35         | 3         | 2         | 1        | 14        | 2         | 0        | 1         | 13        | 28         | 7         | 3         | .326        | .322        | 12        |
| 2018                       | Beloit   | .239        | 121        | 460        | 51         | 110        | 17        | 6         | 0        | 34        | 3         | 6        | 9         | 34        | 85         | 24        | 8         | .302        | .301        | 17        |
| 2019                       | Stockton | .292        | 72         | 288        | 45         | 84         | 22        | 5         | 3        | 25        | 8         | 0        | 4         | 28        | 52         | 13        | 5         | .434        | .363        | 6         |
| <b>Minor League Totals</b> |          | <b>.258</b> | <b>228</b> | <b>886</b> | <b>122</b> | <b>229</b> | <b>42</b> | <b>13</b> | <b>4</b> | <b>73</b> | <b>13</b> | <b>6</b> | <b>14</b> | <b>75</b> | <b>165</b> | <b>44</b> | <b>16</b> | <b>.349</b> | <b>.324</b> | <b>35</b> |

### CAREER TRANSACTIONS

**2017** — Selected by the Oakland Athletics organization in the 3rd round of the First-Year Player Draft.

### OAKLAND A'S OPENING DAY TRIVIA

#### Most Starts

12 Rickey Henderson  
 11 Eric Chavez  
 9 Sal Bando  
 Reggie Jackson  
 Carney Lansford  
 Mark McGwire  
 Terry Steinbach  
 8 Bert Campaneris  
 Mark Ellis  
 Dwayne Murphy

#### Most Starts by Position

P: Stewart 6, Langford, 5, Hunter 3, Hudson 3  
 C: Steinbach 9, Suzuki 5, Heath 4, Hernandez 4  
 1B: McGwire 9, Giambi 4, Barton 4  
 2B: Ellis 8, Green 6, Phillips 4  
 3B: Chavez 10, Bando 9, Lansford 9  
 SS: Campaneris 8, Bordick 5, Crosby 5, Semien 5, Tejada 5  
 LF: Henderson 12, Rudi 4, four with 2  
 CF: Murphy 8, North 5, D. Henderson 5  
 RF: Jackson 8, Armas 5, Canseco 5, Davis 5  
 DH: Berroa 3, Durazo 3, seven with 2

#### Most Consecutive Starts

P: 5 Stewart (1988-92)  
 C: 9 Steinbach (1988-96)  
 1B: 8 McGwire (1988-95)  
 2B: 7 Ellis (2005-11)  
 3B: 9 Bando (1968-76), Chavez (1999-2007)  
 SS: 5 Campaneris (1968-72), Bordick (1992-96), Tejada (1999-03), Crosby (2004-08), Semien (2015-19)  
 LF: 6 Henderson (1990-95)  
 CF: 8 Murphy (1980-87)  
 RF: 8 Jackson (1968-75)  
 DH: 3 Berroa (1995-97), Durazo (2003-05)

**RIGHT-HANDED PITCHER****Height/Weight:** 6-2 / 203**Bats/Throws:** Right / Right**Birthdate:** May 27, 1993**Opening Day Age:** 26**Birthplace/Resides:** Boynton Beach, Florida / Tampa, Florida**Major League Service:** 68 days**Obtained:** Acquired from the Pittsburgh Pirates for a player to be named later (Wilkin Ramos), November 20, 2018**Contract Status:** First year of a one-year contract through 2020**NON-ROSTER INVITEE****CAREER HIGHLIGHTS**

Has pitched in 11 games, including five starts, over two seasons in the majors with Pittsburgh (2018) and Oakland (2019) and is 1-3 with a 6.15 ERA...is 30-18 with 10 saves and a 3.89 ERA in 141 games, including 38 starts, in five seasons in the minors...was originally selected by the Pirates in the 20th round of the 2015 First-Year Player Draft and was traded to Oakland following the 2018 season...pitched for Surprise in the Arizona Fall League following the 2016 season.

**2019 HIGHLIGHTS**

Spent most of the season at Triple-A Las Vegas where he went 9-5 with a 6.00 ERA in 21 games, including 16 starts...also had a five-start stint with Oakland in the middle of the season and went 0-3 with a 6.04 ERA...the starts were the first of his career as he made six relief appearances in his Major League debut with Pittsburgh in 2018...allowed a .309 opponents batting average, including .255 (12-for-47) against right-handed pitchers compared to .360 (18-for-50) against left-handers...yielded all four of his home runs to lefties for a .620 slugging percentage (.277 vs. righties)...all four home runs came with runners on base...had a .225 opponents batting average the first time through the lineup, .368 after that...did not allow a run in the first inning (5.0 ip)...surrendered nine of his 16 runs in the third inning (17.36 ERA)...opponents hit .382 with two outs, .270 with zero or one out...yielded a .333 average to batters leading off an inning...had two stints with Oakland but did not pitch during his second stay with the club...was recalled for the first time June 10 and made his first ML start that day at Tampa Bay...was also charged with his first loss after allowing two runs in 5.2 innings in a 6-2 decision...struck out a career-high five batters in a career-high 5.2 innings...left his next start on June 16 against Seattle with a 3-2 lead, but Trivino allowed four runs in the eighth inning for the blown save and loss...was 0-1 with a 3.27 ERA and .150 opponents batting average over his first two starts...then went 0-2 with an 8.74 ERA and .421 opponents batting average over his next three starts...struck out as a pinch hitter June 25 at St. Louis...allowed a career-high seven runs in 2.2 innings in an 8-3 loss at Los Angeles (AL) on June 27...was optioned to Las Vegas July 5...was recalled for a second time July 23 but was sent back to Las Vegas July 25 without appearing in a game.

**LAS VEGAS:** His 6.00 ERA with Las Vegas was his highest as a minor leaguer as was his .307 opponents batting average...also had career highs in runs (68), earned runs (64), hit batters (5) and walks (41)...yielded a career-high 21 home runs after surrendering just 10 in 311.1 innings over the first four seasons of his career...tied for 10th in the Pacific Coast League in wins (10)...his opponents batting average included a .297 (68-for-229) mark against right-handed hitters compared to .321 (53-for-165) against left-handers...issued 26 of his 41 walks to lefties...allowed a .240 average with runners in scoring position...was 4-4 with a 6.26 ERA in 11 games before the All-Star Break, 5-1 with a 5.66 ERA in 10 games after the break...posted a 6-5 record, a 6.37 ERA and .323 opponents batting average in his 16 starts compared to 3-0 with a 3.86 ERA and .208 opponents average in five relief appearances...was 5-2 with a 4.33 ERA in nine games on the road, 4-3 with a 7.39 ERA in 12 games at home...surrendered 15 of his 21 home runs in Las Vegas...compiled a 4-0 record and a 1.96 ERA in five games on Wednesdays...allowed a career-high nine runs on a career-high 12 hits in 4.2 innings in his first start April 8 at El Paso, a no decision in a 10-9 Aviators win...then yielded just two runs in 6.0 innings in each of his next two starts, picking up the win on April 13 against Fresno before taking the loss April 19 at Fresno...the 6.0 innings

pitched were a season-high (five times)...yielded a career-high five home runs and matched his career high with 12 hits April 27 against El Paso...had not allowed more than two home runs in a game prior to that...also had a season-high 98 pitches in that contest...finished April 1-2 with a 6.85 ERA in four starts and allowed eight home runs in 22.1 innings...then went 3-2 with a 4.82 ERA in six games, five starts, in May...made his first relief appearance of the season May 7 against Salt Lake when he tossed 3.0 scoreless innings for the win...then yielded 11 runs in 8.0 innings over his next two starts, both losses...struck out a season-high seven batters May 24 vs. Albuquerque...was 4-4 with a 6.26 ERA and .297 opponents batting average in 11 games, including 10 starts, when Oakland called for the first time on June 10...was optioned back to Las Vegas July 5 and was 2-0 with a 1.74 ERA in two starts before returning to Oakland July 23...had his first career complete game and shutout in a rain-shortened 3-0, five-inning win at Tacoma July 17...issued a career-high five walks...was optioned to Las Vegas July 24 and went 3-1 with a 6.97 ERA and .333 opponents batting average over his final eight games...picked up the win July 31 against New Orleans to start a season-high and season-ending three-game winning streak...had a 6.00 ERA over that seven-game (three starts) stretch...made his final start on Aug. 11 at Omaha, allowing three runs on eight hits in 5.2 innings for a no decision...each of his final four appearances came in relief (4.91 ERA)...also compiled a 3.18 ERA and .211 opponents batting average in two relief appearances in the postseason (5.2 ip, 4 h, 2 r, 2 er, 1 bb, 3 so).

## CAREER

**2018**—Made his Major League debut with Pittsburgh and went 1-0 with a 6.35 ERA in six relief appearances over three stints with the Pirates...allowed a .333 opponents batting average and issued eight walks in 11.1 innings for a .444 on-base percentage...yielded a .321 average against right-handed hitters compared to .353 against left-handers...issued seven of his eight walks to lefties...allowed 2-of-6 (33.3%) inherited runners to score...first batters faced were 2-for-5 (.400) with a walk...opponents were 0-for-10 with two outs...was selected from Triple-A Indianapolis on June 27 and made his Major League debut July 2 at Los Angeles-NL (2.0 ip, 8 h, 6 r, 5 er, 2 bb, 1 so)...retired the first batter he faced (Bellinger groundout) but then allowed four straight hits...struck out Alex Wood in the fifth inning for his first strikeout...was optioned back to Indianapolis the next day...returned to Pittsburgh July 15 and was credited with his first ML win that day against Milwaukee (1.0 ip, 1 h, 1 r, 1 er, 2 bb)...allowed a run in the top of the 10th but the Pirates scored twice in the bottom of the 10th for a 7-6 win...was optioned July 20...rejoined Pittsburgh for a third time Sept. 4 and logged a 2.16 ERA and .207 opponents batting average in four outings in September...grounded out in his only big league at bat Sept. 23 against Milwaukee...was 3-2 with six saves and a 2.64 ERA in 39 appearances with Indianapolis, all in relief...the ERA was a career low and the saves and games pitched a career high...walked 15 batters in 61.1 innings and his average of 2.20 walks per nine innings was second lowest among International League relievers...surrendered just two home runs (0.29 per nine innings), both solo shots...had a .277 opponents batting average, which broke down to .230 against right-handed hitters compared to .344 against left-handers...yielded a .292 average with runners in scoring position but that dropped to .194 with RISP and two outs...converted 6-of-9 (66.7%) save opportunities...allowed 7-of-24 (29.2%) inherited runners to score...had a 2.23 ERA in 26 games before the All-Star Break, a 3.24 ERA in 13 games after the break...compiled a 1.91 ERA in 22 games at home, a 3.49 ERA in 17 outings on the road...posted a 0.48 ERA in 10 day games, a 3.59 ERA in 29 appearances at night...went 0-for-2 as a hitter...tossed at least one inning in 35 of his 39 appearances, including two or more 17 times...allowed five runs in 0.2 innings in his first outing on April 6 against Columbus but would not allow another earned run until May 28 for a streak of 23.2 consecutive innings without an earned run...that lowered his season ERA to 1.85...had a 16.1-inning scoreless streak from April 8 to May 12...finished May with a 0.68 ERA in 10 appearances...recorded five of his six saves over a seven-game stretch from June 25 to July 28 and did not allow an earned run over that span (8.2 ip)...logged four of his six saves in the month of July...had allowed just 1-of-18 (5.6%) inherited runners to score through the end of July...struck out a season-high four batters in 1.2 innings against Lehigh Valley, Aug. 7...tossed a season-high 3.0 scoreless innings Aug. 19 at Lehigh Valley, a mark he matched Aug. 29 against Toledo.

**2017**—Spent entire season with Double-A Altoona...began the season in starting rotation and posted a 1.98 ERA over his first five starts thru May 3...produced a 7.15 ERA over five outings (four starts) from May 9-31...made first relief appearance on May 26 at Erie when he allowed three

runs in 1.0 inning and suffered the loss...was charged with a loss in five straight appearances from May 9-31...won his next four starts between June 6-24, working at least 6.0 innings in each outing...pitched a career-high 8.0 innings in a combined shutout on July 4 vs. Binghamton...went 2-1 with a 2.43 ERA in six appearances (five starts) in July...moved into a full-time relief role on July 31 and posted a 1.25 ERA in his final 10 regular-season outings...pitched the final 2.0 scoreless innings on Sept. 9 vs. Bowie in Game 3 of the Division Series as Curve capped a sweep and advanced to ELCS...picked up the save in Game 1 of the ELCS.

**2016**—Split his season between Low-A West Virginia and High-A Bradenton...went 3-3 with a 3.58 ERA in 36 games (three starts) between the two teams...began the season with West Virginia, where he allowed just three earned runs in his first 24.0 innings over eight relief outings...made his first professional start on June 13 at Lexington and pitched a season-high 6.0 innings (1 r, 0 er)...was promoted to Bradenton on June 30...posted a 2.70 ERA in seven appearances during August...picked up his lone save on July 30 at Daytona...made three appearances in the post-season and produced a 1.35 ERA and two saves...pitched 3.0 scoreless innings in Game 4 of the Florida State League Championship Series to help clinch the league title...participated in the Arizona Fall League and went 2-2 with a 3.76 ERA in seven starts with Surprise.

**2015**—Began his professional career with Rookie-level Bristol...pitched 2.0 scoreless innings in his professional debut on June 25 at Greeneville...picked up his first career win on July 16 vs. Bluefield when he tossed 3.0 scoreless innings...was promoted to short-season West Virginia on Aug. 26...earned his lone win on Sept. 1 at Batavia.

## PERSONAL/MISCELLANEOUS

Tanner Ackley Anderson was originally signed by Pittsburgh scout Steve Skrinar...is a 2011 graduate of Henry B. Plant High School in Tampa, Florida...Plant High School also produced Hall-of-Famer Wade Boggs...played four seasons of baseball at Harvard as a pitcher and second baseman...went 4-13 with a 5.41 ERA in collegiate career and hit .277 with one homer and 30 RBI...originally majored in biochemical engineering but switched to History of Science and earned his degree in 2015...plays the violin.

## LIFETIME PITCHING RECORD


| Year                       | Club          | W         | L         | ERA         | G          | GS        | CG       | SHO      | SV        | IP           | H          | R          | ER         | HR        | HB        | BB         | IBB      | SO         | WP        | BK       |
|----------------------------|---------------|-----------|-----------|-------------|------------|-----------|----------|----------|-----------|--------------|------------|------------|------------|-----------|-----------|------------|----------|------------|-----------|----------|
| 2015                       | Bristol       | 4         | 0         | 2.38        | 12         | 0         | 0        | 0        | 3         | 22.2         | 21         | 6          | 6          | 0         | 0         | 2          | 0        | 19         | 1         | 0        |
|                            | West Virginia | 1         | 0         | 4.50        | 3          | 0         | 0        | 0        | 0         | 6.0          | 8          | 3          | 3          | 0         | 0         | 0          | 0        | 6          | 0         | 0        |
| 2016                       | West Virginia | 2         | 2         | 3.42        | 19         | 1         | 0        | 0        | 0         | 47.1         | 37         | 19         | 18         | 0         | 0         | 13         | 0        | 33         | 2         | 1        |
|                            | Bradenton     | 1         | 1         | 3.76        | 17         | 2         | 0        | 0        | 1         | 40.2         | 49         | 22         | 17         | 2         | 2         | 9          | 0        | 17         | 4         | 0        |
| 2017                       | Altoona       | 10        | 8         | 3.38        | 30         | 19        | 0        | 0        | 0         | 133.1        | 134        | 54         | 50         | 6         | 1         | 33         | 2        | 97         | 8         | 0        |
| 2018                       | Indianapolis  | 3         | 2         | 2.64        | 39         | 0         | 0        | 0        | 6         | 61.1         | 65         | 25         | 18         | 2         | 4         | 15         | 0        | 49         | 0         | 0        |
|                            | PITTSBURGH    | 1         | 0         | 6.35        | 6          | 0         | 0        | 0        | 0         | 11.1         | 15         | 10         | 8          | 1         | 1         | 8          | 2        | 6          | 2         | 0        |
| 2019                       | Las Vegas     | 9         | 5         | 6.00        | 21         | 16        | 1        | 1        | 0         | 96.0         | 121        | 68         | 64         | 21        | 5         | 41         | 0        | 59         | 1         | 0        |
|                            | OAKLAND       | 0         | 3         | 6.04        | 5          | 5         | 0        | 0        | 0         | 22.1         | 30         | 16         | 15         | 4         | 0         | 7          | 1        | 18         | 3         | 0        |
| <b>Major League Totals</b> |               | <b>1</b>  | <b>3</b>  | <b>6.15</b> | <b>11</b>  | <b>5</b>  | <b>0</b> | <b>0</b> | <b>0</b>  | <b>33.2</b>  | <b>45</b>  | <b>26</b>  | <b>23</b>  | <b>5</b>  | <b>1</b>  | <b>15</b>  | <b>3</b> | <b>24</b>  | <b>5</b>  | <b>0</b> |
| <b>Minor League Totals</b> |               | <b>30</b> | <b>18</b> | <b>3.89</b> | <b>141</b> | <b>38</b> | <b>1</b> | <b>1</b> | <b>10</b> | <b>407.1</b> | <b>435</b> | <b>197</b> | <b>176</b> | <b>31</b> | <b>12</b> | <b>113</b> | <b>2</b> | <b>280</b> | <b>16</b> | <b>1</b> |

## CAREER TRANSACTIONS

**2015** — Selected by the Pittsburgh Pirates organization in the 20th round of the First-Year Player Draft. **2018** — Traded to the Oakland Athletics for a player to be named later (minor league pitcher Wilkin Ramos on December 1), November 20.

## ANDERSON'S CAREER BESTS

Low Hit Complete Game: None  
 Innings Pitched: 5.2, June 10, 2019 at Tampa Bay  
 Strikeouts: 5, June 10, 2019 at Tampa Bay  
 Pitches: 94, July 4, 2019 vs. Minnesota  
 Longest Winning Streak: 1, July 15, 2018  
 Longest Losing Streak: 3, June 10, 2019 to present  
 Longest Scoreless Streak: 5.0, June 10, 2019

**OUTFIELDER****Height/Weight:** 6-0 / 195**Bats/Throws:** Left / Left**Birthdate:** November 15, 1995**Opening Day Age:** 24**Birthplace/Resides:** Tamboril, Dominican Republic / Tamboril, Dominican Republic**Major League Service:** 21 days**Obtained:** Signed as a non-drafted free agent, July 3, 2012**Contract Status:** First year of a one-year contract through 2020**CAREER HIGHLIGHTS**

Was signed by the A's out of the Dominican Republic at the age of 16 and is a .280 (441-for-1576) career hitter in 438 games in seven professional seasons...has appeared in 141 games in center field, 130 in left field, 126 in right field and two at first base...spent the first three-plus seasons of his career in short-season leagues before he was promoted to Single-A Beloit in August of 2016...played in 108 games with the A's Single-A affiliates in 2017 and then hit .297 in 124 games with Single-A Stockton and Double-A Midland in 2018...had his 2019 season shortened to 54 games after shoulder surgery...was named MVP of the 2019 Texas League All-Star Game...played for Mesa in the Arizona Fall League in 2018.

**2019 HIGHLIGHTS**

Was limited to just 54 games at Double-A Midland due to shoulder surgery, but hit .321 in 54 games...added nine doubles, a career-high tying 11 triples, four home runs and nine stolen bases...despite his limited playing time, he finished second in the Texas League, third in the A's farm system and tied for sixth in all of the minors...was named to the Texas League Midseason All-Star team...batted .324 (56-for-173) against right-handed pitching compared to .314 (16-for-51) against left-handers...however, eight of his 16 hits against lefties were for extra bases and he slugged .608 compared to .486 against right-handers...hit .347 when leading off an inning, .342 at home, .324 at night and .304 with runners in scoring position...went 9-for-18 (.500) with three triples in the ninth inning...batted .331 in 31 games in the leadoff spot but walked just three times...also hit third (19 games), fifth (twice), seventh (once) and eighth (once)...started 36 games in center field, 12 in right and one in left field...had five assists in 50 games overall in the outfield.

**MINORS:** Hit safely in each of his first five games (9-for-21, .429) but then went 4-for-18 (.222) over his next six contests through April 17...was batting .333 in 11 games overall when he was placed on the injured list April 18 with a strained right shoulder...was reinstated May 4 and went 2-for-17 (.118) over his first four games...then had a season-high 10-game hitting streak from May 12 to 21 (14-for-46, .304)...went 0-for-3 on May 29 against Corpus Christi, which lowered his season batting average to .256...then reached base safely in each of his final 24 games, batting .398 with a .417 on-base percentage...went 4-for-4 with a walk and a pair of doubles June 1 against Amarillo...it was the second four-hit game of his career...had a career-high two triples June 7 against Frisco...collected his second four-hit game of the season and the third of his career June 14 at Arkansas to start a season-ending 10-game hitting streak (19-for-44, .432)...that included six straight two-hit games from June 16 to 21 (12-for-25, .480...tripled in three straight games at Arkansas from June 14-16...played for the South in the Texas League All-Star Game and was named Most Valuable Player after going 3-for-5 with two runs and a triple in a start in center field...batted .406 with six triples in 22 games in June...was placed on the injured list a second time June 28 with a right shoulder subluxation...ended up having surgery on July 12 to repair the labrum in his right, non-throwing, shoulder...the surgery was performed by Dr. Douglas Freedberg in Arizona...was recalled by Oakland on Sept. 9 and added to the 60-day injured list to clear a 40-man spot for Jesús Luzardo.



## CAREER

**2018**—Began the year at Single-A Stockton where he hit .284 in 88 games...was promoted to Double-A Midland July 15 and batted .328 in 36 games with the RockHounds...combined for a .297 batting average, 26 doubles, 11 triples, three home runs, 64 RBI and 23 stolen bases in 124 games...tied for seventh in all of minor league baseball in triples...had career highs in games, at bats, runs (75), hits (132), doubles, triples, extra base hits (40), RBI, hit by pitches (5), walks (41) and stolen bases...ranked second in the A's farm system in triples, third in batting, fourth in runs, fifth in stolen bases, seventh in RBI, eighth in hits and ninth in extra base hits...hit .298 against right-handed pitching compared to .294 against left-handers...slugged all three of his home runs and had 37 of his 40 extra base hits against righties for a .453 slugging percentage (.333 vs. lefties)...batted .387 with runners in scoring position, including .418 with RISP and two outs...was 6-for-14 (.429) with 15 RBI with the bases loaded...hit .206 in April but then batted .297 or better in each of the remaining four months (.316 in May, .297 in June, .313 in July and .328 in August)...batted .320 with all three of his home runs at home with Stockton...hit .313 at night, .214 during the day...had a .500 batting average in the first inning...appeared in 61 games in center field, 43 in right field, 15 in left field and one at first base...committed four errors as an outfielder for a .986 fielding percentage...had 12 outfield assists, including 11 with Stockton, which tied for third in the California League...hit in every spot in the order except third and fourth but saw his most playing time with 46 games batting seventh and 31 hitting eighth...began the year at Single-A Stockton and hit .111 over his first 12 games...drove in a season-high four runs April 9 against Rancho Cucamonga...also had four RBI April 28 at Lake Elsinore and then drove in three runs the next day against the Storm...had a season-high in hits May 24 at Rancho Cucamonga when he went 4-for-5...had a season-best 11-game hitting streak from June 26 to July 6...went 17-for-42 (.405) with 13 runs scored and six multiple hit games during the streak...was tied for second in the CL in triples (7) at the time of his promotion to Midland on July 15 and ranked seventh in runs (51)...his .328 batting average with the RockHounds was second best in the Texas League from July 15 through the end of the season...also ranked first in triples (4), tied for fifth in steals (13) and seventh in on-base percentage (.378)...reached base safely in 20 consecutive games from July 20 to Aug. 11...had a .361 batting average and .425 on-base percentage during the streak...stole a season-high three bases Aug. 3 against San Antonio, his third multiple-steal game of the season...it gave him 11 steals over his first nine games with the RockHounds...was batting .330 at Midland when he was placed on the disabled list Aug. 23 with a lacerated finger on his right hand...was reinstated Aug. 30 and went 5-for-16 (.313) with five RBI over his final four games...played for Mesa in the Arizona Fall League following the season and hit .263 with 12 RBI and six stolen bases in 15 games...named to the East squad for the AFL Rising Stars Game...also played for Licey in the Dominican Winter League and went 11-for-25 (.440) with four walks (.500 on-base percentage) in 17 games.

**2017**—Played for the A's Single-A affiliates at Beloit and Stockton and combined to hit .262 with seven home runs and 38 RBI in 108 games...had career highs in home runs and strikeouts (86)...tied for third in the A's farm system in triples (7) and tied for fourth in stolen bases (16)...began the year at Beloit and was batting .277 with three home runs and 22 RBI in 73 games when he was promoted to Stockton July 11...hit .228 with four home runs and 16 RBI in 35 games with the Ports...batted .274 with six of his seven home runs against right-handed pitchers compared to .216 against left-handers...hit .326 in the ninth inning...appeared in 50 games in right field, 28 in center field and 26 in left field...had 10 assists in 103 games overall in the outfield...was batting .266 with two RBI in 19 games when he was placed on the disabled list April 26 with a left thumb contusion...was reinstated May 9 and went on to hit .333 in 19 games in May...had a season-high seven-game hitting streak from May 11 to 19 (12-for-30, .400)...had four straight multiple hit games from May 30 to June 2 (9-for-19, .474) to boost his average to a season-high .318...belted a pinch hit home run June 25 at Clinton...was transferred to Stockton July 11 and had four home runs and 10 RBI over his first 16 games with the Ports.

**2016**—Began the year in extended spring training and was assigned to Short Season Vermont June 17...batted .321 with two home runs and 18 RBI in 41 games with the Lake Monsters before he was transferred to Single-A Beloit Aug. 5...hit .286 in 19 games with the Snappers and combined for a .310 batting average, three home runs and 22 RBI in 60 games overall...had career highs in batting and on-base percentage (.361)...hit .317 against right-handed pitchers and .311

with runners in scoring position...batted .333 with a .380 on-base percentage in 45 games in the leadoff spot...hit .340 with a .398 on-base percentage when leading off an inning...appeared in 29 games in left field, 14 in center field and 10 in right field...had seven assists in 52 games overall in the outfield...also appeared in seven games as the designated hitter and was 2-for-4 (.500) as a pinch hitter...had a season-high 12-game hitting streak from June 18-30 (20-for-50, .400)... hit .377 with a home run and nine RBI in 13 games in June.

**2015**—Spent his first season in the United States with the A's affiliate in the Arizona Rookie League and hit .287 with 12 RBI in 37 games...hit .289 against right-handed pitchers, .280 against left-handers...batted .352 with runners on base and .350 with runners in scoring position and two outs...appeared in 19 games in left field, eight in right field, five at designated hitter, two in center field and one at first base...began the season with a 16-game reaching-base streak from June 22 to July 19...hit .352 with a .431 on-base percentage during the streak...went 2-for-2 with two walks and three runs scored in his first game on the 22nd against the Giants.

**2014**—Played in 16 games for the A's affiliate in the Dominican Summer League and hit .130 with three RBI...appeared in 11 games in left field and one in right field.

**2013**—Made his professional debut with the A's affiliate in the Dominican Summer League and batted .190 with four home runs and 20 RBI in 39 games...his 18 walks fueled a .302 on-base percentage...appeared exclusively in left field on defense (29 games).

## PERSONAL/MISCELLANEOUS

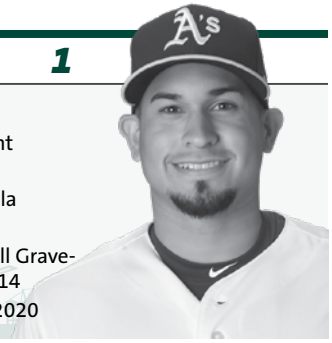
Luis Rafael Barrera (Herrera) was originally signed by A's scout Raymond Abreu.

### LIFETIME PLAYING RECORD

| Year                       | Club     | AVG.        | G          | AB          | R          | H          | 2B        | 3B        | HR        | RBI        | SH        | SF        | HP        | BB         | SO         | SB        | CS        | SLG         | OBP         | E         |
|----------------------------|----------|-------------|------------|-------------|------------|------------|-----------|-----------|-----------|------------|-----------|-----------|-----------|------------|------------|-----------|-----------|-------------|-------------|-----------|
| 2013                       | DSL A's  | .190        | 39         | 126         | 15         | 24         | 5         | 4         | 4         | 20         | 0         | 2         | 3         | 18         | 22         | 3         | 3         | .389        | .302        | 2         |
| 2014                       | DSL A's  | .130        | 16         | 46          | 2          | 6          | 0         | 0         | 0         | 3          | 1         | 0         | 0         | 5          | 12         | 2         | 0         | .130        | .216        | 0         |
| 2015                       | AZL A's  | .287        | 37         | 115         | 17         | 33         | 3         | 2         | 0         | 12         | 2         | 4         | 0         | 12         | 26         | 1         | 0         | .348        | .344        | 4         |
| 2016                       | Vermont  | .321        | 41         | 159         | 26         | 51         | 10        | 0         | 2         | 18         | 0         | 2         | 0         | 16         | 29         | 5         | 2         | .421        | .379        | 1         |
|                            | Beloit   | .286        | 19         | 70          | 8          | 20         | 4         | 2         | 1         | 4          | 1         | 1         | 0         | 4          | 17         | 3         | 1         | .443        | .320        | 1         |
| 2017                       | Beloit   | .277        | 73         | 278         | 41         | 77         | 13        | 7         | 3         | 22         | 1         | 3         | 3         | 16         | 61         | 13        | 7         | .406        | .320        | 2         |
|                            | Stockton | .228        | 35         | 114         | 15         | 26         | 2         | 0         | 4         | 16         | 1         | 1         | 0         | 8          | 25         | 3         | 1         | .351        | .276        | 4         |
| 2018                       | Stockton | .284        | 88         | 313         | 51         | 89         | 18        | 7         | 3         | 46         | 1         | 2         | 3         | 32         | 63         | 10        | 4         | .415        | .354        | 3         |
|                            | Midland  | .328        | 36         | 131         | 24         | 43         | 8         | 4         | 0         | 18         | 1         | 1         | 2         | 9          | 18         | 13        | 3         | .450        | .378        | 1         |
| 2019                       | Midland  | .321        | 54         | 224         | 35         | 72         | 9         | 11        | 4         | 24         | 2         | 1         | 1         | 12         | 48         | 9         | 7         | .513        | .357        | 2         |
| <b>Minor League Totals</b> |          | <b>.280</b> | <b>438</b> | <b>1576</b> | <b>234</b> | <b>441</b> | <b>72</b> | <b>37</b> | <b>21</b> | <b>183</b> | <b>10</b> | <b>17</b> | <b>12</b> | <b>132</b> | <b>321</b> | <b>62</b> | <b>28</b> | <b>.412</b> | <b>.337</b> | <b>20</b> |

### CAREER TRANSACTIONS

**2012** — Signed by the Oakland Athletics as a non-drafted free agent, July 3. **2019** — On the injured list, September 9 to October 30.

**INFIELDER****Height/Weight:** 5-10 / 208**Bats/Throws:** Right / Right**Birthdate:** February 27, 1996**Opening Day Age:** 24**Birthplace/Resides:** Caracas, Venezuela / Caracas, Venezuela**Major League Service:** 1 year, 31 days**Obtained:** Acquired from Toronto with Brett Lawrie, Kendall Graveman and Sean Nolin for Josh Donaldson, November 28, 2014**Contract Status:** First year of a one-year contract through 2020**CAREER HIGHLIGHTS**

Was one of four players acquired from Toronto in the Josh Donaldson trade following the 2014 season...made his Major League debut in 2017 and is a .189 hitter with nine home runs and 27 RBI in 80 games in three seasons with Oakland...is a .289 (710-for-2458) hitter with 86 home runs, 352 RBI and 112 stolen bases in 631 games in seven seasons in the minors...has appeared in 421 games at shortstop, 165 at second base, nine at third base, nine in center field and two in left field...played exclusively at shortstop over his first three seasons...was named the A's Top Prospect by *Baseball America* following the 2015 and 2016 seasons and the number two prospect following 2017...the magazine tabbed him a High Class-A All-Star following the 2015 season and named him Short-Season Player of the Year and the Top Prospect in the Northwest League following the 2014 season...was a Texas League Postseason All-Star in 2016.

**2019 HIGHLIGHTS**

Had three stints with the A's and batted .123 with two home runs and five RBI in 23 games...the batting average was the lowest of his three seasons as was his .138 on-base percentage, .263 slugging percentage and .401 OPS...struck out 23 times in 58 plate appearances and walked just once...now has 85 strikeouts in 201 career at bats...hit .148 (4-for-27) with both of his home runs and all five of his RBI against left-handed pitchers compared to .100 (3-for-30) against right-handers...had a .519 OPS against lefties, .296 against righties...batted .118 with runners in scoring position...was 0-for-34 with a walk with two strikes and is a .127 career hitter in that situation...started 13 games at second base and one at shortstop...committed four errors in 17 games overall at second (.935 fielding percentage) and one in five games at shortstop (.889)...also pinch ran four times...made nine starts batting ninth, four hitting eighth and one in the seven spot...was on the A's Opening Day roster and pinch ran in the second game on March 21 against Seattle in Tokyo...that was his only appearance before he was optioned to Triple-A Las Vegas March 28 prior to the resumption of the regular season...was recalled for his second stint on June 30 and started nine of the A's next 11 games at second base...went 5-for-33 (.152) with two home runs and four RBI over that span...then started just four of the A's next 15 games and was batting .106 in 16 games during his second stint when he was optioned back to Las Vegas Aug. 3...returned to Oakland Sept. 1 when rosters expanded and went 2-for-10 (.200) with a RBI in six games...singled in the ninth inning Sept. 10 at Houston to snap a career-high 0-for-19 streak dating back to July 16...was listed as the starting second baseman in the final game of the season on Sept. 29 at Seattle but was credited with a start at shortstop when he replaced Marcus Semien to begin the bottom of the first...was on the A's roster for the Wild Card game for the second consecutive season but did not play for the second straight year.

**LAS VEGAS:** Batted .295 with a career-high 19 home runs and a career-high 65 RBI in 98 games with Triple-A Las Vegas...also had career bests in runs (88), doubles (29), walks (42), extra base hits (53), OPS (.926) and slugging percentage (.552)...was 15-for-16 (93.8%) in stolen base attempts...ranked fourth in the A's farm system in slugging, fifth in OPS and runs, tied for fifth in doubles and home runs, seventh in batting, extra base hits and total bases (206), tied for eighth in RBI and 10th in on-base percentage (.374) and stolen bases...batted .330 (33-for-100) with nine home runs and a 1.073 OPS against left-handed pitchers compared to .282 (77-for-273) with 10 home runs and an .872 OPS against right-handers...had a .352 batting average and .439 on-base percentage when leading off an inning...hit .448 during the day, .267 at night...batted .364

with no outs...started 45 games at second base, 30 at shortstop, nine at third base, nine in center field and two in left field...committed six errors at short (.947 fielding percentage), four at second (.980), two at third (.290) and one in the outfield...also made three starts at designated hitter...hit in every spot in the order except first and ninth...saw his most action with 35 games in the eight spot and hit .342 in those games...with the A's opening in Japan, he was on the Opening Day roster for both Oakland and Las Vegas when the Pacific Coast League season began on April 4...hit .286 over his first six games but then went 5-for-45 (.111) over his next 13 contests from April 10 to 26...stole the 100th base of his minor league career April 14 against Fresno...was hit by a pitch three times April 21 at Fresno...struck out four times against El Paso on April 24 and 26...added a third four-strikeout game Aug. 4 against Oklahoma City...finished April with a .205 batting average in 22 games...then hit .273 in 27 games in May...singled and walked a season-high three times May 12 against Tacoma...it was the first three-walk game of his career...was 4-for-5 with a career-high tying four runs, three doubles, a triple and two RBI May 28 at Reno...went 14-for-21 (.667) with nine runs, three doubles, five home runs and 15 RBI over a five-game stretch from June 2 to 7...was 4-for-4 June 2 at Sacramento, 4-for-5 with a career-high six RBI June 4 against Round Rock and 5-for-5 with two home runs and four RBI on June 6 against the Express...the two-homer game was his lone multi-homer game of the season and the sixth of his career...stole a career-high tying two bases June 13 at Nashville...had a season-best 11-game hitting streak from June 15 to 27...went 20-for-54 (.370) with 12 runs, eight doubles, two triples, three home runs and 14 RBI during the streak...had an extra base hit in each of the first six games of that streak...had a grand slam and five RBI June 17 at Memphis...was named PCL Player of the Month for June after batting .387 with nine home runs and 32 RBI in 24 games...led the league in total bases (85), ranked second in hits (45), doubles (13) and RBI and third in slugging (.802)...was a perfect 6-for-6 in stolen bases and had a 1.204 OPS...was hitting .296 with 12 home runs and 48 RBI in 73 games overall when he was recalled by Oakland for his second stint on June 30...was tied for the PCL lead in runs scored (65) at the time of his promotion, tied for second in doubles (24), tied for fifth in extra base hits (41) and tied for seventh in triples (5)...was optioned back to Las Vegas Aug. 3 and batted .292 with seven home runs and 17 RBI over his final 25 games...had a nine-game hitting streak from Aug. 16 to 24 (16-for-35, .457) and scored at least one run in each of the final eight games of that streak (12 runs total)...returned to Oakland when rosters expanded on Sept. 1 and did not appear in the postseason for the Aviators.

## CAREER

**2018**—Had six stints with Oakland and batted .233 with five home runs and 16 RBI in 32 games...nine of his 17 hits (52.9%) were for extra bases (four doubles) and he slugged .493...averaged 4.56 at bats per RBI, which was fifth best in the American League among players with 50 or more plate appearances...walked just once and struck out 29 times, and his average of 29.0 strikeouts per walk was the highest in the AL using the 50 plate appearance minimum...batted .255 with three home runs against right-handed pitchers, .192 with two home runs against left-handers...hit .158 with the bases empty, .314 with four of his five home runs with runners on base...had three three-run homers...four of his five home runs came with two strikes...hit .278 with four of his five home runs in 14 road games, .189 in 18 games at home...batted .308 during the day...went 1-for-21 (.048) in 16 games at night...had a .295 average over innings 1-6, a .138 average from the seventh inning on...made 16 starts at second base and one at shortstop...committed two errors in 26 games overall at second base (.973 fielding percentage) and none in two games at shortstop...went 0-for-6 with four strikeouts as a pinch hitter...made 12 of his 18 starts batting ninth in the order...was recalled for the first time April 7 when Chad Pinder went on the disabled list...appeared in just one game with the A's on April 11 at Los Angeles (NL) and did not have an at bat when he was optioned back to Nashville April 16 when Pinder came off the DL...went 0-for-6 in four games during his second stint from May 23 to 31...saw his most extensive action during his third stint from June 16 to July 2 when he hit .239 with three home runs and 10 RBI in 13 games, including 12 starts (11 at second base, one at shortstop)...hit his first home run of the season and had three RBI June 20 at San Diego...then had two home runs and six RBI in his next game, the first game of a doubleheader at Chicago (AL) on June 22...at the age of 22 years, 115 days, he became the youngest Athletic with six or more RBI in a game since at least 1908...the previous youngest was Jimmie Foxx on May 22, 1930 (22 years, 212 days)...became the fifth-youngest player in Oakland history with a two-homer game and the youngest since Ben Grieve on June 16, 1998 (22 years, 43 days)...the home runs and RBI were career highs...his fourth stint lasted two

games from July 14 to 23 and he went 1-for-4...returned July 29 and went 3-for-5 with a homer and three RBI in three games before he was optioned back to Nashville Aug. 7...had a career-high three hits Aug. 1 vs. Toronto...was brought up for the sixth time when rosters expanded on Sept. 1 and went 2-for-12 (.167) with a home run and three RBI in nine games, including one start at second base...was on the A's roster for the Wild Card game but did not play...hit 18 home runs with Triple-A Nashville, which ranked third in the A's farm system despite playing just 77 games in the minors...batted a career-low .259 with 46 RBI...added 39 walks for a .357 on-base percentage...slugged .514, which was third best in the A's farm system...struck out 106 times, an average of 3.14 plate appearances per strikeout...hit .280 with 15 of his 18 home runs, 41 of his 46 RBI and 35 of his 39 walks against right-handed pitchers compared to .188 against left-handers...had a .946 OPS against righties, .606 against lefties...batted .235 with nine home runs and 25 RBI in 47 games before the All-Star Break, .295 with nine home runs and 21 RBI in 30 games after the break...hit .328 with five doubles and seven home runs when leading off an inning (.766 slugging percentage)...had a .200 batting average with runners in scoring position...13 of his 18 home runs were solo shots...appeared in 60 games at second base and 11 at shortstop...committed five errors as a second baseman (.981 fielding percentage) and two as a shortstop (.959 fielding percentage)...also went 6-for-22 (.273) in five games at designated hitter...hit in every spot in the order from second through sixth, including 28 games batting third and 27 in the five spot...began the season at Nashville and went 2-for-4 with a home run and three RBI in the opener on April 5 at New Orleans before he was recalled by Oakland April 7...went 19-for-55 (.345) over a 14-game stretch from April 22 to May 6 to boost his average to .304...capped that stretch with his only two-homer game with the Sounds on May 6 against Memphis...also drove in a Triple-A-best five runs in the game...went back to Oakland May 23 and returned to Nashville June 3, going 4-for-5 that day at Round Rock...hit .220 with four home runs and nine RBI in 12 games in July when he bounced between Oakland and Triple-A...joined Nashville for the final time Aug. 7 and hit .325 with seven home runs and 16 RBI in 22 games in August...had a season-best six-game hitting streak from Aug. 13 to 19 (9-for-22, .409)...played for Aragua in the Venezuelan Winter League following the season and hit .352 with seven home runs and 38 RBI in 55 games...ranked second in the league in batting, third in RBI and slugging (.528) and fourth in on-base percentage (.417) and runs (37).

**2017**—Batted .197 with a double, two triples, two home runs and six RBI in 25 games over two stints with Oakland in his Major League debut...also hit .290 with 15 home runs and 54 RBI in 111 games with Triple-A Nashville...struck out 33 times in 76 plate appearances with the A's and his average of 2.30 plate appearances per strikeout was fourth lowest in Oakland history among players with 75 or more plate appearances...fanned 141 times with the Sounds for a total of 174 strikeouts in 586 plate appearances (3.37 plate appearances per strikeout)...with the A's, he hit .245 against right-handed pitchers, .091 against left-handers...had all five of his extra base hits against righties for a .469 slugging percentage...batted .235 during the day, .100 at night...started nine games at shortstop and seven at second base...committed three errors as a shortstop (.942 fielding percentage) and one as a second baseman (.971)...was recalled from Nashville June 24 and made his ML debut that day at Chicago (AL)...went 2-for-5 in a start at second base...at the age of 21 years, 117 days, he became the youngest non-pitcher to make his debut for the A's since Eric Chavez debuted on Sept. 8, 1998 at 20 years, 275 days...struck out in his first at bat but then hit a two-run home run off James Shields in the third inning for his first ML hit...became the fifth player in Oakland history to homer in his ML debut (Tom Wilson, 2001; Scott Brosius, 1991; Terry Steinbach, 1986; Joe Keough, 1968)...is the youngest Athletic to homer since Jose Canseco on Sept. 28, 1985 (21 years, 88 days)...had two more hits the next day against the White Sox to become the first Athletic to start his career with back-to-back multiple hit games since Ramon Hernandez had three straight from June 29-July 1, 1999...stole his first base July 2 against Atlanta...had his first career walk-off hit July 4 against Chicago (AL), a home run off Tommy Kahnle...is the youngest Athletic with a walk-off home since Jimmie Foxx did it at age 20 on May 14, 1928 against Cleveland (source: Elias Sports Bureau)...was batting .190 with two home runs and four RBI in 11 games when he was optioned to Nashville July 8...returned to Oakland when rosters expanded Sept. 1 and hit .207 with two RBI in 14 games during his second stint...made six starts (four at second base, two at shortstop)...was named the A's number two prospect by *Baseball America* following the season...had minor league career highs in strikeouts (141) and matched his best in hits (136) and triples (7)...the strikeouts tied for fifth most in the Pacific Coast League...

tied for third in the A's farm system in triples, tied for fifth in hits, ranked sixth in batting (.290) and slugging (.456), tied for sixth in total bases (214), tied for seventh in stolen bases (15) and tied for ninth in home runs (15)...hit .297 with 14 of his 15 home runs against right-handed pitching, .259 against left-handers...slugged 12 of his 15 home runs on the road...batted .332 in 51 games in the leadoff spot, .311 with runners in scoring position, .309 when leading off an inning and .301 at night...appeared in 83 games at shortstop and 25 games at second base...led PCL shortstops with 18 errors (.950 fielding percentage)...also made three errors as a second baseman (.969)...was a perfect 4-for-4 April 20 at Oklahoma City, his first of three four-hit games (Aug. 17 at Memphis and Aug. 25 vs. Round Rock)...batted .333 with 15 RBI in 22 games in April...then hit safely in his first 11 games in May for his longest hitting streak of the season (15-for-47, .319)...drove in a season-high five runs May 18 at Fresno...had a ninth-inning grand slam and drove in four runs in a 5-2 win at Iowa June 1...was batting .281 with eight home runs and 32 RBI in 68 games when he was promoted to Oakland for the first time June 24...returned to Nashville July 9 and hit .304 with seven home runs and 22 RBI over his final 43 games...had six straight multiple hit games from July 29 to Aug. 5 (14-for-26, .538)...stole eight bases in 25 games in August and hit .349 with 17 RBI.

**2016**—Was named to the Texas League Midseason and Postseason All-Star teams after batting .281 with 10 home runs and 50 RBI in 119 games with Double-A Midland...ranked third in the TL in stolen bases (30), tied for fourth in hits (130), tied for fifth in runs (63), ranked sixth in batting and 10th in on-base percentage (.340)...also went 6-for-17 (.353) with a home run and three RBI in four games with Triple-A Nashville and combined to hit .284 with 11 home runs and 53 RBI in 123 games overall...was named the A's Top Prospect by *Baseball America* following the season...had career highs in hits (136), stolen bases (30), games and at bats (479)...led the A's farm system in steals, ranked fifth in batting, sixth in hits, eighth in total bases (202) and tied for 10th in runs (65), slugging (.422) and on-base percentage (.342)...hit 10 of his 11 home runs against right-handers...hit .337 during the second half of the TL season...hit .389 in the ninth inning...committed 19 errors...15 of those came as a shortstop at Midland, which were the most among TL shortstops...appeared in 85 games overall at shortstop (.953 fielding percentage) and also made four errors in 33 games at second base (.972)...hit .303 with a .357 on-base percentage in 54 games batting leadoff...hit .345 over a 52-game stretch that began on June 14...started at second base for the Southern Division All-Stars in the TL All-Star Game on June 28 at Springfield and went 1-for-2 with a double and a stolen base...was named TL Player of the Week Aug. 1 after going 10-for-20 (.500) with five runs, three doubles, a triple, two home runs and five RBI in five games...finished July with a .423 batting average in 19 games...was transferred to Nashville Aug. 31 and went 6-for-17 (.353) in four regular season games...then hit .421 (8-for-19) with six runs scored, three doubles, two triples, a home run, four RBI and three walks in five postseason games for the Sounds, all at shortstop...played for Mesa in the Arizona Fall League following the season and hit .261 with six doubles and eight RBI in 21 games...ranked third in the AFL in at bats (88)...had a 4-for-4 performance Oct. 18 against Scottsdale...started at shortstop for the East in the AFL Fall-Stars Game on Nov. 5 and went 0-for-2.

**2015**—Batted .302 with 13 home runs and 47 RBI in 90 games with Single-A Stockton and was named a High Class-A All-Star by *Baseball America*...added 22 doubles and three triples for a .500 slugging percentage...missed a month and a half of the season with a strained right wrist...ranked second in the A's farm system in slugging, fourth in batting and tied for eighth in home runs...hit .352 with a 1.009 OPS against left-handed pitching...batted .367 with seven home runs, 17 RBI and a 1.025 OPS in 26 games in the second half...hit .326 with 10 of his 13 home runs at home...batted .447 during the day...appeared exclusively at shortstop on defense and committed 34 errors in 86 games for a .911 fielding percentage...led California League shortstops in errors...batted .326 with 10 doubles, three home runs and 16 RBI in 27 games in May...had two home runs and five RBI May 18 against Modesto...had his first four-hit game of the season June 14 at Rancho Cucamonga to begin a season-ending 33-game stretch in which he hit .393 with eight home runs and 20 RBI...connected for his second two-homer game of the season July 19 against Bakersfield...hit .375 with six home runs and 14 RBI in 19 games in July before going on the disabled list July 21 with a strained right wrist...was reinstated Sept. 5 and went 4-for-9 over his final two games to finish the year with a .302 batting average...hit .375 (3-for-8) with a double and a RBI in three postseason contests for the Ports...was rated as the top prospect in the A's



system and the number two prospect in the California League by *Baseball America* following the season...played for Zulia in the Venezuelan Winter League and batted .183 with two home runs and 14 RBI in 35 games.

**2014**—Joined Vancouver of the Short-Season Single-A Northwest League when the season opened in June...was named the Top Prospect in the Northwest League and the Short-Season Player of the Year by *Baseball America* after batting a career-high .311 with six home runs and 61 RBI in 73 games...also had bests in hit by pitches (10) and on-base percentage (.384)...led the league in hits (90), runs (65), RBI and total bases (139), tied for the lead in doubles (23) and games and ranked third in stolen bases (29) and extra base hits (33)...was named to the Northwest League Midseason All-Star Team...his 65 runs scored led all Short-Season players and his 90 hits and 23 doubles tied for the most...hit .380 with runners in scoring position...had a .447 batting average and a .490 on-base percentage when leading off an inning...appeared exclusively at shortstop on defense and led NL shortstops in games (68), total chances (298) and putouts (91) while tying for the lead in double plays (38)...went 4-for-4 on Opening Day, June 13 at Salem-Keizer, his first of four four-hit games...hit .333 in 17 games in June...had 30 RBI in 30 games in July...stole 15 bases in 26 games in August...went 5-for-18 (.278) with a RBI in four postseason games for the Canadians...was rated as the Blue Jays fifth-best prospect by *Baseball America* following the season.

**2013**—Combined for a .276 batting average with four home runs and 26 RBI in 59 games with Gulf Coast League Blue Jays and Rookie Bluefield in his professional debut...had a career-high seven triples...won the R. Howard Webster Award for the GCL Blue Jays...the award is given annually to the Most Valuable Player at each of the Jays farm teams...led the GCL in extra base hits (26) and slugging percentage (.529) and tied for second in doubles (16) and triples (6)...appeared exclusively at shortstop on defense where he committed 28 errors in 57 games for a .888 fielding percentage...went 2-for-5 with a double and two RBI in his debut June 22 against the Phillies...had his first career two-homer game Aug. 10 against the Phillies...hit .625 (5-for-8) with three RBI in two postseason games for Bluefield...was rated as the Blue Jays fifth-best prospect by *Baseball America* following the season.

## PERSONAL/MISCELLANEOUS

Franklin Jose Barreto (Rojas) was originally signed by Blue Jays scouts Ismael Cruz, Luis Marquez and Rafael Moncada.

### LIFETIME PLAYING RECORD

| Year                | Club          | AVG. | G   | AB   | R   | H   | 2B  | 3B | HR | RBI | SH | SF | HP | BB  | SO  | SB  | CS | SLG  | OBP  | E   |
|---------------------|---------------|------|-----|------|-----|-----|-----|----|----|-----|----|----|----|-----|-----|-----|----|------|------|-----|
| 2013                | GCL Blue Jays | .299 | 44  | 174  | 30  | 52  | 16  | 6  | 4  | 19  | 1  | 0  | 6  | 13  | 42  | 10  | 4  | .529 | .368 | 19  |
|                     | Bluefield     | .204 | 15  | 54   | 4   | 11  | 5   | 1  | 0  | 7   | 0  | 0  | 2  | 2   | 14  | 0   | 2  | .333 | .259 | 9   |
| 2014                | Vancouver     | .311 | 73  | 289  | 65  | 90  | 23  | 4  | 6  | 61  | 0  | 3  | 10 | 26  | 64  | 29  | 5  | .481 | .384 | 26  |
| 2015                | Stockton      | .302 | 90  | 338  | 50  | 102 | 22  | 3  | 13 | 47  | 1  | 6  | 4  | 15  | 67  | 8   | 3  | .500 | .333 | 34  |
| 2016                | Midland       | .281 | 119 | 462  | 63  | 130 | 25  | 3  | 10 | 50  | 1  | 2  | 6  | 36  | 90  | 30  | 15 | .413 | .340 | 19  |
|                     | Nashville     | .353 | 4   | 17   | 2   | 6   | 0   | 1  | 1  | 3   | 0  | 0  | 1  | 0   | 4   | 0   | 2  | .647 | .389 | 0   |
| 2017                | Nashville     | .290 | 111 | 469  | 63  | 136 | 19  | 7  | 15 | 54  | 3  | 2  | 9  | 27  | 141 | 15  | 8  | .456 | .339 | 21  |
|                     | OAKLAND       | .197 | 25  | 71   | 10  | 14  | 1   | 2  | 2  | 6   | 0  | 0  | 0  | 5   | 33  | 2   | 0  | .352 | .250 | 4   |
| 2018                | Nashville     | .259 | 77  | 282  | 54  | 73  | 16  | 1  | 18 | 46  | 0  | 5  | 7  | 39  | 106 | 5   | 2  | .514 | .357 | 7   |
|                     | OAKLAND       | .233 | 32  | 73   | 10  | 17  | 4   | 0  | 5  | 16  | 0  | 0  | 1  | 1   | 29  | 0   | 0  | .493 | .253 | 2   |
| 2019                | OAKLAND       | .123 | 23  | 57   | 6   | 7   | 2   | 0  | 2  | 5   | 0  | 0  | 0  | 1   | 23  | 1   | 0  | .263 | .138 | 5   |
|                     | Las Vegas     | .295 | 98  | 373  | 88  | 110 | 29  | 5  | 19 | 65  | 1  | 2  | 6  | 42  | 113 | 15  | 1  | .552 | .374 | 13  |
| Major League Totals |               | .189 | 80  | 201  | 26  | 38  | 7   | 2  | 9  | 27  | 0  | 0  | 1  | 7   | 85  | 3   | 0  | .378 | .220 | 11  |
| Minor League Totals |               | .289 | 631 | 2458 | 419 | 710 | 155 | 31 | 86 | 352 | 7  | 20 | 51 | 200 | 641 | 112 | 42 | .482 | .352 | 148 |

### CAREER TRANSACTIONS

**2012** — Signed by the Toronto Blue Jays as a non-drafted free agent, July 2. **2014** — Traded to the Oakland Athletics with pitchers Kendall Graveman and Sean Nolin and infielder Brett Lawrie for infielder Josh Donaldson, November 28.

## WILD CARD RECORD

| Year | Club/Opp.   | AVG. | G | AB | R | H | 2B | 3B | HR | RBI | SH | SF | HP | BB | SO | SB | CS | SLG | OBP | E |  |                            |
|------|-------------|------|---|----|---|---|----|----|----|-----|----|----|----|----|----|----|----|-----|-----|---|--|----------------------------|
| 2018 | OAK vs. NYY |      |   |    |   |   |    |    |    |     |    |    |    |    |    |    |    |     |     |   |  | (On roster — did not play) |
| 2019 | OAK vs. TB  |      |   |    |   |   |    |    |    |     |    |    |    |    |    |    |    |     |     |   |  | (On roster — did not play) |

## BARRETO'S CAREER BESTS

**Hits:** 3, August 1, 2018 vs. Toronto  
**Home Runs:** 2, June 22, 2018 at Chicago (AL)-G#1  
**Runs Batted In:** 6, June 22, 2018 at Chicago (AL)-G#1  
**Stolen Bases:** 1 (three times), last: July 7, 2019 at Seattle  
**Hitting Streak:** 3 (three times), last: July 13-16, 2019  
**Hitless Streak (At Bats):** 19, July 16-September 10, 2019  
**Game Ending RBI:** 1, July 4, 2017 vs. Chicago-AL (home run)  
**Grand Slams:** None  
**Pinch-Hit Home Runs:** None  
**Inside-The-Park Home Runs:** None  
**Lead Off Home Runs:** None

**RIGHT-HANDED PITCHER****Height/Weight:** 6-5 / 217**Bats/Throws:** Right / Right**Birthdate:** February 22, 1989**Opening Day Age:** 31**Birthplace/Resides:** Toledo, Ohio / Washington, North Carolina**Major League Service:** 3 years, 130 days**Obtained:** Acquired from the Chicago White Sox with Josh Phegley, Rangel Ravelo and Marcus Semien for Jeff Samardzija and Michael Ynoa, December 9, 2014**Contract Status:** First year of a one-year contract through 2020**CAREER HIGHLIGHTS**

Went 10-5 with a 3.81 ERA in 28 games, 25 starts, in 2019 after going 4-14 with a 3.86 ERA in 40 games, 30 starts, over the first four seasons of his career...was originally drafted by Chicago (AL) in 2011 and made his Major League debut with the White Sox in 2014...was traded to Oakland Dec. 9, 2014 in a six-player deal and has pitched four seasons with the A's (2015-16, 18-19)...did not pitch in the majors in 2017 following May 6, 2016 "Tommy John" surgery...is 12-8 with a 3.62 ERA (77 er in 191.2 ip) and is averaging 8.55 strikeouts per nine innings (182 so in 191.2 ip) in 39 games (32 starts) since the surgery...was 2-11 with a 4.13 ERA and 6.77 strikeouts per nine innings in 29 games (23 starts) before the surgery...has a 33-25 record, five saves and a 3.50 ERA (206 er in 530.1 ip) in 154 games, 80 starts, in eight seasons in the minors...pitched for Glendale in the Arizona Fall League following the 2013 and 2014 seasons.

**2019 HIGHLIGHTS**

Saw the most extensive action of his five-year career, going 10-5 with a 3.81 ERA and .229 opponents batting average in 28 games, including 25 starts...had career highs in every category except losses as he was 4-14 in 40 games over his first four years...had career lows in opponents on-base percentage (.303) and fewest walks per nine innings (2.94)...led the A's with 141 strikeouts, which were the most by an Oakland pitcher since Sonny Gray had 169 in 2015...tied an Oakland record and tied for third in the American League with 13 hit batters...shares the record with Barry Zito, who did it three times (2001, 2005 and 2006)...began his season with 25 starts and concluded the year with three relief appearances...was 10-5 with a 3.95 ERA in his starting assignments, with his last coming on Sept. 13...did not allow a run in 5.0 innings in relief...is 14-19 with a 3.95 ERA in 55 career starts, 0-0 with a 2.60 ERA in 13 relief appearances...went 2-1 with a 1.93 ERA and .179 opponents average over his first five starts through May 16 and 3-3 with a 6.00 ERA and .249 opponents average over his next nine starts leading into the All-Star Break...then went 5-1 with a 3.26 ERA in 14 games after the break...his post-break ERA was seventh lowest in the AL among pitchers with 60 or more innings...went 6-2 with a 3.01 ERA in 13 games at home compared to 4-3 with a 4.54 ERA in 15 games on the road...surrendered five home runs in 68.2 innings at home, 16 in 75.1 innings on the road...is now 7-9 with a 2.86 ERA in 29 career games in the Coliseum, 7-10 with a 4.64 ERA in 39 games in all other ballparks...has yielded just 11 home runs in 151.0 career innings in Oakland (0.66 per nine innings)...was 7-2 with a 2.97 ERA in 14 games during the day, 3-3 with a 4.82 ERA in 14 games at night...tied for third in the AL in day wins...entered the season with a 0-8 record during the day...was 5-1 with a 2.65 ERA in 10 starts following an A's loss...his opponents batting average broke down to .209 (58-for-278) against left-handed hitters compared to .251 (67-for-267) against right-handers...the mark against lefties was sixth lowest in the AL among pitchers with 140 or more innings...surrendered 14 of his 21 home runs and issued 29 of his 47 walks to lefties for a .701 OPS...had a .695 OPS against righties...yielded a .221 average with runners in scoring position...had a .206 opponents batting average the first time through the lineup, .266 the second time and .211 after that...surrendered 12 of his 21 home runs the second time through the lineup...retired all three of his first batters faced in relief and they are 1-for-10 (.100) with two walks and a hit by pitch in his career...had a run support average of 6.69, which was ninth highest in the AL among pitchers with 140 or more innings...received two runs of support or fewer in 13 of his 25 starts and went 2-5 in those games...was 8-0 in 12 starts with support of three runs or more...entered the season with a 2.67 RSA in his career as a starter...has received two runs of support or fewer in 37 of his 55 career starts and is 4-19

in those games...is 10-0 in 18 career starts with run support of three runs or more...had a 2.88 ERA in the first inning, 4.01 from the second inning on...did not commit an error in 19 chances and turned three double plays, which tied for third among AL pitchers...went 5-0 with a 2.23 ERA in seven starts against AL Central teams...opponents were successful in 10-of-12 (83.3%) stolen base attempts off him...the A's were 15-10 (.600) in his starting assignments.

**OAKLAND:** Made the trip to Japan but was one of three inactive players for the two-game series against the Mariners...was placed on the 10-day injured list March 27 retroactive to March 25 with a right lower leg contusion...made one rehab start with Single-A Stockton on April 4 and two with Triple-A Las Vegas on April 9 and 14...was 0-0 with a 3.27 ERA in three starts overall when he was reinstated from the IL and optioned to Las Vegas April 16...was recalled by Oakland the next day when Marco Estrada went on the injured list and spent the rest of the season with the A's...made his first start April 22 against Texas and tossed 5.0 scoreless innings for the win...left his third start on May 4 at Pittsburgh after five innings with a 4-3 lead but Wendelken allowed three runs in the seventh inning for the blown save and loss...it was the first of two times he left with a lead only to have the bullpen blow the save (July 30 vs. Milwaukee)...took the loss on May 9 against Cincinnati to snap the first winning streak of his career, a three-game streak dating back to 2018...went 3-0 with a 2.42 ERA and .194 opponents batting average during the streak, which spanned 11 games (seven starts) dating back to June 27, 2018...the loss was his first since June 22, 2018 at Chicago (AL)...tossed a career-high tying 8.0 innings, did not allow a run, walked two and yielded four hits in a 17-3 win at Detroit on May 16...also struck out seven, giving him 38 strikeouts in 32.2 innings over his first five starts (10.47 per nine innings)...walked a career-high six batters in 3.2 innings in a no decision at Cleveland May 21...is the first Major League pitcher since at least 1908 with a pitching line of 3.2 innings, three hits, three runs, three earned runs, six walks and six strikeouts...that began a seven-start stretch through June 25 where he went 2-2 with a 5.66 ERA and 22 walks in 35.0 innings (5.66 walks per nine innings)...lost consecutive decisions for the only time in 2019 on June 8 at Texas and June 14 against Seattle...did not allow a run in three of his first six starts following the All-Star Break and was 3-1 with a 2.00 ERA over that span...allowed a season-high eight hits but just two runs in a no decision in a 6-5 A's loss at Chicago (NL) on Aug. 5...picked up his eighth win of the season on Aug. 11 at Chicago (AL) and went 3-0 with a 3.86 ERA over his final nine appearances...the winning streak matches his career high...walked just eight (1.93 per nine innings) while striking out 40 (9.64 per nine innings) in 37.1 innings during the streak...tossed a career-high 116 pitches and yielded a season-high tying eight hits in an 8-4 win over Houston on Aug. 17...struck out a career-high 11 and did not walk a batter in 6.0 innings in a 10-2 win over Detroit on Sept. 7...it was the 13th time in Oakland history a pitcher struck out 11 or more without walking a batter, the first time since Dan Straily on April 5, 2013 (11 vs. Houston)...is the seventh pitcher in Oakland history to fan 11 or more in six innings or fewer (last: Trevor Cahill on May 5, 2018 vs. Baltimore)...yielded a career-high tying seven runs in 3.0 innings Sept. 13 at Texas but had a no decision in the A's 14-9 win...then pitched in relief in each of his final three appearances beginning Sept. 20 and did not allow a run (5.0 ip, 1 h, 2 bb, 9 so)...was on the A's roster for the AL Wild Card game but did not pitch.

## CAREER

**2018**—Had seven stints with Oakland in his return to the majors following “Tommy John” surgery in 2016...went 2-3 with a 3.02 ERA and .221 opponents batting average in 11 games, including seven starts...the ERA and opponents batting average were career lows as was his .315 slugging percentage and .624 OPS...his opponents batting average included a mark of .218 against left-handed hitters compared to .223 against right-handers...surrendered three of his four home runs to righties...yielded a .195 batting average to batters leading off an inning but walked eight for a .340 on-base percentage...three of the four home runs he allowed were solo shots...opponents hit .205 with runners in scoring position...had a .189 opponents average with two outs and .137 with two strikes...the opponents four and five hitters were a combined 3-for-38 (.079)...was 2-3 with a 3.19 ERA and .236 opponents batting average in his seven starts, 0-0 with a 2.45 ERA and .162 opponents average in four relief appearances...did not allow a run in the first inning (7.0 ip) and had a 1.73 ERA over innings 1-3...logged a 4.57 ERA and surrendered all four of his home runs from the fourth inning on...received two runs of support or fewer in five of his seven starts and his RSA as a starter was 3.19...was recalled for the first time April 20 but did not pitch before he was optioned back to Nashville April 26...also did not appear in a game during his second stint,

which lasted one day on May 26...was recalled for a third time June 9 and started that day at Kansas City...allowed a run on three hits and a walk in a season-high 7.0 innings but was the losing pitcher in the A's 1-0 loss...it was his first Major League appearance since April 28, 2016 at Detroit as he had UCL reconstruction surgery on May 6, 2016...was optioned back to Nashville the next day...made two starts during his fourth stint June 14-22 and took the loss in each outing to extend his losing streak to a career-high nine games...that tied for the third-longest losing streak in Oakland history and was the longest since Bob Welch also lost nine straight from Sept. 5, 1993-May 11, 1994...compiled a 5.56 ERA and .290 opponents batting average during the streak, which spanned 13 starts dating from Aug. 21, 2015 to June 22, 2018...stint number five began June 27 and he combined with Petit and Trivino on a three-hit shutout in the A's 3-0 win at Detroit that day...it was his first Major League victory since Aug. 4, 2015 against Baltimore...tossed six innings and allowed two of the hits but walked five...went 2-0 with a 2.59 ERA and .212 opponents batting average over his final eight games, including four starts...the winning streak was the first of his career...was 2-0 with a 2.87 ERA during his fifth stint before he was optioned to Nashville July 12...returned Aug. 26, allowing one run on four hits in 4.2 innings in a no decision at Minnesota that day, and was optioned back to Nashville the next day...was called back for his seventh and final stint Sept. 7 and pitched exclusively in relief following his return, all in games started by an opener...tossed three innings in three of the four games and had a 2.45 ERA and .162 opponents batting average in the four games...went 5-5 with a 4.30 ERA in 18 games, including 14 starts, with Triple-A Nashville...was 2-3 with a 6.10 ERA and .314 opponents batting average over his first 10 games (seven starts) through June 2...then went 3-2 with a 2.70 ERA and .230 opponents batting average over his final eight games (seven starts) following his July 12 option from Oakland...surrendered six home runs in 81.2 innings, an average of 0.66 per nine innings...struck out 83, an average of 9.15 per nine innings, and walked 25 for a strikeout-to-walk ratio of 3.32...allowed a .271 opponents batting average, including .215 against left-handed hitters compared to .313 against right-handers...had a .573 OPS against lefties, .817 against righties...was 3-1 with a 2.18 ERA in 10 games at home, 2-4 with a 6.94 ERA in eight games on the road...surrendered five of his six home runs on the road...went 1-1 with a 1.59 ERA in four relief appearances, 4-4 with a 5.01 ERA in 14 starts...tossed at least four innings in all four of his relief appearances but tossed four innings or fewer in six of his 14 starts...allowed one run or fewer in eight of his 18 appearances...began the season in the bullpen and was 1-0 with a 0.69 ERA in three appearances when he was recalled by Oakland April 20...tossed at least 4.0 innings in each appearance and did not allow a run over his first 9.0 innings...was optioned back to Nashville April 26 and picked up his first win as a starter May 22 against Colorado Springs when he allowed just one run in 5.0 innings...struck out a season-high eight in a no decision May 28 against Oklahoma City...took the loss in his first start following his July 12 option from Oakland but then went 3-0 with a 3.00 ERA over his next four starts from July 24 to Aug. 10...tossed a season-high 8.0 innings and allowed just one run on three hits in a 3-1 win over Sacramento Aug. 4...allowed one run in three consecutive starts from Aug. 4-15 (3 er in 19.1 ip, 1.40 ERA)...pitched in relief of Daniel Mengden on Aug. 21 at Round Rock and allowed two runs in 4.0 innings for the loss...logged one scoreless inning in his final start Aug. 31 against Memphis and finished August 2-1 with a 1.85 ERA and .218 opponents average in five games, four starts.

**2017**—Began the season on Oakland's disabled list as he continued his recovery from May 6, 2016 UCL reconstruction surgery and spent the entire season in the minors...went 0-1 with a 2.77 ERA in seven games, all starts, with Single-A Stockton and 4-2 with a 6.21 ERA in 17 games, two starts, with Triple-A Nashville...combined for a 5-3 record and a 5.33 ERA in 24 games, nine starts, overall...allowed a .260 opponents batting average, including .243 against right-handed hitters compared to .282 against left-handers...surrendered three home runs in 50.2 innings, an average of 0.53 per nine innings...yielded a .341 average with runners in scoring position, but that dropped to .167 with RISP and two outs...opponents hit .174 with a .269 on-base percentage when leading off an inning...was 1-2 with a 4.37 ERA in his nine starting assignments, 3-1 with a 6.11 ERA in 15 relief appearances...tossed at least two innings in 10 of his 15 relief outings...allowed 2-of-9 (22.2%) inherited runners to score...began his rehab assignment with Stockton April 29 and did not allow a run in two starts with the Ports (7.0 ip) before he was moved up to Nashville May 8...struck out a season-high six in 4.0 innings of relief the next day against El Paso...then tossed a season-high 5.0 shutout innings for the win in a start at Fresno May 15...was 1-1 with a 4.79 ERA in five games when his rehab assignment was halted May 24...resumed pitching June

28 back at Stockton and had four scoreless outings (4.2 ip) before allowing four runs on six hits in 1.1 innings in a loss to Inland Empire July 12...was moved up to Nashville July 16 and pitched in relief...made three more rehab appearances before he was reinstated from the DL and optioned to Nashville July 25...spent the remainder of the season pitching in relief, posting a 5.12 ERA in 11 appearances following his option...did not allow a run in five of his last seven outings (1.93 ERA).

**2016**—Was on the A's Opening Day roster and went 0-2 with a 6.11 ERA in five starts before going on the disabled list April 29 with an elbow injury...had UCL reconstruction surgery on May 6 and missed the remainder of the season...surrendered five home runs in 28.0 innings after yielding five home runs in 86.0 innings in 2015...allowed a .294 opponents batting average, which included .210 against left-handed hitters compared to .386 against right-handers...had a .661 OPS against lefties, 1.067 against righties...received two runs of support or fewer in each of his five starts and averaged 2.89 runs of support per game...tossed 7.0 innings in back-to-back starts April 10 at Seattle and April 17 against Kansas City...allowed one unearned run against the Mariners and two runs against the Royals but had a no decision in each contest, both A's wins...allowed a career-high seven runs on a career-high 10 hits in just 3.2 innings in his final start April 28 at Detroit...was placed on the disabled list April 29 and had surgery on his elbow May 6 at Beacon Orthopedics in Cincinnati...the surgery was performed by Dr. Timothy Kremchek and involved an ulnar collateral ligament reconstruction with an ipsilateral palmaris longus graft.

**2015**—Split his first season in the A's organization between Oakland and Triple-A Nashville...went 1-8 despite a 3.56 ERA and .244 opponents batting average in 18 games, including 13 starts, over four stints with the A's...his .111 winning percentage was the lowest in the majors among pitchers with at least 10 games started and tied for fourth lowest in Oakland history...the last Major League pitcher with at least 10 starts, an ERA under 3.75 and a winning percentage of .111 or less was Zane Smith, for the Braves and Expos in 1989...no American League pitcher has done it since 1968 when Rickey Clark (California) and Fred Talbot (New York) both did it...received one run of support or fewer in nine of his 13 starts and his season run support average as a starter was 2.15...surrendered just five home runs in 86.0 innings for an average of 0.52 home runs per nine innings...that ranked third best in the AL among pitchers with at least 81.0 innings...had a .244 opponents batting average, including .217 against lefties...walked 21 batters in 75.1 innings as a starter (2.51 per nine innings), nine in 10.2 innings in relief (7.59)...had a 7.62 ERA and .379 opponents batting average in the first inning compared to a 2.84 ERA and .214 opponents average from the second inning on...appeared in eight games, including three starts, over his first three stints (April 23-May 9, June 30-July 5 and July 11)...returned for good July 25 and went 1-6 with a 3.86 ERA over his final 10 starts...tossed at least five innings and allowed three runs or fewer while going 0-4 over a five start stretch from June 30 to July 30 to become the sixth pitcher in Oakland history to toss at least five innings and allow three runs or fewer in five consecutive games without recording a win (last: Vin Mazzaro, Aug. 3-26, 2010)...combined with Fernando Rodriguez and Fernando Abad on a seven-hit shutout in the A's 5-0 win over Baltimore Aug. 4 in Oakland for his first win as an Athletic...it was part of a career-high 18.0-inning scoreless streak...struck out a career-high 10 batters in 6.2 innings Aug. 9 against Houston...tossed a career-high 8.0 innings Aug. 15 at Baltimore...did not pitch from Aug. 27 to Sept. 23 due to a strained right shoulder...then started three of the A's final 10 games and went 0-2 with a 7.82 ERA...went 2-7 with a 3.65 ERA and .230 opponents batting average in 13 games, including 10 starts, in his Triple-A debut with Nashville...allowed just one home run in 69.0 innings and that came to the third batter he faced in his first start...was 1-1 with a 3.38 ERA in three games before his April 23 promotion to Oakland...went 1-5 with a 3.83 ERA in nine games following his May 11 option...struck out a season-high 11 batters in 6.0 innings June 3 against Salt Lake...tossed a six-inning complete game June 8 at New Orleans.

**2014**—Made his Major League debut with the Chicago White Sox, going 1-1 with a 3.94 ERA in six games, five starts...did not allow a home run in 29.2 innings...was selected from Double-A Birmingham Aug. 30 and made his debut with a start that day in the second game of a double-header against Detroit...was the losing pitcher in the White Sox 8-4 loss (6.1 ip, 7 h, 5 r, 5 er, 4 bb, 4 so)...faced Kyle Ryan, who also made his debut, marking the second game in White Sox history to feature two starting pitchers making their ML debut (also Sept. 21, 1963 at Detroit; Fritz Ackley vs. Denny McClain)...was optioned to Triple-A Charlotte following the game but returned to



Chicago Sept. 2...was credited with his first win Sept. 22 at Detroit when he combined with Jake Petricka on a 2-0 six-hit shutout...tossed 7.2 innings and allowed six of the hits...began the season on the disabled list at Double-A Birmingham with a broken right finger and missed the first three and one-half months of the season...had a three-game rehab assignment with the White Sox affiliate in the Arizona Rookie League and was reinstated from the DL and sent to Birmingham July 26...combined for a 3-1 record and a 2.08 ERA in nine games, eight starts, with the two clubs...struck out 49 in 43.1 innings, an average of 10.18 per nine innings...surrendered just two home runs...allowed a .217 opponents batting average, including .163 against right-handed hitters and .191 with runners in scoring position...was named Southern League Pitcher of the Week for the week of Aug. 4-10 after picking up his first win with 6.0 shutout innings Aug. 9 against Huntsville...struck out a season-high 11 and allowed just three hits...pitched for Glendale in the Arizona Fall League following the season and was named to the AFL Top Prospects Team after going 1-1 with a 0.69 ERA in six relief appearances...struck out 22 and walked just three in 13.0 innings while holding the opposition to a .184 batting average.

**2013**—Combined to go 11-4 with a 3.08 ERA and 138 strikeouts over 26 starts between Single-A Winston-Salem and Double-A Birmingham...ranked among White Sox organizational leaders in strikeouts (1st), ERA (4th) and wins (t-5th)...had a 2.10 ERA in April and 1.76 in August...limited righties to a .197 average...was promoted to Birmingham July 16...helped guide the Barons to the Southern League Championship...went 2-0 with a 0.71 ERA over two starts in the SL playoffs...appeared in 10 games with the Glendale Desert Dogs of the Arizona Fall League, going 1-0 with a 0.90 ERA and nine strikeouts in 10.0 innings.

**2012**—Spent the season with Single-A Winston-Salem...led the Dash in appearances (38)...went 1-2 with a 2.98 ERA and four saves in 28 relief appearances, compared to 4-2 with a 4.25 ERA over 10 starts...held right-handers to a .200 average...posted a 1.75 ERA over his first 17 games of the season...struck out a season-high eight batters Aug. 22 at Lynchburg.

**2011**—Went a combined 3-1 with a 1.82 ERA and 41 strikeouts in 23 games with Advanced Rookie Bristol, Single-A Kannapolis and Winston-Salem...began the season with Bristol, was promoted to Winston-Salem July 8 and then sent to Kannapolis July 13.

## PERSONAL/MISCELLANEOUS

Christopher M. Bassitt was originally signed by White Sox scout Phil Gulley...attended the University of Akron and earned All-Mid American Conference honors in 2011...graduated from Genoa Area (Ohio) High School in 2007, where he earned all-league honors in baseball and basketball...helped lead the baseball team to consecutive league titles during his junior and senior seasons.

## LIFETIME PITCHING RECORD

| Year                | Club          | W  | L  | ERA  | G  | GS | CG | SHO | SV | IP    | H   | R   | ER  | HR | HB | BB  | IBB | SO  | WP | BK |
|---------------------|---------------|----|----|------|----|----|----|-----|----|-------|-----|-----|-----|----|----|-----|-----|-----|----|----|
| 2011                | Bristol       | 0  | 0  | 1.08 | 6  | 0  | 0  | 0   | 0  | 8.1   | 9   | 1   | 1   | 0  | 0  | 2   | 0   | 11  | 0  | 0  |
|                     | Winston-Salem | 0  | 0  | 5.40 | 1  | 0  | 0  | 0   | 0  | 1.2   | 2   | 1   | 1   | 0  | 1  | 0   | 0   | 1   | 0  | 0  |
|                     | Kannapolis    | 3  | 1  | 1.82 | 16 | 0  | 0  | 0   | 1  | 24.2  | 18  | 6   | 5   | 1  | 2  | 6   | 0   | 29  | 4  | 0  |
| 2012                | Winston-Salem | 5  | 4  | 3.66 | 38 | 10 | 0  | 0   | 4  | 91.0  | 74  | 45  | 37  | 6  | 4  | 54  | 1   | 75  | 3  | 0  |
| 2013                | Winston-Salem | 7  | 2  | 3.46 | 18 | 18 | 0  | 0   | 0  | 101.1 | 90  | 50  | 39  | 9  | 5  | 42  | 0   | 101 | 7  | 0  |
|                     | Birmingham    | 4  | 2  | 2.27 | 8  | 8  | 0  | 0   | 0  | 47.2  | 35  | 16  | 12  | 2  | 4  | 17  | 0   | 37  | 1  | 0  |
| 2014                | AZL White Sox | 0  | 0  | 4.15 | 3  | 2  | 0  | 0   | 0  | 8.2   | 9   | 4   | 4   | 0  | 1  | 3   | 0   | 13  | 1  | 0  |
|                     | Birmingham    | 3  | 1  | 1.56 | 6  | 6  | 0  | 0   | 0  | 34.2  | 26  | 10  | 6   | 2  | 2  | 14  | 0   | 36  | 0  | 0  |
|                     | CHICAGO (AL)  | 1  | 1  | 3.94 | 6  | 5  | 0  | 0   | 0  | 29.2  | 34  | 13  | 13  | 0  | 3  | 13  | 1   | 21  | 0  | 0  |
| 2015                | Nashville     | 2  | 7  | 3.65 | 13 | 10 | 1  | 0   | 0  | 69.0  | 59  | 30  | 28  | 1  | 3  | 19  | 0   | 70  | 3  | 1  |
|                     | OAKLAND       | 1  | 8  | 3.56 | 18 | 13 | 0  | 0   | 0  | 86.0  | 78  | 36  | 34  | 5  | 9  | 30  | 0   | 64  | 5  | 0  |
| 2016                | OAKLAND       | 0  | 2  | 6.11 | 5  | 5  | 0  | 0   | 0  | 28.0  | 35  | 20  | 19  | 5  | 0  | 14  | 0   | 23  | 2  | 0  |
| 2017                | Stockton      | 0  | 1  | 2.77 | 7  | 7  | 0  | 0   | 0  | 13.0  | 9   | 4   | 4   | 0  | 0  | 4   | 0   | 14  | 0  | 0  |
|                     | Nashville     | 4  | 2  | 6.21 | 17 | 2  | 0  | 0   | 0  | 37.2  | 41  | 26  | 26  | 3  | 4  | 16  | 0   | 31  | 0  | 0  |
| 2018                | Nashville     | 5  | 5  | 4.30 | 18 | 14 | 0  | 0   | 0  | 81.2  | 86  | 42  | 39  | 6  | 8  | 25  | 0   | 83  | 3  | 0  |
|                     | OAKLAND       | 2  | 3  | 3.02 | 11 | 7  | 0  | 0   | 0  | 47.2  | 40  | 21  | 16  | 4  | 4  | 19  | 0   | 41  | 2  | 0  |
| 2019                | Stockton      | 0  | 0  | 0.00 | 1  | 1  | 0  | 0   | 0  | 3.0   | 0   | 0   | 0   | 0  | 0  | 0   | 0   | 7   | 0  | 0  |
|                     | Las Vegas     | 0  | 0  | 4.50 | 2  | 2  | 0  | 0   | 0  | 8.0   | 8   | 4   | 4   | 2  | 1  | 2   | 0   | 9   | 1  | 0  |
|                     | OAKLAND       | 10 | 5  | 3.81 | 28 | 25 | 0  | 0   | 0  | 144.0 | 125 | 66  | 61  | 21 | 13 | 47  | 0   | 141 | 3  | 0  |
| Major League Totals |               | 14 | 19 | 3.84 | 68 | 55 | 0  | 0   | 0  | 335.1 | 312 | 156 | 143 | 35 | 29 | 123 | 1   | 290 | 12 | 0  |

## CAREER TRANSACTIONS

**2011** — Selected by the Chicago White Sox organization in the 16th round of the First-Year Player Draft. **2014** — Traded to the Oakland Athletics with catcher Josh Phegley and infielders Rangel Ravelo and Marcus Semien for pitchers Jeff Samardzija and Michael Ynoa, December 9. **2016** — On the disabled list, April 29 to October 6. **2017** — On the disabled list, March 30 to July 24; included rehabilitation assignments to Stockton, April 29 to May 7 and June 28 to July 15, and Nashville, May 8 to 23 and July 16 to 24. **2019** — On the injured list, March 25 to April 15; included rehabilitation assignments to Stockton, April 4 to 8, and Las Vegas, April 9 to 15.

## WILD CARD RECORD

| Year | Club/Opp.  | W | L | ERA | G | GS | CG | SHO | SV | IP | H | R | ER | HR | HB | BB | IBB | SO | WP | BK |                             |
|------|------------|---|---|-----|---|----|----|-----|----|----|---|---|----|----|----|----|-----|----|----|----|-----------------------------|
| 2019 | OAK vs. TB |   |   |     |   |    |    |     |    |    |   |   |    |    |    |    |     |    |    |    | (On roster — did not pitch) |

## BASSITT'S CAREER BESTS

**Low Hit Complete Game:** None

**Innings Pitched:** 8.0 (twice), last: May 16, 2019 at Detroit. As reliever: 4.1, April 25, 2015 vs. Houston

**Strikeouts:** 11, September 7, 2019 vs. Detroit. As reliever: 5 (twice), last: September 22, 2019 vs. Texas

**Pitches:** 116, August 17, 2019 vs. Houston

**Longest Winning Streak:** 3 (twice), last: August 11, 2019 to present

**Longest Losing Streak:** 9, August 21, 2015 to June 22, 2018

**Longest Scoreless Streak:** 18.0, July 30 to August 9, 2015

**RIGHT-HANDED PITCHER****Height/Weight:** 6-1 / 196**Bats/Throws:** Right / Right**Birthdate:** December 4, 1993**Opening Day Age:** 26**Birthplace/Resides:** Antioch, California / Scottsdale, Arizona**Major League Service:** 1 year, 124 days**Obtained:** Acquired from the Seattle Mariners for Danny Valencia, November 12, 2016**Contract Status:** First year of a one-year contract through 2020**CAREER HIGHLIGHTS**

Made his Major League debut with Oakland in 2017 and is 5-6 with a 5.18 ERA in 20 games, including 17 starts over three seasons with the A's...missed the final 36 games of 2017 and all but a month of 2018 due to two stints on the DL...was originally selected by the Cubs as a supplemental pick following the first round of the 2012 draft but was traded twice in 2016...was sent to the Mariners prior to the trading deadline in the Mike Montgomery deal and was traded to the A's following the season for Danny Valencia...is 45-26 with a 3.47 ERA (244 er in 632.1 ip) in 130 games (122 starts) in eight seasons in the minors...was named to Midseason All-Star teams in the Pacific Coast League in 2017 and 2019, the Southern League in 2016 and the Midwest League in 2014.

**2019 HIGHLIGHTS**

Was 0-2 with a 10.64 ERA in four games, including one start, over three stints with Oakland...allowed 19 hits in 11.0 innings for a .380 opponents batting average...yielded a .333 (8-for-24) batting average and .907 OPS against right-handed hitters compared to .423 (11-for-26) with a 1.256 OPS against left-handers...had a .476 opponents average with the bases empty, .310 with runners on...allowed his only inherited runner to score and first batters faced were 2-for-3 (.667)...opponents were 5-for-5 in stolen base attempts with him on the mound after going 4-for-9 (44.4%) over his first two seasons...did not commit an error in five chances and has not made an error in 20 games and 14 chances in his career...was recalled for the first time June 8 as the 26th man for the doubleheader at Texas and started the day game...allowed five runs on five hits and three walks in 3.0 innings and took the loss in a 10-5 decision...returned to Las Vegas following the game...did not pitch during his second stint with Oakland on July 5...recalled for a third time when rosters expanded on Sept. 1 and had a loss and a 9.00 ERA in three September relief appearances...they were the first relief appearances of his career after 17 starts...allowed at least one run in all four of his outings...including Sept. 9 at Houston when he yielded six runs on eight hits in five innings of relief in the A's 15-0 loss.

**LAS VEGAS:** Went 11-3 with a 4.34 ERA in 24 games, including 22 starts, with Las Vegas and was named Most Valuable Pitcher on the Aviators...led the Pacific Coast League in winning percentage (.786), tied for second in wins, ranked fourth in ERA, seventh in opponents batting average (.265) and eighth in innings pitched (132.2)...was named to the PCL Midseason All-Star Team...led the A's farm system in wins and winning percentage, ranked sixth in innings pitched, seventh in ERA and opponents batting average and tied for eighth in games started...had minor league career highs in wins, runs (70), earned runs (64) and home runs (18)...his opponents batting average broke down to .265 (59-for-223) with a .759 OPS against left-handed hitters compared to .266 (74-for-278) with a .747 OPS against right-handers...his career splits are .256 against lefties, .255 against righties...opponents hit .292 with runners in scoring position but they were 0-for-7 with the bases loaded...yielded a .313 average to batters leading off an inning...was 7-2 with a 5.04 ERA in 16 games before the All-Star Break...then went 4-1 with a 3.06 ERA in eight games after the break...was 5-0 with a 2.31 ERA and .206 opponents batting average in six starts following an Aviators loss...struck out a career-high tying eight batters and logged a season-high 98 pitches in 5.0 innings in his first start on April 6, a 12-5 win at El Paso...then tossed a season-high 7.0 innings April 11 against Las Vegas, his first of six outings of exactly seven innings...was 2-0 with a 3.38 ERA over his first three starts but then yielded eight runs on eight hits in a season-low

2.0 innings in a 15-7 loss to El Paso on April 24...followed that up by tossing 6.0 scoreless innings on April 29 for the win at Round Rock (3 h, 0 bb, 4 so)...that began a season-high five-game winning streak that ran through June 25...compiled a 4.94 ERA and .260 opponents batting average during the streak, which spanned 10 starts...issued a season-high four walks May 10 against Salt Lake...matched his career-high with eight strikeouts June 2 at Sacramento...was 6-1 with a 4.55 ERA in 11 starts when he was recalled by Oakland June 8 as the 26th man for a doubleheader that day at Texas...was returned to Las Vegas following the game and went 5-2 with a 4.18 ERA over his final 13 games...allowed a career-high 10 runs on a career-high tying 11 hits in 4.1 innings against Sacramento on June 20 but had a no decision in an 11-10 Aviators win...was 2-0 despite a 7.18 ERA and .318 opponents batting average in five starts in June...then went 1-2 with a 2.42 ERA in four games in July, which was his lowest single-month ERA in 2019...made his first relief appearance of the season July 6 at Albuquerque after Parker Dunshee lasted just one inning...took the loss that day to begin his only losing streak of the season...went 0-2 with a 3.32 ERA over a three-game stretch from July 6 to 21...had scoreless outings on July 16 at Tacoma (7.0 ip), July 28 at El Paso (7.0 ip) and Aug. 9 at Iowa (7.0 ip)...went 4-0 with a 2.83 ERA over his final six games beginning July 28...walked just four batters in 35.0 innings (1.03 per nine innings)...yielding just one run in 4.1 innings in his second relief appearance Aug. 15 against Albuquerque...allowed six runs on 10 hits in 4.2 innings in his final start on Aug. 26 at Albuquerque but had a no decision in an 8-7 loss...was 3-0 with a 3.54 ERA in five games in August...did not pitch during the postseason as he was recalled by Oakland when rosters expanded on Sept. 1.

## CAREER

**2018**—Was limited to just six starts with Oakland due to two stints on the disabled list...began the season on the DL with a strained right forearm, went 2-3 with a 7.16 ERA in six starts from June 7 to July 6 and then missed the remainder of the season with right elbow lateral epicondylitis...walked six batters in 27.2 innings, an average of 1.95 per nine innings...allowed a .303 opponents batting average, including .283 against right-handed hitters compared to .317 against left-handers...issued just one walk to a batter leading off an inning but allowed a .300 batting average in that situation...had a .327 opponents average the first time through the lineup, .222 the second time and .467 after that...yielded a .225 batting average and both of his home runs with the bases empty, .447 with runners on...had a .375 opponents average with runners in scoring position...was 2-1 with a 5.93 ERA in three starts at home, 0-2 with an 8.36 ERA in three starts on the road...began the season on the 10-day disabled list with a strained right forearm...was transferred to the 60-day DL April 5 and was sent to Single-A Stockton on a rehab assignment May 31...started that day against Modesto and had a no decision in the Ports 6-3 win (3.2 ip, 8 h, 3 r, 3 er, 1 bb, 1 so, 62 pitches)...was reinstated from the DL June 7 and allowed one run in 6.0 innings for the win that day against Kansas City...allowed a career-high eight runs in 1.1 innings in a 13-5 loss to Houston on June 13...tossed 6.1 shutout innings for the win on June 29 against Cleveland...struck out a career-high five batters against the Indians, ending a career-opening streak of 14 consecutive starts of four strikeouts or fewer and more than one inning pitched...that was the longest such streak by an A's pitcher in 86 years (21, Tony Freitas, May 31-Sept. 18, 1932)...allowed six runs on seven hits in 4.0 innings for the loss July 6 at Cleveland in his final appearance of the season...was placed on the DL July 8 retroactive to July 7.

**2017**—Made both his Triple-A and Major League debuts in 2017...spent the first three months of the season at Nashville where he went 5-6 with a 3.05 ERA in 15 games, including 14 starts...was promoted to Oakland July 1 and compiled a 3-1 record and a 3.22 ERA in 10 starts before a right hand contusion ended his season Aug. 23...struck out just 22 batters in 58.2 innings with the A's, an average of 3.38 per nine innings...that was the lowest mark in the majors among pitchers with 50 or more innings pitched...it was second lowest by an A's pitcher over the last 27 years (Saarloos, 2.99 in 2005)...went 1-1 with a 2.25 ERA and .212 opponents batting average over his first five starts through July 26...then went 2-0 despite a 4.39 ERA and .315 opponents average over his final five starts...allowed a .262 opponents batting average, including .225 against left-handed hitters compared to .294 against right-handers...yielded four of his five home runs to righties but issued 11 of his 16 walks to lefties...had a .585 OPS against lefties, .773 against righties...was 2-1 with a 1.47 ERA and .222 opponents batting average in five starts...logged a 1.50 ERA over the first three innings of a game, a 5.02 ERA from the fourth inning on...opponents hit .133 with runners in scoring position and two outs...had a .212 opponents average the first time through the

lineup, .294 after that...allowed one run or fewer in five of his 10 starts and four runs or more four times...ranked second in the Pacific Coast League in ERA (3.05) and fourth in opponents batting average (.231) when he was promoted to Oakland July 1...made his Major League debut that day against Atlanta and had a no decision in the A's 4-3 loss...allowed just one unearned run in 6.0 innings of work and retired 14 of the final 16 batters he faced...tossed a career-high 7.2 innings and allowed one run in the A's 7-4 victory at Seattle July 6 to earn his first ML win...walked one batter in each outing to become the first Athletics pitcher since at least 1913 to toss six or more innings, allow one run or fewer and walk one batter or fewer in each of his first two games...is the eighth Major Leaguer to do it...was charged with his first loss in a 7-5 decision at New York (NL) July 21...combined with Dull, Casilla and Treinen on a six-hit shutout in the A's 5-0 win at Los Angeles (AL) Aug. 5...tossed 6.2 innings and yielded five of the hits...tossed 4.0 innings Aug. 16 against Kansas City to snap a career-opening streak of eight consecutive games of more than five innings pitched...that was the second-longest such streak in Oakland history to Willie Adams, who had a 10-game streak in 1996...tossed 4.0 scoreless innings in his final start Aug. 22 at Baltimore and left the game early with a right hand contusion...was placed on the 10-day disabled list Aug. 25 retroactive to Aug. 23 and missed the remainder of the season...was transferred to the 60-day DL Sept. 5...was named to the PCL Midseason All-Star team while pitching for Nashville...went 4-2 with a 1.84 ERA over his last eight starts after going 1-4 with a 4.54 ERA over his first seven games (six starts)...his opponents batting average included a .216 mark against right-handed hitters compared to .247 against left-handers...was 2-2 with a 2.08 ERA and .177 opponents average in six starts on the road...struck out a season-high eight batters in back-to-back starts on April 15 against Colorado Springs and April 21 at Oklahoma City...picked up his first win April 28 against New Orleans and went 1-2 despite a 1.64 ERA and .195 opponents batting average in four starts in April...put together consecutive wins for the only time on May 19 at Sacramento and May 24 against Omaha...tossed 6.0 scoreless innings against the River Cats (2 h, 2 bb, 4 so) and 7.0 scoreless innings against the Storm Chasers (5 h, 2 bb, 6 so) as part of a 14.0-inning scoreless streak from May 19 to 29...compiled a 2-1 record and a 1.75 ERA in five starts in June.

**2016**—Began the season at Double-A Tennessee in the Chicago Cubs organization and was 6-4 with a 3.17 ERA in 18 starts when he was traded to the Seattle Mariners organization July 20... was assigned to Double-A Jackson and went 3-1 with a 3.54 ERA in eight games (seven starts) with the Generals...combined for a 9-5 record and a 3.28 ERA in 26 games (25 starts) overall... surrendered just eight home runs in 143.0 innings, an average of 0.50 per nine innings...ranked fourth in the Southern League in fewest walks per nine innings (2.12), tied for fourth in games started, sixth in ERA and innings pitched and tied for eighth in wins...tied for the lead among SL pitchers with 40 total chances...was named to the SL Midseason All-Star Game after going 4-2 with a 2.53 ERA in 14 starts before the All-Star Break...opponents hit .217 with runners in scoring position...was 6-3 with a 2.16 ERA in 12 starts on the road...went 1-for-15 (.067) with two strikeouts as a hitter...allowed a run in his first inning of the season April 8 against Mobile... would not allow another earned run until the first inning on May 11 at Montgomery for a streak of 37.0 consecutive innings without an earned run...yielded five runs during the streak...had a 22.0-inning scoreless streak from April 8 to 23...was named SL Pitcher of the Week for the week of April 18-24 after going 2-0 in two starts (15.0 ip, 9 h, 2 r, 0 er, 3 bb, 4 so)...went 3-0 with a 0.29 ERA and .210 opponents batting average in five starts in the month of April...the ERA was second lowest in all of the minor leagues in the first month of the season...allowed just three runs (one earned) and did not allow a home run in 31.0 innings...yielded three unearned runs in 7.0 innings in his first start of May to lower his season ERA to 0.24...his ERA stood at 0.96 over his first nine starts through May 22...pitched for the North All-Stars in the Southern League All-Star Game on June 21 at Pearl, Miss. and retired the side in order in the third inning (2 so)...was traded to the Seattle Mariners with infielder Daniel Vogelbach for pitcher Mike Montgomery and minor league pitcher Jordan Pries, July 20...combined on a four-hit shutout in a 9-0 win at Birmingham Aug. 20...logged 7.0 innings and allowed just one hit...tossed a season-high 8.1 innings in his final start on Aug. 30 at Biloxi for the win...went 3-0 with a 3.74 ERA in six games in the month of August...then had a win and a 4.50 ERA (12.0 ip, 17 h, 6 r, 6 er, 2 bb, 6 so, 2 hr) in two postseason starts for Jackson...started and won Game 3 of the SL Championship Series to complete the Generals sweep of Mississippi for the SL Championship.

**2015**—Went 7-5 with a 3.11 ERA in 18 starts with Single-A Myrtle Beach in a season shortened by two stints on the disabled list...surrendered just three home runs in 89.2 innings, an average of 0.30 per nine innings...went 3-2 with a 1.31 ERA and .218 opponents average in eight starts after the All-Star Break...the Pelicans won all six of his starts in which he had a no decision and they were 13-5 (.722) in his starting assignments...allowed one run or fewer in 10 of his starts and walked one batter or fewer 12 times...had a 12-start, 66.1-inning homerless streak from April 25 to Aug. 15...went 2-0 with a 2.53 ERA over a four-start stretch from May 16 to June 5... was placed on the disabled list June 12 with a sprained right ankle...was reinstated from the DL July 13...went 2-2 but did not allow an earned run in four of his first six starts following his return (0.55 ERA)...allowed just one run in four starts in July and was 1-1 with a 0.45 ERA...tossed 2.0 scoreless innings Aug. 29 against Wilmington and went on the DL the next day with a strained right forearm...missed the remainder of the season.

**2014**—Spent the entire season at Single-A Kane County and went 9-4 with a 3.23 ERA in 24 starts...surrendered just six home runs in 117.0 innings, an average of 0.46 per nine innings... ranked second in the Cubs farm system and 10th in the Midwest League in ERA...also tied for 10th in the league in wins and was named to the MWL Midseason All-Star Team...the Cougars were 17-7 (.708) in his starting assignments...combined on a one-hit shutout in a 1-0, seven-inning win in the second game of a doubleheader at Bowling Green April 15...tossed six innings and allowed the only hit...that began a seven-start stretch from April 15 to May 22 during which he went 5-1 with a 1.56 ERA...compiled a 3-0 record and a 1.88 ERA in five starts in May...made one postseason start for Kane County and had a no decision (5.0 ip, 1 h, 7 so).

**2013**—Went 2-3 with a 3.33 ERA in 13 games, including 12 starts, with Boise of the Short-Season Single-A Northwest League...struck out 38 but walked 29 in 46.0 innings...yielded a .167 average to batters leading off an inning...was 1-1 with a 1.42 ERA in five games at home...was named NWL Pitcher of the Week the first week of the season (June 17-23)...had no decisions but did not allow an earned run in two starts (10.0 ip, 4 h, 1 r, 1 bb, 12 so)...did not allow an earned run in three starts in June (15.0 ip), but his only decision was a loss...struck out 20 batters and walked just two in the month...went 1-0 with a 0.75 ERA in two postseason starts...struck out 17 batters and walked just one in 12.0 innings.

**2012**—Made his professional debut with the Cubs affiliate in the Arizona Rookie League and was 2-0 with a 3.48 ERA in nine games, including six starts...allowed a .284 opponents batting average, including .214 against left-handed hitters...his debut came in a start on July 14 at the Padres (1.0 ip, 2 h, 1 r, 1 er)...his first win and strikeout came in his third appearance, which was in relief on July 24 against the Indians (2.0 ip, 1 h, 1 so)...made one postseason start and took the loss (3.0 ip, 4 h, 3 r, 3 er, 0 bb, 3 so) on Aug. 30 against the A's.

**PERSONAL/MISCELLANEOUS**

Paul Blackburn was originally signed by Cubs scout Scott Fairbanks...graduated from Heritage High School in Brentwood, Calif...went 8-3 with a 1.27 ERA as a senior and tossed his first career no-hitter against Deer Valley.

**LIFETIME PITCHING RECORD**

| Year                       | Club         | W         | L         | ERA         | G          | GS         | CG       | SHO      | SV       | IP           | H          | R          | ER         | HR        | HB        | BB         | IBB      | SO         | WP        | BK       |
|----------------------------|--------------|-----------|-----------|-------------|------------|------------|----------|----------|----------|--------------|------------|------------|------------|-----------|-----------|------------|----------|------------|-----------|----------|
| 2012                       | AZL Cubs     | 2         | 0         | 3.48        | 9          | 6          | 0        | 0        | 0        | 20.2         | 23         | 11         | 8          | 2         | 0         | 7          | 0        | 13         | 1         | 0        |
| 2013                       | Boise        | 2         | 3         | 3.33        | 13         | 12         | 0        | 0        | 0        | 46.0         | 41         | 26         | 17         | 3         | 1         | 29         | 0        | 38         | 3         | 0        |
| 2014                       | Kane County  | 9         | 4         | 3.23        | 24         | 24         | 0        | 0        | 0        | 117.0        | 108        | 48         | 42         | 6         | 7         | 31         | 0        | 75         | 6         | 0        |
| 2015                       | Myrtle Beach | 7         | 5         | 3.11        | 18         | 18         | 0        | 0        | 0        | 89.2         | 89         | 36         | 31         | 3         | 6         | 22         | 0        | 63         | 6         | 0        |
| 2016                       | Tennessee    | 6         | 4         | 3.17        | 18         | 18         | 0        | 0        | 0        | 102.1        | 96         | 47         | 36         | 6         | 1         | 26         | 0        | 72         | 4         | 0        |
|                            | Jackson      | 3         | 1         | 3.54        | 8          | 7          | 0        | 0        | 0        | 40.2         | 42         | 16         | 16         | 2         | 0         | 9          | 0        | 27         | 1         | 0        |
|                            | Nashville    | 5         | 6         | 3.05        | 15         | 14         | 0        | 0        | 0        | 79.2         | 69         | 34         | 27         | 6         | 2         | 26         | 0        | 56         | 1         | 0        |
| 2017                       | OAKLAND      | 3         | 1         | 3.22        | 10         | 10         | 0        | 0        | 0        | 58.2         | 58         | 22         | 21         | 5         | 1         | 16         | 0        | 22         | 1         | 0        |
| 2018                       | Stockton     | 0         | 0         | 7.36        | 1          | 1          | 0        | 0        | 0        | 3.2          | 8          | 3          | 3          | 0         | 0         | 1          | 0        | 1          | 0         | 0        |
|                            | OAKLAND      | 2         | 3         | 7.16        | 6          | 6          | 0        | 0        | 0        | 27.2         | 33         | 23         | 22         | 2         | 2         | 6          | 0        | 19         | 1         | 0        |
| 2019                       | Las Vegas    | 11        | 3         | 4.34        | 24         | 22         | 0        | 0        | 0        | 132.2        | 133        | 70         | 64         | 18        | 3         | 34         | 0        | 92         | 4         | 0        |
|                            | OAKLAND      | 0         | 2         | 10.64       | 4          | 1          | 0        | 0        | 0        | 11.0         | 19         | 14         | 13         | 3         | 1         | 4          | 0        | 8          | 1         | 0        |
| <b>Major League Totals</b> |              | <b>5</b>  | <b>6</b>  | <b>5.18</b> | <b>20</b>  | <b>17</b>  | <b>0</b> | <b>0</b> | <b>0</b> | <b>97.1</b>  | <b>110</b> | <b>59</b>  | <b>56</b>  | <b>10</b> | <b>4</b>  | <b>26</b>  | <b>0</b> | <b>49</b>  | <b>3</b>  | <b>0</b> |
| <b>Minor League Totals</b> |              | <b>45</b> | <b>26</b> | <b>3.47</b> | <b>130</b> | <b>122</b> | <b>0</b> | <b>0</b> | <b>0</b> | <b>632.1</b> | <b>609</b> | <b>291</b> | <b>244</b> | <b>46</b> | <b>20</b> | <b>185</b> | <b>0</b> | <b>437</b> | <b>26</b> | <b>0</b> |



## CAREER TRANSACTIONS

**2012** — Selected by the Chicago Cubs organization as a supplemental pick following the first 1st round of the First-Year Player Draft (56th selection overall). **2016** — Traded to the Seattle Mariners with infielder Daniel Vogelbach for pitcher Mike Montgomery and minor league pitcher Jordan Pries, July 20. Traded to the Oakland Athletics for infielder Danny Valencia, November 12. **2017** — On the disabled list, August 23 to November 5. **2018** — On the disabled list, March 26 to June 6; included rehabilitation assignment to Stockton, May 31 to June 6. On the disabled list, July 7 to October 28.

## BLACKBURN'S CAREER BESTS

**Low Hit Complete Game:** None

**Innings Pitched:** 7.2, July 6, 2017 at Seattle. As reliever: 5.0, September 9, 2019 at Houston

**Strikeouts:** 5, June 29, 2018 vs. Cleveland. As reliever: 3, September 14, 2019 at Texas

**Pitches:** 112, August 5, 2017 at Los Angeles (AL). As reliever: 76, September 9, 2019 at Houston

**Longest Winning Streak:** 3, July 31, 2017 to June 7, 2018

**Longest Losing Streak:** 3, July 6, 2018 to present

**Longest Scoreless Streak:** 8.0, July 1 to 6, 2017

**OUTFIELDER****Height/Weight:** 6-2 / 180**Bats/Throws:** Switch / Right**Birthdate:** January 15, 1994**Opening Day Age:** 26**Birthplace/Resides:** Atlanta, Georgia / Ormond Beach, Florida**Major League Service:** 18 days**Obtained:** Selected in the 4th round of the 2015 First-Year Player Draft**Contract Status:** First year of a one-year contract through 2020**CAREER HIGHLIGHTS**

Was selected by Oakland in the 4th round of the 2015 First-Year Player Draft and went 1-for-10 (.100) in five games with the A's in 2019 in his Major League debut...is a .249 (427-for-1714) hitter with 54 home runs and 252 RBI in 480 games in five seasons in the minors...has played exclusively in the outfield, including 348 games in center field, 74 in right field and 17 in left field... was named an A's Organization All-Star by milb.com in 2018...was a California League Midseason All-Star in 2017 and 2018 and a Midwest League Midseason All-Star in 2016...played for Mesa in the Arizona Fall League in 2018.

**2019 HIGHLIGHTS**

Made his Triple-A and Major League debut in 2019...went 1-for-10 (.100) with a double, walk and three strikeouts in five games over three stints with Oakland...appeared in three games (one start) in center field and one game (one start) in right field...was also 1-for-3 with a double as a pinch hitter...was recalled for the first time on May 3 and made his debut that night at Pittsburgh...pinch hit in the seventh inning and popped out to first in his first career at-bat...remained in the game in center field and finished the night 0-for-2 with a strikeout...collected his first hit the next day against the Pirates with a pinch-hit double off Keone Kela in the seventh inning... was 1-for-4 in three games when he was optioned back to Las Vegas May 7...returned on May 24, went 0-for-3 with a walk in his first start in right field on May 26 at Seattle, and was sent back to the Aviators June 1...was recalled a final time Sept. 26 and went 0-for-3 in a start in center field in the final game of the season at Seattle.

**LAS VEGAS:** Batted a career-high .269 with 11 home runs and 61 RBI in 89 games in his Triple-A debut with Las Vegas...also had a career-high .350 on-base percentage...was hitting .325 with six home runs and 27 RBI in 22 games at the time of his first promotion to Oakland on May 3...batted .249 with five home runs and 34 RBI in 67 games after that...had a .272 (58-for-213) batting average, 10 of his 11 home runs and 33 of his 37 walks against right-handed pitching compared to .261 (24-for-92) against left-handers...had an .874 OPS against righties, .650 against lefties... hit nine of his 11 home runs with runners on base...batted .323 with runners in scoring position... hit .313 with four home runs and 15 RBI in 15 day games, .261 with seven home runs and 46 RBI in 74 games at night...batted .318 before the All-Star Break, .160 after the break...had a .215 batting average when leading off an inning...started 38 games in right field, 36 in center field, seven in left field and three at designated hitter...committed three errors in 83 games overall in the outfield (.984 fielding percentage) and had four assists...hit in every spot in the order except fourth and saw his most action with 39 games batting seventh...had his first of three four-RBI games April 14 against Fresno (also April 21 at Fresno and June 20 vs. Sacramento)...had 16 RBI over a seven-game stretch from April 14 to 22...was a perfect 4-for-4 with a walk, two doubles and two RBI April 22 at Fresno, giving him a .362 batting average over his first 15 games...then went 5-for-22 (.227) over his next seven contests, but four of the five hits were home runs...homered in three straight games from April 26 to 28...capped the streak with the third two-homer game of his career on April 28 against El Paso...batted .333 with six home runs and 27 RBI in 21 games in the month of April...also had eight doubles and a triple (.692 slugging percentage), and walked nine times (.409 on-base percentage)...was recalled by Oakland the first time on May 3 but was sent back to Las Vegas May 7...went 0-for-5 with a career-high five strikeouts May 10 against Salt Lake...was hitting .282 in 12 games during his second stint with the Aviators when

the A's called again on May 24...was optioned back to Las Vegas June 1 and hit .242 with five home runs and 31 RBI over his final 55 games at Triple-A...had a season-best seven-game hitting streak from June 13 to 21...went 11-for-32 (.344) with 11 RBI during the streak...batted .329 with 17 RBI in 19 games in June...went 2-for-3 with two doubles in the first game after the All-Star Break on July 11, which put his season average at .322...then went 13-for-91 (.143) over his final 30 contests...was placed on the injured list the first time July 25 with a strained left wrist...was reinstated Aug. 2, went 4-for-14 (.286) with a home run and four RBI in five games, and returned to the IL Aug. 8 with a concussion...was reinstated Aug. 18 and went 3-for-46 (.065) with seven walks over his final 14 games...hit .130 in 17 games in August...then went 5-for-17 (.294) with four runs, two doubles, three home runs, six RBI and three walks in five postseason games for Las Vegas...played in his final game on Sept. 8 but was recalled by Oakland on Sept. 26 following an injury to Mark Canha.

## CAREER

**2018**—Began the season at Double-A Midland but also had a 46-game stay with Single-A Stockton from April 23 to June 16...combined with both clubs to hit .260 with 19 home runs and 69 RBI in 124 games...had career-highs in slugging (.474), games, at bats (454), hits (118), doubles (26), home runs, RBI, extra base hits (52) and walks (58) and matched his best in triples (7) and stolen bases (19)...ranked second in the A's farm system in home runs, third in extra base hits, fourth in walks, fifth in RBI, sixth in runs (69) and slugging, tied for sixth in triples and eighth in stolen bases...was named an A's Organization All-Star by milb.com...was also named to the California League Midseason All-Star Game for the second consecutive season but did not play as he was sent back to Midland before the game...batted .265 with 17 of his 19 home runs against right-handed pitching compared to .243 against left-handers...slugged .507 against righties, .364 against lefties...hit .226 with the bases empty, .299 with runners on...had a .313 batting average in the eighth inning or later...appeared in 95 games in center field, 19 in right field and four in left field...committed five errors in 115 games overall in the outfield for a .983 fielding percentage...had seven assists...also went 7-for-31 (.226) in eight games at designated hitter...hit in every spot in the batting order and saw his most action with 34 games batting third (all at Stockton)...started the year with Midland and was hitting .133 in 11 games when he was transferred to Stockton April 23...reached base safely in 25 consecutive games from May 4 to June 1, which tied for the fourth-longest reaching base streak in the California League...hit .287 with a .431 on-base percentage during the streak...stole a season-high two bases May 12 at Inland Empire...had a grand slam and a season-high four RBI May 25 at Lancaster...had his lone two-homer game of the season May 30 against Modesto...finished May with a .271 batting average but walked 18 times for a .402 on-base percentage...equaled his season-high with two steals on June 1 at Visalia...was hitting .266 with nine home runs, 32 RBI and a .382 on-base percentage in 46 games with Stockton when he was sent back to Midland June 17...batted .279 with 10 home runs and 35 RBI in 67 games during his second stint at Double-A and hit .256 with 10 home runs and 37 RBI in 78 games overall with the RockHounds...went 14-for-46 (.304) over his first 14 games through July 5...hit safely in a season-high nine consecutive games from July 29 to Aug. 8 (14-for-35, .400)...scored a run in each of the final eight games of that streak (10 runs total)...was named Texas League Batter of the Week for the week of July 30-Aug. 5 after going 11-for-29 (.379) with nine runs scored, two doubles, one triple, three home runs and 12 RBI in seven games...had his first three-hit game of the season Aug. 1 against Frisco...would have three more three-hit games in August...homed in three consecutive games from Aug. 3-5 and Aug. 24-26...hit .351 with eight home runs and 19 RBI in August, all of which were his best single-month marks of 2018...18 of his 33 hits in the month were for extra bases (nine doubles, one triple) and he slugged .723...walked seven times for a .402 on-base percentage...led the TL in batting, slugging, home runs and extra base hits (18) in August, tied for second in doubles, ranked third in RBI, fourth in hits (33) and fifth in on-base percentage...played for Mesa in the Arizona Fall League following the season and hit .247 with two home runs and 12 RBI in 19 games...walked 12 times for a .353 on-base percentage and stole seven bases...tied for the AFL lead in triples (4) and tied for third in extra base hits (10).

**2017**—Spent the entire season at Single-A Stockton and hit .243 with 15 home runs and 66 RBI in 114 games...had career highs in runs (76), triples (7) and strikeouts (134)...ranked seventh in the California League in walks (53), tied for seventh in triples and 10th in runs...was named to the

CL Midseason All-Star team...tied for third in the A's farm system in triples, ranked fifth in runs and extra base hits (46), sixth in walks, seventh in slugging (.435), tied for eighth in RBI and tied for ninth in home runs...hit all 15 of his home runs against right-handed pitchers...batted .305 when leading off an inning...was 6-for-15 (.400) with two home runs and 18 RBI with the bases loaded...appeared in 107 games in center field, three in left field and two in right field...committed five errors for a .981 fielding percentage...doubled in his only pinch hitting appearance...batted leadoff 60 times...was hitting .304 in nine games when he was placed on the disabled list April 15 with a strained left groin...was reinstated April 22...played for the North All-Stars in the Cal League All-Star Game on June 20 at Visalia...struck out as a pinch hitter in his only at bat and remained in the game in center field...connected for grand slams on June 30 vs. Visalia and July 10 at Lancaster...had a season-best nine-game hitting streak from Aug. 23 to Sept. 1...went 15-for-47 (.319) with 13 RBI during the streak...went 5-for-7 with a home run and six RBI in Stockton's 22-0 win over Visalia on Aug. 31...ranked third in the CL with 24 RBI in August...went 6-for-12 (.500) with four runs, two home runs, three RBI and a walk in three postseason games for the Ports.

**2016**—Hit .231 with five home runs and 37 RBI in his first full professional season at Single-A Beloit...was named to the Midwest League Midseason All-Star team but did not play due to an injury...tied for the league lead in sacrifice flies (11)...hit .254 against left-handed pitching, .225 against right-handers...appeared in 78 games in center field and one in left field...hit safely in a season-high seven consecutive games from April 13 to 19 (12-for-29, .414)...batted .304 in 19 games in April...was on the disabled list from June 3 to 22 with a strained left hamstring...hit two home runs in a 5-2 win at Kane County Aug. 27.

**2015**—Made his professional debut with Short-Season Vermont in the New York-Penn League and batted .238 with four home runs and 19 RBI in 52 games...hit .333 after the All-Star Break...appeared in 31 games in center field, 13 in right field and two in left field...made his professional debut June 21 against Lowell and went 1-for-4...hit his first home run the next day against Ab-erden.

## PERSONAL/MISCELLANEOUS

Skye Michael Bolt was originally signed by A's scout Neil Avent...graduated from Holy Innocents Episcopal School (GA) where he played baseball and quarterbacked the football team...played collegiately at North Carolina...earned consensus freshman All-America honors in 2013 and was third-team All-ACC in 2015.

## LIFETIME PLAYING RECORD

| Year | Club                | AVG. | G   | AB   | R   | H   | 2B | 3B | HR | RBI | SH | SF | HP | BB  | SO  | SB | CS | SLG  | OBP  | E  |
|------|---------------------|------|-----|------|-----|-----|----|----|----|-----|----|----|----|-----|-----|----|----|------|------|----|
| 2015 | Vermont             | .238 | 52  | 181  | 26  | 43  | 10 | 2  | 4  | 19  | 0  | 1  | 0  | 24  | 44  | 2  | 1  | .381 | .325 | 8  |
| 2016 | Beloit              | .231 | 101 | 342  | 34  | 79  | 20 | 2  | 5  | 37  | 0  | 11 | 7  | 42  | 88  | 10 | 5  | .345 | .318 | 3  |
| 2017 | Stockton            | .243 | 114 | 432  | 76  | 105 | 24 | 7  | 15 | 66  | 4  | 4  | 3  | 53  | 134 | 9  | 8  | .435 | .327 | 5  |
| 2018 | Midland             | .256 | 78  | 285  | 41  | 73  | 18 | 3  | 10 | 37  | 1  | 0  | 2  | 27  | 75  | 10 | 1  | .446 | .325 | 5  |
|      | Stockton            | .266 | 46  | 169  | 28  | 45  | 8  | 4  | 9  | 32  | 1  | 4  | 3  | 31  | 47  | 9  | 3  | .521 | .382 | 0  |
| 2019 | Las Vegas           | .269 | 89  | 305  | 57  | 82  | 19 | 3  | 11 | 61  | 1  | 2  | 2  | 37  | 94  | 7  | 5  | .459 | .350 | 3  |
|      | OAKLAND             | .100 | 5   | 10   | 1   | 1   | 1  | 0  | 0  | 0   | 0  | 0  | 0  | 1   | 3   | 0  | 0  | .200 | .182 | 0  |
|      | Major League Totals | .100 | 5   | 10   | 1   | 1   | 1  | 0  | 0  | 0   | 0  | 0  | 0  | 1   | 3   | 0  | 0  | .200 | .182 | 0  |
|      | Minor League Totals | .249 | 480 | 1714 | 262 | 427 | 99 | 21 | 54 | 252 | 7  | 22 | 17 | 214 | 482 | 47 | 23 | .426 | .335 | 24 |

## CAREER TRANSACTIONS

**2012** — Selected by the Washington Nationals organization in the 26th round of the First-Year Player Draft; did not sign. **2015** — Selected by the Oakland Athletics organization in the 4th round of the First-Year Player Draft.

## BOLT'S CAREER BESTS

Hits: 1, May 4, 2019 at Pittsburgh

Home Runs: None

Runs Batted In: None

Stolen Bases: None

Hitting Streak: 1, May 4, 2019

Hitless Streak (At Bats): 7, May 5, 2019 to present


Game Ending RBI: None

Grand Slams: None

Pinch-Hit Home Runs: None

Inside-The-Park Home Runs: None

Lead Off Home Runs: None

**RIGHT-HANDED PITCHER****Height/Weight:** 6-0 / 200**Bats/Throws:** Right / Right**Birthdate:** September 19, 1990 **Opening Day Age:** 29**Birthplace/Resides:** Birmingham, Alabama / Chelsea, Alabama**Major League Service:** None**Obtained:** Signed as a non-drafted free agent, July 24, 2014**Contract Status:** First year of a one-year contract through 2020**NON-ROSTER INVITEE****CAREER HIGHLIGHTS**

Signed by the A's as a non-drafted free agent in 2014 and is 30-22 with 15 saves and a 3.51 ERA in 180 games, including 56 starts, in six professional seasons...began his career with 68 relief appearances and then made 55 starts over a 69-game span from June 17, 2016 through the 2018 season...made just one start among his 43 appearances in 2019.

**2019 HIGHLIGHTS**

Returned to the bullpen in 2019 after he was used exclusively as a starter in 2018...began the season at Double-A Midland and made two relief appearances before he was transferred to Triple-A Las Vegas April 12...spent the remainder of the season with the Aviators and was a combined 1-3 with two saves and a 2.96 ERA in a career-high tying 43 games, including one start...surrendered just four home runs in 76.0 innings, an average of 0.47 per nine innings...struck out 74 but walked 41 (4.86 per nine innings)...his ERA improved each month of the season as he had a 4.91 ERA in April, 3.15 in May, 3.00 in June, 2.77 ERA in July and 1.26 in August...posted a 3.73 ERA in 28 games before the All-Star Break, a 1.42 ERA in 15 appearances after the break...allowed a .243 opponents batting average, including .230 (26-for-113) against left-handed hitters compared to .251 (44-for-175) against right-handers...opponents hit .213 when leading off an inning but he issued 12 walks for a .342 on-base percentage...yielded a .230 average with runners in scoring position...all four of the home runs he surrendered came with runners on base...with Las Vegas, had a 3.86 ERA and three of his four home runs at home compared to a 2.34 ERA on the road...tossed at least one inning in 40 of his 41 outings, including two or more 25 times.

**MINORS:** Did not allow a run in two outings with Midland (4.0 ip), including April 9 at Amarillo when he struck out a season-high four batters...was promoted to Las Vegas April 12 and did not allow a run in his first two games with the Aviators (3.2 ip)...walked a career-high tying five batters in 1.2 scoreless and hitless innings at Sacramento on April 17 (also Aug. 16, 2017 at Memphis)...made his only start of the season April 22 at Fresno and allowed five run on four hits and two walks in 2.0 innings...ended up with a no decision in a 9-7 Aviators win...that began a 10-game stretch where he posted a 6.00 ERA and .302 opponents batting average...issued 17 walks in 14.2 innings in April...yielded a season-high seven hits in 2.1 innings May 6 against Fresno...tossed a season-high 3.2 innings in the second game of a doubleheader at Salt Lake May 19...had a 4.50 ERA over his first 21 games through June 13...then posted a 1.54 ERA over his final 22 contests beginning June 17...surrendered a season-high six runs in 1.0 inning June 29 against Reno but all six runs were unearned...picked up his first save of the season July 2 against Reno, despite allowing two runs in an inning of work...allowed two runs in 1.1 innings July 13 against Salt Lake for his second save...matched his season high with four strikeouts in 2.0 innings and tossed a season-high 57 pitches on Aug. 4 against Oklahoma City...finished the regular season with a 10.0-inning scoreless streak beginning Aug. 12...then tossed three scoreless outings for Las Vegas in the postseason (4.2 ip, 2 h, 2 bb, 7 so), picking up the win in Game 1 of the Pacific Coast League Semifinals.

**CAREER**

**2018**—Spent most of the season at Double-A Midland where he went 5-7 with a 3.03 ERA in 17 starts...also went 2-3 with a 4.12 ERA during an eight-start stint with Triple-A Nashville and



combined for a 7-10 record and a 3.31 ERA in 25 starts overall...it was the first season he was used exclusively as a starter...struck out 127 and walked just 29 for a strikeout-to-walk ratio of 4.38...averaged 1.75 walks per nine innings...the strikeouts, games started and losses were all career highs, as were his complete games (2), innings pitched (149.1), hits (142), home runs (13) and hit batters (13)...ranked fourth in the A's farm system in innings pitched, fifth in strikeouts and sixth in ERA...allowed a .250 opponents batting average, which broke down to .221 against right-handed hitters compared to .287 against left-handers...yielded a .256 average with runners in scoring position...was 4-8 with a 4.37 ERA over his first 15 starts through July 2...then went 3-2 with a 2.09 ERA over his final 10 starts...walked one batter or fewer in 16 of his 25 starts...tossed a career-high 8.0 scoreless innings and allowed just four hits and no walks in a 6-1 win at Frisco on May 7...it was his first of five outings of 8.0 innings...did not allow a run in his next start May 14 against Frisco (7.1 ip) and had a 19.1-inning scoreless streak from May 7-20...logged his first career complete game in the RockHounds 6-1 loss at Northwest Arkansas on May 26...allowed 12 hits, walked one and struck out seven...went 2-2 with a 2.97 ERA and .206 opponents batting average in five starts in May...was 3-5 with a 3.60 ERA in nine starts at Midland when he was moved up to Nashville May 30...went 2-3 with a 4.12 ERA in eight starts with the Sounds before returning to Double-A July 17...compiled a 2-2 record and a 2.45 ERA over his final eight starts...walked one batter or fewer in each of his final nine starts beginning July 16 (7 bb in 63.0 ip, 1.00 per nine innings)...tossed his second career complete game July 29 at Corpus Christi, also a loss (6 h, 4 r, 3 er, 1 bb, 9 so)...was named Texas League Pitcher of the Week for the week of Aug. 20-27 after striking out a career-high 10 batters in 8.0 scoreless innings at Corpus Christi Aug. 23...also fanned 10 in his next start Aug. 29 against San Antonio...was 1-0 with a 2.38 ERA in five starts in August.

**2017**—Pitched at Double-A Midland and Triple-A Nashville and combined for a 7-3 record and a 5.35 ERA in 28 games, including 20 starts...his ERA was a career high as were his 73 runs allowed and 45 walks...surrendered just eight home runs in 112.2 innings, an average of 0.64 per nine innings...tied for ninth in the A's farm system in wins...was 2-1 with a 6.30 ERA in 15 games, eight starts, in two stints with Midland and 5-2 with a 4.60 ERA in 13 games, 12 starts, with Nashville...allowed a .293 opponents batting average, including .284 against left-handed hitters compared to .299 against right-handers...yielded a .360 average with runners in scoring position...was 5-3 with a 5.98 ERA in his 20 starts, 2-0 with a 3.20 ERA in eight relief appearances...recorded six of his seven wins following a loss...tossed four innings or fewer in each of his first 17 appearances and 21 of 28 overall...began the year at Midland and was 2-1 with a 6.30 ERA in 15 games, including eight starts, when he was transferred to Nashville June 23...started and lost at Oklahoma City on June 24 (4.0 ip, 3 h, 3 r, 3 bb, 4 so) and was sent back to Midland June 27...did not appear in a game for the RockHounds before returning to Triple-A June 30...spent the balance of the season with the Sounds, going 5-1 with a 4.91 ERA in 12 games, 11 starts...went 1-0 with a 2.25 ERA over his first three starts before allowing a career-high 10 runs on a career-high 13 hits in a 2.2 innings in a 16-7 loss at Iowa July 18...won four consecutive starts from Aug. 10-27 and posted a 2.16 ERA and .188 opponents batting average over that span...did not allow a run in consecutive starts on Aug. 21 against Iowa (6.0 ip) and Aug. 27 against Round Rock (season-high tying 7.0 ip) as part of a 15.0-inning scoreless streak from Aug. 21-Sept. 1...struck out a season-high five batters in the start against Iowa, a mark he would match in each of his next two starts.

**2016**—Began the season at Single-A Stockton and was 1-1 with a save and a 12.60 ERA in five relief appearances when he was moved up to Double-A Midland April 27...went 8-3 with two saves and a 2.14 ERA in 29 games with the RockHounds, including the first 10 starts of his professional career...combined for a 9-4 record, three saves and a 2.70 ERA in 34 games, including 10 starts...the wins were a career high and the ERA was a career low...surrendered just four home runs in 98.1 innings (0.37 per nine innings)...tied for fifth in the A's farm system in wins and ranked seventh in ERA...tied for ninth in the Texas League in wins (8)...allowed a .229 opponents batting average, including .225 against right-handed hitters compared to .238 against left-handers...yielded a .190 average with runners in scoring position...was 3-2 with a 2.35 ERA in his 10 starts, 6-2 with a 3.04 ERA in 24 relief appearances...was 2-0 with two saves and a 1.83 ERA in nine relief appearances in May...had a five-game winning streak from June 13 to Aug. 6...compiled a 1.43 ERA and .211 opponents batting average during the streak, which spanned 12 games, including six starts...made his first professional start June 17 in the second game of a double-

header against San Antonio and tossed 4.0 scoreless innings in a no decision (1 h, 2 bb, 1 so)... logged...went 2-0 with a 1.00 ERA in six games, including two starts, in July...made one postseason start for the RockHounds and had a no decision a 7-5 win over Corpus Christi in Game 3 of the TL Semifinals on Sept. 9 (3.2 ip, 8 h, 5 r, 5 er, 1 bb, 3 so).

**2015**—Spent the entire season at Single-A Stockton and went 6-2 with a career-high seven saves in a career-high 43 appearances...allowed a career-low .223 opponents batting average...struck out 54 and walked just 12 for a strikeout-to-walk ratio of 4.50...averaged 1.93 walks per nine innings...ranked eighth in the A's farm system in saves...his opponents batting average included a .211 mark against left-handed hitters compared to .230 against right-handers...yielded a .176 average with runners in scoring position...was credited with his first professional win May 10 at San Jose (2.0 ip, 2 so)...was on the disabled list from May 30 to June 6 with right biceps tendinitis...went 2-0 with a 1.54 ERA in 12 appearances in August...logged a 10.80 ERA in two postseason appearances (1.2 ip, 3 h, 2 r, 2 er, 1 so, 1 hr).

**2014**—Made his professional debut with the A's affiliate in the Arizona Rookie League and compiled a 0.90 ERA and .143 opponents batting average in seven relief appearances...saved three games and did not allow a home run in 10.0 innings...opponents were 0-for-11 with runners in scoring position...allowed a run in 2.0 innings in his debut July 28 at the Giants...did not allow a run over his final six appearances (8.0 ip).

### PERSONAL/MISCELLANEOUS

Benjamin Albert Bracewell...graduated from Briarwood Christian High School in Birmingham, Ala....played collegiately at Mississippi State University where he was 4-7 with a 2.51 ERA in 66 games, including 12 starts, in four seasons...was a five-time SEC Academic Honor Roll selection... went undrafted as a senior and began his professional career with the River City Rascals of the Frontier League...went 1-0 with a 7.56 ERA in four starts before signing with the A's.

#### LIFETIME PITCHING RECORD

| Year                       | Club      | W         | L         | ERA         | G          | GS        | CG       | SHO      | SV        | IP           | H          | R          | ER         | HR        | HB        | BB         | IBB      | SO         | WP        | BK       |
|----------------------------|-----------|-----------|-----------|-------------|------------|-----------|----------|----------|-----------|--------------|------------|------------|------------|-----------|-----------|------------|----------|------------|-----------|----------|
| 2014                       | AZL A's   | 0         | 0         | 0.90        | 7          | 0         | 0        | 0        | 3         | 10.0         | 5          | 1          | 1          | 0         | 1         | 3          | 0        | 9          | 1         | 0        |
| 2015                       | Stockton  | 6         | 2         | 2.89        | 43         | 0         | 0        | 0        | 7         | 56.0         | 45         | 19         | 18         | 5         | 2         | 12         | 0        | 54         | 3         | 0        |
| 2016                       | Stockton  | 1         | 1         | 12.60       | 5          | 0         | 0        | 0        | 1         | 5.0          | 6          | 8          | 7          | 0         | 1         | 3          | 0        | 5          | 0         | 0        |
|                            | Midland   | 8         | 3         | 2.14        | 29         | 10        | 0        | 0        | 2         | 88.1         | 70         | 23         | 21         | 4         | 9         | 25         | 0        | 59         | 5         | 0        |
| 2017                       | Midland   | 2         | 1         | 6.30        | 15         | 8         | 0        | 0        | 0         | 50.0         | 61         | 35         | 35         | 5         | 3         | 22         | 0        | 29         | 2         | 0        |
|                            | Nashville | 5         | 2         | 4.60        | 13         | 12        | 0        | 0        | 0         | 62.2         | 69         | 38         | 32         | 3         | 2         | 23         | 0        | 44         | 2         | 0        |
| 2018                       | Midland   | 5         | 7         | 3.03        | 17         | 17        | 2        | 0        | 0         | 110.0        | 101        | 44         | 37         | 9         | 11        | 16         | 0        | 98         | 5         | 0        |
|                            | Nashville | 2         | 3         | 4.12        | 8          | 8         | 0        | 0        | 0         | 39.1         | 41         | 21         | 18         | 4         | 2         | 13         | 0        | 29         | 0         | 1        |
| 2019                       | Midland   | 0         | 0         | 0.00        | 2          | 0         | 0        | 0        | 0         | 4.0          | 1          | 0          | 0          | 0         | 1         | 3          | 0        | 4          | 0         | 0        |
|                            | Las Vegas | 1         | 3         | 3.13        | 41         | 1         | 0        | 0        | 2         | 72.0         | 69         | 40         | 25         | 4         | 4         | 38         | 1        | 70         | 3         | 0        |
| <b>Minor League Totals</b> |           | <b>30</b> | <b>22</b> | <b>3.51</b> | <b>180</b> | <b>56</b> | <b>2</b> | <b>0</b> | <b>15</b> | <b>497.1</b> | <b>468</b> | <b>229</b> | <b>194</b> | <b>34</b> | <b>36</b> | <b>158</b> | <b>1</b> | <b>401</b> | <b>21</b> | <b>1</b> |

#### CAREER TRANSACTIONS

**2014** — Signed by the Oakland Athletics as a non-drafted free agent, July 24.



**OUTFIELDER/FIRST BASEMAN**

**Height/Weight:** 6-1 / 223      **Bats/Throws:** Left / Left  
**Birthdate:** July 13, 1992      **Opening Day Age:** 27  
**Birthplace/Resides:** Klamath Falls, Oregon/ Medford, Oregon  
**Major League Service:** 35 days  
**Obtained:** Selected in the 19th round of the 2015 First-Year Player Draft  
**Contract Status:** First year of a one-year contract through 2020

**CAREER HIGHLIGHTS**

Was selected by the A's in the 19th round of the 2015 First-Year Player draft and was hitting .274 (598-for-2183) with 92 home runs and 391 RBI in 573 games over five seasons in the minors before making his Major League debut late in 2019...batted .293 with no home runs in 26 games with Oakland after ranking second in all of minor league baseball with 37 home runs with Triple-A Las Vegas...led the Texas League and tied for ninth in the minors with 39 doubles in 2018...was named to the California League Midseason All-Star team in 2017 and the New York-Penn League Midseason All-Star team in 2015.

**2019 HIGHLIGHTS**

Made his Triple-A and Major League debut in 2019... was batting .297 with 37 home runs and 104 RBI in 112 games with Las Vegas when he was selected by Oakland Aug. 26...went on to hit .293 with no home runs and 13 RBI in 26 games with the A's...batted .417 with nine RBI and a 1.073 OPS over his first 10 games, .179 with four RBI and a .580 OPS over his final 16 contests...made 16 of his 17 starts in games in which the opponent started a right-handed pitcher...hit .311 (19-for-61) with all 10 of his extra base hits, all seven of his walks and 12 of his 13 RBI against righties, .214 (3-for-14) against left-handers... had a .900 OPS against righties, .429 against lefties...batted .300 with runners in scoring position, including .455 with RISP and two outs...hit .400 when leading off an inning...started 16 games in left field and one at first base...did not commit an error in 23 games overall in the outfield or four at first base...had two assists as an outfielder... was 1-for-6 (.167) with a double, RBI and four strikeouts in six pinch hitting appearances...made nine starts hitting fifth, seven batting sixth and one hitting eighth...made his Major League debut with a start in left field on Aug. 26 at Kansas City and went 2-for-6 with a RBI...singled in the second inning off Brad Keller for his first ML hit and had a RBI single in his next at bat in the third inning for his first RBI...had a career-high four hits Aug. 29 at Kansas City in his fourth big league game...became the first Athletic with a four-hit game before his fifth career game since Doug Jennings went 4-for-4 in his fourth game on April 13, 1988...then went 3-for-3 with a career-high three RBI the next day at New York (AL), giving him in a hit in seven consecutive bats...entered the game in the sixth inning and became the first A's player with at least three hits and three RBI in a game he did not start since Billy Hitchcock went 4-for-4 with four RBI on Sept. 5, 1951...had 10 hits over his first five games through Aug. 30, which are the most in Oakland history and the most by an Athletic since Spook Jacobs had 10 in his first five games for the 1954 Philadelphia A's...had two triples Sept. 3 against Los Angeles (AL) to tie the Oakland single-game record (12th time, last: Matt Chapman at Texas, July 26, 2018)...it was the first two-triple game in the Coliseum since May 12, 2007 (Josh Barfield, TOR) and the first by an Athletic since Aug. 3, 2002 (Mark Ellis vs. Detroit)...doubled in the seventh inning Sept. 17 against Kansas City but that would be his final hit of the season...finished the season on a 0-for-19 streak...went 0-for-4 with a career-high four strikeouts Sept. 22 against Texas...had made each of his first 16 starts in left field before starting at first base in the final game of the season on Sept. 29 at Seattle...pinch hit for Sean

**MOST HOME RUNS, OAKLAND MINOR LEAGUER**

|           |                   |                  |             |
|-----------|-------------------|------------------|-------------|
| 39        | Chris Carter      | Stockton         | 2008        |
| 39        | Adam Piatt        | Van/Mid          | 1999        |
| <b>37</b> | <b>Seth Brown</b> | <b>Las Vegas</b> | <b>2019</b> |
| 37        | Matt Olson        | Stockton         | 2014        |
| 36        | Matt Chapman      | Nash/Mid         | 2016        |
| 36        | Jacques Landry    | Midland          | 2001        |
| 36        | Jose Canseco      | Tac/Hunt         | 1985        |

Murphy in the fourth inning of the AL Wild Card game on Oct. 2 against Tampa Bay in Oakland and grounded into a fielders' choice.

**LAS VEGAS:** Was named the A's Organizational Hitter of the Year and Most Valuable Player for Las Vegas after hitting a career-high 37 home runs...that was second most in all of minor league baseball to the Diamondbacks Kevin Cron (39)...it tied for third most in Oakland history by a minor leaguer and was two short of the record of 39 by Chris Carter in 2008 and Adam Piatt in 1999...it ranks second all-time in Las Vegas franchise history (44, Phil Hiatt in 2001)...was third in the minors in extra base hits (72) and total bases (286), tied for fifth in runs (101) and sixth in RBI (104)...ranked second in the Pacific Coast League in home runs, extra base hits and total bases, tied for third in runs, fourth in RBI and slugging (.634) and seventh in OPS (.986)...in addition to home runs, he also had career highs in batting (.297), slugging, OPS, runs and extra base hits and matched his best in on-base percentage (.352)...led the A's farm system in runs, home runs, RBI and extra base hits, ranked second in slugging, third in OPS, tied for fifth in doubles (29), sixth in batting and hits (134) and tied for eighth in triples (6)...was 8-for-9 (88.9%) in stolen base attempts...had a .277 batting average with 18 home runs, 59 RBI and an .887 OPS in 73 games at the All-Star Break...then hit .335 with 19 home runs, 45 RBI and a 1.170 OPS in 39 games after the break...hit .308 (106-for-344) with a 1.017 OPS against right-handed pitchers compared to .262 (28-for-107) with an .889 OPS against left-handers...batted .299 with 19 home runs at home, .295 with 18 home runs on the road...had a .319 batting average and 10 home runs when leading off an inning...hit .279 with runners in scoring position, including .234 with RISP and two outs...started 61 games at first base, 26 at designated hitter, 14 in left field and eight in right field...committed seven errors as a first baseman for a .987 fielding percentage...also had one error as a right fielder...hit .328 as a first baseman, .278 as an outfielder and .238 as the designated hitter...batted clean-up in 103 games but hit in every spot in the order except second and ninth...scored a run in each of his first nine games and batted .382 with 13 runs, four home runs and 15 RBI over that season-opening stretch...capped the streak with his first career three-homer game April 15 against Fresno...also drove in a career-high six runs...homered twice two days later at Sacramento...hit .319 with nine home runs and 23 RBI in 22 games in April...a two-hit game on May 3 against Fresno lifted his overall batting average to .320...then went 10-for-57 (.175) over his next 15 games to fall to .269...grounded into his third and final double play of the season May 19 at Salt Lake and finished the season with a 77-game streak without a GIDP...went 4-for-4 with a walk and two doubles May 27 at Reno, but followed that up by hitting .178 over his next 17 games...went 0-for-5 with five strikeouts on June 21 against Sacramento...hit .447 with 14 runs, seven doubles, a triple, two home runs and 14 RBI over a 10-game stretch from June 23 to July 2...matched his career high with four hits July 20 at Salt Lake...was named PCL Player of the Week for the week of July 22-28 when he went 12-for-25 (.480) with 12 runs scored, eight home runs, 13 RBI and five walks in six games...that included two homer games on July 23 against El Paso and July 27 and 28 at El Paso...homered in four straight games from July 25 to 28...batted .344 with nine home runs and 21 RBI in 23 games in July...it was his highest single-month average in 2019...also walked 13 times for a .425 on-base percentage...then hit .321 with 10 home runs and 27 RBI in 22 games in August...it was the second time in his career he hit 10 or more home runs in a month (12 with Stockton in August of 2017)...went 3-for-4 with a double, two home runs and five RBI Aug. 12 at Omaha...hit safely in each of final nine games with Las Vegas, which was his longest hitting streak of the season...went 15-for-35 (.429) with 10 runs, four doubles, three home runs and nine RBI over that stretch, which began on Aug. 16...had his seventh and final multi-homer game of the season Aug. 19 against Reno when he went 2-for-4 with two RBI...was selected by Oakland Aug. 26.

## CAREER

**2018**—Made his Double-A debut at Midland and batted .283 with 14 home runs and 90 RBI in 131 games...had career highs in hits (142) and doubles (38)...led the Texas League and tied for ninth in all of the minors in doubles...also tied for the TL lead in extra base hits (55), ranked second in RBI, tied for second in total bases (228), tied for sixth in hits, tied for eighth in walks (47) and ninth in slugging (.454)...led the A's farm system in doubles, ranked second in RBI, extra base hits and total bases, fourth in hits, tied for sixth in home runs, seventh in slugging and ninth in batting and runs (66)...was successful in all five of his stolen base attempts...batted .294 with eight home runs in 337 at bats against right-handed pitchers compared to .261 with six home

runs in 165 at bats vs. left-handers...hit .331 with runners in scoring position...batted .328 with a .935 OPS at home compared to .240 with a .664 OPS on the road...started 113 games at first base, seven in right field and four in left field...had three assists in 12 games overall in the outfield...committed 12 errors as a first baseman for a .988 fielding percentage...hit in every spot in the order except first and second and saw his most time with 52 games batting fourth and 46 batting fifth...had his lone two-homer game of the season April 7 against Springfield...had a season-high 11-game hitting streak from April 29 to May 11 (18-for-44, .409)...hit .359 over a 25-game stretch from May 23 to June 20...batted .311 with 23 RBI in 27 games in May and then hit .337 in June...matched his season-high with an 11-game hitting streak from June 11 to 22 (19-for-45, .422)...collected three doubles Aug. 5 against San Antonio and drove in a season-high tying four runs...matched his career high with four hits Sept. 1 against Frisco and had his fifth four-RBI game of the season.

**2017**—Spent the entire season at Single-A Stockton for the second consecutive year and hit .270 with 30 home runs and a career-high 109 RBI in a career-high 135 games...also had career highs in triples (7), at bats (518) and strikeouts (146)...led the California League in home runs, RBI and total bases (262)...the RBI were third most in all of the minors and the home runs tied for 10th...also ranked second in the CL in slugging (.506) and extra base hits (55), tied for fifth in walks (56), tied for seventh in triples, eighth in runs (80) and OPS (.846) and 10th in hits (140)...was named to the Cal League Midseason All-Star team...led the A's farm system in total bases, ranked second in home runs, RBI, runs, extra base hits and slugging, tied for third in triples, fourth in hits and walks and 10th in on-base percentage (.340)...was batting .244 with 14 home runs and 65 RBI in 103 games through July 30...then hit .355 with 16 home runs and 44 RBI over his final 32 contests...batted .319 with runners in scoring position...started 109 games in right field, 18 at first base and three in center field...had 13 assists in 114 games overall in the outfield...had his first career two-homer game May 14 at Lancaster...his second came on Aug. 8 against San Jose...made his first career appearance as a pitcher on May 19 against Lake Elsinore (0.2 ip, 1 h)...started at designated hitter for the North in the California League All-Star Game on June 20 and went 1-for-4 with a double and a RBI...drove in five runs July 15 against Inland Empire...homed in 10 of his final 15 games beginning Aug. 19 and hit .439 with 10 home runs and 29 RBI over that span...homed in five straight games from Aug. 19 to 24 and four straight from Aug. 31 to Sept. 3...had three five-RBI games over a 10-game stretch in late August (Aug. 20 at Modesto, Aug. 27 at San Jose and Aug. 31 vs. Visalia)...was named Cal League Player of the Week for the week of Aug. 21-27 after going 12-for-24 (.500) with five runs, four home runs, 11 RBI, three walks and a 1.540 OPS in six games...drew a career-high four walks Aug. 30 vs. Visalia...hit .349 with 12 home runs and 38 RBI in 27 games in August...went 3-for-11 (.273) with a double, home run and three RBI in three postseason games for the Ports.

**2016**—Spent the entire season at Single-A Stockton and batted .241 with eight home runs and 53 RBI in 127 games...added career highs in walks (65) and hit by pitches (6) for a .340 on-base percentage...was successful in 13-of-15 (86.7%) stolen base attempts and had a career high in steals...ranked second in the California League in walks and fourth in runs scored (83)...ranked third in the A's organization in runs and fourth in walks...hit .257 against right-handed pitchers, .193 against left-handers...batted .178 with runners in scoring position and two outs...started 78 games in right field, 28 in center field and one in left field...also appeared in one game at first base and one at catcher...went 3-for-8 with two doubles and a season-high four RBI in a 12-10, 17-inning win at Modesto on April 15...had his best single-month batting average of 2016 when he hit .275 in May...scored a minor league career-high four runs June 19 at High Desert...drew a walk in 10 consecutive games from July 2 to 13 (11 walks total)...stole two bases in a game for the only time in his career Aug. 31 against Visalia...had his first career four-hit game Sept. 1 vs. Visalia.

**2015**—Hit .282 with three home runs and 35 RBI in 68 games in his professional debut with the A's affiliate in the Arizona Rookie League and Short Season Single-A Vermont...began the year in the AZL and went 4-for-2 (.200) with three RBI in six games before he was transferred to Vermont on June 30...batted .289 with three home runs and 35 RBI in 62 games with the Lake Monsters...tied for third in the New York-Penn League in doubles (19), tied for fourth in extra base hits (25), ranked fifth in slugging (.431), seventh in total bases (103) and tied for eighth in hits (69) and

RBI...was named to NYPL Midseason All-Star team and went 1-for-2 in a start in center field for the North in the NYPL All-Star Game...made 21 starts in center field, 18 in right field, 14 in left field and seven at first base...went 1-for-4 with a triple in his debut June 22 against the Giants... hit his first professional home run July 28 at State College, a fifth inning grand slam.

## PERSONAL/MISCELLANEOUS

Seth William Brown was originally signed by A's scout Jim Coffman...graduated from North Medford (Ore.) High School...played collegiately and Linn-Benton (Ore.) Community College and Lewis-Clark State College (Ida.).

### LIFETIME PLAYING RECORD

| Year                       | Club      | AVG.        | G          | AB          | R          | H          | 2B         | 3B        | HR        | RBI        | SH       | SF        | HP        | BB         | SO         | SB        | CS        | SLG         | OBP         | E         |
|----------------------------|-----------|-------------|------------|-------------|------------|------------|------------|-----------|-----------|------------|----------|-----------|-----------|------------|------------|-----------|-----------|-------------|-------------|-----------|
| 2015                       | AZL A's   | .200        | 6          | 20          | 2          | 4          | 1          | 2         | 0         | 0          | 0        | 0         | 0         | 3          | 2          | 0         | 0         | .450        | .304        | 0         |
|                            | Vermont   | .289        | 62         | 239         | 32         | 69         | 19         | 3         | 3         | 35         | 0        | 2         | 1         | 25         | 51         | 6         | 2         | .431        | .356        | 7         |
| 2016                       | Stockton  | .241        | 127        | 453         | 83         | 109        | 21         | 5         | 8         | 53         | 2        | 6         | 6         | 65         | 124        | 13        | 2         | .362        | .340        | 11        |
| 2017                       | Stockton  | .270        | 135        | 518         | 80         | 140        | 18         | 7         | 30        | 109        | 0        | 4         | 1         | 56         | 146        | 7         | 7         | .506        | .340        | 8         |
| 2018                       | Midland   | .283        | 131        | 502         | 66         | 142        | 38         | 3         | 14        | 90         | 0        | 5         | 1         | 47         | 142        | 5         | 0         | .454        | .342        | 12        |
| 2019                       | Las Vegas | .297        | 112        | 451         | 101        | 134        | 29         | 6         | 37        | 104        | 0        | 7         | 4         | 38         | 127        | 8         | 1         | .634        | .352        | 8         |
|                            | OAKLAND   | .293        | 26         | 75          | 11         | 22         | 8          | 2         | 0         | 13         | 0        | 0         | 1         | 7          | 23         | 1         | 0         | .453        | .361        | 0         |
| <b>Major League Totals</b> |           | <b>.293</b> | <b>26</b>  | <b>75</b>   | <b>11</b>  | <b>22</b>  | <b>8</b>   | <b>2</b>  | <b>0</b>  | <b>13</b>  | <b>0</b> | <b>0</b>  | <b>1</b>  | <b>7</b>   | <b>23</b>  | <b>1</b>  | <b>0</b>  | <b>.453</b> | <b>.361</b> | <b>0</b>  |
| <b>Minor League Totals</b> |           | <b>.274</b> | <b>573</b> | <b>2183</b> | <b>364</b> | <b>598</b> | <b>126</b> | <b>26</b> | <b>92</b> | <b>391</b> | <b>2</b> | <b>24</b> | <b>13</b> | <b>234</b> | <b>592</b> | <b>39</b> | <b>12</b> | <b>.482</b> | <b>.344</b> | <b>46</b> |

### LIFETIME PITCHING RECORD

| Year | Club     | W | L | ERA  | G | GS | CG | SHO | SV | IP  | H | R | ER | HR | HB | BB | IBB | SO | WP | BK |
|------|----------|---|---|------|---|----|----|-----|----|-----|---|---|----|----|----|----|-----|----|----|----|
| 2017 | Stockton | 0 | 0 | 0.00 | 1 | 0  | 0  | 0   | 0  | 0.2 | 1 | 0 | 0  | 0  | 0  | 0  | 0   | 0  | 0  | 0  |

### CAREER TRANSACTIONS

2015 — Selected by the Oakland Athletics organization in the 19th round of the First-Year Player Draft.

### WILD CARD RECORD

| Year | Club/Opp.  | AVG. | G | AB | R | H | 2B | 3B | HR | RBI | SH | SF | HP | BB | SO | SB | CS | SLG  | OBP  | E |
|------|------------|------|---|----|---|---|----|----|----|-----|----|----|----|----|----|----|----|------|------|---|
| 2019 | OAK vs. TB | .000 | 1 | 1  | 0 | 0 | 0  | 0  | 0  | 0   | 0  | 0  | 0  | 0  | 0  | 0  | 0  | .000 | .000 | 0 |

### BROWN'S CAREER BESTS

Hits: 4, August 29, 2019 at Kansas City

Home Runs: None

Runs Batted In: 3, August 30, 2019 at New York (AL)

Stolen Bases: None

Hitting Streak: 4 (twice), last: September 11 to 15, 2019

Hitless Streak (At Bats): 19, September 17, 2019 to present

Game Ending RBI: None


Grand Slams: None

Pinch-Hit Home Runs: None

Inside-The-Park Home Runs: None

Lead Off Home Runs: None



**INFIELDER****Height/Weight:** 6-3 / 215**Bats/Throws:** Right / Right**Birthdate:** April 9, 1987**Opening Day Age:** 32**Birthplace/Resides:** Norwich, Connecticut / Colchester, Connecticut**Major League Service:** 2 years, 24 days**Obtained:** Signed to a minor league contract, November 13, 2018**Contract Status:** First year of a one-year contract through 2020**NON-ROSTER INVITEE****CAREER HIGHLIGHTS**

Spent three seasons in the majors with the New York Mets from 2014-16 and is a .221 (97-for-438) hitter with seven home runs and 44 RBI in 196 games...has a .290 (956-for-3291) average with 77 home runs and 510 RBI in 966 games over 11 seasons in the minors...has walked 490 times for a .389 on-base percentage...was originally selected by New York (NL) in the 8th round of the 2008 draft and spent the first nine seasons of his professional career with the Mets...played for Hanshin in Japan in 2017 before returning to the United States in the Marlins farm system in 2018.

**2019 HIGHLIGHTS**

Spent the entire season at Triple-A Las Vegas where he batted .276 with 16 home runs and 65 RBI in 94 games...added 54 walks for a .382 on-base percentage...the 16 home runs were his most as a minor leaguer and his 64 runs scored matched his best from 2010...hit .337 (33-for-98) against left-handed pitching compared to .252 (59-for-235) against right-handers...had a .303 average with runners in scoring position...belted 14 of his 16 home runs at home and collected 18 of his 24 doubles on the road...slugged .570 at home, .423 on the road...hit .321 in April, .412 in August and .243 in between...batted .303 at night, .077 in 12 games during the day...had a .414 on-base percentage when leading off an inning...started 48 games at first base, 34 at third base and four at second base...committed just one error at third base (.986 fielding percentage) and three at first base (.993)...made two errors in seven games overall at second base for a .917 fielding percentage...went 2-for-11 (.182) in three games as the designated hitter and was 0-for-2 with a walk as a pinch hitter...also allowed five runs on seven hits and two walks in 2.2 innings in two relief appearances (13.50 ERA)...hit in every spot in the batting order, with his most action coming with 19 games in the three spot.

**LAS VEGAS:** Reached base safely in each of his first 14 games through April 24, batting .333 with a .455 on-base percentage...had a season-high seven-game hitting streak from April 16-24 (12-for-30, .400)...had back-to-back three-hit games April 18 at Sacramento and April 19 at Fresno...the three hits were a season high...batted .321 with 10 walks and a .441 on-base percentage in 15 games in April...then hit .230 in 22 games in May but drew 15 walks for a .367 on-base percentage...pitched the final 1.2 innings of Las Vegas 14-3 loss to Fresno on May 6 (3 h, 1 r, 0 er, 1 bb)...it was his second career outing on the mound, with the first also coming for Las Vegas on April 15, 2013 against Colorado Springs...homed and drew a season-high three walks in four plate appearances against Tacoma on May 13...had an RBI in eight consecutive games from June 2-15 (12 RBI total) and drove in 18 runs over an 11-game span from June 2-20...made his second pitching appearance of the season and the third of his career June 6 against Round Rock (1.0 ip, 4 h, 4 r, 4 er, 1 bb, 1 hr)...started that game at first base and was 0-for-4 when he took the mound in the top of the ninth inning...then hit a three-run home run in the bottom of the ninth...that started a streak of three consecutive games with a home run through June 8...matched his season high with a seven-game hitting streak from July 3-13...went 12-for-31 (.387) with three home runs, 10 RBI and nine runs scored during the streak...had his lone two-homer game of the season and matched his season high with four RBI on July 11 against Salt Lake...went 6-for-39 (.154) with two RBI over a 12-game stretch from July 15 to Aug. 1...then had five straight multiple hit games from Aug. 2-7 and went 17-for-30 (.567) with six doubles, three home runs, 12 RBI, eight walks

and seven multiple hit games over an eight-game stretch from Aug. 2-10...had back-to-back four RBI games Aug. 2 and 3 against Oklahoma City...hit .412 with four home runs, 17 RBI, 13 walks and a 1.300 OPS in 15 games in August...was placed on the injured list Aug. 18 with a strained left thigh...was reinstated Sept. 1 and went 0-for-8 over his final two regular season games...hit .300 (6-for-20) with four runs, two doubles, two RBI and two walks in five postseason games.

## CAREER

**2018**—Spent the entire season at Triple-A New Orleans in the Miami organization before a biceps injury ended his season in early August...batted .313 with six home runs and 68 RBI in 95 games...added 58 walks and was hit by a pitch nine times for a .420 on-base percentage...his on-base percentage ranked second in the Pacific Coast League and was sixth best among all full-season minor leaguers...also ranked ninth in the PCL in batting and walks...his RBI were his most as a minor leaguer...was named to the PCL Midseason All-Star team...hit .333 against left-handed pitchers compared to 309 against right-handers...had a .343 batting average with runners in scoring position...hit all six of his home runs with runners on base...went 4-for-7 (.571) with a walk with the bases loaded...batted .339 with a .413 on-base percentage when leading off an inning...also hit .329 at home, .328 at night, .335 as a second baseman and .375 in the eighth inning or later...appeared in 58 games at second base, 24 at third base, eight at first base, two at shortstop, two in left field and one in right field...committed four errors as a second baseman for a .984 fielding percentage and two as a third baseman for a .963 fielding percentage...also made one error in left field...went 3-for-5 (.600) in one game as the designated hitter and was 0-for-1 with a walk and a RBI as a pinch hitter...hit in every spot in the batting order...saw his most extensive action from the three spot where he hit .338 in 64 games...reached base safely in 23 consecutive games from April 26 to May 21...hit .440 with a .520 on-base percentage during the streak, which boosted his batting average to .358 and his on-base percentage to .450...had a season-best 11-game hitting streak from April 28 to May 8...was 22-for-45 (.489) with 11 runs, 10 RBI and seven multiple hit games over that span...had his first of two four-hit games May 7 at Omaha and then drove in a season-high four runs the next day at Round Rock...batted .360 with a .454 on-base percentage in May...ranked fourth in the PCL in on-base percentage and fifth in batting...then hit .360 with a .473 on-base percentage in June...ranked second in RBI (26) and walks (20), fourth in on-base percentage, sixth in OPS (1.031) and eighth in batting...went 12-for-23 (.522) over a six-game stretch from June 6 to 11...matched his season-high with four hits and four RBI June 6 at Las Vegas and fell a home run short of the cycle...started at second base for the PCL in the Triple-A All-Star Game July 11 at Columbus and went 0-for-2 with a walk and a run scored...matched his season high with four RBI Aug. 4 at Albuquerque...was placed on the disabled list Aug. 8 with a strained left biceps and missed the remainder of the season.

**2017**—Played in 21 games for Hanshin in Japan and batted .191 with a home run and five RBI...added seven walks for a .286 on-base percentage...played in seven games at third base and five at first base.

**2016**—Was on the Opening Day roster for New York (NL) and batted .173 with a home run and nine RBI in 40 games over four stints with the Mets...hit .212 against left-handed pitchers compared to .143 against right-handers...batted .296 during the day...his average improved to .300 with runners in scoring position and two outs...had a .276 average in the seventh inning or later...appeared in 21 games at first base, seven at third base, two in left field and one at second base...went 4-for-11 (.364) with four walks and four RBI as a pinch hitter and is a .308 (16-for-52) career hitter in the pinch with 14 walks (1 hbp, 2 sf, .449 on-base percentage), four doubles and 12 RBI...went 0-for-3 over his first two games before he was optioned to Las Vegas April 12...recalled on April 16 and hit .160 in 27 games during his second stint...matched his career high with three RBI May 24 at Washington...was optioned May 31 but returned to the Mets June 7 as the 26th man for a doubleheader at Pittsburgh...did not play in the game and was optioned back to Las Vegas following the game...was recalled for the final time Sept. 6 and went 3-for-12 (.250) with four RBI in 10 games in September...was on the Mets roster for the Wild Card Game against San Francisco on Oct. 5 and struck out as a pinch hitter in the eighth inning in a 3-0 loss...spent the balance of the season with Triple-A Las Vegas where he hit .301 with seven home runs and 47 RBI in 83 games...added 41 walks for a .390 on-base percentage...hit .320 against right-handed pitching compared to .265 against left-handers...batted .348 with runners in scoring position...

had a .415 batting average and .513 on-base percentage when leading off an inning...played in 44 games at first base, 17 at third base, 16 in left field, four in right field and two at second base... had a 12-game hitting streak from July 9 to 26 (16-for-45, .356)...hit .317 over his final 33 games.

**2015**—Had three stints with the Mets...began the season with Triple-A Las Vegas before being recalled for the first time on April 15...was optioned back to the 51s on May 5...recalled by New York on May 16...optioned back to Vegas on Aug. 10...recalled for the final time on Sept. 1...hit .286 after the All-Star Break...went 4-for-13 (.308) as a pinch hitter...tied his career high with three hits on Sept. 27 at Cincinnati...it was the third time he accomplished the feat...scored a career-high three runs and walked a career-high three times on June 28 vs. Cincinnati...became the second Met to score three runs without recording an at bat...it was also done by Mookie Wilson on July 17, 1986 at Houston...gave the Mets a lead with a two-run pinch-hit single in the seventh inning on July 21 at Washington...flipped a 2-1 deficit to a 3-2 Mets lead...was leading the Pacific Coast League in batting average, on-base percentage and slugging percentage when he was recalled on April 15.

**2014**—Made his Major League debut on May 10 after the Mets selected his contract from Triple-A Las Vegas earlier that day...remained with the Mets for the rest of the season...collected his first hit on May 11 vs. Philadelphia off Cole Hamels...hit .500 (6-for-12) through his first six games, tying Mike Vail (10-for-20 in 1975) and Daniel Murphy (9-for-18 in 2008) for the highest mark through six Major League games in franchise history (min. 10 at bats)...had six RBI through his first eight games, which tied for the sixth most in franchise history through a player's first eight games...had his first career home run on May 21 vs. Los Angeles (NL) off Hyun-Jin Ryu...had a season-best 10-game hitting streak from June 27 to July 13 (16-for-37, .432)...stole home on Aug. 29 vs. Philadelphia...started games at first base (14), third base (13), left field (6), right field (2), second base (1) and designated hitter (1)...also appeared in two games at shortstop.

**2013**—Hit .357 after the All-Star Break for Triple-A Las Vegas of the Pacific Coast League...in May, fashioned a .352 average...in 24 July contests, he compiled a .321 mark and then batted .355 in 31 games in August...batted .339 vs. left-handed pitching and .302 vs. right-handers...saw action at first base, third base, left field and right field...batted .368 with runners in scoring position and .350 with runners on and two outs...had 32 multiple hit games on the year: 22 with two hits and 10 with three hits...knocked in four runs twice: May 1 at Reno and June 19 at Tucson.

**2012**—Spent the entire season at Double-A Binghamton for the second consecutive year and batted .297 with nine home runs and 50 RBI in 115 games...was named to the Eastern League Midseason All-Star team and was named the All-Star Game Top Star...ranked fifth in the league in on-base percentage (.391) and 10th in batting...hit .356 against left-handed pitchers, .337 during the day and .312 on the road...appeared in 56 games at first base, 45 in left field and one at third base...had two home runs and five RBI June 9 at Trenton.

**2011**—Hit .247 with four home runs and 46 RBI in 126 games with Double-A Binghamton...had a .311 average after the All-Star Break...appeared in 56 games at third base, 43 at first base, 13 in left field and 12 in right field...hit .377 in 24 games in August.

**2010**—Batted a combined .306 with 10 home runs and 51 RBI in 99 games with St. Lucie, Binghamton and the GCL Mets...was selected the Florida State League Player of the Week for the week ending May 10.

**2009**—Started the year at Single-A Savannah where he hit .248 with five home runs and 47 RBI in 95 games...also went 6-for-22 (.273) in seven games with Single-A St. Lucie

**2008**—Made his professional debut with Brooklyn of the New York-Penn League and hit .260 with four home runs and 28 RBI in 66 games.

## PERSONAL/MISCELLANEOUS

Eric Singleton Campbell was originally signed by Mets scout Art Pontarelli...graduated from Norwich (CT) Free Academy and was a member of the state champion baseball team in 2003...

attended Boston College where he was co-captain on the baseball team...was named to the All-ACC Second Team as a sophomore in 2007...was teammates with Pete Fratus and one of the driving forces behind the ALS Ice Bucket Challenge in 2014.

### LIFETIME PLAYING RECORD

| Year                       | Club            | AVG.        | G          | AB          | R          | H          | 2B         | 3B        | HR        | RBI        | SH        | SF        | HP        | BB         | SO         | SB        | CS        | SLG         | OBP         | E         |
|----------------------------|-----------------|-------------|------------|-------------|------------|------------|------------|-----------|-----------|------------|-----------|-----------|-----------|------------|------------|-----------|-----------|-------------|-------------|-----------|
| 2008                       | Brooklyn        | .260        | 66         | 215         | 27         | 56         | 9          | 0         | 4         | 28         | 4         | 2         | 6         | 28         | 41         | 1         | 2         | .358        | .359        | 6         |
| 2009                       | Savannah        | .248        | 95         | 339         | 42         | 84         | 23         | 0         | 5         | 47         | 0         | 3         | 5         | 48         | 57         | 6         | 4         | .360        | .347        | 5         |
|                            | St. Lucie       | .273        | 7          | 22          | 5          | 6          | 2          | 0         | 0         | 0          | 0         | 0         | 1         | 5          | 1          | 0         | 0         | .364        | .429        | 1         |
| 2010                       | St. Lucie       | .335        | 46         | 170         | 37         | 57         | 14         | 1         | 4         | 20         | 1         | 1         | 3         | 21         | 22         | 2         | 5         | .500        | .415        | 4         |
|                            | Binghamton      | .279        | 50         | 179         | 26         | 50         | 11         | 0         | 6         | 30         | 4         | 2         | 2         | 12         | 32         | 1         | 0         | .441        | .328        | 6         |
|                            | GCL Mets        | .273        | 3          | 11          | 1          | 3          | 1          | 0         | 0         | 1          | 0         | 0         | 0         | 1          | 1          | 1         | 0         | .364        | .273        | 0         |
| 2011                       | Binghamton      | .247        | 126        | 405         | 46         | 100        | 23         | 2         | 4         | 46         | 2         | 3         | 8         | 54         | 75         | 6         | 2         | .343        | .345        | 20        |
| 2012                       | Binghamton      | .297        | 115        | 394         | 53         | 117        | 25         | 2         | 9         | 50         | 2         | 5         | 6         | 58         | 76         | 10        | 5         | .439        | .391        | 2         |
| 2013                       | Las Vegas       | .314        | 120        | 341         | 61         | 107        | 25         | 3         | 8         | 66         | 4         | 4         | 10        | 66         | 60         | 12        | 4         | .475        | .435        | 7         |
| 2014                       | Las Vegas       | .355        | 33         | 141         | 39         | 50         | 15         | 0         | 3         | 24         | 0         | 0         | 2         | 20         | 20         | 3         | 1         | .525        | .442        | 4         |
|                            | NEW YORK (NL)   | .263        | 85         | 190         | 16         | 50         | 9          | 0         | 3         | 16         | 0         | 3         | 1         | 17         | 55         | 3         | 0         | .358        | .322        | 2         |
| 2015                       | Las Vegas       | .363        | 33         | 113         | 28         | 41         | 9          | 1         | 5         | 18         | 0         | 0         | 4         | 25         | 20         | 7         | 2         | .593        | .493        | 4         |
|                            | NEW YORK (NL)   | .197        | 71         | 173         | 28         | 34         | 8          | 0         | 3         | 19         | 1         | 2         | 4         | 26         | 37         | 5         | 3         | .295        | .312        | 8         |
| 2016                       | NEW YORK (NL)   | .173        | 40         | 75          | 9          | 13         | 1          | 0         | 1         | 9          | 0         | 1         | 2         | 10         | 24         | 1         | 0         | .227        | .284        | 1         |
|                            | Las Vegas       | .301        | 83         | 302         | 63         | 91         | 15         | 4         | 7         | 47         | 0         | 5         | 6         | 41         | 55         | 7         | 3         | .447        | .390        | 8         |
| 2017                       | Hanshin (Japan) | .191        | 21         | 47          | 5          | 9          | 2          | 0         | 1         | 5          | 0         | 0         | 0         | 7          | 17         | 0         | 0         | .298        | .296        | 3         |
| 2018                       | New Orleans     | .313        | 95         | 326         | 54         | 102        | 21         | 2         | 6         | 68         | 0         | 9         | 9         | 58         | 61         | 8         | 4         | .445        | .420        | 7         |
| 2019                       | Las Vegas       | .276        | 94         | 333         | 64         | 92         | 24         | 0         | 16        | 65         | 1         | 2         | 4         | 54         | 68         | 6         | 3         | .382        | .492        | 6         |
| <b>Major League Totals</b> |                 | <b>.221</b> | <b>196</b> | <b>438</b>  | <b>53</b>  | <b>97</b>  | <b>18</b>  | <b>0</b>  | <b>7</b>  | <b>44</b>  | <b>1</b>  | <b>6</b>  | <b>7</b>  | <b>53</b>  | <b>116</b> | <b>9</b>  | <b>3</b>  | <b>.311</b> | <b>.312</b> | <b>11</b> |
| <b>Minor League Totals</b> |                 | <b>.290</b> | <b>966</b> | <b>3291</b> | <b>546</b> | <b>956</b> | <b>217</b> | <b>15</b> | <b>77</b> | <b>510</b> | <b>18</b> | <b>36</b> | <b>66</b> | <b>490</b> | <b>589</b> | <b>70</b> | <b>35</b> | <b>.436</b> | <b>.389</b> | <b>80</b> |

### LIFETIME PITCHING RECORD

| Year          | Club      | W        | L        | ERA          | G        | GS       | CG       | SHO      | SV       | IP         | H         | R        | ER       | HR       | HB       | BB       | IBB      | SO       | WP       | BK       |
|---------------|-----------|----------|----------|--------------|----------|----------|----------|----------|----------|------------|-----------|----------|----------|----------|----------|----------|----------|----------|----------|----------|
| 2013          | Las Vegas | 0        | 0        | 36.00        | 1        | 0        | 0        | 0        | 0        | 1.0        | 4         | 4        | 4        | 1        | 0        | 1        | 0        | 1        | 0        | 0        |
| 2019          | Las Vegas | 0        | 0        | 13.50        | 2        | 0        | 0        | 0        | 0        | 2.2        | 7         | 5        | 4        | 1        | 0        | 2        | 0        | 0        | 0        | 0        |
| <b>Totals</b> |           | <b>0</b> | <b>0</b> | <b>19.64</b> | <b>3</b> | <b>0</b> | <b>0</b> | <b>0</b> | <b>0</b> | <b>3.2</b> | <b>11</b> | <b>9</b> | <b>8</b> | <b>2</b> | <b>0</b> | <b>3</b> | <b>0</b> | <b>1</b> | <b>0</b> | <b>0</b> |

### CAREER TRANSACTIONS

**2008** — Selected by the New York Mets organization in the 8th round of the First-Year Player Draft. **2016** — Elected free agency, November 7. **2018** — Signed by the Miami Marlins to a minor league contract, February 1. Elected free agency, November 2; signed by the Oakland Athletics to a minor league contract, November 13.

### WILD CARD RECORD

| Year | Club/Opp. | AVG. | G | AB | R | H | 2B | 3B | HR | RBI | SH | SF | HP | BB | SO | SB | CS | SLG  | OBP  | E |
|------|-----------|------|---|----|---|---|----|----|----|-----|----|----|----|----|----|----|----|------|------|---|
| 2016 | NY vs. SF | .000 | 1 | 1  | 0 | 0 | 0  | 0  | 0  | 0   | 0  | 0  | 0  | 0  | 1  | 0  | 0  | .000 | .000 | 0 |

### CAMPBELL'S CAREER BESTS

**Hits:** 3 (three times), last: September 27, 2015 at Cincinnati  
**Home Runs:** 1 (seven times), last: May 24, 2016 at Washington  
**Runs Batted In:** 3 (twice), last: May 24, 2016 at Washington  
**Stolen Bases:** 2, June 7, 2015 at Arizona  
**Hitting Streak:** 10, June 27 to July 13, 2014  
**Hitless Streak (At Bats):** 28, May 18 to June 5, 2015  
**Game Ending RBI:** None  
**Grand Slams:** None  
**Pinch-Hit Home Runs:** None  
**Inside-The-Park Home Runs:** None  
**Lead Off Home Runs:** None



**OUTFIELDER/FIRST BASEMAN**

**Height/Weight:** 6-2 / 209      **Bats/Throws:** Right / Right

**Birthdate:** February 15, 1989      **Opening Day Age:** 31

**Birthplace/Resides:** San Jose, California / Scottsdale, Arizona

**Major League Service:** 4 years, 92 days

**Obtained:** Acquired from Colorado for Austin House and cash, December 11, 2014

**Contract Status:** First year of a one-year contract through 2020

**CAREER HIGHLIGHTS**

Is a .262 hitter with an .851 OPS, 43 home runs and 110 RBI in 248 games over the last two years after batting .237 with a .700 OPS, 24 home runs and 90 RBI in 197 games over his first three seasons in the majors...has played 317 games in the outfield (142 in left field, 137 in center field, 65 in right field), 113 at first base and four at third base...split the 2017 season between Oakland and Triple-A Nashville, his first minor league action since 2014...missed most of the 2016 season following May 24 hip surgery...led American League rookies and ranked fourth among Major League rookies with 70 RBI in 2015...was acquired by the A's December 11, 2014 from the Rockies, who selected him from the Marlins organization in the Rule 5 draft earlier that day.

**2019 HIGHLIGHTS**

Started games at five different positions and batted a career-high .273 with a career-high 26 home runs and 58 RBI in 126 games... also had career highs in runs (80), walks (67), extra base hits (45), OPS (.913), on-base percentage (.396), slugging percentage (.517), games and strikeouts (107) and matched his best in hits (112) and triples (3)...was hit by a pitch a career-high 18 times, which tied for second in the American League and was fourth most in Athletics history...finished the year with 497 plate appearances, which left him five short of qualifying for the league leaders...based on a minimum of 450 plate appearances, he had the fourth-highest on-base percentage in the AL...started 55 games in center field, 25 in right field, 13 at designated hitter, 11 at first base, eight in left field...the A's had a 75-37 (.670) record with him in the starting lineup, 22-28 (.440) when he didn't start...started nine of the A's 25 games at first base from March 31-April 28 when Matt Olson first went on the IL, eight of the A's 10 games at designated hitter from May 20-31 with Khris Davis injured, 19 of the A's 20 games in right field from July 2-26 while Stephen Piscotty was on the IL and 50 of the A's final 54 games in center field while Ramón Laureano was on the IL and when Laureano moved to right field following his return...batted .297 (83-for-279) against right-handed pitchers compared to .221 (29-for-131) against left-handers...hit .310 with a 1.035 OPS at home compared to .238 with a .796 OPS on the road...had a .300 batting average and 18 of his 26 home runs with the bases empty...batted .221 with runners in scoring position...hit .232 with a .369 on-base percentage before the All-Star Break, .301 with a .415 on-base percentage after the break...ranked third in the AL in on-base percentage after the break...hit .315 with 12 home runs and 32 RBI in 56 games while playing center field and .300 with seven home runs and 12 RBI in 16 games as the designated hitter...batted .211 with seven home runs and 14 RBI at all other positions...including .125 (1-for-8) with a home run, two RBI, a walk and a hit by pitch as a pinch hitter...is now 9-for-46 (.196) in the pinch in his career but five of the nine hits are for extra bases (two doubles, three home runs)...committed two errors, both in his 90 games as an outfielder (.990 fielding percentage)...started games at every spot in the order except first, third and ninth...made 40 starts hitting clean-up and a team-leading 37 starts in the five spot.

**ATHLETICS MOST HIT BY PITCH, SEASON**

- 20 Jason Kendall (2005)
- 20 Don Baylor (1976)
- 19 Frank Menecchino (2001)
- 18 Mark Canha (2019)**
- 15 Olmedo Saenz (1999)
- 15 Eddie Collins (1911)

**OAKLAND:** Was on the A's Opening Day roster and was batting .200 with two home runs and four RBI in 18 games when he was placed on the 10-day injured list April 29 with a sprained right wrist...went 1-for-8 (.125) with a double, RBI, sacrifice fly and three strikeouts on a two-game

rehab assignment with Triple-A Las Vegas on May 10 and 11 and was reinstated May 13...hit his third career pinch-homer May 21 at Cleveland (had two in 2018)...homered in three consecutive games for the first time in his career from May 21-24 to start a 15-game streak through June 8 where he batted .319 with five home runs...finished May with seven home runs and 13 RBI in just 16 games...the home runs were his most ever in a month and tied for 10th in the AL in May...hit .207 with two home runs over his final 19 games before the All-Star Break from June 9 to July 7...committed his first error of the season June 16 against Seattle, which snapped a 152-game errorless streak as an outfielder...the streak was fifth longest in Oakland history by an outfielder...it was his first error since June 1, 2017...had three straight multiple hit games against Chicago July 12-14 to begin post All-Star Break play and batted .331 with 10 home runs, 23 RBI and a 1.009 OPS over a 38-game stretch from July 12 to Aug. 26...had his first career two-homer game July 17 against Seattle...added another on Aug. 25 against San Francisco...was hit by a pitch an Oakland-record-tying two times July 20 at Minnesota...did it again on Sept. 17 against Kansas City...went 3-for-3 with a walk and two stolen bases Aug. 1 against Milwaukee...it was the second two-steal game of his career (June 12, 2015 at Los Angeles-AL)...that started a season-ending streak where he reached base safely in each of his final 23 home games...went 33-for-83 (.398) with 12 walks and six hit by pitches (.505 on-base percentage) in those games...reached base safely in a career-high 23 consecutive games from Aug. 13 to Sept. 8...hit .318 with a .442 on-base percentage during the streak...had a 10-game hitting streak from Aug. 14 to 26, which fell one short of his career high...went 19-for-42 (.452) with five home runs, 11 RBI, and seven multiple hit games during the streak...was named American League Player of the Week for the week of Aug. 19-25 after going 9-for-19 (.474) with five runs, a double, four home runs, seven RBI and four multiple hit games in five games...it was his first weekly honor...hit .347 with a .434 on-base percentage, .602 slugging percentage and 1.036 OPS in August...the batting average and on-base percentage were the best single-month marks of his career...went 0-for-4 with four strikeouts and a hit by pitch Sept. 7 against Detroit...the four strikeouts matched his career high (third time, last: June 1, 2017 at Cleveland)...then hit .313 with a .429 on-base percentage over his final 18 games...had the game-ending RBI double in the bottom of the 11th inning Sept. 18 against Kansas City...it was his fourth career walk-off RBI (two doubles, two home runs)...started in center field in the Wild Card game on Oct. 2 against Tampa Bay and went 0-for-3 with a walk.

## CAREER

**2018**—Started games at five different positions for the A's and batted .249 with 17 home runs and 52 RBI in 122 games...had a career-high tying 22 doubles...hit .282 with 13 of his 17 home runs against left-handed pitchers compared to .227 against right-handers...tied for second in the American League in home runs against lefties...slugged .604 against lefties, .343 against righties...hit .291 or better in four months (.308 in April, .299 in June, .291 in July, .303 in September) and .183 or lower in the other two (.183 in May, .135 in August)...was batting .261 with 12 home runs and 38 RBI in 75 games before the All-Star Break...then hit .225 with five home runs and 14 RBI in 47 games after the break...batted .268 with runners in scoring position but that increased to .375 with RISP and two outs...12 of his 17 home runs were solo shots...had a .289 batting average on the road, .202 at home...started games at all three outfield positions (53 in center field, 28 in left field, eight in right field) and also made nine starts at first base and two at designated hitter...did not commit an error in 108 games and 202 total chances overall in the outfield and was one of five qualifying outfielders in the majors to go errorless...the total chances were third most in Oakland history among outfielders with no errors in a season (Javier, 335 in 1995; Crisp, 309 in 2013)...had just one assist in 821.0 innings and his average of 0.01 assists per nine innings was second lowest in Oakland history among outfielders (Crisp, 0 in 900.2 innings in 2014)...hit 11 home runs in 62 games as a center fielder, six home runs in his other 60 games...was 6-for-14 (.429) with a double, two home runs, five RBI and two walks as a pinch hitter...tied for second among AL pinch hitters in hits and home runs, tied for third in RBI and tied for fourth in extra base hits (3)...started games in every spot in the batting order except leadoff...made a team-leading 34 starts batting seventh...began the season at Triple-A Nashville and was 2-for-8 (.250) with a home run and RBI in two games when he was recalled by Oakland April 8...spent the remainder of the season with the A's...went 3-for-12 (.250) over his first four games but then hit safely in each of his next eight contests from April 16-24 (11-for-29, .379), which was the longest hitting streak of his career at the time...finished April with a .308 batting average, four home runs and 11 RBI in 15 games...had a career-high 11-game hitting streak from June 17 to



July 3...went 13-for-39 (.333) with four home runs and 11 RBI during the streak...that began a 23-game stretch leading into the All-Star Break where he hit .312 with five home runs and 17 RBI in 23 games...batted .299 in June and .291 in July...hit his first career pinch home run July 14 at San Francisco, a two-run go-ahead home run in the seventh inning of the A's 4-3 win...added his second Sept. 21 against Minnesota a two-run game-tying shot in the bottom of the sixth...stole home for the second time in his career July 31 against Toronto (Aug. 5, 2017 at Los Angeles-AL)... is the only Athletic with multiple steals of home over the last 25 years...hit .135 with two doubles and no RBI in 18 games in August...had 57 plate appearances, which are the most by an Athletic in the month of August with no RBI since Eddie Joost in 1948 (62 PA)...then hit .303 with three doubles, three home runs and 10 RBI in 18 games in September...started just five of the A's final 22 games beginning Sept. 5 but went 8-for-25 (.320) with three doubles, a home run and six RBI in 15 games total over that span...including 3-for-6 (.500) with a hit by pitch, double, home run and three RBI as a pinch hitter...had a pinch hit single to lead off the eighth inning Sept. 28 at Los Angeles (AL) for the 70,000th hit in Oakland history...pinch hit in the ninth inning of the Wild Card game at New York on Oct. 3 and struck out.

**2017**—Split his season between Oakland and Triple-A Nashville...hit .208 with five home runs and 14 RBI in 57 games over four stints with the A's in his third season in the majors...also batted .283 with 12 home runs and 50 RBI in 75 games with the Sounds...had 36 hits with Oakland, 19 of which were for extra bases (52.8%)...batted .191 in 29 games over two stints before the All-Star Break (Opening Day-April 14 and May 9-June 8), .226 in 28 games over two stints after the break (Aug. 2-10 and Aug. 25-present)...had a .212 batting average and four of his five home runs against right-handed pitchers, .203 against left-handers...started games at four different positions (16 in center field, 16 in right field, 12 in left field, two at designated hitter)...committed five errors in 53 games as an outfielder and his .953 fielding percentage was the worst among Major League outfielders with 50 or more games...was on the A's Opening Day roster and went 0-for-9 over his first three games before doubling in the sixth inning April 9 at Texas...it was his first hit since April 25, 2016 at Detroit and it snapped a career-high 0-for-25 streak...was 2-for-19 (.105) in six games when he was optioned to Nashville April 15...was recalled May 9 and hit .214 with three home runs and seven RBI in 23 games during his second stint that ran through June 8...went 10-for-21 (.476) over his first seven games...hit his first career walk-off home run May 19 against Boston and it was his second game-ending RBI (double, Aug. 2, 2015 vs. Cleveland)... was optioned to Nashville June 9...was recalled a third time Aug. 2 and went 5-for-16 (.313) in five games before he was optioned to Nashville Aug. 11...stole home Aug. 5 at Los Angeles (AL) to become the first A's player to steal home since Carlos Gonzalez on June 22, 2008 against Florida... was recalled again by Oakland Aug. 25 and spent the rest of the season with the A's, hitting .206 over his final 23 games...tied an Oakland record when he was hit by a pitch twice Sept. 16 at Philadelphia...hit his second walk-off home run of the season in the A's final home game Sept. 27 against Seattle...it marks the 12th time in Oakland history and the 13th time in Athletics history a player had two or more walk-off home runs in a season...had successful arthroscopic surgery to remove a cyst from his right wrist following the season...the surgery was performed by Dr. Steven Shin at the Kerlan-Jobe Clinic in Los Angeles on Nov. 7...his 75 games with Nashville marked his first minor league action since 2014...hit .298 with 11 of his 12 home runs against right-handed pitching compared to .213 against left-handers...had a .948 OPS against righties, .679 against lefties...batted .360 after the break...had a .388 batting average with runners in scoring position... hit .304 with a .400 on-base percentage when leading off an inning...appeared in 61 games in right field, eight in center field, four at designated hitter and three in left field...committed one error in 71 games overall in the outfield for a .993 fielding percentage...hit in every spot in the batting order except first and ninth...hit safely in 10 of his first 11 games with Nashville following his April 15 option (.302)...reached base safely in 22 consecutive games from April 22 to June 17...hit just .213 over that stretch but had a .371 on-base percentage...hit .362 over an 18-game stretch from June 26 to July 15...had a 5-for-5 performance against Las Vegas July 25 when he doubled, homered twice and drove in four runs...added his second four-RBI game of the season July 30 against Salt Lake when he connected for a grand slam in the first inning...batted .330 with five home runs and 24 RBI in 26 games in July.

**2016**—Missed nearly the entire season after undergoing surgery on his left hip...appeared in just 16 games and batted .122 with six RBI...collected five hits but three of those were home runs...

struck out 20 times in 44 plate appearances...started nine games at five different positions (three at first base, two in right field, two in left field, one at third base, one at designated hitter)...made his first career Opening Day start on April 4 against Chicago (AL) and went 0-for-3...homed in back-to-back games April 21 at New York and April 23 at Toronto...was in a 0-for-14 slump when he was placed on the 15-day disabled list May 10 (retroactive to May 9) with a back strain...had surgery on May 24 at the Steadman Clinic in Vail, Col...the surgery was performed by Dr. Marc Philippon, who took down the CAM and pincer lesion that were causing the hip impingement and also performed a labral repair to Canha's left hip...was transferred to the 60-day DL June 11.

**2015**—Was selected by Colorado in the Rule 5 draft prior to the season and traded to the A's... spent the entire season with Oakland, batting .254 with 16 home runs and 70 RBI in 124 games... led American League rookies and ranked fourth among Major League rookies in RBI...his 70 RBI were eighth most in Oakland history by a rookie...also tied for second among AL rookies in doubles (22), ranked third in runs (61) and extra base hits (41), tied for third in home runs, fourth in hits (112), tied for fourth in total bases (188), fifth in walks (33) and tied for fifth in multiple hit games (28)...batted .271 with 13 of his 16 home runs against right-handed pitching...hit .289 with eight home runs and 35 RBI over his final 47 contests...hit 10 of his 16 home runs in the sixth inning or later...started 57 games at first base, a team-leading 48 in left field and one in right field...also appeared in one game at third base...did not have an assist in 61 games overall in the outfield, which were the fourth most games played in Athletics history by an outfielder with no assists...hit .297 as a first baseman, .217 as an outfielder...went 0-for-11 with six strikeouts and a RBI as a pinch hitter...the 11 at bats tied for fifth most among hitless pinch hitters in Oakland history...made a team-leading 57 starts batting second in the order...began his career by hitting safely in each of his first six games, going 11-for-30 (.367) with seven RBI...the six-game hitting streak was third longest in Oakland history by a player to start his career...went 3-for-5 with two doubles and four RBI in his Major League debut April 8 against Texas...the RBI were second most by an Athletic in his debut since the RBI became an official stat in 1920 (5, Ben Grieve on Sept. 3, 1997 vs. San Francisco)...became the third Major Leaguer with at least three hits, two doubles and four RBI in their debuts (Grieve and Ted Kazanski, PHI on June 25, 1953 vs. Chicago)...became the third Oakland Athletic with three hits in his debut (Grieve and Mike Rouse on June 9, 2006 vs New York-AL) and the third with two or more doubles (Grieve 3 in 1997, Carlos Gonzalez 2 on May 30, 2008 vs. Texas)...had a three-run double off Ross Detwiler in the third inning for his first hit... hit his first big league home run April 10 against Seattle in the second inning off Taijuan Walker... had his first career walk-off RBI Aug. 2 against Cleveland, a two-out double in the bottom of the 10th inning...batted .407 over a 15-game stretch from Aug. 5 to 24...that included his first career four-hit game Aug. 18 against Los Angeles (NL)...matched his career high with four RBI Aug. 23 against Tampa Bay and did it again Aug. 31 against Los Angeles (AL)...finished August with 10 doubles and 21 RBI in 25 games, all the best single-month marks of his career...the doubles tied for third in the AL in August and the RBI were the most by an A's rookie in any month since Nick Swisher had 21 in July, 2005...went 3-for-3 with two walks and a hit by pitch Sept. 15 at Chicago (AL) and the six times on base tied the Oakland record for most times on base (H+BB+HBP) in a nine-inning games (seventh time, last: Jack Cust, May 1, 2008 vs. Los Angeles-AL)...is the first Athletic since at least 1914 with at least three hits, two walks and one hit by pitch in a game.

**2014**—Spent the entire season at Triple-A New Orleans where he batted .303 with 20 home runs and 82 RBI in 127 games...added 57 walks for a .384 on-base percentage...ranked sixth in the Pacific Coast League in runs (83), eighth in on-base percentage, ninth in hits (141) and RBI and 10th in total bases (235)...ranked second in the Marlins farm system in home runs, fourth in RBI and seventh in batting...hit .311 against right-handed pitching and .331 with runners in scoring position...appeared in 61 games in left field, 40 at first base and 18 at third base...had his lone two-homer game of the season May 5 at Round Rock...reached base safely in 30 consecutive games from June 17 to July 21, which tied for the third longest reaching base streak in the PCL in 2014...hit .393 with a .481 on-base percentage during the streak...finished June with a .384 batting average and a .457 on-base percentage in 27 games...then hit .337 with a .421 on-base percentage in 26 games in July...hit .100 with a home run and seven RBI in 17 games for Cibaenas in the Dominican Winter League following the season.

**2013**—Batted .273 with 13 home runs and 58 RBI in 128 games for Double-A Jacksonville... ranked third in the Southern League in doubles (32), sixth in on-base percentage (.371) and extra base hits (47) and 10th in total bases (191)...hit .342 after the All-Star Break, .322 on the road and .313 against left-handed pitching...appeared in 111 games at first base and 12 in left field... went 19-for-33 (.576) with eight runs scored, five doubles, three home runs (1.000 slugging percentage), 12 RBI, three walks and a hit by pitch (.622 on-base percentage) during a season-high nine-game hitting streak from July 20 to 29...that included a 5-for-6 performance July 21 at Tennessee...hit .370 with four home runs and 17 RBI in July, his best monthly figures in 2013.

**2012**—Spent the entire season at Single-A Jupiter where he batted .293 with six home runs and 68 RBI in 114 games...tied for the Florida State League lead in sacrifice flies (8), ranked fourth in on-base percentage (.382), eighth in batting, tied for eighth in RBI and tied for 10th in walks (54)...batted .333 with runners in scoring position, .331 against left-handed pitching and .310 on the road...appeared in 90 games at first base, 11 at third base and one at catcher...was on the disabled list from May 2 to 16 with a sprained left thumb...hit .348 in 13 games in May...started at catcher in the second game of a July 16 doubleheader against Tampa...had a .176 (6-for-34) batting average and four RBI in eight postseason games.

**2011**—Batted .276 in his first full season at Single-A Greensboro...ranked second in the South Atlantic League in home runs (25) and slugging (.529)...led the Marlins farm system in RBI and ranked second in home runs...appeared exclusively at first base on defense (95 games)...batted .417 in 13 games in April...was on the disabled list from May 10 to 24 with a sprained left wrist... had a season-high seven RBI at Hagerstown June 7...batted .327 with seven home runs and 26 RBI in 28 games in August...went 8-for-31 (.258) with a double, five walks and eight RBI in seven postseason games to help Greensboro to the SAL Championship.

**2010**—Combined for a .243 batting average with four home runs and 10 RBI in 20 games with the Marlins affiliate in the Gulf Coast Rookie League and Short Season Single-A Jamestown... went 1-for-3 in his debut Aug. 15 at the Mets GCL club...hit his first professional home run in his New York-Penn League debut Aug. 22 in the second game of a doubleheader against Auburn.

## PERSONAL/MISCELLANEOUS

Mark David Canha was originally signed by Marlins scout John Hughes...is married, Marci...is an avid foodie and regularly documents his food experiences on Instagram @bingleaguefoodie...supports the A's Fitness Sluggers program to promote healthy living and eating...graduated from Belarmine College Prep where he earned 2007 West Coast Athletic League MVP honors...attended the University of California, Berkeley where he was a two-time All Pac-10 selection...hit .333 with 22 home runs and 118 RBI in his Cal career.

## LIFETIME PLAYING RECORD

| Year                       | Club         | AVG.        | G          | AB          | R          | H          | 2B        | 3B       | HR        | RBI        | SH       | SF       | HP        | BB         | SO         | SB        | CS       | SLG         | OBP         | E         |
|----------------------------|--------------|-------------|------------|-------------|------------|------------|-----------|----------|-----------|------------|----------|----------|-----------|------------|------------|-----------|----------|-------------|-------------|-----------|
| 2010                       | GCL Marlins  | .176        | 6          | 17          | 3          | 3          | 0         | 0        | 0         | 1          | 0        | 1        | 1         | 2          | 1          | 1         | 1        | .176        | .286        | 0         |
|                            | Jamestown    | .264        | 14         | 53          | 7          | 14         | 3         | 1        | 4         | 9          | 0        | 0        | 0         | 6          | 13         | 0         | 0        | .585        | .339        | 2         |
| 2011                       | Greensboro   | .276        | 107        | 384         | 72         | 106        | 22        | 0        | 25        | 85         | 0        | 7        | 5         | 59         | 85         | 7         | 3        | .529        | .374        | 5         |
| 2012                       | Jupiter      | .293        | 114        | 406         | 65         | 119        | 24        | 3        | 6         | 68         | 1        | 8        | 9         | 54         | 75         | 1         | 3        | .411        | .382        | 10        |
| 2013                       | Jacksonville | .273        | 128        | 425         | 63         | 116        | 32        | 2        | 13        | 58         | 5        | 5        | 15        | 54         | 102        | 6         | 1        | .449        | .371        | 9         |
| 2014                       | New Orleans  | .303        | 127        | 465         | 83         | 141        | 28        | 3        | 20        | 82         | 0        | 7        | 8         | 57         | 112        | 3         | 1        | .505        | .384        | 7         |
| 2015                       | OAKLAND      | .254        | 124        | 441         | 61         | 112        | 22        | 3        | 16        | 70         | 0        | 3        | 8         | 33         | 96         | 7         | 2        | .426        | .315        | 6         |
| 2016                       | OAKLAND      | .122        | 16         | 41          | 4          | 5          | 0         | 0        | 3         | 6          | 1        | 1        | 1         | 0          | 20         | 0         | 1        | .341        | .140        | 1         |
| 2017                       | OAKLAND      | .208        | 57         | 173         | 16         | 36         | 13        | 1        | 5         | 14         | 0        | 1        | 6         | 7          | 56         | 2         | 0        | .382        | .262        | 5         |
|                            | Nashville    | .283        | 75         | 272         | 52         | 77         | 25        | 3        | 12        | 50         | 1        | 3        | 7         | 34         | 62         | 4         | 0        | .529        | .373        | 1         |
| 2018                       | Nashville    | .250        | 2          | 8           | 1          | 2          | 1         | 0        | 1         | 1          | 0        | 0        | 1         | 1          | 0          | 0         | 0        | .750        | .333        | 0         |
|                            | OAKLAND      | .249        | 122        | 365         | 60         | 91         | 22        | 0        | 17        | 52         | 0        | 2        | 10        | 34         | 88         | 1         | 2        | .449        | .328        | 0         |
| 2019                       | OAKLAND      | .273        | 126        | 410         | 80         | 112        | 16        | 3        | 26        | 58         | 0        | 2        | 18        | 67         | 107        | 3         | 2        | .517        | .396        | 2         |
|                            | Las Vegas    | .125        | 2          | 8           | 0          | 1          | 1         | 0        | 0         | 1          | 0        | 1        | 0         | 0          | 3          | 0         | 0        | .250        | .111        | 0         |
| <b>Major League Totals</b> |              | <b>.249</b> | <b>445</b> | <b>1430</b> | <b>221</b> | <b>356</b> | <b>73</b> | <b>7</b> | <b>67</b> | <b>200</b> | <b>1</b> | <b>9</b> | <b>43</b> | <b>141</b> | <b>367</b> | <b>13</b> | <b>7</b> | <b>.450</b> | <b>.333</b> | <b>14</b> |

## CAREER TRANSACTIONS

**2010** — Selected by the Florida Marlins organization in the 7th round of the First-Year Player Draft. **2014** — Selected by the Colorado Rockies in the Rule 5 draft, December 11. Traded to the Oakland Athletics for minor

league pitcher Austin House and cash considerations, December 11. **2016** — On the disabled list, May 9 to October 6. **2019** — On the injured list, April 29 to May 12; included rehabilitation assignment to Las Vegas, May 10 to 12.

### WILD CARD RECORD

| Year          | Club/Opp.   | AVG.        | G        | AB       | R        | H        | 2B       | 3B       | HR       | RBI      | SH       | SF       | HP       | BB       | SO       | SB       | CS       | SLG         | OBP         | E        |
|---------------|-------------|-------------|----------|----------|----------|----------|----------|----------|----------|----------|----------|----------|----------|----------|----------|----------|----------|-------------|-------------|----------|
| 2018          | OAK vs. NYY | .000        | 1        | 1        | 0        | 0        | 0        | 0        | 0        | 0        | 0        | 0        | 0        | 0        | 1        | 0        | 0        | .000        | .000        | 0        |
| 2019          | OAK vs. TB  | .000        | 1        | 3        | 0        | 0        | 0        | 0        | 0        | 0        | 0        | 0        | 0        | 1        | 2        | 0        | 0        | .000        | .250        | 0        |
| <b>Totals</b> |             | <b>.000</b> | <b>2</b> | <b>4</b> | <b>0</b> | <b>0</b> | <b>0</b> | <b>0</b> | <b>0</b> | <b>0</b> | <b>0</b> | <b>0</b> | <b>0</b> | <b>1</b> | <b>3</b> | <b>0</b> | <b>0</b> | <b>.000</b> | <b>.200</b> | <b>0</b> |

### CANHA'S CAREER BESTS

**Hits:** 4, August 18, 2015 vs. Los Angeles (NL)

**Home Runs:** 2 (twice), August 25, 2019 vs. San Francisco; July 17, 2019 vs. Seattle

**Runs Batted In:** 4 (three times), last: August 31, 2015 vs. Los Angeles (AL)

**Stolen Bases:** 2 (twice), last: August 1, 2019 vs. Milwaukee

**Hitting Streak:** 11, June 17 to July 3, 2018

**Hitless Streak (At Bats):** 25, April 25, 2016 to April 9, 2017

**Game Ending RBI:** 4, September 18, 2019 vs. Kansas City (double); September 27, 2017 vs. Seattle (home run), May 19, 2017 vs. Boston (home run), August 2, 2015 vs. Cleveland (double)

**Grand Slams:** None

**Pinch-Hit Home Runs:** 3, May 21 at Cleveland (Trevor Bauer); September 21, 2018 vs. Minnesota (Gabriel Moya); July 14, 2018 at San Francisco (Tony Watson)

**Inside-The-Park Home Runs:** None

**Lead Off Home Runs:** None

### OAKLAND A'S FIVE-HIT GAMES

Bert Campaneris at Washington, August 9, 1968

Reggie Jackson at Boston, June 14, 1969

Sal Bando at Seattle, July 17, 1969

Tito Francona at Chicago, September 12, 1969

Sal Bando at Seattle, September 30, 1969

Joe Rudi vs. Minnesota, September 22, 1970

Dave Duncan vs. Boston, July 12, 1972

Claudell Washington at Detroit, August 30, 1974

Bert Campaneris at Boston, August 22, 1976

Jim Essian at Texas, July 1, 1979

Tony Phillips at Baltimore, May 16, 1986

Stan Javier vs. Cleveland, July 18, 1988

Luis Polonia at Kansas City, September 9, 1988

Dave Henderson at California, April 16, 1991

Rickey Henderson vs. Texas, September 29, 1991

Carney Lansford at California, September 8, 1992

Geronimo Berroa at Minnesota, April 10, 1994

Jason Giambi at Seattle, July 2, 1996

Dave Magadan vs. New York (AL), August 27, 1997

Ben Grieve at Cleveland, April 29, 1998

Mike Stanley at Toronto, September 4, 2000

Miguel Tejada vs. Texas, June 19, 2003

Eric Byrnes at San Francisco, June 29, 2003

Mark Kotsay vs. Seattle, April 30, 2005

Eric Chavez at Atlanta, June 12, 2005

Adam Kennedy at Boston, July 28, 2009


Mark Ellis at Baltimore, August 10, 2009

Adam Kennedy vs. Chicago (AL), August 15, 2009

Ryan Sweeney vs. Cleveland, May 5, 2011

Hideki Matsui at New York (AL), July 24, 2011

Josh Donaldson at Chicago (AL), September 9, 2014



**THIRD BASEMAN**

**Height/Weight:** 6-0 / 215

**Bats/Throws:** Right / Right

**Birthdate:** April 28, 1993

**Opening Day Age:** 26

**Birthplace/Resides:** Victorville, California / Trabuco Canyon, California

**Major League Service:** 2 years, 109 days

**Obtained:** Selected in the 1st round of the 2014 First-Year Player Draft

**Contract Status:** First year of a one-year contract through 2020

**CAREER HIGHLIGHTS**

The A's first round selection (25th pick overall) in the 2014 draft made his Major League debut with Oakland in 2017 and is a .257 hitter with 74 home runs and 199 RBI in 385 games in three seasons with the A's...is a two-time American League Gold Glove winner at third base (2018-19), a two-time AL Platinum Glove winner (2018-19) and the 2018 Wilson Defensive Player of the year...was named to his first American League All-Star team in 2019 and also participated in the Home Run Derby...was the third baseman on *Baseball America's* All-Rookie Team in 2017...was named Texas League Player of the Year in 2016 at Double-A Midland after leading the league in runs (78), home runs (29) and slugging (.521)...hit 36 home runs overall, which ranked third in all of minor league baseball...spent most of his first pro season at Beloit in 2014 but had a late season promotion to Midland and helped the RockHounds to the Texas League Championship...was rated by *Baseball America* as the A's fourth-best prospect following the 2014 season and third best after 2015 and 2016.

**2019 HIGHLIGHTS**

Had career highs in runs (102), home runs (36), RBI (91), walks (73) and extra base hits (75) in his third season in the majors...won his second consecutive Rawlings Gold Glove for American League third basemen, his second straight Wilson Defensive Player of the Year for Major League third basemen and his second straight AL Platinum Glove Award...tied for sixth in the AL in extra base hits and tied for seventh in home runs and games played (156)...set an Athletics record for home runs by a third baseman, breaking the previous mark of 32 by Eric Chavez in 2001...led AL third basemen and ranked fourth among Major League third basemen in home runs...was second among AL third basemen in RBI...scored 100 runs in 2018 and is the fifth player in Oakland history with two seasons of 100 or more runs (Henderson 7, Tejada and Giambi 3, Canseco 2)...his 75 extra base hits tied for ninth most in Oakland history...his 36 home runs are third most in Athletics history by a player in his first three seasons in the majors behind Mark McGwire (49 in 1987) and Reggie Jackson (47 in 1969)...17 of his 36 home runs came in the seventh inning or later, which was the most in the AL, tied for second in the majors and second most in Oakland history to Khris Davis' 19 last year...was fourth in the AL in RBI in the seventh or later...17 of his home runs put the A's ahead, which was second most in the AL...ranked 10th in the AL in game-winning RBI (13) and tied for 10th in go-ahead RBI (23)...had 36 doubles and joins Marcus Semien as the first Athletics with at least 30 doubles and 30 homers in a season since 2002 when both Eric Chavez and Miguel Tejada did it...75 of his 145 hits (51.7%) went for extra bases as have 186 of his 365 career hits (51.0%)...also had career highs in hit by pitches (11), sacrifice flies (3), games (156), at bats (583) and strikeouts (147) and matched his high in stolen bases (1)...tied with Olson for the team-lead in home runs and led the club in strikeouts...batted .249 with an .848 OPS...was named to his first AL All-Star team and also participated in the Home Run Derby...finished sixth in AL MVP voting after placing seventh in 2018...led ML third basemen in fielding percentage (.981), total chances (466), putouts (146) and defensive runs saved (18) and his 311 assists were second to the Rockies Nolan Arenado (337)...led all players, regardless of position, in ultimate zone rating (14.8)...was second among AL third basemen in double plays (27)...his fielding percentage was second best in Oakland history by a

**ATHLETICS MOST HOME RUNS, THIRD BASEMAN**

- 36 Matt Chapman (2019)
- 32 Eric Chavez (2001)
- 31 Sal Bando (1969)
- 29 Eric Chavez (2004)
- 29 Eric Chavez (2003)
- 29 Eric Chavez (2002)

third baseman to Eric Chavez (.987 in 2006) and third in Athletics history (Hank Majeski, .988 in 1947)...ranked fourth in Oakland history in putouts, fifth in games (156), seventh in total chances and eighth in assists...had the most games by an A's third baseman since Sal Bando had 160 in 1975 and the most putouts since Bando had 158 in 1970...his 146 putouts were the most by a ML third baseman since Ryan Zimmerman had 152 for Washington in 2006 and the most by an AL third baseman since Gary Gaetti also had 146 in 1985 for Minnesota...has 66 DRS over the last three years, which is twice as many as the next third baseman (Arenado, 33)...was named best third baseman in the Fielding Bible Awards for the second consecutive season...batted .254 (109-for-429) with an .848 OPS against right-handed pitchers compared to .234 (36-for-154) with an .848 OPS against left-handers...his career splits are .257 with an .850 OPS against righties, .258 with an .819 OPS against lefties...hit .263 with 21 of his 36 home runs and a .926 OPS at home, .235 with a .770 OPS on the road...tied for the AL lead in home runs at home...hit .296 with runners in scoring position but that mark dropped to .200 with RISP and two outs...is a .279 career hitter with RISP, including .189 with RISP and two outs...was batting .268 with 21 home runs and 52 RBI in 89 games before the All-Star Break...then hit .222 with 15 home runs and 39 RBI in 67 games after the break...entered the season with a .236 career average before the break, .280 after the break...batted .230 with 19 home runs and 55 RBI over innings 1-6 and .293 with 17 home runs and 36 RBI in the seventh inning or later...hit safely in each of his five games against Cleveland (7-for-22, .318) and has now hit safely in all 11 of his career games against the Indians...is 18-for-43 (.419) with 12 runs, six doubles, a triple, four home runs and eight RBI (.884 slugging percentage, 1.363 OPS)...averaged 4.19 pitches per plate appearance, which was sixth most in the AL...made a team-leading 88 starts hitting second and also had 64 starts batting third.

**OAKLAND:** Made his second consecutive Opening Day start at third base on March 20 against Seattle in Tokyo and had a double, home run and three RBI...homered in the A's 1-0 win over Boston April 2 to become the first player in Athletics history to hit a first inning home run in a 1-0 victory...had six putouts the next day against the Red Sox to set an Oakland record for putouts in a nine-inning game by a third baseman...the last Athletic to do it was Joe Burns on Aug. 2, 1944 at Chicago...was batting .306 with nine home runs and 22 RBI over his first 35 games through May 4...that would be his last day over .300 as he went 0-for-5 the next day at Pittsburgh to fall to .295...was 0-for-4 with four strikeouts May 7 against Cincinnati...it was the first four-strikeout game of his career (his second came on Sept. 19 at Houston)...hit .176 over a 16-game stretch from May 5 to 24...had his first career game-ending RBI May 10 against Cleveland, a walk-off home run off Brad Hand to lead off the 12th...it was the third time he was at the plate for a walk-off (single and error on July 22, 2018; wild pitch on Sept. 22, 2018)...homered in a career-high tying three consecutive games from May 25-27 (also July 22-24, 2017)...went 1-for-27 over a seven-game span from June 6 to 12...then had a season-best nine-game hitting streak from June 14 to 22 (14-for-34, .412)...that began a 25-game stretch where he hit .366 with 22 runs, 11 doubles, two triples, six home runs, 23 RBI and 13 walks (.443 obp, .770 slug, 1.164 OPS)...hit his second career walk-off home run June 20 against Tampa Bay, a three-run shot off Diego Castillo...had a career-high 41-game errorless streak from June 23 to Aug. 15...had a career-high six RBI June 30 at Los Angeles (AL) when he went 3-for-5 with a double, triple and home run...became the 10th player in Oakland history to fall a single short of the cycle (last: Canha, May 19, 2017)...drove in five runs nine games later against Seattle on July 16...was named to his first AL All-Star team June 30...finished second on the Player Ballot to Alex Bregman, who was voted in by the fans...walked in his only at bat in the All-Star Game July 9 at Cleveland and also scored a run...is the fifth third baseman in Oakland history to be named to the All-Star team (Bando, 1969, 72-74; Gross, 1977; Lansford, 1988; Donaldson, 2014)...also participated in the Home Run Derby on July 8 and hit 13 home runs in a first round loss to Vladimir Guerrero, Jr. (29)...went 2-for-47 (.043) over a 13-game stretch from July 24 to Aug. 7 and both of the hits were home runs...had back-to-back two-homer games Aug. 14 at San Francisco and Aug. 15 against Houston, the third and fourth multi-homer games of his career...it marks the 12th time in Oakland history a player had back-to-back multi-homer games...the last was Khris Davis (April 10-11, 2019)...scored three runs in each of those two games, marking the 16th time in Oakland history a player scored three or more runs in back-to-back games (last: Ben Zobrist, June 14-15, 2015)...then hit .209 over his final 38 games...collected his 100th career double Aug. 31 at New York (AL)...finished the month of September with a .178 batting average, which was the lowest single-month batting average



of his career...however, walked 16 times in 24 games for a .315 on-base percentage...started at third base in the AL Wild Card Game on Oct. 2 against Tampa Bay and went 1-for-3 with a walk.

## CAREER

**2018**—Was one of the top fielders in the game and one of the top hitters in the game after the All-Star Break...earned the American League Gold Glove for third basemen after leading all Major League fielders with 29 defensive runs saved and topping ML third basemen in total chances (484) and assists (331)...also won the Platinum Glove for all AL fielders and was named Defensive Player of the Year by Wilson...hit .309 with 14 home runs, 39 RBI and a .961 OPS in 64 games after the break after batting .250 with 10 home runs, 29 RBI and a .776 OPS in 81 games before the break...led the majors in doubles after the break (25) and led the AL in runs (52) and extra base hits (42)...also ranked third in the AL in hits (80) and OPS (.961), fifth in slugging (.591), seventh in batting and tied for ninth in home runs and RBI...the 25 doubles set an Oakland post-break record and were the most since Ferris Fain had 26 in 87 games in 1952...the 42 extra base hits tied the Oakland record at the time...overall, hit .278 with 24 home runs and 68 RBI in 145 games...tied for seventh in the AL in doubles (42), tied for eighth in triples (6), ranked ninth in OPS (.864) and 10th in runs (100) and extra base hits (72)...finished seventh in AL MVP voting and was one of seven players to be named on all 30 ballots...led the A's in batting, on-base percentage, runs, doubles and triples...became the first Athletic to score 100 runs since Nick Swisher had 106 in 2006...hit .274 with 20 of his 24 home runs against right-handed pitchers, .288 against left-handers...batted .311 with 16 of his 24 home runs and a .984 OPS on the road...hit .246 with a .749 OPS at home...ranked third in the AL in OPS on the road and eighth in batting...11 of his 24 home runs and 35 of his 68 RBI came with two strikes...tied for eighth in the AL in two-strike home runs and tied for ninth in RBI...in addition to leading ML third basemen in total chances and assists, he ranked second in putouts (133) and third in double plays (37) and games (145)...his 20 errors were second most (Devers, BOS 24)...the total chances were second most in Oakland history to the record of 523 set by Sal Bando in 1969...the assists and double plays ranked third and the errors tied for sixth most...made a team-leading 60 starts batting second where hit .291 with 12 home runs and 35 RBI...batted .239 with five home runs with two outs, .293 with 19 home runs with zero or one out...hit .359 with a 1.074 OPS against AL Central teams...had the ninth most grounded into double plays in the AL (18)...made his first career Opening Day start March 29 against Los Angeles (AL) and became the A's fifth different Opening Day starter at third base in the last five years (Plouffe, Valencia, Lawrie, Donaldson)...had a nine-game hitting streak from March 30 to April 7...went 15-for-33 (.455) with nine runs, three home runs, eight RBI and six multiple hit games during the streak...had a career-best streak of five consecutive multiple hit games from April 2-6...was batting .358 with five home runs and 12 RBI over his first 14 games through April 13...singled in the second inning May 27 to snap a career-high 0-for-17 streak (previous: 15, April 28-May 3)...had a career-high 18-game homerless streak from June 12 to July 22...tied an Oakland record June 12 against Houston with three doubles and did it again Aug. 13 against Seattle...is the third player in Oakland history with two three-double games in a season (Rudi, 1974; Grieve, 1998)...had his consecutive games played streak of 149 end on June 15...was placed on the 10-day disabled list June 16 retroactive to June 15 with a right thumb contusion...was hitting .250 with 10 home runs, 26 RBI and a .793 OPS in 69 games when he was placed on the DL...had a one-game rehab assignment with Single-A Stockton on July 2, was reinstated July 3 and hit .300 with 14 home runs, 42 RBI and a .921 OPS over his final 76 games...went 4-for-4 with two doubles, a walk and a stolen base July 7 at Cleveland...it was his first career four-hit game, his first stolen base and the first time he reached base safely five times in a game...reached base safely in a career-high 30 consecutive games from July 11 to Aug. 17...hit .342 with a .415 on-base percentage and .658 slugging percentage during the streak, which was the longest by an Athletic since Jack Cust had a 39-game streak from Aug. 26, 2008-April 18, 2009...had his first career four-RBI game July 23 at Texas...tied an Oakland record with two triples July 26 at Texas...also homered to join Adam Piatt (April 30, 2000 vs. Minnesota) as the only players in Oakland history to homer in a two-triple game...23 of his 33 hits from July 26 to Aug. 24 were for extra bases (13 doubles, three triples, seven home runs)...had a career-high and A's season-high tying 14-game hitting streak from July 31 to Aug. 17...hit .328 with 12 runs, eight doubles, a triple, three home runs and nine RBI during the streak...batted .322 in July...tied for the AL lead in doubles (9) and ranked second in runs (22)...had his only two-homer game of the season and the second of his career Aug. 26 at Minnesota...batted .319 with 22 runs, 12 doubles, one triple, nine home runs



and 18 RBI in 27 games in August...led the majors with 22 extra base hits, which match the most by an Athletic in August since at least 1907 (Bob Johnson, 1938)...it was the second-highest total in any month in Oakland history to Reggie Jackson's 24 in June of 1969...tied for the Major League lead with 12 doubles, which fell one short of the Oakland record for August (13, Lowrie in 2013)... tied for third in the AL in home runs, which also fell one short of the Oakland record of 10 (Davis in 2018, Chavez in 2002, Brosius in 1995)...tied for fifth in the AL in runs and hits (36)...had seven doubles over a 10-game stretch from Sept. 3 to 14...went 1-for-5 in a start at third base in the Wild Card game at New York on Oct. 3...had surgery on his right thumb following the season... Dr. Steven Shin performed an ulnar sided sesamoid bone excision along the right thumb at the Cedars-Sinai Kerlan-Jobe Institute in Los Angeles on Oct. 16...also had surgery on his left shoulder two months later...Dr. William Workman performed a distal clavicle resection procedure at the Bass Surgical Center in Walnut Creek, Calif. on Dec. 14

**2017**—Was selected from Triple-A Nashville June 15 and started 83 of the A's 84 games at third base while on the active roster following his promotion (had a 14-day stint on the DL)...led Major League rookies in doubles (21) and extra base hits (37) after the All-Star Break and ranked third among American League rookies in runs (37), home runs (14) and RBI (37)...batted .234 with 14 home runs and 40 RBI in 84 games overall in his ML debut...ranked sixth among AL rookies in walks (32), seventh in doubles (23), eighth in extra base hits (39), ninth in total bases (137), 10th in home runs and tied for 10th in RBI...was the third baseman on *Baseball America's* All-Rookie Team...had 68 hits, 39 of which went for extra bases (57.4%)...that was the second highest percentage of hits going for extra bases in Athletics history among players with 250 or more plate appearances (59.8%, McGwire in 1995)...turned 34 double plays in 84 games as a third baseman, which ranked fourth among AL third basemen...they were the most in ML history among third basemen with fewer than 100 games played...averaged 3.57 total chances per nine innings, which is the best mark in Oakland history by a third baseman with 40 or more games played... committed 13 errors, which tied for sixth most among AL third basemen...his 83 starts were the most by an A's rookie third baseman since Eric Chavez had 98 in 1999...hit .284 at home compared to .183 on the road...hit .197 against a pitcher the first time he saw him in a game, .309 after that...was selected from Nashville June 15 and made his ML debut that night against New York (AL)...went 0-for-3 with two walks...collected his first big league RBI on a second inning ground out against the Yankees on June 16...then had the game-winning two-run single in the bottom of the eighth inning off Jonathan Holder for his first hit...started all four games at third base in the series against New York and went 3-for-14 (.214) with three RBI and seven strikeouts before he was placed on the 10-day disabled list June 22 retroactive to June 19 with left knee cellulitis...was reinstated July 3...hit his first Major League home run July 15 off Corey Kluber, a solo blast in the third inning...added his second home run in the eighth inning and the two-homer game came in the 13th game of his career...at the time, the only other player in Oakland history with a two-homer game that early in his career is Mitchell Page, who did it in his sixth game on April 13, 1977...also doubled in the fifth inning for the first three-hit game of his career...homered in three straight games July 22-24 to become the first A's rookie to homer in three straight games since Josh Donaldson (Aug. 29-31, 2012)...batted .277 with 15 RBI in 27 games in August...added 10 doubles and four home runs for a .511 slugging percentage...tied for third in the AL in doubles in August...was ejected from the game in the fourth inning Sept. 6 by home plate umpire Mike Everitt...hit .257 with 16 home runs and 30 RBI in 49 games with Nashville...added six doubles and two triples for a .589 slugging percentage...the home runs were tied for third most in the Pacific Coast League and tied for fifth in all of the minor leagues at the time of his June 15 promotion to Oakland...also ranked fifth in the PCL in slugging...hit .304 with 11 home runs and 19 RBI over his final 28 games...hit .320 against left-handed pitching and .247 with 15 of his 16 home runs against right-handers...batted .301 at home, .338 in the sixth inning or later and .417 with a .475 on-base percentage when leading off an inning...went 0-for-7 with six strikeouts over his first two games before going on the disabled list April 8 with a sprained left wrist...was reinstated from the DL April 22...stole two of his five bases for the season on April 28 against New Orleans... had two home runs May 2 at Round Rock...homered in three straight games from May 16-18 and had six home runs over a 10-game span from May 16-25...batted .272 with 11 home runs and 20 RBI in 29 games in May...the home runs led all of minor league baseball...hit safely in each of his final 11 Triple-A games beginning June 2...went 14-for-42 (.333) with five home runs and 10 RBI during the streak.

**2016**—Was named Texas League Player of the Year after batting .244 with 29 home runs and 83 RBI in 117 games with Double-A Midland...led the league in runs (78), home runs, slugging percentage (.521), extra base hits (59) and strikeouts (147), ranked second in RBI, tied for third in walks (59), tied for fourth in total bases (228) and 10th in doubles (26)...was named to the TL Midseason and Postseason All-Star teams and was a *Baseball America* Double-A All-Star...was promoted to Triple-A Nashville in mid-August and hit .197 with seven home runs and 13 RBI in 18 games with the Sounds...combined to hit .237 with 36 home runs and 96 RBI in 135 games...the home runs were third most in all of minor league baseball behind Dylan Cozens (40) and Rhys Hoskins (38) of the Phillies organization...also tied for fourth in the minors in extra base hits (68), ranked sixth in total bases (267) and tied for 10th in RBI...led the A's farm system in home runs, RBI, runs (92), extra base hits and total bases, ranked second in slugging (.519) and third in walks (68)...hit 21 home runs and drove in 60 runs over his final 67 contests...batted .282 with a .709 slugging percentage against left-handed pitching compared to .225 and .468 against right-handers...led TL third basemen in fielding (.971), total chances (342), putouts (87), assists (245) and double plays (41)...overall, he appeared in 118 games at third base and 10 at shortstop...committed 11 errors as a third baseman (.973 fielding percentage) and five as a shortstop (.911)...was rated as the A's No. 3 prospect by *Baseball America* following the season...went 3-for-4 with two home runs and five RBI April 17 against Northwest Arkansas...it was his first of five multi-homer games...went 4-for-8 in a 15-inning game on May 17 against Frisco...had his second two-homer game of the season May 25 at Springfield...started at third base for the South Division All-Stars in the Texas League All-Star Game on June 28 at Springfield and went 0-for-2 with a walk...went 4-for-5 with three doubles and four RBI on July 19 against Corpus Christi...hit .342 with seven home runs and 22 RBI over his final 20 games with Midland...finished July with 27 RBI in 29 games...had two home runs and a season-high six RBI Aug. 6 against Corpus Christi...added another two-homer game four days later on the 10th at Tulsa...was named TL Player of the Week Aug. 15 after going 7-for-22 (.318) with three doubles, three home runs and eight RBI in six games during the week of Aug. 8-14...was promoted to Nashville Aug. 17...had seven home runs and 11 RBI over his final 13 contests...combined in the month of August for nine home runs and 24 RBI in 28 games...hit three home runs Sept. 3 at New Orleans and matched his season high with four hits...went 2-for-14 (.143) with three walks in four postseason games for Nashville.

**2015**—Spent the entire season at Single-A Stockton but appeared in just 80 games due to two stints on the disabled list...batted .250 with 23 home runs and 57 RBI...despite the limited playing time, he led the A's farm system in home runs and tied for seventh with 47 extra base hits...tied for seventh in the California League in home runs for the season but his 23 home runs were the most in the league from May 7 to Aug. 3 (between his two stints on the DL)...hit .259 against right-handed pitching compared to .215 against left-handers...appeared exclusively at third base on defense where he committed 19 errors in 77 games for a .922 fielding percentage...began the season on the DL with a strained left knee and was reinstated May 7...connected for his lone two-homer game of the season May 31 against Lake Elsinore...had six home runs and 12 RBI over an 11-game stretch from June 19 to July 3...then had nine home runs and 19 RBI over a 19-game stretch from July 12 to Aug. 1...had his best month in July when he hit .280 with 10 doubles, a triple, 10 home runs and 22 RBI in 29 games...slugged .673...tied for the lead in all of minor league baseball in July home runs (Adam Duvall, Louisville) and tied for second in extra base hits (21)...was placed on the DL a second time Aug. 4 with a left wrist contusion...was reinstated Sept. 2 and went 0-for-11 over his final three games...was not on the Ports postseason roster...was rated as the A's third-best prospect by *Baseball America* following the season.

**2014**—Spent most of his first professional season at Single-A Beloit of the Midwest League where he batted .237 with five home runs and 20 RBI in 50 games...also appeared in three games with the A's affiliate in the Arizona Rookie League and one with Double-A Midland and hit .246 in 54 games overall...hit .343 when leading off an inning...appeared exclusively at third base on defense where he committed 12 errors in 41 games for a .910 fielding percentage...went 2-for-5 with a double in his professional debut with the A's affiliate in the Arizona Rookie League on June 20 against the Angels...was transferred to Beloit June 23 and hit his first professional home run June 29 against Kane County...was on the disabled list from July 17 to 24 with a left hip contusion...hit his first career grand slam Aug. 22 against Quad Cities and had a season-high six RBI...was sent to Midland Sept. 1 and went 0-for-3 in his only game that day at Frisco...then batted

.310 with two home runs and four RBI in eight postseason games to help the RockHounds to the Texas League Championship...was rated as the A's fourth-best prospect by *Baseball America* following the season.

## PERSONAL/MISCELLANEOUS

Matthew James Chapman was originally signed by A's scout Eric Martins...graduated from El Toro (CA) High School...attended Cal State Fullerton...was All-Big West Honorable Mention as a freshman, Second Team as a sophomore and First Team as a junior...was a *Baseball America* and Louisville Slugger Third-Team All-American as a junior.

### LIFETIME PLAYING RECORD

| Year                | Club          | AVG. | G   | AB   | R   | H   | 2B  | 3B | HR | RBI | SH | SF | HP | BB  | SO  | SB | CS | SLG  | OBP  | E  |
|---------------------|---------------|------|-----|------|-----|-----|-----|----|----|-----|----|----|----|-----|-----|----|----|------|------|----|
| 2014                | AZL Athletics | .429 | 3   | 14   | 1   | 6   | 1   | 1  | 0  | 0   | 0  | 0  | 0  | 1   | 1   | 0  | 0  | .643 | .467 | 1  |
|                     | Beloit        | .237 | 50  | 190  | 22  | 45  | 8   | 3  | 5  | 20  | 0  | 0  | 5  | 7   | 46  | 2  | 1  | .389 | .282 | 11 |
|                     | Midland       | .000 | 1   | 3    | 0   | 0   | 0   | 0  | 0  | 0   | 0  | 0  | 0  | 0   | 0   | 0  | 0  | .000 | .000 | 0  |
| 2015                | Stockton      | .250 | 80  | 304  | 60  | 76  | 21  | 3  | 23 | 57  | 0  | 4  | 5  | 39  | 79  | 4  | 1  | .566 | .341 | 19 |
| 2016                | Midland       | .244 | 117 | 438  | 78  | 107 | 26  | 4  | 29 | 83  | 0  | 4  | 3  | 59  | 147 | 7  | 4  | .521 | .335 | 15 |
|                     | Nashville     | .197 | 18  | 76   | 14  | 15  | 1   | 1  | 7  | 13  | 0  | 0  | 0  | 9   | 26  | 0  | 0  | .513 | .282 | 1  |
| 2017                | Nashville     | .257 | 49  | 175  | 30  | 45  | 6   | 2  | 16 | 30  | 0  | 3  | 1  | 25  | 63  | 5  | 4  | .589 | .348 | 7  |
|                     | OAKLAND       | .234 | 84  | 290  | 39  | 68  | 23  | 2  | 14 | 40  | 0  | 2  | 2  | 32  | 92  | 0  | 3  | .472 | .313 | 13 |
|                     | Stockton      | .000 | 2   | 7    | 0   | 0   | 0   | 0  | 0  | 0   | 0  | 0  | 0  | 1   | 3   | 0  | 0  | .000 | .125 | 0  |
| 2018                | OAKLAND       | .278 | 145 | 547  | 100 | 152 | 42  | 6  | 24 | 68  | 0  | 2  | 9  | 58  | 146 | 1  | 2  | .508 | .356 | 20 |
|                     | Stockton      | .250 | 1   | 4    | 0   | 1   | 0   | 0  | 0  | 0   | 0  | 0  | 0  | 1   | 0   | 0  | 0  | .250 | .250 | 1  |
| 2019                | OAKLAND       | .249 | 156 | 583  | 102 | 145 | 36  | 3  | 36 | 91  | 0  | 3  | 11 | 73  | 147 | 1  | 1  | .506 | .342 | 9  |
| Major League Totals |               | .257 | 385 | 1420 | 241 | 365 | 101 | 11 | 74 | 199 | 0  | 7  | 22 | 163 | 385 | 2  | 6  | .500 | .341 | 42 |

### CAREER TRANSACTIONS

**2014** — Selected by the Oakland Athletics in the 1st round (25th selection overall) of the First-Year Player Draft.

**2017** — On the disabled list, June 19 to July 2; included rehabilitation assignment to Stockton, July 1 to 2. **2018**

— On the disabled list, June 15 to July 2; included rehabilitation assignment to Stockton, July 2.

### WILD CARD RECORD

| Year   | Club/Opp.   | AVG. | G | AB | R | H | 2B | 3B | HR | RBI | SH | SF | HP | BB | SO | SB | CS | SLG  | OBP  | E |
|--------|-------------|------|---|----|---|---|----|----|----|-----|----|----|----|----|----|----|----|------|------|---|
| 2018   | OAK vs. NYY | .200 | 1 | 5  | 0 | 1 | 0  | 0  | 0  | 0   | 0  | 0  | 0  | 0  | 0  | 0  | 0  | .200 | .200 | 0 |
| 2019   | OAK vs. TB  | .333 | 1 | 3  | 0 | 1 | 0  | 0  | 0  | 0   | 0  | 0  | 0  | 1  | 0  | 0  | 0  | .333 | .500 | 0 |
| Totals |             | .250 | 2 | 8  | 0 | 2 | 0  | 0  | 0  | 0   | 0  | 0  | 0  | 1  | 0  | 0  | 0  | .250 | .333 | 0 |

### ALL-STAR GAME RECORD

| Year | Club/Site | AVG. | G | AB | R | H | 2B | 3B | HR | RBI | SH | SF | HP | BB | SO | SB | CS | SLG | OBP   | E |
|------|-----------|------|---|----|---|---|----|----|----|-----|----|----|----|----|----|----|----|-----|-------|---|
| 2019 | A.L./Cle. | —    | 1 | 0  | 1 | 0 | 0  | 0  | 0  | 0   | 0  | 0  | 0  | 1  | 0  | 0  | 0  | —   | 1.000 | 0 |

### CHAPMAN'S CAREER BESTS

Hits: 4, July 7, 2018 at Cleveland

Home Runs: 2 (four times), August 15, 2019 vs. Houston; August 14, 2019 at San Francisco; August 26, 2018 at Minnesota; July 15, 2017 vs. Cleveland

Runs Batted In: 6, June 30, 2019 at Los Angeles (AL); 5, July 16, 2019 vs. Seattle

Stolen Bases: 1 (twice), last: August 30, 2019 at New York (AL)

Hitting Streak: 14, July 31 to August 17, 2018

Hittless Streak (At Bats): 17, May 22 to 26, 2018

Game Ending RBI: 2, June 20, 2019 vs. Tampa Bay (home run); May 10, 2019 vs. Cleveland (home run)

Grand Slams: None

Pinch-Hit Home Runs: None

Inside-The-Park Home Runs: None

Lead Off Home Runs: None

**RIGHT-HANDED PITCHER****Height/Weight:** 6-4 / 263**Bats/Throws:** Right / Right**Birthdate:** September 7, 1996**Opening Day Age:** 23**Birthplace/Resides:** Bani, Dominican Republic / Peravia, Dominican Republic**Major League Service:** None**Obtained:** Signed as a non-drafted free agent, March 24, 2015**Contract Status:** First year of a one-year contract through 2020**NON-ROSTER INVITEE**

2020 ATHLETICS

**CAREER HIGHLIGHTS**

The native of the Dominican Republic was signed by the A's as a non-drafted free agent in 2015 and is 12-6 with nine saves and a 4.28 ERA in 93 games, including 13 starts, as a professional... has a .207 (126-for-608) opponents batting average and 226 strikeouts in 170.1 minor league innings (11.94 per nine innings)...however, has walked 150 (7.93 per nine innings) and has 57 wild pitches.

**2019 HIGHLIGHTS**

Pitched for three different teams in the A's farm system and was a combined 4-0 with two saves, a 2.89 ERA and .163 opponents batting average in a career-high 40 games, all in relief...struck out a career-high 93 batters in a career-high 62.1 innings, an average of 13.43 per nine innings...however, walked a career-high 43 (6.21 per nine innings)...surrendered just three home runs (0.43 per nine innings) after allowing two home runs in 108.0 innings over the first four seasons of his career...began the year at Low Single-A Beloit and had a 3.22 ERA in 13 appearances when he was moved up to High Single-A Stockton May 26...was 2-0 with both of his saves and a 3.16 ERA in 18 games with the Ports before he was transferred to Double-A Midland July 27...posted a 1.88 ERA in nine outings with the RockHounds...his opponents batting average broke down to .123 (9-for-73) against left-handed hitters compared to .183 (26-for-142) against right-handers...yielded all three of his home runs to righties...allowed a .120 average to batters leading off an inning but walked eight and hit one for a .254 on-base percentage...opponents hit .186 with runners in scoring position...pitched at least one inning in 38 of his 40 appearances, including two or more 16 times.

**MINORS:** Had a 5.68 ERA over his first five games with Beloit through April 18...walked a season-high four batters in 1.1 innings April 18 at Cedar Rapids...then posted a 2.25 ERA over his final eight games with the Snappers...logged a season-high 50 pitches in 1.2 innings May 9 against Fort Wayne...tossed a season-high 3.0 scoreless and hitless innings May 14 at Peoria and struck out a season-high five batters...had his second five-strikeout game May 17 against Kane County...was moved up to Stockton May 26 and tossed 2.0 scoreless and hitless innings in his Ports debut on May 29 against Modesto...recorded both of his saves over a three-game span in June (June 21 vs. San Jose, June 28 at San Jose)...compiled a 1.88 ERA in nine games in June but then logged a 6.10 ERA in nine games in July...had a 1.40 ERA over his first 12 games with Stockton through July 6...then allowed a season-high three runs on a season-high tying three hits in 1.2 innings at Lancaster on July 11 and posted an 8.53 ERA over his final six appearances at Single-A...was promoted to Midland July 27 and allowed three runs in 2.2 innings over his first two games...did not allow a run in six of his final seven outings (0.77 ERA)...posted a 1.59 ERA in seven appearances in August...made one postseason appearance for Midland on Sept. 7 against Amarillo in Game 4 of the Texas League Semifinals (1.2 ip, 2 h, 2 r, 2 er, 2 bb, 3 so).

**CAREER**

**2018**—Began the year in extended spring training and made one start with Short-Season Single-A Vermont and 11 relief appearances with Single-A Beloit before spending the final month of the season on the disabled list...combined for a 4.91 ERA and .158 opponents batting in 12

games...struck out 19 batters in 11.0 innings (15.55 per nine innings), but walked 18 (14.73 per nine innings)...his opponents batting average broke down to .130 against right-handed hitters compared to .200 against left-handers...opponents hit .125 when leading off an inning but he issued five walks for a .462 on-base percentage...yielded a .200 average with runners in scoring position...began the year in extended spring training...made one start with Vermont on June 18 against Connecticut and walked the only batter he faced...that batter later scored...was moved up to Beloit June 21...did not allow an earned run in five of his final six appearances beginning July 12 (1.29 ERA)...struck out a season-high four batters July 19 against Bowling Green...tossed a season-high 1.2 scoreless innings Aug. 2 against Kane County...that was his final appearance of the season as he was placed on the disabled list Aug. 3 with a sprained right ankle.

**2017**—Spent the entire season at Short-Season Single-A Vermont and was 2-0 with five saves and a 3.43 ERA in 15 relief appearances...allowed a .203 opponents batting average but walked 18 in 21.0 innings (7.71 per nine innings)...struck out 29 (12.43 per nine innings)...surrendered just one home run but had eight wild pitches...tied for 10th in the New York-Penn League in saves...his opponents batting average broke down to .125 against right-handed hitters compared to .294 against left-handers...yielded a .186 average with runners on base...tossed at least one inning in 14 of his 15 appearances, including a season-high 2.0 innings five times...did not allow an earned run over a six-game stretch from June 26 to July 21 (9.1 ip)...compiled a 1.64 ERA and had four of his five saves in seven appearances in July...struck out a season-high five batters in 2.0 scoreless innings on Aug. 17 against Lowell...did not allow a run in one postseason appearance (1.0 ip, 2 bb).

**2016**—Went 5-1 with two saves and a 7.12 ERA in 14 relief appearances with the A's affiliate in the Arizona Rookie League in his first season in the United States...the wins and ERA were career highs, as were his 39 hits, 31 runs and 19 wild pitches...struck out 48 batters in 36.2 innings (11.78 per nine innings) but also walked 33 (8.10 per nine innings)...did not allow a home run...led the AZL in walks and tied for the lead in wins...had a career-high .277 opponents batting average, which broke down to .190 against left-handed hitters compared to .313 against right-handers...tossed two or more innings in 12 of his 14 outings...struck out a career-high tying six batters June 23 at the Giants, July 30 against the Royals and Aug. 28 against the Cubs...allowed one run in 3.1 innings of relief Aug. 18 against the Indians for his first professional save.

**2015**—Made his professional debut with the A's affiliate in the Dominican Summer League and went 1-5 with a 4.12 ERA in 12 starts...the losses and games started are career highs...did not allow a home run in 39.1 innings...walked 38 and struck out 37...allowed a .221 opponents batting average, including .196 against right-handed hitters and .189 with runners in scoring position...made his debut June 10 against the Rays (2.1 ip, 2 h, 1 r, 0 er, 2 bb, 2 so)...was credited with his first win July 22 at the Indians when he tossed 5.0 scoreless and hitless innings (5 bb, 3 so).

## PERSONAL/MISCELLANEOUS

Wandisson Charles was originally signed by JC De La Cruz, Amauris Reyes, and Pablo Marmol.

### LIFETIME PITCHING RECORD

| Year                       | Club     | W         | L        | ERA         | G         | GS        | CG       | SHO      | SV       | IP           | H          | R         | ER        | HR       | HB        | BB         | IBB      | SO         | WP        | BK       |
|----------------------------|----------|-----------|----------|-------------|-----------|-----------|----------|----------|----------|--------------|------------|-----------|-----------|----------|-----------|------------|----------|------------|-----------|----------|
| 2015                       | DSL A's  | 1         | 5        | 4.12        | 12        | 12        | 0        | 0        | 0        | 39.1         | 31         | 23        | 18        | 0        | 3         | 38         | 0        | 37         | 11        | 1        |
| 2016                       | AZL A's  | 5         | 1        | 7.12        | 14        | 0         | 0        | 2        | 36.2     | 39           | 31         | 29        | 0         | 1        | 33        | 0          | 48       | 19         | 0         |          |
| 2017                       | Vermont  | 2         | 0        | 3.43        | 15        | 0         | 0        | 0        | 5        | 21.0         | 15         | 10        | 8         | 1        | 1         | 18         | 0        | 29         | 8         | 1        |
| 2018                       | Vermont  | 0         | 0        | INF         | 1         | 1         | 0        | 0        | 0        | 0.0          | 0          | 1         | 1         | 0        | 0         | 1          | 0        | 0          | 0         | 0        |
|                            | Beloit   | 0         | 0        | 4.91        | 12        | 1         | 0        | 0        | 0        | 11.0         | 6          | 7         | 6         | 1        | 1         | 18         | 0        | 19         | 4         | 0        |
| 2019                       | Beloit   | 1         | 0        | 3.22        | 13        | 0         | 0        | 0        | 0        | 22.1         | 12         | 9         | 8         | 1        | 1         | 20         | 0        | 37         | 6         | 2        |
|                            | Stockton | 2         | 0        | 3.16        | 18        | 0         | 0        | 0        | 2        | 25.2         | 14         | 15        | 9         | 1        | 3         | 18         | 0        | 39         | 9         | 0        |
|                            | Midland  | 1         | 0        | 1.88        | 9         | 0         | 0        | 0        | 0        | 14.1         | 9          | 4         | 3         | 1        | 0         | 5          | 0        | 17         | 0         | 0        |
| <b>Minor League Totals</b> |          | <b>12</b> | <b>6</b> | <b>4.28</b> | <b>93</b> | <b>13</b> | <b>0</b> | <b>0</b> | <b>9</b> | <b>170.1</b> | <b>126</b> | <b>99</b> | <b>81</b> | <b>5</b> | <b>10</b> | <b>150</b> | <b>0</b> | <b>226</b> | <b>57</b> | <b>4</b> |

### CAREER TRANSACTIONS

**2015** — Signed by the Oakland Athletics as a non-drafted free agent, March 24.

**INFIELDER****Height/Weight:** 6-3 / 185**Bats/Throws:** Switch / Right**Birthdate:** December 26, 1997**Opening Day Age:** 22**Birthplace/Resides:** Charlotte, North Carolina / Seneca, South Carolina**Major League Service:** None**Obtained:** Selected in the 1st round of the 2019 First-Year Player Draft**Contract Status:** First year of a one-year contract through 2020

NON-ROSTER INVITEE

**CAREER HIGHLIGHTS**

Was the A's 1st round pick and the 29th selection overall in the 2019 First-Year Player Draft...hit .239 with four home runs and 12 RBI in 54 games in his professional debut with Short-Season Single-A Vermont...was drafted out of Clemson University where he was a two-time All-Atlantic Region selection, a two-time All-ACC selection and a three-time All-ACC Academic selection...was rated as the A's number nine prospect by *Baseball America* following the 2019 season.

**2019 HIGHLIGHTS**

Made his professional debut with Vermont of the Short-Season Single-A New York-Penn League and hit .239 with four home runs and 12 RBI in 54 games...added 31 walks for a .345 on-base percentage...was successful in all five of his stolen base attempts...ranked fourth in the NYPL in runs scored (42) and ninth in walks...hit .152 with a .446 OPS over his first 25 games through July 28...then batted .310 with a .860 OPS over his final 29 contests...batted .248 (41-for-165) with all four of his home runs and all 12 of his RBI against right-handed pitching compared to .200 (8-for-40) against left-handers...however, had a .385 on-base percentage against lefties, .333 against righties...hit .283 with three of his four home runs with the bases empty, .169 with runners on...however, batted .270 with runners in scoring position...slugged three of his four home runs at home...hit .172 with two outs...appeared exclusively at shortstop on defense where he made 50 starts...committed 12 errors for a .948 fielding percentage...also went 2-for-14 (.143) in four games at designated hitter...hit .304 with a .403 on-base percentage in 29 games batting first and .152 in 22 games hitting second...also hit third once and fifth twice...was rated as the A's number nine prospect by *Baseball America* following the season.

**VERMONT:** Went 0-for-10 over his first three games before singling July 1 at Lowell for his first professional hit...stole second base in the first inning July 14 against Batavia, the first stolen base of his career...the second came five innings later...hit .089 over his first 13 games...then had a season-best five-game hitting streak from July 15-21 (5-for-19, .243)...drove in the first run of his career in his 21st game on July 24 at Hudson Valley...hit his first home run July 27 against Brooklyn...batted .193 with a .304 on-base percentage in 24 games in July...then hit .301 with a .400 on-base percentage in 26 games in August...matched his season high with a five-game hitting streak from Aug. 2-7...went 10-for-21 (.476) with four multiple hit games during the streak...had his first career three-hit game Aug. 6 against Staten Island...then had back-to-back three-hit games on Aug. 14 and 15 against Brooklyn...had his first career three-RBI game in the latter contest...walked a season-high three times Aug. 16 against the Cyclones.

**PERSONAL/MISCELLANEOUS**

Logan Douglas Davidson was originally signed by A's scout William Avent...graduated from Providence High School where he was North Carolina Gatorade Player of the Year as a senior...graduated from Clemson University in three years...started every game at shortstop in three seasons with the Tigers, hitting .290 (211-for-728) with 171 runs, 45 doubles, two triples, 42 home runs and 142 RBI in 187 games...was a two-time All-Atlantic Region selection, a two-time All-ACC selection and a three-time All-ACC Academic selection...his father, Mark, played six seasons in the Majors with Minnesota (1986-88) and Houston (1989-91) and earned a World Series title with the Twins in 1987.

## LIFETIME PLAYING RECORD

| Year                | Club    | AVG. | G  | AB  | R  | H  | 2B | 3B | HR | RBI | SH | SF | HP | BB | SO | SB | CS | SLG  | OBP  | E  |
|---------------------|---------|------|----|-----|----|----|----|----|----|-----|----|----|----|----|----|----|----|------|------|----|
| 2019                | Vermont | .239 | 54 | 205 | 42 | 49 | 7  | 0  | 4  | 12  | 0  | 0  | 2  | 31 | 55 | 5  | 0  | .332 | .345 | 12 |
| Minor League Totals |         | .239 | 54 | 205 | 42 | 49 | 7  | 0  | 4  | 12  | 0  | 0  | 2  | 31 | 55 | 5  | 0  | .332 | .345 | 12 |

## CAREER TRANSACTIONS

**2016** — Selected by the Philadelphia Phillies in the 30th round of the First-Year Player Draft; did not sign.  
**2019** — Selected by the Oakland Athletics in the 1st round (29th selection overall) of the First-Year Player Draft.





**DESIGNATED HITTER/OUTFIELDER**

**Height/Weight:** 5-11 / 205      **Bats/Throws:** Right / Right  
**Birthdate:** December 21, 1987      **Opening Day Age:** 32  
**Birthplace/Resides:** Lakewood, California / Paradise Valley, Arizona  
**Major League Service:** 6 years, 104 days  
**Obtained:** Acquired from Milwaukee for Bubba Derby and Jacob Nottingham, February 12, 2016  
**Contract Status:** First year of a two-year contract through 2021

**CAREER HIGHLIGHTS**

Is a .244 hitter with 216 home runs and 570 RBI in 908 games in seven seasons in the majors with Milwaukee (2013-15) and Oakland (2016-19)...has 156 home runs and 408 RBI in his four seasons with the A's...the home runs are third most in the majors over that span and the RBI rank fifth...is tied for eighth on the Oakland career home run list and ranks fifth with a .501 slugging percentage...topped 40 home runs and 100 RBI in three consecutive seasons from 2016-18 to become the 22nd player in Major League history with at least three straight seasons of 40 home runs and 100 RBI...is one of two Athletics to do it, along with Jimmie Foxx...led the majors with 48 home runs in 2018...spent the first seven seasons of his professional career in the Milwaukee organization before he was traded to the A's prior to the start of Spring Training in 2016...has appeared exclusively in left field on defense (500 games, 490 starts)...played in the Arizona Fall League in 2012...was a Midwest League Postseason All-Star in 2010.

**MLB LEADERS,  
2016-19**

**HOME RUNS**

- 160 Nelson Cruz
- 157 Nolan Arenado
- 156 Khris Davis**
- 146 Edwin Encarnacion
- 146 Mike Trout
- 146 J.D. Martinez

**RUNS BATTED IN**

- 491 Nolan Arenado
- 429 Nelson Cruz
- 427 Edwin Encarnacion
- 413 Anthony Rizzo
- 408 Khris Davis**

**2019 HIGHLIGHTS**

Was off to a strong start as he batted .247 with 12 home runs and 29 RBI over his first 43 games before going on the injured list retroactive to May 22 with a left hip/oblique contusion...was reinstated June 1 and hit .207 with 11 home runs and 44 RBI over his final 90 games...had 23 home runs and 73 RBI in 133 games overall...it was his sixth consecutive season with 20 or more home runs and he is one of nine Major Leaguers with 20 or more home runs in each of the last six seasons...it was his fourth straight 20-homer season with the A's and he is the first Athletic with four straight 20-homer seasons since Eric Chavez had seven straight from 2000-06...also has at least 70 RBI in each of the last four seasons and is the first Athletic to do that since Chavez (seven straight from 2000-06)...his 156 home runs over the last four years are third most in the majors and the most in Oakland history over a four-year span...they are the most by an Athletic since Jimmie Foxx had 186 from 1932-35...his 408 RBI over the last four years are fifth most in the majors and eighth most in Oakland history over a four-year span...hit .220, which snaps his streak of four consecutive seasons with a .247 batting average...had the third-lowest on-base percentage (.293) and OPS (.679) in the American League, the fourth-lowest batting average and the fifth-lowest slugging percentage (.387)...the batting average was seventh lowest in Oakland history...had career lows in batting, on-base percentage, slugging percentage and OPS...his 34 extra base hits were his fewest since collecting 21 in 56 games in his rookie season of 2013 with Milwaukee...hit .285 with 11 home runs in 130 at bats against left-handed pitching, .197 with 12 home runs in 351 at bats against right-handers...slugged .538 against lefties, .330 against righties...his slugging percentage against righties was second lowest in the AL (Sanchez, CWS .298)...batted a Major League low .172 at home, which was the lowest home batting average in Oakland history (previous: .185 by Mark McGwire in 1991)...had the second lowest home OPS (.542) to Bert Campaneris (.513 in 1969)...hit .270 on the road...batted .217 with all 23 of his home runs and 69 of his 73 RBI in 123 games as the designated hitter...led ML designated hitters in games played, ranked third in RBI and tied for third in home runs...now has 93 home runs and 251 RBI in 352 career games at DH with the A's...the home runs and RBI are second in Oakland history to Dave Kingman (98 HR and 290 RBI) and the games played are third

to Kingman (428) and Mitchell Page (355)...his average improved to .252 with runners in scoring position...was 1-for-13 with four RBI, a walk and eight strikeouts with the bases loaded...hit .102 with two strikes, which is third lowest by an Athletic since pitch count data became available in 1988...in addition to his 123 games at designated hitter, he was also 2-for-4 with two walks, a double and two RBI as a pinch hitter...is 5-for-10 (.500) with two walks, a double and two RBI in the pinch in four seasons with the A's...also appeared in four games in left field and did not commit an error in three chances...now has an 84-game errorless streak as an outfielder...made a team-leading 78 starts batting fourth, only one of which came after July 16 (the final game on Sept. 29)...now has 454 career games hitting clean-up, which is tied for third most in Oakland history...swung and missed at 35.0% of his pitches, which was the second-highest mark in the AL (Voit, NYY 35.1).

**OAKLAND:** Made his sixth consecutive Opening Day start on March 20 against Seattle in Tokyo... homered in the opener for the third consecutive season and now has an Athletics-record four career Opening Day home runs...broke the previous mark of three, which he shared with Jimmie Foxx, Dave Henderson and Terry Steinbach...also has eight RBI, which is tied with Henderson for second most in Oakland history to Steinbach (9)...had a two-run single in the seventh inning the next night against the Mariners for the 500th and 501st RBI of his career...homed five times in the first seven games, which matched Mark McGwire (1992) and Reggie Jackson (1974) for the most in Athletics history over the first seven games of the season...hit his 200th career home run April 10 at Baltimore, a seventh-inning solo shot off Josh Rogers...it came in his 790th career game, which were the ninth-fewest games in ML history for a player to reach 200 career home runs...homed twice in back-to-back games against the Orioles on April 10 and 11...it was the 11th time in Oakland history a player had back-to-back multi-homer games, the second over the last 20 years (Reddick, Aug. 9-10, 2013)...hit his 10th home run of the season in the A's 18th game on April 12 at Texas, which is the fewest games to 10 home runs in Athletics history...the previous earliest was Bob Cerv, who reached it in the Kansas City A's 19th game in 1958...would homer just 13 times over his final 115 games...batted .183 with two doubles and six RBI over an 18-game stretch from April 16 to May 8...agreed to terms on a two-year contract extension through the 2021 season on April 18...went 0-for-4 with four strikeouts April 26 at Toronto... it was his first of four four-strikeout games (July 26 vs. Texas, Aug. 20 vs. New York, Sept. 12 at Houston) and he now has 12 in his career...homed twice on May 13 at Seattle to snap a 20-game homerless streak, which was his longest as an Athletic at the time...was placed on the 10-day injured list May 24 retroactive to May 22 with a left hip/oblique contusion and did not have a rehab assignment...suffered the injury on May 5 in Pittsburgh but played in seven of the A's 15 games following that before going on the IL, batting .346 with two home runs and three RBI... was reinstated from the IL June 1...hit .190 over his first 10 games following his return but then batted .313 with three home runs and nine RBI over a 13-game stretch from June 11 to 25...went 10-for-77 (.130) with one double and eight RBI over a 21-game span from June 27 to July 26...had the walk-off walk in the ninth inning July 28 against Texas, his seventh career game-ending RBI... it was the first walk-off walk by an Athletic since Josh Reddick on June 1, 2013 against Chicago (AL)...hit the go-ahead home run in the bottom of the eighth inning July 30 against Milwaukee to snap a 29-game homerless streak...it was his longest homerless streak as an Athletic and the second longest of his career (36, Sept. 6, 2014-April 27, 2015)...it was his first home run since June 18 against Baltimore...had a career-high tying 14-game streak without an RBI from July 31 to Aug. 20 (third time, first time as an Athletic)...hit .174 with one home run and 10 RBI in 23 games in July...it was the lowest single-month batting average of his career until he batted .169 with two home runs and four RBI in 19 games in August...had his fourth two-homer game of the season Sept. 13 at Texas...it was the 26th of his career and his 20th as an Athletic...in Oakland history only McGwire (39), Jackson (28) and Canseco (21) have more multi-homer games...started at designated hitter in the AL Wild Card Game on Oct. 2 against Tampa Bay and went 0-for-4 with three strikeouts.

## CAREER

**2018**—Hit a Major League-leading and career-high 48 home runs and ranked second with a career-high 123 RBI...it was his third straight 40-homer season and his third straight 100-RBI season...is the 22nd player in ML history with at least three straight seasons of 40 home runs and 100 RBI, the first since Ryan Howard had four straight from 2006-09...is the second Athletic to do

## ATHLETICS MOST HOME RUNS, FOUR CONSECUTIVE SEASONS

|     |                           |
|-----|---------------------------|
| 186 | Jimmie Foxx (1932-35)     |
| 180 | Jimmie Foxx (1931-34)     |
| 173 | Jimmie Foxx (1930-33)     |
| 158 | Jimmie Foxx (1929-32)     |
| 156 | Khristian Davis (2016-19) |

it (Jimmie Foxx)...became the seventh player (12th time) in Athletics history to lead the majors in home runs, joining Socks Seybold (1901), Harry Davis (1904, 06), Tilly Walker (1918), Jimmie Foxx (1932, 33, 35), Mark McGwire (1987, 96) and Jose Canseco (1988, 91)...his 48 home runs ranked third in Oakland history and tied for fourth in Athletics history and were the most since McGwire had 52 in 1996...the 123 RBI tied for fourth in Oakland history as did his 175 strikeouts...is one of three Athletics with three 40-homer seasons (Foxx, 1932-34; McGwire, 1987, 92, 96) and is the 10th with three straight 100-RBI seasons (Frank Baker, Jose Canseco, Eric Chavez, Foxx, Jason Giambi, Bob Johnson, Al Simmons, Miguel Tejada, Gus Zernial)...hit 43 home runs a year earlier and his 91 home runs match McGwire's Oakland record for home runs in back-to-back seasons (1995-96)...hit 133 home runs from 2016-18, which are the most in Oakland history over a three-year stretch (previous: 125 by McGwire, 1995-97) and the most by an Athletic since Foxx had 150 from 1932-34...they are the most by a Major Leaguer over a three-year span since 2007-09 when Ryan Howard had 140...in addition to home runs and RBI, he also had career highs in at bats (576), runs (98), hits (142), extra base hits (77), hit by pitches (12) and sacrifice flies (tie, 7)...hit .247 for the fourth consecutive season...according to the Elias Sports Bureau, he is the first player in ML history to have the same batting average rounded to three decimal places in four consecutive seasons (min. 10 AB each year)...his .549 slugging percentage and .874 OPS were his best since his 56-game rookie season of 2013 (.596 and .949)...ranked fifth in the American League in slugging, tied for fifth in total bases, sixth in extra base hits and seventh in OPS...was also sixth in strikeouts, tied for sixth in hit by pitches, tied for seventh in sacrifice flies and tied for 10th in intentional walks (5)...led the A's in home runs, RBI, extra base hits, total bases, slugging, OPS and strikeouts...had more extra base hits (77) than singles (65) for the second consecutive season...hit 46 of his 48 home runs as a designated hitter, which fell one short of the ML record of 47 set by David Ortiz with Boston in 2006...had 118 RBI, which set an Oakland record for a DH and ranked seventh in ML history...broke the previous Oakland marks of 39 home runs and 114 RBI by Frank Thomas in 2006...won the Edgar Martinez Outstanding Designated Hitter Award after leading ML designated hitters in home runs and RBI...batted .247 in 139 games as the DH and his games played tied for fifth most in Oakland history...they were the most since Dave Parker had 140 in 1989...led the majors with 27 home runs in 64 games after the All-Star Break and ranked second in RBI (59)...the home runs were the most in Athletics history after the All-Star Break (previous, 24: Foxx in 1933 and McGwire in 1996)...led the majors in go-ahead home runs (21) and tied Ramirez (CLE) for the lead in go-ahead RBI (33)...the go-ahead home runs were second in Oakland history to the record of 23 by Reggie Jackson in 1969...the go-ahead RBI tied for third...ranked third in the AL in game-winning RBI (17)...set an Oakland record and led the majors with 19 home runs in the seventh inning or later...tied for the ML lead with 38 RBI in the seventh or later...set an Oakland record and tied for the ML lead with eight home runs in the eighth inning...set an Athletics record and led the majors with four extra inning home runs...hit 35 of his home runs at night, which broke the Oakland record (33, Canseco in 1991)...hit .256 with 37 of his 48 home runs against right-handed pitchers compared to .219 against left-handers...the home runs off righties were second in Oakland history (McGwire, 40 in 1996)...had 46 home runs and 121 RBI in 146 games batting clean-up...the RBI set an Oakland record for the number four hitter and were the most by an Athletic since Gus Zernial had 125 in 1951...the home runs were second in Oakland history (McGwire, 51 in 1996) and the games played ranked fourth and were the most since Dave Kingman had 157 in 1985...23 of his 48 home runs came with runners on base...for the third straight year, 25 came against the AL West, which was one short of the Oakland record (26, McGwire in 1992)...appeared in just 11 games on defense, including 10 starts, all in left field...singled in his only pinch hitting appearance...hit his third career Opening Day home run on March 29 against Los Angeles (AL)...started three consecutive games in left field from March 31-April 2, but those were his only starts in left field in an AL ballpark...made seven starts in left field in interleague play...had his first of seven two-homer games April 13 at Seattle...also had two-homer games June 8 against Kansas City, June 13 against Houston, July 22 against San Francisco, July 25 at Texas, Aug. 19 vs. Houston and Sept. 21 vs. Minnesota...it is the fourth time in Oakland history a player had seven or more multi-homer games in a season (8, Jackson in 1969; 7, Canseco in 1990 and McGwire in 1987)...broke a scoreless tie in

the bottom of the 12th inning with his third career walk-off home run May 5 against Baltimore... it marked the first time in Athletics history the A's won an extra-inning scoreless game on a walk-off home run and just the fourth time in Oakland history the A's won a scoreless game of any length on a walk-off homer (last: Scutaro, Aug. 25, 2004 vs. Baltimore)...went 4-for-4 with a hit by pitch May 17 at Toronto...it was his fourth career four-hit game and the second time he reached base safely five times (May 26, 2014 vs. Baltimore)...was batting .235 with 13 home runs and 38 RBI in 47 games when he was placed on the 10-day disabled list May 23 retroactive to May 21 with a strained right groin...did not have a rehab assignment before he was reinstated from the DL May 31...started 97 of the A's final 98 games in AL ballparks at designated hitter...had a career-high and A's season-high 14-game hitting streak from June 27 to July 12...hit .362 with seven doubles and 11 RBI during the streak...batted .307 with 18 home runs and 39 RBI over a 29-game stretch from July 22 to Aug. 23...the home runs matched Reggie Jackson in 1969 (May 31-July 2 and June 1-July 3) for the most over a 29-game stretch in Oakland history...began the stretch by homering in a career-best four straight games July 22-25...had six home runs and 13 RBI over that span...the home runs matched the most in Oakland history over a four-game stretch (Mark McGwire, June 27-30, 1987)...had five RBI July 25 at Texas, his fifth career game with five or more RBI...batted .323 with nine home runs and a Major League-leading 29 RBI in 25 games in July...tied for second in the AL in home runs and tied for third in hits (32) and extra base hits (17)...the RBI were second most in Oakland history in July (Canseco, 35 in 1991) and the most in any month since Frank Thomas had 31 in September of 2006...the home runs were the most by an Athletic in July since John Jaha had nine in 1999...the RBI and extra base hits were his most ever in a month...then hit 10 home runs in 27 games in August, which tied for the AL lead...it also matched the Oakland record for home runs in August (Brosius in 1995, Chavez in 2002)...it is the fourth time in his career he has homered 10 times in a month (11 in May 2016; 10 in April 2017; 10 in August 2015)...finished the year with nine home runs and 19 RBI in 25 games in September...tied for second in the AL in home runs in September, tied for third in runs (21) and tied for sixth in RBI...hit his second career grand slam Sept. 16 at Tampa Bay (also May 17, 2016 vs. Texas)...had his fourth career walk-off home run Sept. 21 against Minnesota...started at designated hitter in the Wild Card game Oct. 3 at New York and went 1-for-4...drove in all of the A's runs with a two-run home run off Zack Britton in the eighth inning.

**2017**—Hit 43 home runs after slugging 42 in 2016 to become the second player in Athletics history with back-to-back 40-homer seasons (Jimmie Foxx)...added 110 RBI after driving in 102 runs in 2016 and is the first Athletic with back-to-back 100 RBI seasons since Miguel Tejada (2000-03) and Eric Chavez (2001-03)...struck out a career-high 195 times, which fell two short of the Athletics record of 197 set by Jack Cust in 2008...had the second-most strikeouts in Athletics history, which tied for 10th most in American League history at the time...ranked second in the AL in home runs, third in RBI, tied for third in strikeouts, tied for fifth in grounded into double plays (20), tied for sixth in extra base hits (72) and tied for eighth in sacrifice flies (7)...batted .247 for the third consecutive season...slugged .528 and had a .336 on-base percentage...had career highs in games (153) and walks (73)...led the A's in runs, total bases (299), home runs, RBI, slugging percentage, strikeouts and grounded into double plays and tied for the lead in games, sacrifice flies, hit by pitches (6) and walks...hit 34 of his home runs as a left fielder, which is an Oakland record and the most by an A's left fielder since Bob Cerv hit 37 of his 38 home runs in 1958 as a left fielder...26 came at home, which tied for second most in Oakland history and fell one short of Jason Giambi's record of 27 in 2001...led the AL and tied for third in the majors in go-ahead RBI (31)...tied for the AL lead and tied for second in the majors in go-ahead home runs (20)...the go-ahead home runs were the most by an Athletic since Jose Canseco also had 20 in 1991...hit .257 with 36 of his 43 home runs against right-handed pitchers...started 115 games in left field and 37 at designated hitter...committed just one error in 116 games as a left fielder and his .995 fielding percentage was second best in Oakland history by a left fielder at the time...however, his 1.95 total chances per nine innings are fourth fewest and his two assists match the fewest by a qualifier – two-thirds of team games (Henderson, 2 in 142 games in 1998)...was the A's Opening Day starter in left field on April 3 against Los Angeles (AL) and went 3-for-4 with two home runs and two RBI...became the second player in Oakland history with two home runs on Opening Day (Jason Giambi, 2000 vs. Detroit)...it was his first of four multi-homer games (April 28 at Houston, June 28 at Houston, Aug. 25 vs. Texas)...tied the Oakland Opening Day record for total bases with nine (Reggie Jackson, 1974 at Texas)...became the first Athletic with three hits on Opening Day

## OAKLAND A'S MOST RBI, FOUR CONSECUTIVE SEASONS

|     |                           |
|-----|---------------------------|
| 490 | Jason Giambi (1998-2001)  |
| 465 | Miguel Tejada (2000-03)   |
| 451 | Jason Giambi (1997-2000)  |
| 443 | Miguel Tejada (1999-2002) |
| 420 | Mark McGwire (1987-90)    |
| 411 | Jose Canseco (1986-89)    |
| 410 | Eric Chavez (2000-03)     |
| 408 | Khris Davis (2016-19)     |

since 2002 (David Justice and Jeremy Giambi vs. Texas)... went 0-for-4 April 13 at Kansas City to snap a career-high 18-game reaching base streak dating back to Sept. 23, 2015...struck out in 21 consecutive games from April 17 to May 10 (33 strikeouts total) to set an Athletics record for consecutive games with a strikeout by a non-pitcher...broke that mark by fanning in 22 consecutive games from Aug. 11 to Sept. 5 (33 strikeouts total)...the streak is third longest by any Athletic (34, Vida Blue, April 9-Sept. 12, 1971; 29, Jim Nash, May 12, 1967-April 24, 1968)... finished April with 10 homers to become the sixth player in Oakland history to hit 10 or more home runs in April, the first since Nick Swisher in 2006...matched his career high with four strikeouts May 8 against Los Angeles (AL), his first of three four-strikeout games... played in the 500th game of his career May 6 against Detroit...had 112 career home runs and is the 25th player in Major League history with at least that many home runs in the first 500 games of his career...committed his only error of the season May 31 at Cleveland and went errorless over his final 69 games in the outfield...had his third career walk-off hit June 15 against New York (AL), a two-run single in the bottom of the 10th...slugged his 100th career double June 22 against Houston...hit his second career walk-off home run July 15 against Cleveland (also May 17, 2016 vs. Texas)...snapped a career-high 0-for-20 streak with his 500th career hit Aug. 22 at Baltimore, a home run in the ninth inning off O'Day...batted .321 in September.

**2016**—Was acquired from Milwaukee on Feb. 12 for Bubba Derby and Jacob Nottingham and went on to bat .247 with 42 home runs and 102 RBI in 150 games...became the fifth player in Oakland history (Canseco, Giambi, Jackson, McGwire) and seventh in Athletics history (Foxx, Zernial) to hit 40 home runs...his 42 home runs tied for third in the American League and were the most by an Athletic since Jason Giambi had 43 in 2000...became the 17th player in Oakland history to drive in 100 runs, the first since Frank Thomas in 2006 (114)...struck out 166 times, which ranked seventh in the AL...matched his career high in triples (2)...led the A's with 137 hits, which were second fewest by a team-leader in Oakland history in a non-strike season (136, Dave Revering in 1979)...also led the club in runs (85), hits, home runs, RBI, slugging (.524), extra base hits (68) and total bases (291)...tied for second in the majors with 23 home runs after the All-Star Break...batted .267 with 31 of his 42 home runs at night...tied for second in the majors in night home runs and had the second-best total in Oakland history...hit 27 of his home runs as a left fielder, which was second most in the AL...slugged 25 home runs against AL West competition, which fell one short of the Oakland record of 26 (McGwire, 1992)...hit 10 home runs against Texas, which were the most in Oakland history against any team...added eight home runs against Seattle, which were the most by an Athletic against the Mariners...had 10 first-pitch home runs, which tied for fourth in the AL...had 42 home runs and 42 walks and his .307 on-base percentage was fourth lowest in Major League history by a 40-home run hitter...appeared exclusively in left field on defense, where he committed five errors in 93 games...the errors were second most among AL left fielders (Grossman, MIN 8) and were the most by an A's left fielder since 1991 (8, R.Henderson)...made a team-leading 87 starts batting clean-up...was the A's Opening Day starter in left field on April 4 against Chicago (AL) and went 0-for-4 with three strikeouts...hit his first home run as an Athletic April 21 at New York (AL) to start a 25-game stretch where he batted .267 with 12 home runs and 26 RBI...had his first of five multi-homer games May 2 against Seattle...had his first career three-homer game May 17 against Texas and matched his career-high with six RBI (Aug. 6, 2015 vs. San Diego)...his third home run was the game-winning grand slam in the bottom of the ninth inning...it was the seventh walk-off grand slam in Oakland history...according to the Elias Sport Bureau, he joins Joey Votto (May 13, 2012 vs. Washington) as the only players in Major League history to cap a three-homer game with a walk-off grand slam...it was his first career grand slam and his second career walk-off RBI...had 11 home runs and 26 RBI in 27 games in May...the home runs are his most ever in a month...tied for the Major League lead in May home runs (Duvall, CIN) and ranked fourth in RBI...is the first Athletic to hit 11 or more home runs in a month since Jason Giambi hit 13 in Sept. 2000...the RBI were the most by an Athletic in a month since Frank Thomas had 31 in Sept. 2006...had the third-best May home run total in Oakland history and tied for the third-best RBI total...drove in five runs on June 13 against Texas...batted

.300 with seven home runs and 13 RBI over a 13-game stretch from July 15 to 29...that included two-homer games on July 16 against Toronto and July 27 at Texas...homered in three consecutive games for the second time in his career Aug. 12-14...that started a 16-game stretch where he hit .317 with seven home runs and 15 RBI...scored four runs in a game for the first time in his career Aug. 19 at Chicago (AL)...homered twice Sept. 18 against Texas and the second home run off Keone Kela in the eighth inning was the 100th of his career...was named AL Co-Player of the Week Sept. 19 along with Hanley Ramirez (BOS) after batting .400 with nine runs, a double, five home runs, 13 RBI and seven walks in seven games...it was his first career Player of the Week award.

**2015**—Batted .247 with 27 home runs and 66 RBI in 121 games with Milwaukee...had a career high in stolen bases (6) and matched his best in triples (2)...led the Brewers and tied for 10th in the National League in home runs despite spending over a month of the season on the DL with a torn meniscus in his right knee...hit 21 of his home runs after the All-Star Break, which ranked second in the NL and tied for third in the majors...tied for fifth in the NL in post-break RBI (48)... hit .296 with 16 home runs and 43 RBI in 66 games at home...tied for eighth in the NL in home runs at home...hit 15 home runs in 41 day games (fourth in the NL)...10 of his home runs came in the seventh inning or later, which tied for third in the NL...made 107 starts, all in left field... committed five errors, which were the most among NL left fielders and tied for the most in the majors...had just one assist in 108 games overall in the outfield...went 4-for-11 (.364) with two walks, two home runs and three RBI as a pinch hitter...tied for third in the NL in pinch homers... made his second consecutive Opening Day start in left field for Milwaukee April 6 against Colorado and went 1-for-4...hit his first home run of the season April 29 at Cincinnati to snap a career-high 36-game homerless streak dating back to his last home run on Sept. 5, 2014...matched his career high with four hits May 8 against Chicago (NL)...hit his second career pinch hit home run May 11 against Chicago (AL)...his third came later in the season on July 18 against Pittsburgh... had his first of five two-homer games May 25 against San Francisco...was batting .250 with five home runs and 16 RBI in 46 games when he was placed on the 15-day disabled list May 31 with a torn meniscus in his right knee...Dr. William Raasch performed surgery on the knee June 2...was reinstated from the DL July 7...had three two-homer games over a 13-game span from Aug. 6 to 19 and tallied 20 home runs and 41 RBI over his final 53 games starting Aug. 6...led the majors in home runs and tied for second in the NL in RBI from Aug. 6 through the end of the season...had two home runs and six RBI Aug. 6 against San Diego, two home runs and four RBI Aug. 9 against St. Louis and two home runs and five RBI Aug. 19 against Miami...the six RBI against the Padres were a career high...hit .228 with 10 home runs and 24 RBI in 26 games in August to earn Brewers Player of the Month honors...tied for the NL lead in home runs in August (Gonzalez, COL) and tied for third in RBI...earned the honor again in September/October after hitting .284 with 10 home runs and 20 RBI over his final 32 games...connected for his fifth two-homer game of the season Sept. 27 at St. Louis.

**2014**—Batted .244 with 22 home runs and 69 RBI in 144 games in his first full season in the Major Leagues...made 131 starts, all in left field...tied for 10th in the National League in extra base hits (61)...had a .258 batting average against left-handed pitchers compared to .239 against right-handers...hit .403 with four home runs and 10 RBI in 18 interleague games...recorded a career-high four hits April 5 at Boston and again May 26 against Baltimore...produced game-winning extra-inning hits April 20 at Pittsburgh (solo homer in 14th inning) and April 28 at St. Louis (RBI-triple in 12th inning)...gave the Brewers a 4-3 victory May 15 against Pittsburgh with a two-run walk-off single in the ninth inning off Mark Melancon...had a season-best nine-game hitting streak from May 22 to 31 (15-for-34, .441).

**2013**—Made his first career Opening Day roster and batted .279 with 11 home runs and 27 RBI in 56 games over three stints with Milwaukee...batted .294 with 11 home runs and 27 RBI in 41 games during his final stint beginning July 23, replacing the suspended Ryan Braun...led the team in home runs (11) and tied for the lead in RBI (27) over that span...made his Major League debut on Opening Day against Colorado and grounded into a fielder's choice as a pinch hitter... recorded his first ML hit with a double off Patrick Corbin April 6 against Arizona...hit his first ML homer with a pinch hit solo shot off Colt Hynes July 23 against San Diego...became the fifth player in franchise history to hit his first career ML homer as a pinch hitter...batted .255 with 13 home runs and 37 RBI in 69 games at Triple-A Nashville.



**2012**—Batted .349 with 12 home runs and 47 RBI in 76 games at Double-A Huntsville and Triple-A Nashville...also had a six-game rehab assignment from June 29-July 6 with the Brewers Arizona Rookie League club while he recovered from a strained right calf...was named Southern League Player of the Week for July 23-29 after batting .545 (12-for-22) with four home runs and nine RBI...was named Brewers Minor League Player of the Month for July after hitting .343 with seven home runs and 16 RBI in 19 games...played for the Phoenix Desert Dogs in the Arizona Fall League.

**2011**—Batted .280 with 17 home runs, 84 RBI and 10 stolen bases in 125 games with Single-A Brevard County (90 games) and Double-A Huntsville (35 games)...was a Florida State League Mid-season All-Star after hitting .327 with 10 home runs and 47 RBI with Brevard County before the All-Star Break...was named Brewers Minor League Player of the Month for April after hitting .350 with five home runs and 22 RBI in 22 games...was promoted to Huntsville July 22.

**2010**—Batted .280 with 22 home runs, 72 RBI and 17 stolen bases in 128 games with Single-A Wisconsin...was selected to the Midwest League's Midseason and Postseason All-Star teams as he ranked among the leaders in home runs (t-2nd, 22) and slugging percentage (4th, .499)...his 22 home runs set a new Wisconsin single-season franchise record...was named Midwest League Player of the Week for June 21-27 after batting .455 (5-for-11) with two home runs and four RBI.

**2009**—Went 0-for-1 in one game in his professional debut with Helena of the Rookie Pioneer League...was transferred to the Brewers affiliate in Arizona Rookie League Aug. 3, where he hit .243 with two home runs and eight RBI in 10 games.

## PERSONAL/MISCELLANEOUS

Christopher Adrian Davis was originally signed by Brewers scout Josh Belovsky...he and his wife, Jill, have two sons, Pablo and Phoenix...graduated from Deer Valley (AZ) High School...attended Cal State Fullerton...his father, Rodney, played professionally as an outfielder in the minor leagues with the Dodgers and later scouted for the Diamondbacks...enjoys reading, table tennis and video games.

## LIFETIME PLAYING RECORD

| Year                | Club           | AVG. | G   | AB   | R   | H   | 2B  | 3B | HR  | RBI | SH | SF | HP | BB  | SO  | SB | CS | SLG  | OBP  | E  |
|---------------------|----------------|------|-----|------|-----|-----|-----|----|-----|-----|----|----|----|-----|-----|----|----|------|------|----|
| 2009                | Helena         | .000 | 1   | 1    | 0   | 0   | 0   | 0  | 0   | 0   | 0  | 0  | 0  | 0   | 0   | 0  | 0  | .000 | .000 | 0  |
|                     | AZL Brewers    | .243 | 10  | 37   | 7   | 9   | 0   | 2  | 2   | 8   | 0  | 1  | 1  | 6   | 11  | 4  | 0  | .514 | .356 | 0  |
| 2010                | Wisconsin      | .280 | 128 | 457  | 86  | 128 | 26  | 4  | 22  | 72  | 2  | 4  | 15 | 77  | 120 | 17 | 10 | .499 | .398 | 3  |
| 2011                | Brevard County | .309 | 90  | 304  | 50  | 94  | 21  | 1  | 15  | 68  | 0  | 7  | 9  | 51  | 70  | 10 | 5  | .533 | .415 | 2  |
|                     | Huntsville     | .210 | 35  | 124  | 10  | 26  | 7   | 1  | 2   | 16  | 0  | 1  | 1  | 10  | 23  | 0  | 0  | .331 | .272 | 1  |
| 2012                | Huntsville     | .383 | 44  | 128  | 23  | 49  | 9   | 0  | 8   | 23  | 1  | 0  | 5  | 20  | 33  | 2  | 2  | .641 | .484 | 2  |
|                     | AZL Brewers    | .368 | 6   | 19   | 7   | 7   | 0   | 0  | 3   | 5   | 0  | 0  | 1  | 2   | 7   | 1  | 1  | .842 | .455 | 0  |
|                     | Nashville      | .310 | 32  | 113  | 23  | 35  | 12  | 0  | 4   | 24  | 0  | 4  | 3  | 20  | 27  | 1  | 0  | .522 | .414 | 0  |
| 2013                | MILWAUKEE      | .279 | 56  | 136  | 27  | 38  | 10  | 0  | 11  | 27  | 0  | 1  | 5  | 11  | 34  | 3  | 0  | .596 | .353 | 1  |
|                     | Nashville      | .255 | 69  | 243  | 35  | 62  | 12  | 1  | 13  | 37  | 0  | 2  | 5  | 31  | 59  | 6  | 4  | .473 | .349 | 5  |
| 2014                | MILWAUKEE      | .244 | 144 | 501  | 70  | 122 | 37  | 2  | 22  | 69  | 0  | 6  | 10 | 32  | 122 | 4  | 1  | .457 | .299 | 3  |
| 2015                | MILWAUKEE      | .247 | 121 | 392  | 54  | 97  | 16  | 2  | 27  | 66  | 0  | 3  | 1  | 44  | 122 | 6  | 2  | .505 | .323 | 5  |
|                     | Wisconsin      | .100 | 6   | 20   | 1   | 2   | 0   | 0  | 0   | 2   | 0  | 1  | 0  | 3   | 2   | 0  | 1  | .100 | .208 | 0  |
| 2016                | OAKLAND        | .247 | 150 | 555  | 85  | 137 | 24  | 2  | 42  | 102 | 0  | 5  | 8  | 42  | 166 | 1  | 2  | .524 | .307 | 5  |
| 2017                | OAKLAND        | .247 | 153 | 566  | 91  | 140 | 28  | 1  | 43  | 110 | 0  | 7  | 6  | 73  | 195 | 4  | 0  | .528 | .336 | 1  |
| 2018                | OAKLAND        | .247 | 151 | 576  | 98  | 142 | 28  | 1  | 48  | 123 | 0  | 7  | 12 | 59  | 175 | 0  | 0  | .549 | .326 | 0  |
| 2019                | OAKLAND        | .220 | 133 | 481  | 61  | 106 | 11  | 0  | 23  | 73  | 0  | 2  | 3  | 47  | 146 | 0  | 0  | .387 | .293 | 0  |
| Major League Totals |                | .244 | 908 | 3207 | 486 | 782 | 154 | 8  | 216 | 570 | 0  | 31 | 45 | 308 | 960 | 18 | 5  | .499 | .316 | 15 |

## CAREER TRANSACTIONS

**2006** — Selected by the Washington Nationals organization in the 29th round of the First-Year Player Draft; did not sign. **2009** — Selected by the Milwaukee Brewers organization in the 7th round of the First-Year Player Draft. **2015** — On the disabled list, May 31 to July 6; included rehabilitation assignment to Wisconsin, July 1 to 6. **2016** — Traded to the Oakland Athletics for minor league pitcher Bubba Derby and minor league catcher Jacob Nottingham, February 12. **2018** — On the disabled list, May 21 to 30. **2019** — On the injured list, May 22 to 31. On the paternity list, August 29 to 31.



## WILD CARD RECORD

| Year          | Club/Opp.   | AVG.        | G        | AB       | R        | H        | 2B       | 3B       | HR       | RBI      | SH       | SF       | HP       | BB       | SO       | SB       | CS       | SLG         | OBP         | E        |
|---------------|-------------|-------------|----------|----------|----------|----------|----------|----------|----------|----------|----------|----------|----------|----------|----------|----------|----------|-------------|-------------|----------|
| 2018          | OAK vs. NYY | .250        | 1        | 4        | 1        | 1        | 0        | 0        | 1        | 2        | 0        | 0        | 0        | 0        | 2        | 0        | 0        | 1.000       | .250        | 0        |
| 2019          | OAK vs. TB  | .000        | 1        | 4        | 0        | 0        | 0        | 0        | 0        | 0        | 0        | 0        | 0        | 0        | 3        | 0        | 0        | .000        | .000        | 0        |
| <b>Totals</b> |             | <b>.125</b> | <b>2</b> | <b>8</b> | <b>1</b> | <b>1</b> | <b>0</b> | <b>0</b> | <b>1</b> | <b>2</b> | <b>0</b> | <b>0</b> | <b>0</b> | <b>0</b> | <b>5</b> | <b>0</b> | <b>0</b> | <b>.500</b> | <b>.125</b> | <b>0</b> |

## DAVIS' CAREER HIGHS

**Hits:** 4 (four times), last: May 17, 2018 at Toronto

**Home Runs:** 3, May 17, 2016 vs. Texas. 2 (25 times), September 13, 2019 at Texas; May 13, 2019 at Seattle; April 11, 2019 at Baltimore; April 10, 2019 at Baltimore; September 21, 2018 vs. Minnesota; August 19, 2018 vs. Houston; July 25, 2018 at Texas; July 22, 2018 vs. San Francisco; June 13, 2018 vs. Houston; June 8, 2018 vs. Kansas City; April 13, 2018 at Seattle; August 25, 2017 vs. Texas; June 28, 2017 at Houston; April 28, 2017 at Houston; April 3, 2017 vs. Los Angeles (AL); September 18, 2016 at Texas; July 27, 2016 at Texas; July 16, 2016 vs. Toronto; May 2, 2016 vs. Seattle; September 27, 2015 at St. Louis; August 19, 2015 vs. Miami; August 9, 2015 vs. St. Louis; August 6, 2015 vs. San Diego; May 25, 2015 vs. San Francisco; August 23, 2013 at Cincinnati

**Runs Batted In:** 6 (twice), May 17, 2016 vs. Texas; August 6, 2015 vs. San Diego; 5 (three times), last: July 25, 2018 at Texas

**Stolen Bases:** 1 (18 times), last: June 27, 2017 at Houston

**Hitting Streak:** 14, June 27 to July 12, 2018

**Hitless Streak (At Bats):** 20, August 16 to 22, 2017

**Game Ending RBI:** 7, July 28, 2019 vs. Texas (walk); September 21, 2018 vs. Minnesota (home run); May 5, 2018 vs. Baltimore (home run); July 15, 2017 vs. Cleveland (home run); June 15, 2017 vs. New York-AL (single); May 17, 2016 vs. Texas (grand slam); May 15, 2014 vs. Pittsburgh (single)

**Grand Slams:** 2, September 16, 2018 at Tampa Bay (Sergio Romo); May 17, 2016 vs. Texas (Shawn Tolleson)

**Pinch-Hit Home Runs:** 3, July 18, 2015 vs. Pittsburgh (Antonio Bastardo); May 11, 2015 vs. Chicago-AL (Zach Duke); July 23, 2013 vs. San Diego (Colt Hynes)

**Inside-The-Park Home Runs:** None

**Lead Off Home Runs:** None

## ATHLETICS TRIPLE PLAYS

### **Grounded Into (34; Philadelphia 23, Kansas City 3, Oakland 8)**

June 24, 1902 at Baltimore by Topsy Hartsel  
 May 5, 1903 at New York by Harry Davis  
 August 18, 1903 at St. Louis by Lave Cross  
 May 19, 1911 at Detroit by Harry Davis  
 July 16, 1911 at St. Louis by Amos Strunk  
 August 11, 1912 at Chicago by Jack Coombs  
 April 29, 1914 vs. Washington by Jack Barry  
 May 8, 1914 at Washington by Jack Lapp  
 July 24, 1915 at Cleveland by Nap Lajoie  
 August 23, 1917 at Detroit by Stuff McInnis  
 September 5, 1919 vs. Boston by Terry Turner  
 August 25, 1925 at Cleveland by Chick Galloway  
 June 24, 1926 vs. Washington by Max Bishop  
 April 26, 1929 vs. New York by Sammy Hale  
 September 21, 1931 vs. Detroit by Jimmie Dykes  
 June 19, 1932 at St. Louis by Mule Haas  
 July 21, 1934 at Detroit by Charlie Berry

April 27, 1935 vs. New York by Jimmie Foxx  
 September 20, 1936 vs. Boston by Chubby Dean  
 April 26, 1937 at New York by Chubby Dean  
 May 11, 1938 vs. St. Louis by Wally Moses  
 June 11, 1946 vs. Chicago by Irv Hall  
 August 14, 1951 vs. Boston by Hank Majeski  
 August 3, 1955 vs. Baltimore by Art Ceccarelli  
 May 16, 1957 at New York by Alex Kellner  
 July 23, 1960 at Washington by Whitey Herzog  
 June 23, 1968 vs. Washington by Dave Duncan  
 July 7, 1973 at Baltimore by Gene Tenace  
 August 8, 1977 at Texas by Manny Sanguillen  
 August 12, 1986 vs. Seattle by Carney Lansford  
 August 8, 1990 vs. Baltimore by Willie Randolph  
 May 14, 1994 at Kansas City by Geronimo Berroa  
 April 22, 2010 vs. New York (AL) by Kurt Suzuki  
 August 9, 2010 at Seattle by Mark Ellis

**OUTFIELDER****Height/Weight:** 6-2 / 205**Bats/Throws:** Left / Right**Birthdate:** May 31, 1995**Opening Day Age:** 24**Birthplace/Resides:** Metairie, Louisiana / Metairie, Louisiana**Major League Service:** None**Obtained:** Selected in the 2nd round of the 2017 First-Year Player Draft**Contract Status:** First year of a one-year contract through 2020

NON-ROSTER INVITEE

2020 ATHLETICS

**CAREER HIGHLIGHTS**

Was the A's 2nd round pick in the 2017 draft and is a .232 hitter with 26 home runs and 94 RBI in 184 games over three professional seasons...has started 141 games in right field, eight in left field, six in center field and four at first base...has played in the postseason in each of his three seasons...played for Mesa in the Arizona Fall League following the 2019 season and was named to the All-AFL Rising Stars team after leading the league with eight home runs in 23 games.

**2019 HIGHLIGHTS**

Made his Double-A debut with Midland and batted .219 with 11 home runs and 36 RBI in 80 games in a season shortened by a seven-week stay on the injured list with a shoulder injury...also stole 19 bases, which ranked 10th in the Texas League and fifth in the A's farm system...his .375 slugging percentage was the lowest of his three full seasons...played for Mesa in the Arizona Fall League following the season and was named to the All-AFL Rising Stars team after batting .256 with nine home runs and 20 RBI in 23 games...had more than twice as many home runs as any other player...also led the AFL in slugging (.634) and total bases (52), ranked second in OPS (.982), tied for second in RBI and extra base hits (12) and tied for fourth in runs (15)...with Midland, he batted .228 (58-for-254) with 10 of his 11 home runs against right-handed pitchers compared to .170 (8-for-47) against left-handers...hit eight of his 11 home runs on the road...had five home runs in 18 day games, six in 62 contests at night...started 69 games in right field and three in center field...had seven assists in 72 games overall in the outfield...committed four errors for a .973 fielding percentage...also went 5-for-32 (.156) in eight games as the designated hitter...hit in every spot in the order except first and ninth...saw his most action with 28 games batting seventh where he hit .314.

**MIDLAND:** Collected a career-high tying three hits, including a season-high two doubles, on Opening Day, April 4 at Frisco...had his second and final three-hit game of the season April 8 at Amarillo, putting his average at .364 over his first five games...then went 15-for-86 (.174) over his next 23 contests through May 5, which saw his average fall to .213...had the second two-homer game of his career May 7 at Northwest Arkansas (also Aug. 26, 2018 at Visalia) and matched his career-high with three RBI...the started a six-game stretch from May 7-13 where he went 8-for-24 (.333) with five RBI...then went 5-for-54 (.093) over his next 15 contests through June 4 to drop his average to a season-low .194...batted .146 in 22 games in May...had a season-high eight-game hitting streak from June 6-16 (11-for-34, .324)...was batting .211 with seven home runs and 24 RBI in 60 games when he was placed on the injured list June 20 with a sprained right shoulder...was reinstated Aug. 7 and hit .247 with four home runs and 12 RBI over his final 20 contests...stole a career-high two bases Aug. 27 vs. Amarillo...went 0-for-4 with a career-high four strikeouts Aug. 21 vs. Northwest Arkansas...had his second career four-strikeout game Aug. 29 at Northwest Arkansas...batted .333 (7-for-21) with a double, two home runs, four RBI, three runs scored and eight strikeouts in the postseason as he started all five games in right field for Midland in the Texas League Semifinals against Amarillo.

**CAREER**

**2018**—Spent most of the season at Single-A Stockton where he batted .199 with six home runs and 21 RBI in 47 games in a season shorted by a wrist injury...also appeared in 11 games with the

A's affiliate in the Arizona Rookie League and combined for a .216 average, seven home runs and 28 RBI in 58 games overall...had a career-high 16 doubles...batted .227 with all seven of his home runs against right-handed pitching compared to .178 against left-handers...hit .204 with runners in scoring position...started 38 games in right field, eight in left field, four at first base and three in center field...was also 3-for-8 (.375) in two games as the designated hitter...hit in every spot in the order except eighth and saw his most action with 18 games batting cleanup and 17 in the six spot...doubled in four straight games, April 7-9...was hitting .200 with seven doubles and five RBI in 15 games when he was placed on the disabled list April 21 with a strained right wrist...began a rehab assignment with the A's affiliate in the AZL June 18 and went 6-for-19 (.316) in five games before the assignment was halted June 27...collected his first career three-hit game June 20 against the Indians2 club...resumed his rehab July 16 and went 3-for-12 (.250) in six games before he was reinstated from the DL and sent back to Stockton July 28...hit .198 over his final 32 games...hit five of his six home runs over an 11-game span from Aug. 15-26...that included his first career two-homer game Aug. 26 at Visalia...went 1-for-4 with three strikeouts in one postseason game with Stockton before going on the DL a second time Sept. 7 with a fractured right hamate.

**2017**—Made his professional debut with Vermont of the Short-Season Single-A New York-Penn League and hit .274 with eight home runs and 30 RBI in 46 games...added 28 walks for a .385 on-base percentage...slugged .530 and had a .915 OPS...had a career-high four triples...tied for third in the NYPL in home runs and tied for eighth in extra base hits (22)...was named to the NYPL Mid-season All-Star team and went 2-for-3 with a stolen base for the North in a start at designated in the All-Star Game...batted .276 with all eight of his home runs against right-handed pitching, .270 against left-handers...hit .333 in April, .325 with a .400 on-base percentage when leading off an inning, .324 before the All-Star Break and .308 at home...started 34 games in right field and also appeared in one game in left field...committed his only error as a left fielder...also hit .405 in 11 games as the designated hitter...hit clean-up 44 times...was 0-for-3 in his debut in the first game of a July 11 doubleheader at Staten Island but then went 2-for-3 with a triple, two RBI and a walk in the night cap...connected for his first home run and stole his first base July 13 at Staten Island...hit .200 (3-for-15) with a home run, three RBI and a walk in four postseason games.

## PERSONAL/MISCELLANEOUS

Gregory Arthur Deichmann was originally signed by A's scout Kelcey Mucker...graduated from Brother Martin HS (LA)...played collegiately at Louisiana State...was First-Team All-American and First-Team All-SEC in 2017...hit .294 with 30 home runs and 130 RBI in 146 games in three seasons with the Tigers.

### LIFETIME PLAYING RECORD

| Year                       | Club     | AVG.        | G          | AB         | R          | H          | 2B        | 3B       | HR        | RBI       | SH       | SF       | HP       | BB        | SO         | SB        | CS       | SLG         | OBP         | E        |
|----------------------------|----------|-------------|------------|------------|------------|------------|-----------|----------|-----------|-----------|----------|----------|----------|-----------|------------|-----------|----------|-------------|-------------|----------|
| 2017                       | Vermont  | .274        | 46         | 164        | 31         | 45         | 10        | 4        | 8         | 30        | 0        | 1        | 2        | 28        | 40         | 4         | 1        | .530        | .385        | 1        |
| 2018                       | Stockton | .199        | 47         | 166        | 18         | 33         | 14        | 0        | 6         | 21        | 0        | 1        | 1        | 17        | 63         | 0         | 1        | .392        | .276        | 4        |
|                            | AZL A's  | .289        | 11         | 38         | 9          | 11         | 2         | 2        | 1         | 7         | 0        | 0        | 0        | 5         | 8          | 0         | 0        | .526        | .372        | 0        |
| 2019                       | Midland  | .219        | 80         | 301        | 42         | 66         | 10        | 2        | 11        | 36        | 0        | 3        | 2        | 34        | 103        | 19        | 5        | .375        | .300        | 4        |
| <b>Minor League Totals</b> |          | <b>.232</b> | <b>184</b> | <b>669</b> | <b>100</b> | <b>155</b> | <b>36</b> | <b>8</b> | <b>26</b> | <b>94</b> | <b>0</b> | <b>5</b> | <b>5</b> | <b>84</b> | <b>214</b> | <b>23</b> | <b>7</b> | <b>.426</b> | <b>.320</b> | <b>9</b> |


### CAREER TRANSACTIONS

**2016** — Selected by the Minnesota Twins in the 26th round of the First-Year Player Draft; did not sign. **2017** — Selected by the Oakland Athletics in the 2nd round of the First-Year Player Draft.

### ATHLETICS HOME RUN DERBY PARTICIPANTS

|      |                                     |      |                               |
|------|-------------------------------------|------|-------------------------------|
| 2019 | Matt Chapman                        | 1996 | Mark McGwire                  |
| 2014 | *Yoenis Céspedes and Josh Donaldson | 1994 | Ruben Sierra                  |
| 2013 | *Yoenis Céspedes                    | 1992 | *Mark McGwire                 |
| 2001 | Jason Giambi                        | 1990 | Mark McGwire and Jose Canseco |
| 1999 | John Jaha                           | 1987 | Mark McGwire                  |
| 1997 | Mark McGwire                        | 1986 | Jose Canseco                  |

\*indicates winner



**LEFT-HANDED PITCHER**

**Height/Weight:** 6-4 / 195

**Birthdate:** January 21, 1987

**Birthplace/Resides:** Wymore, Nebraska / Beatrice, Nebraska

**Major League Service:** 7 years, 50 days

**Obtained:** Acquired from the Kansas City Royals for minor leaguers Ismael Aquino and Dairon Blanco, July 27, 2019; re-signed December 3, 2019

**Contract Status:** First year of a two-year contract through 2021 with a club option for 2022.

**Bats/Throws:** Left / Left

**Opening Day Age:** 33

**CAREER HIGHLIGHTS**

Has pitched for five teams in eight seasons in the majors, including four teams over the last two years...is 15-22 with seven saves and a 3.90 ERA in 441 career appearances, all in relief...has more strikeouts (467) than innings pitched (374.0) for an average of 11.24 strikeouts per nine innings...was originally drafted by Philadelphia in the 30th round in 2007 and pitched for the Phillies (2012-15), Rangers (2015-18), Diamondbacks (2018) and Royals (2019) before he was dealt to the A's days before the 2019 trading deadline...was part of a combined no-hitter with Philadelphia on Sept. 1, 2014 at Atlanta, working a 1-2-3 seventh inning...recorded the win in his Major League debut on May 15, 2012 vs. Houston...pitched in the Arizona Fall League in 2010 and 2011 and was named to the Top Prospects Team in 2011.

**2019 HIGHLIGHTS**

Began the season with Kansas City and was 0-6 with a 4.75 ERA in 48 relief appearances when he was traded to Oakland on July 27...went 1-1 with a 4.43 ERA in 28 games with the A's and had a 4.65 ERA in a career-high 76 relief appearances overall...ranked second in the American League in games pitched...held the opposition to a .215 batting average but issued a career-high 39 walks and hit a career-high 11 batters in 62.0 innings for a .352 on-base percentage...the 11 hit batters matched the most by an AL reliever since at least 1908 (Dellin Betances, NYY in 2017 and Mitch Williams, TEX in 1986) and tied for second among Major League relievers (12, Carlos Marmol, CHC in 2009)...they tied for sixth among all AL pitchers in 2019...also had career highs in holds (31), losses (7) and earned runs (32) and his 84 strikeouts were second only to his 100 in 2014 with Philadelphia...averaged 12.19 strikeouts per nine innings...surrendered just three home runs and his average of 0.44 home runs per nine innings was third lowest among AL relievers...did not allow a home run in 20.1 innings with the A's...his .215 opponents batting average included a mark of .210 (30-for-143) against right-handed hitters compared to .224 (19-for-85) against left-handers...did not allow a home run to a lefty...allowed 10-of-39 (25.6%) inherited runners to score, which was ninth-lowest percentage in the AL...first batters faced hit .210 but he issued 10 first-batter walks, which tied for fourth most in the AL (.342 on-base percentage)...tied for the lead among AL relievers in holds and losses and ranked fifth in walks...combined for a 6.19 ERA in 47 appearances on zero or one day of rest...had a 2.36 ERA in 29 outings on two days rest or more...had a 2.20 ERA and .130 opponents batting average in the sixth and seventh innings, a 6.15 ERA and .248 opponents average from the eighth inning on...the opponents number four hitter was 1-for-21 (.048) off him with no RBI...logged a 6.52 ERA in 13 interleague appearances, a 4.30 ERA in 63 outings against AL teams...tossed one inning or fewer in 71 of his 76 relief appearances and his season high was 1.2 innings.

**KANSAS CITY:** Yielded two runs on a season-high three hits April 3 against Minnesota, his first of four games with three hits...that gave him an 8.10 ERA over his first four games...did not allow a run in 14 of his next 16 appearances from April 7 to May 12 and had a 1.32 ERA and .091 opponents batting average over that span...allowed just 1-of-12 inherited runners to score...issued a season-high two walks April 21 at New York (AL), his first of six two-walk games...had a season-high 8.2-inning scoreless streak from April 22 to May 12...tossed a season-high 1.2 scoreless and hitless innings April 27 against Los Angeles (AL)...struck out at least one batter in a career-high 21 consecutive games from May 1 to June 20...had 36 strikeouts in 20.0 innings over that span (16.20 strikeouts per nine innings)...compiled a 7.80 ERA and .271 opponents batting average

over a 17-game stretch from May 14 to June 21...struck out a season-high three batters May 14 against Texas, a mark he matched on May 19 at Los Angeles (AL) and July 24 at Atlanta...also struck out two batters May 19 at Detroit as he pitched for Oakland in the A's suspended game against the Tigers that was completed on Sept. 6...compiled a 2.08 ERA and .116 opponents batting average in 13 games in May...struck out 24 batters in 13.0 innings...had not allowed a home run over his first 29 games through June 2...then surrendered all three of his home runs over an eight-game stretch from June 4 to 21...finished the season with a 39-game, 30.0-inning, 143-batters faced homerless streak...allowed a season-high three runs June 4 against Boston, his first of three outings with three runs...tossed a scoreless eighth inning June 17 at Seattle in his 400th career appearance...did not allow a run in five of his final six outings with the Royals (1.69 ERA).

**OAKLAND:** Was traded to the A's on July 27 for minor league pitcher Ismael Aquino and minor league outfielder Dairon Blanco...made his Oakland debut July 30 against Milwaukee and tossed a scoreless seventh inning (1 bb) in the A's 3-2, 10-inning win...then allowed one run in three of his next six appearances from Aug. 1 to 13 (8.10 ERA)...was credited with his first win of the season Aug. 15 against Houston when he recorded the final out of the eighth inning with the score tied 6-6...the A's scored a run in the bottom of the sixth for a 7-6 victory...it snapped a season-opening six-game losing streak and a career-high eight-game losing streak overall...it was his first win since June 2, 2018 at Los Angeles (AL)...had a six-game scoreless streak from Aug. 15 to 24 (5.0 ip)...capped the streak Aug. 24 against San Francisco with a season-high tying 1.2 scoreless innings...allowed eight runs over an eight-game span from Aug. 25 to Sept. 14 (9.95 ERA) before finishing the season with a six game (3.2 ip) scoreless streak...retired the only batter he faced in the AL Wild Card game on Oct. 2 against Tampa Bay in Oakland when he got Austin Meadows to fly out for the final out of the fifth inning.

## CAREER

**2018**—Appeared in 71 games combined between Texas and Arizona, being traded to the Diamondbacks at the non-waiver deadline...went 1-2 with two saves, a 4.73 ERA, 17 holds and 66 strikeouts...acquired by Arizona in exchange for right-handed pitcher Wei-Chieh Huang and left-handed pitcher Joshua Javier on July 31...tossed a scoreless inning at Chase Field the night prior to the deal and rode the bullpen cart from the visiting clubhouse to the home clubhouse before the next night's game...tied for seventh among Major League left-handed relievers in appearances and was 13th in strikeouts per 9.0 innings (11.14)...his strikeout-per-nine-inning rate was his highest since he set a career high (12.68) in 2014...allowed just 22.2 percent of his inherited runners to score (6-for-27)...stranded seven of eight inherited runners with the Diamondbacks...ranked fourth among Major League relievers with a 14.7 strikeout-per-nine-inning rate on the road...was ninth among all left-handers with a 1.40 road ERA (min. 25.0 IP)...made 15-straight scoreless appearances on the road from July 5-Sept. 11, spanning 10.2 innings...surrendered a season-high three runs at Colorado on Sept. 13...limited right-handed batters to a .191 average...however, lefties hit .329 against him.

**2017**—Missed a majority of the season due to three surgeries to replace his colon with an internal reservoir in order to relieve his ulcerative colitis condition...all three surgeries were conducted at the Mayo Clinic in Rochester, Minn., with the final one on June 9...made 11 relief appearances in September and posted a 2.53 ERA...allowed all three runs in one outing on Sept. 13 vs. Seattle...ranked among AL leaders for September/October in holds (5, t-5th) and opponents batting average (.121, 10th)...set a club record by opening a season with five-straight outings without allowing a hit and facing at least three batters in each appearance.

**2016**—Made 66 relief appearances in his first full season with the Rangers, going 4-2 with a 3.40 ERA...recorded the first four saves of his Major League career...among American League relievers, tied for fourth in holds (26) and ranked ninth in opponents average (.189)...his 26 holds were third-most in club history...extended a streak of appearances without an earned run to 20 straight (15.2 ip) from Sept. 12, 2015-April 27, 2016, before surrendering three runs to the Angels on May 1...recorded his first ML save June 9 against Houston...placed on the disabled list (left index finger laceration) on July 6 and was reinstated on July 21...pitched to a 6.92 ERA after coming off the DL...made two appearances vs. Toronto in the ALDS, allowing three runs on five hits in 1.0 inning of work...surrendered all three tallies in the ninth inning of the Jays 10-1 triumph in Game

1...also allowed a double to pinch-hitter Melvin Upton, Jr. and issued an intentional walk to Kevin Pillar in the sixth inning of Game 3.

**2015**—Combined to go 2-1 with a 4.01 ERA over 67 appearances with the Phillies and Rangers...acquired by Texas on July 31 along with Cole Hamels and cash considerations, in exchange for six minor league players...made his Rangers debut that night vs. San Francisco, tossing 1.2 scoreless innings...following the trade, posted a 2.08 ERA, allowing runs in just three of his 26 appearances with the Rangers...also allowed just two of 13 inherited runners to score (15.4%)...ended the season with 7.1 scoreless innings over his final nine relief appearances, with opponents going 1-for-24 (.042) against him...made four appearances vs. Toronto in the American League Division Series, posting a 1.50 ERA (1 ER in 6.0 IP) and a .105 opponents average (2-for-19)...worked 2.0 scoreless innings in both Game 1 and 2 at Rogers Centre, protecting a 5-3 lead in the first contest...his four appearances tied with Sam Dyson for the team lead.

**2014**—In his first full Major League season, ranked third among National League relievers in strikeouts (100), fourth in strikeouts per nine innings (12.68), tied for sixth in innings (71.0) and tied for ninth in appearances (73)...posted a 2.38 ERA over his last 25 appearances of the season, holding opponents scoreless in 21 of them (Aug. 3-Sept. 28)...combined with Cole Hamels, Ken Giles and Jonathan Papelbon for a no-hitter on Sept. 1 at Atlanta, working a 1-2-3 seventh inning following Hamels' departure.

**2013**—Worked 45 games with the Phillies, after opening the year with Triple-A Lehigh Valley...went 1-4 with a 2.58 ERA and 41 strikeouts in 38.1 innings...pitched to a 5.19 ERA over his first 11 appearances, before posting a 1.82 mark and a .190 opponents average over his final 34 outings (July 7-Sept. 28)...also allowed one run over his final 19 appearances (0.52 ERA)...fanned all five hitters he faced in 1.2 innings at Pittsburgh on July 3, which established his single-game career high.

**2012**—Made his Major League debut on May 15 against Houston, earning a win with 1.1 scoreless innings in a 4-3 final...became the first Phillies reliever to win his first ML game since Sergio Escalona in 2009...had two stints in the big leagues (May 15-July 31 and Sept. 3-end of season)...also pitched in 25 games with Lehigh Valley...pitched to a 4.64 ERA in his first 23 appearances, but recorded a 1.50 mark over his final nine outings...recorded an 11.52 strikeout-per-nine-inning rate (35 so in 27.1 ip) overall.

**2011**—Tied for fourth in the Eastern League in appearances (53), spending the year at Double-A Reading...averaged 11.49 strikeouts per nine innings (83 so in 65.0 ip)...named to the Arizona Fall League Top Prospects team, pitching for Scottsdale.

**2010**—Held opponents to a .187 average combined between Single-A Lakewood and Clearwater...pitched for Mesa in the Arizona Fall League...also participated in the Florida Instructional League for the third straight year.

**2009**—Transitioned from starter to reliever, making two starts with Lakewood to open the year...has made just one professional start, which was part of a minor league rehab assignment, since April 18, 2009.

**2008**—Combined for a 4-9 record and a 5.09 ERA in 27 starts with Lakewood and Williamsport...struck out 96 in 141.1 innings but walked 72.

**2007**—Made his professional debut with the GCL Phillies and went 1-3 with a 2.92 ERA in 10 games, seven starts...also went 2-1 with a 2.25 ERA in three starts with Williamsport.

## PERSONAL/MISCELLANEOUS

Jacob Tanner Diekman was originally signed by Phillies scout Jerry Lafferty...is married, Amanda, and has a daughter, Palmer...played baseball, basketball and golf at Wymore (Neb.) Southern High School, graduating in 2005...pitched two seasons at Cloud County Community College in Concordia, Kan., graduating with an associate's degree in business administration...actively in-

volved in activities for the Cohn's and Colitis Foundation of America...joined with wife, Amanda, to found the "Gut it Out Foundation," whose mission is to connect patients and caregivers through education and inspiration in order to strengthen relationships and resources within the community...awarded the 53rd Hutch Award by the Fred Hutchinson Cancer Research Center in Seattle in January 2018...the honor is given annually to an MLB player who best exemplifies the honor, courage and dedication of the legendary player and manager, Fred Hutchinson.

### LIFETIME PITCHING RECORD

| Year                | Club          | W  | L  | ERA  | G   | GS | CG | SHO | SV | IP    | H   | R   | ER  | HR | HB | BB  | IBB | SO  | WP | BK |
|---------------------|---------------|----|----|------|-----|----|----|-----|----|-------|-----|-----|-----|----|----|-----|-----|-----|----|----|
| 2007                | GCL Phillies  | 1  | 3  | 2.92 | 10  | 7  | 0  | 0   | 0  | 37.0  | 29  | 12  | 12  | 2  | 3  | 13  | 0   | 35  | 0  | 0  |
|                     | Williamsport  | 2  | 1  | 2.25 | 3   | 3  | 0  | 0   | 0  | 16.0  | 10  | 4   | 4   | 0  | 1  | 8   | 0   | 11  | 1  | 0  |
| 2008                | Lakewood      | 3  | 5  | 5.42 | 19  | 19 | 0  | 0   | 0  | 96.1  | 120 | 72  | 58  | 4  | 5  | 47  | 0   | 53  | 12 | 3  |
|                     | Williamsport  | 1  | 4  | 4.40 | 8   | 8  | 1  | 0   | 0  | 45.0  | 41  | 24  | 22  | 4  | 1  | 25  | 0   | 43  | 2  | 0  |
| 2009                | Lakewood      | 2  | 0  | 4.04 | 32  | 2  | 0  | 0   | 2  | 55.2  | 59  | 32  | 25  | 3  | 0  | 28  | 0   | 52  | 4  | 3  |
| 2010                | Lakewood      | 2  | 0  | 1.90 | 21  | 0  | 0  | 0   | 0  | 23.2  | 16  | 11  | 5   | 0  | 5  | 15  | 0   | 30  | 3  | 0  |
|                     | Clearwater    | 0  | 2  | 3.66 | 24  | 0  | 0  | 0   | 0  | 32.0  | 22  | 20  | 13  | 2  | 6  | 23  | 0   | 26  | 2  | 0  |
| 2011                | Reading       | 0  | 1  | 3.05 | 53  | 0  | 0  | 0   | 3  | 65.0  | 47  | 29  | 22  | 3  | 5  | 44  | 2   | 83  | 7  | 0  |
| 2012                | Lehigh Valley | 1  | 1  | 1.69 | 25  | 0  | 0  | 0   | 7  | 26.2  | 19  | 5   | 5   | 0  | 2  | 13  | 1   | 37  | 0  | 0  |
|                     | PHILADELPHIA  | 1  | 1  | 3.95 | 32  | 0  | 0  | 0   | 0  | 27.1  | 25  | 17  | 12  | 1  | 3  | 20  | 3   | 35  | 1  | 0  |
| 2013                | Lehigh Valley | 1  | 0  | 5.70 | 30  | 0  | 0  | 0   | 11 | 30.0  | 31  | 22  | 19  | 1  | 1  | 24  | 1   | 37  | 1  | 0  |
|                     | PHILADELPHIA  | 1  | 4  | 2.58 | 45  | 0  | 0  | 0   | 0  | 38.1  | 34  | 15  | 11  | 1  | 0  | 16  | 2   | 41  | 2  | 1  |
| 2014                | PHILADELPHIA  | 5  | 5  | 3.80 | 73  | 0  | 0  | 0   | 0  | 71.0  | 66  | 36  | 30  | 4  | 3  | 35  | 5   | 100 | 7  | 0  |
| 2015                | PHILADELPHIA  | 2  | 1  | 5.15 | 41  | 0  | 0  | 0   | 0  | 36.2  | 40  | 23  | 21  | 3  | 2  | 24  | 0   | 49  | 1  | 0  |
|                     | Lehigh Valley | 0  | 0  | 0.00 | 6   | 0  | 0  | 0   | 3  | 7.0   | 5   | 0   | 0   | 0  | 0  | 1   | 0   | 7   | 1  | 0  |
|                     | TEXAS         | 0  | 0  | 2.08 | 26  | 0  | 0  | 0   | 0  | 21.2  | 13  | 5   | 5   | 2  | 1  | 7   | 0   | 20  | 1  | 0  |
| 2016                | TEXAS         | 4  | 2  | 3.40 | 66  | 0  | 0  | 0   | 4  | 53.0  | 36  | 22  | 20  | 4  | 3  | 26  | 1   | 59  | 3  | 0  |
| 2017                | Frisco        | 1  | 0  | 1.80 | 5   | 1  | 0  | 0   | 0  | 5.0   | 3   | 1   | 1   | 0  | 0  | 0   | 0   | 6   | 0  | 0  |
|                     | Round Rock    | 0  | 0  | 0.00 | 1   | 0  | 0  | 0   | 0  | 1.1   | 0   | 0   | 0   | 0  | 0  | 0   | 0   | 2   | 0  | 0  |
|                     | TEXAS         | 0  | 0  | 2.53 | 11  | 0  | 0  | 0   | 1  | 10.2  | 4   | 3   | 3   | 1  | 0  | 10  | 1   | 13  | 0  | 0  |
| 2018                | TEXAS         | 1  | 1  | 3.69 | 47  | 0  | 0  | 0   | 2  | 39.0  | 31  | 18  | 16  | 2  | 3  | 23  | 1   | 48  | 0  | 0  |
|                     | ARIZONA       | 0  | 1  | 7.53 | 24  | 0  | 0  | 0   | 0  | 14.1  | 18  | 15  | 12  | 2  | 3  | 8   | 1   | 18  | 3  | 0  |
| 2019                | KANSAS CITY   | 0  | 6  | 4.75 | 48  | 0  | 0  | 0   | 0  | 41.2  | 33  | 23  | 22  | 3  | 8  | 23  | 0   | 63  | 4  | 0  |
|                     | OAKLAND       | 1  | 1  | 4.43 | 28  | 0  | 0  | 0   | 0  | 20.1  | 16  | 11  | 10  | 0  | 3  | 16  | 1   | 21  | 2  | 0  |
| Major League Totals |               | 15 | 22 | 3.90 | 441 | 0  | 0  | 0   | 7  | 374.0 | 316 | 188 | 162 | 23 | 29 | 208 | 15  | 467 | 24 | 1  |

### CAREER TRANSACTIONS

**2007** — Selected by the Philadelphia Phillies organization in the 30th round of the First-Year Player Draft. **2015** — Traded to the Texas Rangers with pitcher Cole Hamels and cash for pitchers Jared Eickhoff and Matt Harrison, catcher Jorge Alfaro, minor league pitchers Alec Asher and Jake Thompson and minor league outfielder Nick Williams, July 31. **2016** — On the disabled list, July 6 to 21. **2017** — On the disabled list, February 14 to August 31; included rehabilitation assignments to Frisco, August 17 to 24 and August 28 to 31, and Round Rock, August 25 to 27. **2018** — Traded to the Arizona Diamondbacks for minor league pitcher Wei-Chieh Huang and a player to be named later (minor league pitcher Joshua Javier on August 17), July 31. Elected free agency, October 29. **2019** — Signed by the Kansas City Royals, February 13. Traded to the Oakland Athletics for minor league pitcher Ismael Aquino and minor league outfielder Dairon Blanco, July 27. Elected free agency (option not exercised), October 31; re-signed by Oakland, December 3.

### WILD CARD RECORD

| Year | Club/Opp.  | W | L | ERA  | G | GS | CG | SHO | SV | IP  | H | R | ER | HR | HB | BB | IBB | SO | WP | BK |
|------|------------|---|---|------|---|----|----|-----|----|-----|---|---|----|----|----|----|-----|----|----|----|
| 2019 | OAK vs. TB | 0 | 0 | 0.00 | 1 | 0  | 0  | 0   | 0  | 0.1 | 0 | 0 | 0  | 0  | 0  | 0  | 0   | 0  | 0  | 0  |

### DIVISION SERIES RECORD

| Year   | Club/Opp.   | W | L | ERA   | G | GS | CG | SHO | SV | IP  | H | R | ER | HR | HB | BB | IBB | SO | WP | BK |
|--------|-------------|---|---|-------|---|----|----|-----|----|-----|---|---|----|----|----|----|-----|----|----|----|
| 2015   | TEX vs. TOR | 0 | 0 | 1.50  | 4 | 0  | 0  | 0   | 0  | 6.0 | 2 | 1 | 1  | 0  | 0  | 0  | 0   | 5  | 0  | 0  |
| 2016   | TEX vs. TOR | 0 | 0 | 27.00 | 2 | 0  | 0  | 0   | 0  | 1.0 | 5 | 3 | 3  | 1  | 0  | 2  | 1   | 1  | 0  | 0  |
| Totals |             | 0 | 0 | 5.14  | 6 | 0  | 0  | 0   | 0  | 7.0 | 7 | 4 | 4  | 1  | 0  | 2  | 1   | 6  | 0  | 0  |



## DIEKMAN'S CAREER BESTS

**Low Hit Complete Game:** None

**Innings Pitched:** 2.0 (14 times), last: April 27, 2016 vs. New York (AL)

**Strikeouts:** 5, July 3, 2013 at Pittsburgh

**Pitches:** 52, April 28, 2015 at St. Louis

**Longest Winning Streak:** 3, June 7 to August 10, 2016

**Longest Losing Streak:** 8, June 26, 2018 to July 7, 2019

**Longest Scoreless Streak:** 14.2, May 11 to June 18, 2016

**RIGHT-HANDED PITCHER****Height/Weight:** 6-0 / 215**Bats/Throws:** Right / Right**Birthdate:** February 12, 1995**Opening Day Age:** 25**Birthplace/Resides:** Zionsville, Indiana / Zionsville, Indiana**Major League Service:** None**Obtained:** Selected in the 7th round of the 2017 First-Year Player Draft**Contract Status:** First year of a one-year contract through 2020**NON-ROSTER INVITEE****CAREER HIGHLIGHTS**

Was selected by the A's in the seventh round of the 2017 draft and is 20-13 with a 2.94 ERA in 63 games, including 56 starts, in three seasons as a professional...has struck out 335 (9.39 per nine innings) in 321.0 career innings...tied for sixth in the minor leagues in wins (13) in 2018 and tied for eighth in strikeouts (163)...did not allow a run in 38.1 innings with Vermont in 2017, earning *Baseball America* Short-Season All-Star honors.

**2019 HIGHLIGHTS**

Spent the first five weeks of the season at Double-A Midland and was promoted to Triple-A Las Vegas May 12 after compiling a 1.89 ERA in six starts with the RockHounds...was 4-5 with a save and a 4.38 ERA in 20 games, 19 starts, with the Aviators...combined for a 6-7 record and a 4.36 ERA in 26 appearances overall...had career highs in games, starts, losses, runs (73), earned runs (63), home runs (22), hit batters (10) and walks (48)...the save was the first of his career...ranked fourth in the A's farm system in strikeouts (124), eighth in innings pitched (130.0), ninth in ERA and tied for ninth in wins...allowed a .238 opponents batting average, which broke down to .214 (60-for-281) against right-handed hitters compared to .256 (52-for-203) against left-handers...yielded a .195 average to batters leading off an inning...opponents hit .298 with runners in scoring position...combined to go 2-3 with a 3.10 ERA in 11 starts at home compared to 4-4 with a 5.48 ERA in 15 games on the road.

**MINORS:** Lost his first two starts of the season (4.22 ERA)...then went 2-0 with a 1.35 ERA and .167 opponents batting average over his next five starts from April 16 to May 13...was named Texas League Pitcher of the Week for the week of April 22-28 after winning both of his starts while tossing 15.0 scoreless innings...logged 7.0 innings April 22 against Tulsa...then pitched a career-high tying 8.0 scoreless innings and allowed just two hits and a walk against Northwest Arkansas April 28...had a season-best 16.0-inning scoreless streak from April 22 to May 5...went 2-2 with a 1.74 ERA and .204 opponents batting average in five starts in April...was 2-2 with a 1.89 ERA in six starts when he was promoted to Las Vegas May 12...struck out a season-high nine batters in his Triple-A debut May 13 against Tacoma...then went 1-4 with a 6.29 ERA over his next five starts from May 20 to June 9...walked a career-high tying four batters May 20 at Salt Lake (also May 19, 2018 vs. San Jose)...would do it two more times in 2019: June 5 vs. Round Rock and July 25 at Tacoma...allowed a career-high eight runs on a season-high tying eight hits in 5.2 innings in an 8-3 loss at Reno May 25...also had a career-high 110 pitches in that start...went 1-2 with a 7.54 ERA in five starts in June...then was 1-0 with a 5.85 ERA in five starts in July...had the shortest start of his career July 6 at Albuquerque when he lasted just 1.0 innings (3 h, 3 r, 3 er, 1 bb, 0 so)...compiled a 2-0 record, a 1.78 ERA and .204 opponents batting average over a six-game stretch from July 27 to Aug. 24...made his only relief appearance of the season Aug. 13 at Omaha in a game started by a rehabbing Sean Manaea...pitched the final three innings of the Aviators 4-2 win for his first professional save (2 h, 1 r, 1 er, 1 bb, 2 so)...matched his season-high with nine strikeouts in 5.2 scoreless innings on Aug. 24 at Tacoma...was named Pacific Coast League Pitcher of the Week for the week of Aug. 19-25 after going 1-0 with a 0.00 ERA and 15 strikeouts in 11.2 innings over two starts...allowed just four hits and walked one...then surrendered six runs on five hits, including a season-high tying three home runs, in 2.0 innings in his final regular season start, a 7-1 loss at Albuquerque Aug. 29...made one postseason start and had a no decision in

the Aviators 8-6 loss in Game 2 of the PCL Semifinals at Sacramento on Sept. 5 (3.1 ip, 5 h, 5 r, 5 er, 2 bb, 6 so).

## CAREER

**2018**—Split his season between Single-A Stockton and Double-A Midland and combined for a 13-6 record and a 2.33 ERA in 24 games, including 22 starts, in his second professional season...struck out 163 and walked just 31 in 150.2 innings for a strikeout-to-walk ratio of 5.26...averaged 9.74 strikeouts per nine innings and 1.85 walks per nine innings...his 13 wins tied for sixth in all of minor league baseball and his 163 strikeouts tied for eighth...led the A's farm system in ERA, wins and strikeouts and ranked second in innings pitched...was named an A's Organization All-Star by mlb.com and was a California League Midseason All-Star...began the year at Stockton and went 6-2 with a 2.70 ERA in 12 games...was tied for second in the CL in wins, ranked third in strikeouts (82) and fourth in ERA at the time of his promotion to Midland on June 13...went 7-4 with a 2.01 ERA in 12 starts with the RockHounds...tied for the Texas League lead in wins from June 13 through the end of the season, ranked second in ERA and third in strikeouts (81)...allowed a .219 opponents batting average, including .215 against left-handed hitters compared to .222 against right-handers...opponents hit .206 with runners in scoring position, including .152 with RISP and two outs...nine of the 12 home runs he allowed came with the bases empty...went 3-1 with a 1.71 ERA in five starts during the day, 10-5 with a 2.50 ERA in 19 games at night...both of his relief appearances came in relief of a pitcher on a rehab assignment from Oakland...tossed six or more innings in 17 of his 24 appearances, allowed two runs or fewer 15 times and walked two or fewer 19 times...his teams were 13-9 (.591) in his starting assignments...did not allow a run in his first two starts on April 7 against Lake Elsinore and April 12 at San Jose...tossed 5.0 innings in each game...struck out 10 and did not walk a batter in the first game but had a no decision...then yielded just one hit for his first win of the season in the second game...walked one and struck out four and was named Cal League Pitcher of the Week for the week of April 9-15...allowed a run in the second inning on April 18 at Modesto, snapping a 49.1-inning scoreless streak dating back to June 30, 2017...went 2-0 with a 2.28 ERA in five starts in April and struck out 38 batters in 27.2 innings...ranked second in all of minor league baseball in strikeouts in April...struck out a season-high 11 batters and allowed just two runs on two hits in 7.0 innings at Inland Empire May 13 but had a no decision in a 3-2 loss...won each of his final four starts at Stockton from May 25 to June 11 (2.77 ERA)...named to the Cal League Midseason All-Star Game but did not play in the June 19 game as he was promoted to Midland June 13...did not allow a run in five of his final seven starts from July 24 to Aug. 30, going 6-1 with a 0.94 ERA...tossed a season-high 8.0 innings July 7 at Springfield but had a no decision in Midland's 5-4, 10-inning loss...finished the season with a 51.2-inning homerless streak beginning July 18...had a four-game winning streak from July 24 to Aug. 12 (0.68 ERA)...had a season-high 22.1-inning scoreless streak from July 30 to Aug. 18...finished the season with a 14.1-inning scoreless streak...tossed 7.1 scoreless and hitless on Aug. 24 in a 3-1 win at Corpus Christi...walked two and struck out seven and was removed after throwing a season-high tying 108 pitches...earned Texas League Pitcher of the Week honors for the week of Aug. 20 to 26...did not allow a run in four of his five starts in August and was 4-1 with a 0.77 ERA and .167 opponents batting average.

**2017**—Made his professional debut with the A's affiliate in the Arizona Rookie League and allowed three runs in 2.0 innings in his only game on June 24 at the Cubs (13.50 ERA)...was moved up to Single-A Vermont June 27 and did not allow a run in 38.1 innings with the Lake Monsters...was a combined 1-0 with a 0.67 ERA in 13 games, including nine starts...struck out 48 in 38.1 innings (11.27 per nine innings) and walked just eight (1.88 per nine innings)...was named to the New York-Penn League Midseason All-Star team and was also named a *Baseball America* Short-Season All-Star...allowed a .146 opponents batting average, including .108 against left-handed hitters compared to .181 against right-handers...yielded a .184 average with the bases empty compared to .080 with runners on...opponents were 2-for-24 (.083) with runners in scoring position...stranded all three of his inherited runners...pitched four innings or fewer in each of his 13 appearances...made his first professional start June 30 against Staten Island (2.0 ip, 1 h, 1 bb)...tossed a season-high 4.0 innings and struck out a season-high six while allowing just one hit July 25 against Tri-City...matched those marks Aug. 24 at Lowell...recorded his first professional win Aug. 10 against Batavia with 3.1 perfect innings of relief (5 so)...pitched a scoreless second inning

for the North All-Stars in the NYPL All-Star Game on Aug. 15 at Troy (1 h)...made two postseason starts for the Lake Monsters and was 0-1 with an 18.90 ERA (3.1 ip, 11 h, 7 r, 7 er, 3 bb, 2 so, 1 hr).

## PERSONAL/MISCELLANEOUS

Parker Edward Dunshee was originally signed by A's scout Neil Avent...graduated from Zions Community High School (IN)...attended Wake Forest where he went 28-10 with a 3.20 ERA in his career...holds the school record for strikeouts (330)...played for the USA Baseball Premier12 team following the 2019 season.


### LIFETIME PITCHING RECORD

| Year                       | Club          | W         | L         | ERA         | G         | GS        | CG       | SHO      | SV       | IP           | H          | R          | ER         | HR        | HB        | BB        | IBB      | SO         | WP       | BK       |
|----------------------------|---------------|-----------|-----------|-------------|-----------|-----------|----------|----------|----------|--------------|------------|------------|------------|-----------|-----------|-----------|----------|------------|----------|----------|
| 2017                       | AZL Athletics | 0         | 0         | 13.50       | 1         | 0         | 0        | 0        | 0        | 2.0          | 5          | 3          | 3          | 1         | 0         | 0         | 0        | 3          | 0        | 1        |
|                            | Vermont       | 1         | 0         | 0.00        | 12        | 9         | 0        | 0        | 0        | 38.1         | 15         | 0          | 0          | 0         | 4         | 8         | 0        | 45         | 0        | 1        |
| 2018                       | Stockton      | 6         | 2         | 2.70        | 12        | 10        | 0        | 0        | 0        | 70.0         | 61         | 23         | 21         | 7         | 2         | 17        | 1        | 82         | 1        | 0        |
|                            | Midland       | 7         | 4         | 2.01        | 12        | 12        | 0        | 0        | 0        | 80.2         | 59         | 21         | 18         | 5         | 4         | 14        | 1        | 81         | 1        | 1        |
| 2019                       | Midland       | 2         | 2         | 1.89        | 6         | 6         | 0        | 0        | 0        | 38.0         | 26         | 11         | 8          | 1         | 4         | 11        | 0        | 34         | 2        | 0        |
|                            | Las Vegas     | 4         | 5         | 5.38        | 20        | 19        | 0        | 0        | 1        | 92.0         | 86         | 62         | 55         | 21        | 6         | 37        | 0        | 90         | 2        | 3        |
| <b>Minor League Totals</b> |               | <b>20</b> | <b>13</b> | <b>2.94</b> | <b>63</b> | <b>56</b> | <b>0</b> | <b>0</b> | <b>1</b> | <b>321.0</b> | <b>252</b> | <b>120</b> | <b>105</b> | <b>35</b> | <b>20</b> | <b>87</b> | <b>2</b> | <b>335</b> | <b>6</b> | <b>6</b> |

### CAREER TRANSACTIONS

**2016** — Selected by the Chicago Cubs organization in the 14th round of the First-Year Player Draft; did not sign.

**2017** — Selected by the Oakland Athletics organization in the 7th round of the First-Year Player Draft.

**RIGHT-HANDED PITCHER****Height/Weight:** 6-2 / 211**Bats/Throws:** Right / Right**Birthdate:** June 15, 1985**Opening Day Age:** 34**Birthplace/Resides:** Hollywood, Florida / Deerfield Beach, Florida**Major League Service:** 6 years, 85 days**Obtained:** Acquired from the Detroit Tigers for Nolan Blackwood and Logan Shore, August 6, 2018; re-signed, December 24, 2018**Contract Status:** Second year of a two-year contract through 2020.**CAREER HIGHLIGHTS**

Has pitched for four teams in his nine-year career and is 69-59 with a 4.02 ERA in 205 games, including 186 starts...was acquired by Oakland on Aug. 6, 2018 and is 20-6 with a 3.86 ERA in 43 games, including 42 starts, with the A's...the wins are tied for fourth most in the American League over that span...has two career no-hitters: Aug. 21, 2015 for Houston against Los Angeles (NL) and May 7, 2018 for Oakland against Cincinnati...both came interleague play...made his Major League debut with Milwaukee in 2011 and was dealt to Houston at the trading deadline in 2015...was non-tendered by the Astros following the 2017 season and signed with Detroit as a free agent before he was traded to Oakland...was named the Brewers Minor League Pitcher of the Year in 2011 after leading the Milwaukee farm system in wins (13) and ERA (1.86)...pitched for Surprise in the Arizona Fall League in 2010.

**2019 HIGHLIGHTS**

Was 15-4 with a 3.90 ERA in 33 starts in his first full season with the A's...ranked third in the American League in winning percentage (.789), sixth in opponents batting average (.243), tied for eighth in wins and 10th in OPS (.712) and on-base percentage (.304)...also tied for third in wild pitches (13) and tied for fifth in games started...had career highs in wins, games (33), games started, innings pitched (184.2) and winning percentage...led the A's in wins, starts, innings pitched, runs (82), walks (53) and home runs (30)...is the first A's pitcher to win 15 games since Scott Kazmir had 15 in 2014 and the first to make 33 starts since Sonny Gray had 33 in 2014...his innings pitched were the most by an A's pitcher over the last three years...his .789 winning percentage was fourth best in Oakland history among pitchers with 15 or more decisions...his 30 home runs tied for 10th most in a season in Oakland history...struck out 126 batters, an average of 6.14 per nine innings...that was the third-lowest mark in the AL...had the fifth-lowest strikeout-to-walk ratio (2.38)...the A's were 22-11 (.667) in his starting assignments in 2019 and are 30-12 (.714) in his career...left with the lead in eight of his no decisions in 2019 only to have the bullpen blow the save...has left with the lead in 12 of his 42 career starts with the A's only to have the bullpen blow the save...went 2-3 with a 6.81 ERA, .297 opponents batting average and .854 OPS over his first eight starts, 10-0 with a 2.12 ERA, .199 opponents average and .572 OPS over his next 17 starts from May 7-Aug. 9 and 3-1 with a 6.27 ERA, .304 opponents average and .940 OPS over his final eight starts...was 9-2 with a 2.90 ERA and .641 OPS in 17 starts at home compared to 6-2 with a 5.14 ERA and .796 OPS in 16 starts on the road...had the fifth-lowest home ERA in the AL and the fourth-highest road ERA...tied for fourth in the AL in home wins and ranked eighth in OPS...one of his home losses was in Tokyo and he is now 12-1 with a 2.63 ERA in 22 starts in the Coliseum since he was acquired from Detroit on Aug. 6, 2018...is 7-0 with a 2.36 ERA over his last 13 home starts...is 13-3 with a 3.04 ERA and .219 opponents batting average in 28 career games, including 27 starts, in the Coliseum...was 11-2 with a 3.66 ERA and .683 OPS in 24 starts at night, 4-2 with a 4.60 ERA and .800 OPS in nine starts during the day...tied for fifth in the AL in night wins and ranked seventh in ERA and OPS...is now 16-3 with a 3.62 ERA in 33 career appearances

**OAKLAND A'S  
LONGEST WINNING STREAKS**

|    |             |                                |
|----|-------------|--------------------------------|
| 13 | Jim Hunter  | June 2 to Sept. 5, 1973        |
| 12 | Mike Fiers  | May 7 to August 27, 2019       |
| 11 | Mark Mulder | May 9 to July 18, 2004         |
| 10 | Dan Haren   | April 18 to July 1, 2007       |
| 10 | Barry Zito  | Aug. 13, 2002 to April 8, 2003 |
| 10 | Bob Welch   | May 11 to June 30, 1990        |
| 10 | Storm Davis | July 8 to Sept. 5, 1988        |
| 10 | Vida Blue   | April 9 to May 23, 1971        |

at night with the A's...compiled an 11-1 record and a 3.21 ERA in 17 starts on five days rest and is now 14-1 with a 3.13 ERA (46 er in 132.1 ip) in 22 starts on five days rest in his A's career...went 2-1 with a 4.59 ERA in 10 starts on four days rest and 2-2 with a 5.10 ERA in six starts on six days rest or more...was 1-1 with a 7.83 ERA in five starts in April, 1-1 with a 7.84 ERA in five starts in September and 12-1 with a 2.59 ERA in 21 starts in May, June, July and August...is now 5-9 with a 5.68 ERA in his career in April, 8-14 with a 5.67 ERA in September and 55-35 with a 3.39 ERA in between...his .243 opponents batting average broke down to .239 (83-for-348) against right-handed hitters compared to .248 (83-for-335) against left-handers...yielded a .264 average with runners in scoring position, but that dropped to .185 with RISP and two outs...now has a .191 career opponents average with RISP and two outs...allowed a .216 opponents average with two outs...averaged 87.8 pitches per start, which was fourth fewest in the AL, and 15.7 pitches per inning, which was sixth fewest...induced 17 double plays, which tied for eighth most...opponents stole 13 bases with him on the mound, which tied for fifth most in the AL...however, they were caught stealing five times, which tied for seventh most...had two pickoff errors, which tied for the most in the AL...was 5-2 with a 5.63 ERA in 17 starts against AL West competition compared to 10-2 with a 2.38 ERA in 16 starts against all other teams...is now 14-15 with a 5.54 ERA in 55 career appearances against the AL West, 55-44 with a 3.46 ERA in 150 games against all other opponents...was 4-0 with a 1.88 ERA in six starts against AL Central teams in 2019, 5-0 with a 1.80 ERA in eight starts in his A's career and 18-6 with a 2.96 ERA in 43 games in his career.

**OAKLAND:** Was the A's Opening Day starting pitcher against Seattle on March 20 in Tokyo and was the losing pitcher in Oakland's 9-7 loss...it was his first career Opening Day start and he became the A's 12th different Opening Day starting pitcher over the last 14 years (Zito, Haren, Blanton, Braden, Sheets, Cahill, McCarthy, Anderson, Gray twice, Hill, Graveman twice)...put together wins in back-to-back starts on March 28 against Los Angeles (AL) and April 2 against Boston...did not allow a run in either outing, marking the second time in his career he had back-to-back starts without yielding a run...the other time was June 20-30, 2012 when he did it in three straight starts...that gave him a 2-1 record, a 3.00 ERA and a .189 opponents batting average over his first three starts...then allowed six runs in three consecutive starts from April 7-20 and went 0-1 with a 16.20 ERA and .442 opponents batting average...began that streak by tossing just 1.2 innings and walking a season-high four in a no decision at Houston April 7 (also July 18 at Minnesota and July 28 vs. Texas)...yielded a season-high nine hits in just 3.1 innings in a 10-1 loss to Toronto on April 20...it was his first loss in the Coliseum since July 18, 2016 while pitching for Houston, snapping a six-game Coliseum winning streak...then tossed five innings or more and allowed three runs or fewer in each of his next 19 starts from April 26 to Aug. 9, which was the longest such streak by an A's pitcher since at least 1908...the previous long was 16 by Dan Haren (April 7-June 26, 2007)...it is the third-longest streak by an American League pitcher over that span (26, Corey Kluber, Aug. 3, 2017-June 10, 2018; 22, Johan Santana, June 9-Sept. 29, 2004)...went 9-1 with a 2.28 ERA during the streak...finished April 1-1 with a 7.83 ERA and .333 opponents batting average in five starts...had the second-highest April ERA in the majors among pitchers with 20 or more innings in April...it was his highest in a month of 10 or more innings in his career until he posted a 7.84 ERA in five starts in September...then went 2-1 with a 2.87 ERA and .161 opponents batting average in six starts in May...had the second-lowest opponents batting average in the AL in May...tossed his second career no-hitter in the A's 2-0 win on May 7 in Oakland against Cincinnati (also Aug. 21, 2015 vs. Los Angeles-NL)...walked two and struck out six in a game delayed 1 hour and 38 minutes due to a light failure...tossed a season-high 131 pitches, which were the most by an A's pitcher since Mark Mulder had 132 in a three-hit shutout against Toronto on May 2, 2001...retired the first 11 batters before Winker reached base on an error with two outs in the fourth...set down the next seven before walking Suarez to start the seventh...Suarez was erased on a double play, Puig walked and Fiers then retired the final seven batters to complete the no-hitter...became the 34th pitcher in Major League history with multiple regular season no-hitters...is the seventh with a no-hitter for multiple teams (Ted Breitenstein, Jim Bunning, Randy Johnson, Hideo Nomo, Nolan Ryan, Cy Young)...was named AL Co-Player of the Week with George Springer May 13...it was his second career Player of the Week honor with the first coming Aug. 23, 2015 following his first no-hitter...this no-hitter was the 13th in Athletics history, including the eighth in Oakland history...it was the first since Sean Manaea on April 21, 2018...his other no-hitter also came in interleague play on Aug. 21, 2015 for Houston against Los Angeles (NL) and he has each of the last two out of six total interleague no-hitters...the 131 pitches were the most

in a no-hitter since he threw 134 in his against the Dodgers...now has two career complete games, both no-hitters...according to Stats, Inc., he is the first pitcher in ML history to have each of his first two career complete games be no-hitters...also according to Stats, his 6.81 ERA entering the game was the highest by any pitcher entering a start in which he threw a no-hitter (min. 25.0 ip)...the no-hitter began a career-high 12-game winning streak that would span 20 starts from May 7 to Aug. 27...the streak was second longest in Oakland history and fell one short of the record of 13 set by Catfish Hunter in 1973 (June 2-Sept. 5)...it doubled his previous career high of six (July 21-Sept. 1, 2018)...it was the second-longest winning streak in the majors (16, Cole, HOU, May 27-end of season)...compiled a 2.41 ERA and .214 opponents batting average during the streak, which spanned 20 starts from May 7 to Aug. 27...was unbeaten in 21 consecutive starts from May 7 to Sept. 3, which matches Lefty Grove (April 22-Aug. 19, 1931) for the longest unbeaten streak by a starter in Athletics history...had his hitless streak and scoreless streak broken up by the first batter in his next start following the no-hitter on May 13 at Seattle as Haniger homered to lead off the bottom of the first...however, that was the only run he would allow in five innings of work and he would yield just one more hit...left with a 2-1 lead and Oakland built a 4-1 lead before Trivino allowed three runs in the eighth for the blown save...it was the first of eight times he left a game with the lead only to have the bullpen blow the save (May 31, June 22, July 3, July 18, July 28, Aug. 15 and Sept. 3)...was the starting pitcher in the game at Detroit on May 19, which was suspended in the bottom of the seventh inning with Oakland leading 5-3...the A's held on to win the game when it was completed on Sept. 6 in Oakland, extending his winning streak to 12 games...allowed one earned run or fewer in five consecutive starts from June 17 to July 12 and was 3-0 with a 1.09 ERA over that span...hit an Oakland-record tying three batters June 22 against Tampa Bay (11th time, previous: Raul Alcantara, Sept. 5, 2016)...went 4-0 with a 2.30 ERA and .212 opponents batting average in five starts in June...had the lowest opponents slugging percentage in the AL (.283), tied for the lead in wins, had the fourth lowest OPS (.561) and ranked fifth in ERA...then went 1-0 with a 2.14 ERA in five starts in July...ranked sixth in the AL in July ERA...retired the side in order in the first inning on July 3 against Minnesota for his 1,000th career inning pitched...struck out a season-high eight in 7.0 scoreless innings on Aug. 9 at Chicago (AL) when he combined with Diekman and Soria on a four-hit shutout in the A's 7-0 win...then went 2-1 despite an 8.88 ERA and .371 opponents batting average over his next six starts through Sept. 14...was the winning pitcher in his 200th career appearance, a 2-1 A's win at Kansas City Aug. 27...allowed one run in 5.1 innings...went 4-0 with a 2.76 ERA in five starts in August...it marked the second time he won four games in a month in 2019 (June), the fourth time in his career (Aug. 2012, Aug. 2014)...tied for third in the AL in wins and ranked eighth in ERA...followed that up by going 1-1 with a 7.84 ERA and .305 opponents average in five starts in September...it was the highest single-month ERA of his career (min 10.0 ip) and third highest in the AL in 2019 among pitchers with 20 or more innings...had his 12-game winning streak snapped in the A's 15-0 loss at Houston on Sept. 9...had career highs in runs (9) and home runs (5) and a career low in innings (1.0)...tied the Oakland record for home runs allowed in a game (fourth time, last: Ted Lilly, June 11, 2003 vs. Atlanta) and became the first Major Leaguer since at least 1908 to allow five home runs in one inning pitched or fewer...is the first A's pitcher to allow nine or more runs in one inning pitched or fewer since Lou Brissie allowed nine runs in 0.1 innings in the second game of a June 18, 1950 doubleheader against Cleveland...left his next start on Sept. 14 at Texas after 1.2 innings with nerve irritation in his right arm...did not miss a start and combined with Chris Bassitt on a two-hit shutout in an 8-0 win over Texas on Sept. 20...tossed eight innings and allowed both of the hits...was on the roster for the AL Wild Card game against Tampa Bay but did not pitch.

## CAREER

**2018**—Was acquired by the A's from Detroit Aug. 6 and went 5-2 with a 3.74 ERA in 10 games, including nine starts, with Oakland...was 7-6 with a 3.48 ERA in 21 starts with the Tigers and combined for a 12-8 record and a 3.56 ERA in 31 games, 30 starts...the A's went 8-1 (.889) in his starting assignments and his teams were 21-9 (.700)...yielded a career-high tying 32 home runs...his ERA was his lowest in a season of 75 or more innings pitched as was his .296 opponents on-base percentage...walked just 37 batters in 172.0 innings for a career-low average of 1.94 walks per nine innings...had more home runs (12) than walks (11) with the A's...ranked fifth in the American League in fewest walks per nine innings and 10th in ERA...had a .172 opponents batting average with runners in scoring position, which was second lowest in the AL among quali-



fiers for the ERA title (Snell, TB .088)...tied for third in most home runs and tied for ninth in most extra base hits (67)...his .450 opponents slugging percentage was third highest among the 27 AL qualifiers...was 4-3 with a 4.78 ERA and .279 opponents batting average over his first nine starts through May 25...then went 8-5 with a 3.07 ERA and .237 opponents' average over his final 22 games beginning May 30...his ERA from May 30 through the end of the season was third lowest in the AL...had a .249 opponents batting average, which broke down to .231 against left-handed hitters compared to .268 against right-handers...issued 26 of his 37 walks to left-handers...opponents hit .270 with 21 of his 32 home runs with the bases empty, .212 with runners on base...allowed a .216 batting average with two outs, including .153 with RISP and two outs...opponents were 0-for-7 with one RBI with the bases loaded...walked just five batters to lead off an inning but had a .269 opponents batting average in that situation...held the opponents number three hitter to a .184 batting average, which was fourth lowest in the AL...went 5-2 with a 2.77 ERA in 12 starts at Comerica Park and 3-0 with a 2.91 ERA in six starts in the Coliseum...combined for an 8-2 record and a 2.81 ERA in 18 starts in his home ballparks compared to 4-6 with a 4.65 ERA in 13 games on the road...ranked fifth in the AL in home ERA and tied for 10th in wins...was 6-6 with a 3.70 ERA in 18 starts before the All-Star Break, 6-2 with a 3.34 ERA in 13 games after the break...tied for seventh in the AL in post-break wins and ranked ninth in ERA...was 3-1 with a 2.76 ERA in eight starts during the day, 9-7 with a 3.82 ERA in 23 games at night...had no decisions and a 1.23 ERA in two interleague starts...went 4-1 with a 3.63 ERA in 11 starts against AL Central teams...went 3-0 with a 1.47 ERA in three starts against Texas...averaged 86.5 pitches per game, which was second fewest in the AL (LeBlanc, SEA 76.5)...his 15.6 pitches per inning were eighth fewest...opponents swung and missed at 19.9% of his pitches, which was the third-lowest mark in the AL...had the fourth-highest percentage of first pitch strikes (66.4%)...did not commit an error in 31 games and 26 total chances...tied for seventh among AL pitchers in putouts (14)...walked one batter or fewer in 22 of his 30 starts and allowed one run or fewer in 14 of his starts...surrendered at least one home run 21 times...began the season on the 10-day disabled list with a right lumbar strain...was reinstated April 8 and made his Tigers debut that day at Chicago (AL)...combined with four relievers on a three-hit shutout in Detroit's 1-0 win...tossed 6.0 innings and allowed all three of the hits...also struck out six to become the fourth Tigers pitcher since at least 1908 to throw six or more innings, allow no runs and strike out six or more in his Tigers debut, joining Sailor Stroud (1910), Alex Main (1914) and Joe Niekro (1970)...yielded a career-high tying 10 hits in 5.1 innings April 21 against Kansas City but picked up the win in a 12-4 Tigers victory...put together consecutive wins for the only time as a Tiger on May 8 at Texas and May 14 against Cleveland...allowed one run in three consecutive starts on June 27 against Oakland (7.0 ip), July 2 at Toronto (8.0 ip) and July 7 against Texas (6.0 ip)...had a loss, a no decision and a win respectively in those three starts...went 5-2 with a 1.79 ERA and .214 opponents batting average over an 11-start stretch from June 27 to Aug. 25...was named Detroit's Pitcher of the Month for June after posting a 1-2 record, a 3.30 ERA and .239 opponents batting average in five starts...combined with Wilson and Greene on an eight-hit shutout in a 5-0 win over Boston on July 21 for his final win as a Tiger...tossed 6.1 innings and allowed seven of the hits...that began a then-career-high six-game winning streak that spanned 10 starts from July 21 to Sept. 11...compiled a 2.50 ERA and .220 opponents batting average during the streak...went 2-1 with a 2.23 ERA in five starts in July...the ERA was the seventh lowest in the AL in the month and his .232 opponents batting average was 10th best...then tossed 2.0 scoreless innings in his final start as a Tiger on Aug. 1 against Cincinnati...was traded to Oakland Aug. 6 for two players to be named later (minor league pitcher Nolan Blackwood on Aug. 18 and minor league pitcher Logan Shore on Sept. 19)...went 5-0 with a 2.72 ERA and .208 opponents batting average over his first seven starts, matching Omar Olivares (1999) for the longest winning streak to start an Oakland career by an in-season acquisition...had a no decision in his first start on Aug. 8 against Los Angeles (NL)...struck out a season-high tying eight batters in 5.1 innings and left with a 2-1 lead but the bullpen blew the save...it was one of four times the bullpen blew a save in one of his starts (June 9 vs. Cleveland, July 2 at Toronto and Sept. 22 vs. Minnesota)...picked up his first win as an Athletic in the A's 3-2 win over Seattle on Aug. 14 in Oakland, allowing two runs on six hits in 6.0 innings...combined with Buchter and Kelley on a three-hit shutout in the A's 9-0 win over Texas on Aug. 20 in Oakland...tossed seven of the innings and allowed one of the hits...it was his longest scoreless outing since his Aug. 21, 2015 no-hitter against the Dodgers...went 3-0 with a 2.73 ERA and .227 opponents batting average in six starts in the month of August...tied for sixth in the AL in wins...his only relief appearance came in his final game of the season on Sept. 28 at Los Angeles (AL), a game started by an "opener"

(Trivino)...entered the game to start the second inning and allowed a season-high tying six runs on seven hits in 3.1 innings for the loss.

**2017**—Appeared in 29 games, including 28 as a starter, for the Houston Astros...finished the season with 153.1 innings pitched, marking the third consecutive season he threw 150.0-or-more innings...made five starts during the month of June, posting a 3-1 record with a 2.32 ERA and 28 strikeouts...ranked fourth in the American League with a .189 opponents batting average during the month, while he was sixth with a 2.32 ERA and 0.97 WHIP...struck out a season-high 11 batters on July 16 vs. Minnesota, marking his first double-digit strikeout performance since May 2, 2015 vs. Chicago (NL)...in 10 starts from May 30-July 21, went 6-2 with a 2.36 ERA and 69 strikeouts...among AL pitchers during that span, ranked second with a 2.36 ERA and .195 opponents batting average, tied for second with six wins and seventh with 61.0 innings pitched...ranked fifth among AL pitchers in July with 12.86 strikeouts per nine innings, eighth with 40 strikeouts and ninth with a .212 opponents batting average...was on the suspended list from Sept. 14-20.

**2016**—Won 11 games in his first full season with the Astros...ranked 10th in the American League with 2.24 walks per nine innings...went the entire season without walking more than three batters in a game...his 30-start streak of allowing three-or-fewer walks was the longest single-season streak by an Astros pitcher since Roy Oswalt had a 32-game streak in 2006...posted a 2-0 record with a 2.86 ERA and 18 strikeouts in five starts during June...had a streak of 17.2 consecutive scoreless innings at home from June 1-July 6.

**2015**—Began the season with the Milwaukee Brewers before being acquired by the Astros on July 30...established a career high in strikeouts (180)...threw his first no-hitter and complete game Aug. 21 vs. Los Angeles (NL), allowing just three walks...finished the game by retiring 21 straight batters following a third inning walk to Joc Pederson...it marked the 11th no-hitter in club history, the 10th individual no-hitter and the first no-hitter in Minute Maid Park history...was named American League Player of the Week following the performance...allowed one earned run or fewer in each of his first four starts with the Astros, becoming one of five pitchers in franchise history to allow one earned run or fewer in each of his first four starts with the club...pitched in Game 5 of the American League Division Series against Kansas City, allowing one run in 1.0 inning of work.

**2014**—Split the season between Triple-A Nashville and Milwaukee...was named to the Pacific Coast League Midseason All-Star team...selected PCL Pitcher of the Week for the week ending May 4 after throwing 7.0 shutout innings with 11 strikeouts on April 30 vs. New Orleans...had a 5-0 record with a 0.80 ERA and 47 strikeouts in five April starts with Nashville...had a career-high 14 strikeouts over 6.0 shutout innings Aug. 14 at Chicago (NL)...became the fourth pitcher in Brewers history to strike out 14 or more in a game and the eighth Major League pitcher since 1900 with 14 or more strikeouts in 6.0 innings-or-fewer...named Brewers Pitcher of the Month for August after going 4-1 with a 1.80 ERA and 41 strikeouts in five starts...in 10 starts with Milwaukee from Aug. 9-Sept. 28, he went 6-4 with a 2.09 ERA...ranked second in the National League with 71 strikeouts during that stretch, while he was 10th in ERA.

**2013**—Limited to 17 appearances between Single-A Brevard County, Triple-A Nashville and Milwaukee due to injury...made an Opening Day roster at the Major League level for the first time in his career...sidelined from June 17-Sept. 3 with a right forearm fracture...pitched for Leones del Caracas in the Venezuelan Winter League and had a 0-1 record with an 11.05 ERA and 11 strikeouts in five appearances, including three starts.

**2012**—Spent most of the season with Milwaukee, pitching in 23 games, including 22 as a starter...ranked third among National League rookies in wins (9), ERA (3.74), innings (127.2) and strikeouts (135)...made his first Major League start May 29 at Los Angeles (NL), earning his first career win, allowing one run in 7.0 innings...threw 21.1 consecutive scoreless innings from June 16-July 5, the longest streak by a Brewer in 2012...posted-10 strikeout games on June 30 vs. Arizona, Aug. 24 at Pittsburgh and Sept. 30 vs. Houston...named the Brewers Pitcher of the Month for July after compiling a 1-2 record with a 1.01 ERA and 26 strikeouts in four starts...went 5-2 with a 1.02 ERA and 63 strikeouts over a nine-start stretch from June 16-Aug. 7.

**2011**—Named Brewers Minor League Pitcher of the Year after going 13-3 with five saves and a 1.86 ERA in 34 games, including 18 starts, between Double-A Huntsville and Triple-A Nashville... selected as an Organization All-Star by MiLB.com...led all Brewers minor leaguers in wins and ERA and was fourth in strikeouts (132)...named Southern League Pitcher of the Week for the week ending July 3 and Pacific Coast League Pitcher of the Week for the week ending Sept. 5...was selected Brewers Minor League Pitcher of the Month for August after going 4-0 with a 0.68 ERA and 44 strikeouts...sidelined from July 25-Aug. 3 with a right third digit tendon injury...made his Major League debut Sept. 14 vs. Colorado and recorded his first strikeout, fanning Carlos Gonzalez...pitched for Caracas in the Venezuelan Winter League and had a 3-2 record with a 2.22 ERA in six appearances, including five starts.

**2010**—Split the season between Single-A Brevard County and Double-A Huntsville, pitching in 27 games, including 19 starts...named to the Florida State League Midseason All-Star team... made five starts for Single-A Brevard County in April, going 1-2 with a 2.17 ERA...struck out a season-high 11 batters on May 15 at Daytona...sidelined from July 22-Aug. 9 with a right muscle strain...pitched for Surprise in the Arizona Fall League and had a 2-1 record with a 4.82 ERA and 17 strikeouts in five starts.

**2009**—Completed his first season of professional baseball, combining to appear in 22 games between Single-A Helena, Single-A Wisconsin and Single-A Brevard County...did not allow a run in 19-of-22 outings during the season...earned Pioneer League Pitcher of the Week twice during the season, for the week ending July 5 and the week ending July 26.

### PERSONAL/MISCELLANEOUS

Michael Bruce Fiers...attended Nova Southeastern University, where he led the nation with 145 strikeouts in 108.2 innings as a senior in 2009 and was named a Third Team All-American by the National Collegiate Baseball Writers Association and the American Baseball Coaches Association/Rawlings...was inducted into the Nova Southeastern University Athletics Hall of Fame in November 2017.

### LIFETIME PITCHING RECORD

| Year                       | Club           | W         | L         | ERA         | G          | GS         | CG       | SHO      | SV       | IP            | H           | R          | ER         | HR         | HB        | BB         | IBB      | SO         | WP        | BK       |
|----------------------------|----------------|-----------|-----------|-------------|------------|------------|----------|----------|----------|---------------|-------------|------------|------------|------------|-----------|------------|----------|------------|-----------|----------|
| 2009                       | Helena         | 1         | 0         | 1.29        | 13         | 0          | 0        | 0        | 8        | 21.0          | 10          | 3          | 3          | 2          | 1         | 1          | 0        | 35         | 2         | 0        |
|                            | Wisconsin      | 0         | 0         | 0.00        | 3          | 0          | 0        | 0        | 1        | 6.0           | 4           | 0          | 0          | 0          | 1         | 2          | 0        | 8          | 0         | 0        |
|                            | Brevard County | 1         | 0         | 1.98        | 6          | 0          | 0        | 0        | 2        | 13.2          | 10          | 3          | 3          | 2          | 0         | 2          | 0        | 16         | 0         | 0        |
| 2010                       | Brevard County | 4         | 8         | 3.47        | 17         | 15         | 0        | 0        | 0        | 93.1          | 78          | 37         | 36         | 6          | 11        | 23         | 0        | 94         | 5         | 0        |
|                            | Huntsville     | 1         | 1         | 3.69        | 10         | 4          | 0        | 0        | 1        | 31.2          | 28          | 13         | 13         | 3          | 3         | 9          | 0        | 36         | 1         | 0        |
| 2011                       | Huntsville     | 5         | 3         | 2.64        | 22         | 8          | 0        | 0        | 5        | 61.1          | 42          | 21         | 18         | 7          | 2         | 14         | 0        | 63         | 1         | 2        |
|                            | Nashville      | 8         | 0         | 1.11        | 12         | 10         | 1        | 1        | 0        | 64.2          | 41          | 18         | 8          | 4          | 3         | 22         | 0        | 69         | 1         | 0        |
|                            | MILWAUKEE      | 0         | 0         | 0.00        | 2          | 0          | 0        | 0        | 0        | 2.0           | 2           | 0          | 0          | 0          | 0         | 3          | 0        | 2          | 0         | 0        |
| 2012                       | Nashville      | 1         | 3         | 4.42        | 10         | 10         | 1        | 1        | 0        | 55.0          | 49          | 28         | 27         | 6          | 3         | 18         | 0        | 49         | 5         | 1        |
|                            | MILWAUKEE      | 9         | 10        | 3.74        | 23         | 22         | 0        | 0        | 0        | 127.2         | 125         | 56         | 53         | 12         | 2         | 36         | 0        | 135        | 4         | 0        |
|                            | MILWAUKEE      | 1         | 4         | 7.25        | 11         | 3          | 0        | 0        | 0        | 22.1          | 28          | 20         | 18         | 8          | 0         | 6          | 0        | 15         | 1         | 0        |
| 2013                       | Nashville      | 1         | 2         | 2.20        | 5          | 5          | 1        | 0        | 0        | 28.2          | 24          | 8          | 7          | 3          | 0         | 12         | 0        | 30         | 1         | 0        |
|                            | Brevard County | 0         | 0         | 6.00        | 1          | 1          | 0        | 0        | 0        | 6.0           | 6           | 4          | 4          | 1          | 0         | 0          | 0        | 8          | 0         | 0        |
|                            | Nashville      | 8         | 5         | 2.55        | 17         | 17         | 1        | 1        | 0        | 102.1         | 80          | 34         | 29         | 8          | 7         | 17         | 0        | 129        | 5         | 0        |
| 2014                       | MILWAUKEE      | 6         | 5         | 2.13        | 14         | 10         | 0        | 0        | 0        | 71.2          | 46          | 19         | 17         | 7          | 0         | 17         | 1        | 76         | 1         | 0        |
|                            | MILWAUKEE      | 5         | 9         | 3.89        | 21         | 21         | 0        | 0        | 0        | 118.0         | 117         | 57         | 51         | 14         | 5         | 43         | 5        | 121        | 6         | 0        |
|                            | HOUSTON        | 2         | 1         | 3.32        | 10         | 9          | 1        | 1        | 0        | 62.1          | 45          | 26         | 23         | 10         | 1         | 21         | 0        | 59         | 2         | 0        |
| 2016                       | HOUSTON        | 11        | 8         | 4.48        | 31         | 30         | 0        | 0        | 0        | 168.2         | 187         | 89         | 84         | 26         | 7         | 42         | 0        | 134        | 17        | 0        |
| 2017                       | HOUSTON        | 8         | 10        | 5.22        | 29         | 28         | 0        | 0        | 0        | 153.1         | 157         | 95         | 89         | 32         | 13        | 62         | 0        | 146        | 11        | 1        |
| 2018                       | DETROIT        | 7         | 6         | 3.48        | 21         | 21         | 0        | 0        | 0        | 119.0         | 121         | 49         | 46         | 20         | 5         | 26         | 1        | 87         | 2         | 0        |
|                            | OAKLAND        | 5         | 2         | 3.74        | 10         | 9          | 0        | 0        | 0        | 53.0          | 45          | 22         | 22         | 12         | 3         | 11         | 0        | 52         | 2         | 0        |
| 2019                       | OAKLAND        | 15        | 4         | 3.90        | 33         | 33         | 1        | 1        | 0        | 184.2         | 166         | 82         | 80         | 30         | 9         | 53         | 0        | 126        | 13        | 1        |
| <b>Major League Totals</b> |                | <b>69</b> | <b>59</b> | <b>4.02</b> | <b>205</b> | <b>186</b> | <b>2</b> | <b>2</b> | <b>0</b> | <b>1082.2</b> | <b>1039</b> | <b>515</b> | <b>483</b> | <b>171</b> | <b>45</b> | <b>320</b> | <b>7</b> | <b>953</b> | <b>59</b> | <b>2</b> |

### CAREER TRANSACTIONS

**2009** — Selected by the Milwaukee Brewers organization in the 22nd round of the First-Year Player Draft. **2015** — Traded to the Houston Astros with outfielder Carlos Gomez and international slot cash in exchange for outfielder Domingo Santana, minor leaguer pitchers Josh Hader and Adrian Houser and minor league outfielder Brett Phillips, July 30. **2017** — On the suspended list, September 14 to 19. Elected free agency (contract non-

tender), Dec. 1; signed by the Detroit Tigers, Dec. 8. **2018** — On the disabled list, March 26 to April 7. Traded to the Oakland Athletics for two players to be named later (minor league pitcher Nolan Blackwood on Aug. 18 and minor league pitcher Logan Shore on Sept. 19), Aug. 6. Elected free agency (contract non-tender), November 30; re-signed by Oakland, December 24.

#### WILD CARD RECORD

| Year                        | Club/Opp.  | W | L | ERA | G | GS | CG | SHO | SV | IP | H | R | ER | HR | HB | BB | IBB | SO | WP | BK |  |
|-----------------------------|------------|---|---|-----|---|----|----|-----|----|----|---|---|----|----|----|----|-----|----|----|----|--|
| 2019                        | OAK vs. TB |   |   |     |   |    |    |     |    |    |   |   |    |    |    |    |     |    |    |    |  |
| (On roster — did not pitch) |            |   |   |     |   |    |    |     |    |    |   |   |    |    |    |    |     |    |    |    |  |

#### DIVISION SERIES RECORD

| Year | Club/Opp.  | W | L | ERA  | G | GS | CG | SHO | SV | IP  | H | R | ER | HR | HB | BB | IBB | SO | WP | BK |   |
|------|------------|---|---|------|---|----|----|-----|----|-----|---|---|----|----|----|----|-----|----|----|----|---|
| 2015 | HOU vs. KC | 0 | 0 | 9.00 | 1 | 0  | 0  | 0   | 0  | 1.0 | 1 | 1 | 1  | 0  | 0  | 0  | 0   | 0  | 0  | 0  | 0 |

#### FIERS' CAREER BESTS

**Low Hit Complete Game:** 0 (twice), May 7, 2019 vs. Cincinnati; Aug. 21, 2015 vs. Los Angeles (NL)

**Innings Pitched:** 9.0 (twice), last: May 7, 2019 vs. Cincinnati. As reliever: 5.0, August 3, 2015 at Texas

**Strikeouts:** 14, August 14, 2014 at Chicago (NL); 12, May 2, 2015 at Chicago (NL); 11, July 16, 2017 vs. Minnesota; 10 (five times), last: August 21, 2015 vs. Los Angeles (NL). As reliever: 6, August 3, 2015 at Texas

**Pitches:** 134, August 21, 2015 vs. Los Angeles (NL). As reliever: 96, August 3, 2015 at Texas

**Longest Winning Streak:** 12, May 7 to August 27, 2019

**Longest Losing Streak:** 6, September 17, 2014 to April 21, 2015

**Longest Scoreless Streak:** 21.1, June 16 to July 5, 2012

**OUTFIELDER****Height/Weight:** 6-0 / 198**Bats/Throws:** Left / Left**Birthdate:** December 29, 1994**Opening Day Age:** 25**Birthplace/Resides:** Caldwell, Georgia / Dublin, Georgia**Major League Service:** 1 year, 39 days**Obtained:** Acquired from the New York Yankees with Jorge Mateo and minor leaguer James Kaprielian for Sonny Gray and \$1.5 million international bonus slot cash, July 31, 2017**Contract Status:** First year of a one-year contract through 2020**CAREER HIGHLIGHTS**

Was originally drafted by New York (AL) in 2013 and spent the first five seasons of his professional career in the Yankees organization before he was traded to the A's in the Sonny Gray deal at the 2017 trading deadline...made his Major League debut with the Yankees in 2017 but ruptured his patellar tendon in the first inning of his first game and never batted...hit .224 with six home runs and 23 RBI in 69 games with the A's in 2018...is a .286 (709-for-2479) hitter with 129 doubles, 52 triples, 68 home runs, 367 RBI and 99 stolen bases in 606 games over seven seasons in the minors...played for Surprise in the Arizona Fall League in 2015...was rated as New York's 10th best prospect by *Baseball America* following the 2015 season and ninth best after 2016...was the A's fourth best following 2017.

**2019 HIGHLIGHTS**

Spent the entire season at Triple-A Las Vegas where he batted .277 with a career-high 25 home runs and a career-high 89 RBI in 130 games...also had career bests in runs (98), hits (154), walks (42), hit by pitches (6), at bats (556) and strikeouts (145)...his batting average was his lowest since 2014...tied for second in the Pacific Coast League in hits, ranked sixth in runs, tied for sixth in total bases (265) and tied for seventh in triples (7)...tied for second in the A's farm system in hits, ranked third in runs, fourth in home runs, RBI and total bases, tied for fifth in triples, sixth in extra base hits (54) and eighth in slugging (.477) and OPS (.810)...hit .288 (115-for-399) against right-handed pitchers compared to .248 (39-for-157) against left-handers...12 of his 25 home runs came with runners on base...was 6-for-14 (.429) with a grand slam with the bases loaded...batted .370 with six home runs in the first inning...had a .330 batting average over innings one through four, a .224 average from the fifth inning on...started 88 games in center field, 28 in right field and six in left field...had six assists in 124 games overall in the outfield and committed three errors for a .988 fielding percentage...also batted .308 in six games as the designated hitter...hit in every spot in the order except ninth and saw his most playing time with 91 games batting second.

**LAS VEGAS:** Started the season with five consecutive multiple hit games, including his first of three two-homer games on Opening Day, April 4 at El Paso...all three of his two-homer games came at El Paso (also April 8 and July 26)...had just one career multi-homer game entering the season...was batting .522 with eight runs scored, two doubles, four home runs and 10 RBI over his first five games through April 8...then hit .156 with five runs, three doubles, a triple and five RBI over his next 21 games from April 9 to May 3...rebounded to bat .369 with 12 runs and 15 RBI over his next 15 games from May 4 to 21...had a season-high eight-game hitting streak from May 24 to June 1 (11-for-37, .297)...had five home runs over his first 47 games through May 27...then hit 17 home runs over his next 50 contests from May 28 to July 27...batted .303 in 27 games in May...had a 0-for-23 streak from June 10 to 17...snapped the streak June 18 at Memphis when he drove in a career-high tying five runs, including a ninth inning grand slam, in a 12-1 win...that started a 10-game stretch where he went 16-for-37 (.432) with four doubles, three triples, four home runs and 13 RBI (1.027 slugging percentage)...went 2-for-3 with two walks, three RBI and a career-high four runs scored June 24 against Sacramento...tripled twice the next day at Fresno for the first multi-triple game of his career...had seven home runs and 22 RBI in 26 games in June...then hit eight home runs in July...had his first of two four-hit games July 14 against Salt Lake (also July 26 at El Paso)...hit .280 with six home runs in 11 games from July 14-26...had an outfield assist in back-to-back games on Aug. 9 at Iowa and Aug. 10 at Omaha...reached base

safely in each of his final games beginning Aug. 15 and hit .299 with a .357 on-base percentage over that span...then went 3-for-18 (.167) with three runs, a home run, two RBI, four walks and eight strikeouts in five postseason games.

## CAREER

**2018**—Batted .224 with six home runs and 23 RBI in 69 games over two stints with Oakland and .341 with four home runs and 27 RBI in 55 games with Triple-A Nashville...stole six bases with the A's, which tied for eighth among American League rookies...drew just eight walks and struck out 47 times and his average of 0.17 walks per strikeout was 10th lowest in Oakland history among players with 200 or more plate appearances...made 45 starts (44 in center field, one in left field), all in games started by a right-handed pitcher...hit .229 with all 11 of his extra base hits, 22 of his 23 RBI and all eight of his walks against right-handed pitchers...was 2-for-13 (.154) with a sacrifice fly against left-handers...batted .261 on the road, .169 at home...had just two extra base hits in Oakland (both home runs) and slugged .247 at home compared to .426 on the road...hit .190 with five of his six home runs with the bases empty, .282 with runners on...batted .320 with runners in scoring position and two outs...had five home runs in 40 night games, one home run in 29 day games...had a .190 batting average against a pitcher the first time he saw him in a game, .276 after that...in addition to starting in center field and left field, he also played three games in right field...had one assist and one error in 62 games overall in the outfield...was 4-for-12 (.333) with four RBI, a walk and five strikeouts as a pinch hitter...scored four runs in nine games as a pinch runner...batted .241 with a .256 on-base percentage in 27 games in the leadoff spot...also started games in the seven, eight and nine spot in the order...was 9-for-19 (.474) in the ninth inning...hit .136 in 10 interleague games...batted .312 with five of his six home runs in 21 games against the AL Central, .165 in 47 games against all other teams...was 7-for-14 (.500) when putting the first pitch in play...hit .126 with two strikes...batted .149 with a .174 on-base percentage when leading off an inning...was recalled from Nashville May 9 and made his Oakland debut that day against Houston when he lined out as a pinch hitter...made his first start May 11 at New York (AL) in center field and went 1-for-5...singled off Sonny Gray in the fourth inning for his first Major League hit...collected his first RBI and extra base hit on May 14 at Boston with a triple...stole the first base of his career May 17 at Toronto...hit his first Major League home run May 18 at Toronto, a solo shot off Marco Estrada in the third inning...hit .294 with four of his six home runs and 10 of his 23 RBI in 26 games in June...had the first two-homer game of his career June 1 at Kansas City...also drove in a career-high four runs and had his first career three-hit game...had a career-high seven-game hitting streak from June 20 to 27...went 9-for-25 (.360) during the streak...led off the game with a home run for the first time in his career July 6 at Cleveland...tied an Athletics record by striking out five times on July 9 in Houston...it was the seventh five-strikeout game in Oakland history, the first since Nick Swisher at San Diego, June 29, 2006...snapped a career-high 0-for-14 streak with a second inning single July 20...was batting .231 with six home runs and 21 RBI in 59 games when he was optioned to Nashville following the game on Aug. 1...was recalled Aug. 31 and was 1-for-10 with two RBI in 10 games following his return...did not make a start in nine games in September...went 1-for-3 with a walk in four pinch hitting appearances and also pinch ran four times...his .341 batting average with Nashville was his highest as a minor leaguer, as was his .364 on-base percentage...had 17 doubles, six triples and four home runs for a .520 slugging percentage...ranked second in the A's farm system in slugging, tied for eighth in triples and 10th in on-base percentage...was 13-for-15 (86.7%) in stolen base attempts, his fourth consecutive season with 10 or more steals...batted .344 against left-handed pitching compared to .339 against right-handers...hit three of his four home runs with runners on base...batted .306 with runners in scoring position, but that dropped to .154 with RISP and two outs...hit .372 on the road, .306 at home...had a .342 batting average leading off an inning...batted .392 in the first inning...hit in each of the first three spots in the order...batted .351 with all four of his home runs in 42 games batting third...appeared in 51 games in center field and two in right field...had four assists in 53 games overall in the outfield...also made five errors...was Nashville's Opening Day starter in center field on April 5 at New Orleans...went 3-for-5 and was a single short of the cycle...went 16-for-39 (.410) with four doubles, three triples, two home runs and seven RBI over a nine-game stretch from April 29 to May 8...had his first of two four-hit games April 30 at Colorado Springs...his second also came at Colorado Springs on Aug. 9...was batting .310 in 30 games when he was promoted to Oakland May 9...returned to Nashville Aug. 3 and hit .379 with 10 doubles, three triples, a home run and 11 RBI in 25 games in the final month of the season...had a streak

of seven consecutive multiple hit games from Aug. 7 to 14 and had at least one extra base hit in each game...went 19-for-31 (.613) with 12 runs scored, six doubles, two triples and five RBI during the streak...had a season-high 12-game hitting streak from Aug. 17 to 29 (13-for-50, .260).

**2017**—Was one of three players acquired from the Yankees in the Sonny Gray trade on July 31 but did not appear in a game with the A's as he was recovering from knee surgery...began the season at Triple-A Scranton/Wilkes-Barre and was batting .293 with 19 doubles, eight triples, 13 home runs, 43 RBI and 13 stolen bases in 70 games when he was selected by New York June 29...made his Major League debut with a start that day at Chicago (AL) in right field but ruptured his right patellar tendon with two outs in the first inning...did not have an at bat and was placed on the disabled list the next day...underwent surgery June 30 at Rush Orthopedics in Chicago...Dr. Bush-Joseph performed an open patellar tendon repair...was leading the International League in triples, ranked second in slugging (.542) and extra base hits (40), third in hits (87), tied for third in doubles, tied for fourth in runs (49) and fifth in OPS (.871) at the time of his promotion...finished the season tied for the IL lead in triples...was named to the IL Midseason All-Star team, but did not play in the game due to his promotion...hit .296 against right-handed pitchers, .286 against lefties...had seven home runs in 206 at bats against righties (29.4 at bats per home run), six in 91 at bats against lefties (15.2 at bats per home run)...six of his 13 home runs came in the first inning...hit .331 from the fourth inning on...batted .311 when leading off an inning...appeared in 40 games in center field, 14 in right field and 12 in left field...batted .327 in 48 games in the two spot in the order...never went more than two consecutive games without a hit...was named the A's number four prospect by *Baseball America* following the season...had his lone two-homer game in the second game of an April 9 doubleheader at Buffalo...had a season-high five-RBI in that contest...reached base safely in 19 consecutive games from April 16 to May 9...had a season-high 12-game hitting streak from April 26 to May 9...went 21-for-53 (.396) with three doubles, four triples, two home runs and eight RBI during the streak...collected six triples over a 16-game span from April 28 to May 15...hit for the cycle April 30 against Indianapolis...went 5-for-6 with two doubles, a triple, home run and two RBI in the RailRiders 7-6, 11-inning win...was named International League Batter of the Week for the week of April 24-30...went 11-for-26 (.423) with four runs, three doubles, two triples, two home runs, five RBI and two walks in six games...hit .325 in May...went 4-for-5 May 15 against Pawtucket and had another four-hit game May 27 at Toledo.

**2016**—Spent the season with Double-A Trenton, batting .281/.311/.458 with 67 runs, 30 doubles, 15 triples, 12 home runs, 88 RBI and 25 stolen bases in 132 games...led Yankees minor leaguers in RBI and total bases, ranked second in hits and ninth in batting average...finished second among all minor leaguers in triples (San Diego's Franchy Cordero-16)...tallied the Eastern League's highest single-season triples total since 1993...also ranked among EL leaders in hits (second), at bats (second), extra base hits (third, 57), total bases (third, 248), RBI (fourth) and slugging percentage (seventh)...was named an EL Midseason All-Star...hit .324 against left-handed pitching...compiled a 16-game hitting streak from July 18 to Aug. 4 (24-for-62, .387)...logged 29 extra base hits (12 doubles, eight triples, nine home runs) in his final 44 games beginning July 18, which tied for second most in the minors over that span...played primarily center field (119 games/116 games started), with three starts apiece in left field and right field...following the season, was tabbed as the No. 9 prospect and the "Best Defensive Outfielder" in the Yankees organization by *Baseball America* and as an Organization All-Star by MiLB.com.

**2015**—Combined at Single-A Charleston and Single-A Tampa to bat .298/.334/.394 with 64 runs, 20 doubles, six triples, five home runs, 70 RBI and 30 stolen bases in 123 games...among all Yankees minor leaguers, ranked second in RBI, fourth in stolen bases and sixth in batting average...began the season with Charleston, hitting .307/.340/.419 with 35 runs, nine doubles, three triples, four home runs, 31 RBI, 11 walks and 18 stolen bases in 58 games...was promoted to Tampa on June 22 where he hit .289 with 29 runs, 11 doubles, three triples, one home run and 12 stolen bases in 65 games...following the season, was tabbed as the No. 10 prospect in the Yankees organization by *Baseball America* and as an Organization All-Star by MiLB.com...also appeared in 16 games for the Surprise Saguaros of the Arizona Fall League and hit .279 with two home runs, seven RBI and seven stolen bases.



**2014**—Batted .257 with 33 runs, 13 doubles, six triples, nine home runs and 41 RBI in 66 games for Single-A Charleston...named the South Atlantic League Player of the Week on June 16 after batting .391 (9-for-23) with two runs, two doubles, one triple, one home run and six RBI in six games.

**2013**—Made his professional debut with the GCL Yankees 1, batting .241 with eight doubles, four triples, nine RBI and eight runs scored in 30 games.

## PERSONAL/MISCELLANEOUS

Dustin Ryan Fowler...graduated in 2013 from West Laurens HS (Ga.), where he was named regional "Player of the Year" as a senior.

### LIFETIME PLAYING RECORD

| Year | Club                  | AVG. | G   | AB   | R   | H   | 2B  | 3B | HR | RBI | SH | SF | HP | BB  | SO  | SB | CS | SLG  | OBP  | E  |
|------|-----------------------|------|-----|------|-----|-----|-----|----|----|-----|----|----|----|-----|-----|----|----|------|------|----|
| 2013 | GCL Yankees1          | .241 | 30  | 112  | 8   | 27  | 8   | 4  | 0  | 9   | 0  | 0  | 1  | 4   | 23  | 3  | 1  | .384 | .274 | 2  |
| 2014 | Charleston            | .257 | 66  | 257  | 33  | 66  | 13  | 6  | 9  | 41  | 1  | 1  | 0  | 13  | 53  | 3  | 2  | .459 | .292 | 1  |
| 2015 | Charleston            | .307 | 58  | 241  | 35  | 74  | 9   | 3  | 4  | 31  | 0  | 2  | 2  | 11  | 47  | 18 | 7  | .419 | .340 | 6  |
|      | Tampa                 | .289 | 65  | 246  | 29  | 71  | 11  | 3  | 1  | 39  | 0  | 1  | 0  | 15  | 43  | 12 | 6  | .370 | .328 | 5  |
| 2016 | Trenton               | .281 | 132 | 541  | 67  | 152 | 30  | 15 | 12 | 88  | 2  | 5  | 4  | 22  | 86  | 25 | 11 | .458 | .311 | 5  |
| 2017 | Scranton/Wilkes-Barre | .293 | 70  | 297  | 49  | 87  | 19  | 8  | 13 | 43  | 0  | 0  | 1  | 15  | 63  | 13 | 5  | .542 | .329 | 4  |
|      | NEW YORK              | —    | 1   | 0    | 0   | 0   | 0   | 0  | 0  | 0   | 0  | 0  | 0  | 0   | 0   | 0  | 0  | —    | —    | 0  |
| 2018 | Nashville             | .341 | 55  | 229  | 37  | 78  | 17  | 6  | 4  | 27  | 0  | 1  | 0  | 9   | 41  | 13 | 2  | .520 | .364 | 5  |
|      | OAKLAND               | .224 | 69  | 192  | 19  | 43  | 3   | 2  | 6  | 23  | 0  | 2  | 1  | 8   | 47  | 6  | 4  | .354 | .256 | 1  |
| 2019 | Las Vegas             | .277 | 130 | 556  | 98  | 154 | 22  | 7  | 25 | 89  | 0  | 2  | 6  | 42  | 145 | 12 | 4  | .477 | .333 | 3  |
|      | Major League Totals   | .224 | 70  | 192  | 19  | 43  | 3   | 2  | 6  | 23  | 0  | 2  | 1  | 8   | 47  | 6  | 4  | .354 | .256 | 1  |
|      | Minor League Totals   | .286 | 606 | 2479 | 356 | 709 | 129 | 52 | 68 | 367 | 3  | 12 | 14 | 131 | 501 | 99 | 38 | .462 | .324 | 31 |

### CAREER TRANSACTIONS

**2013** — Selected by the New York Yankees in the 18th round of the First-Year Player Draft. **2017** — On the disabled list, June 30 to November 5. Traded to the Oakland Athletics with infielder Jorge Mateo and minor league right-handed pitcher James Kaprielian for pitcher Sonny Gray and \$1.50 million international bonus slot cash, July 31.

### FOWLER'S CAREER HIGHS


**Hits:** 3 (twice), last: June 3, 2018 at Kansas City  
**Home Runs:** 2, June 1, 2018 at Kansas City  
**Runs Batted In:** 4, June 1, 2018 at Kansas City  
**Stolen Bases:** 1 (six times), last: July 22, 2018 vs. San Francisco  
**Hitting Streak:** 7, June 20 to 27, 2018  
**Hitless Streak (At Bats):** 14, July 10 to 14, 2018  
**Game Ending RBI:** None  
**Grand Slams:** None  
**Pinch-Hit Home Runs:** None  
**Inside-The-Park Home Runs:** None  
**Lead Off Home Runs:** 1, July 6 at Cleveland (Carlos Carrasco)

### COLISEUM FIRSTS

**Game:** April 17, 1968  
**Final Score:** Baltimore 4, Oakland 1  
**Winning Pitcher:** Dave McNally  
**Losing Pitcher:** Lew Krausse  
**Attendance:** 47,233  
**First Victory:** April 18, 1968  
**Final Score:** Oakland 4, Baltimore 3  
**Winning Pitcher:** Paul Lindblad  
**Losing Pitcher:** Gene Brabender

**Batter:** Curt Blefary, Baltimore (walked by Lew Krausse)  
**A's Batter:** Bert Campaneris (popped out to second baseman Davey Johnson)  
**Hit:** Boog Powell (Home run off Lew Krausse, 2nd inning, Apr. 17)  
**A's Hit:** Rick Monday (Home run off Dave McNally, 6th inning, Apr. 17)  
**Run:** Boog Powell (Home run off Lew Krausse, 2nd inning, Apr. 17)

**A's Run:** Rick Monday (Home run off Dave McNally, 6th inning, Apr. 17)  
**Error:** Bert Campaneris, SS (ball hit by Frank Robinson, 4th inning, Apr. 17)  
**Pinch Hit:** Tony La Russa (single off Dave McNally, 9th inning, Apr. 17)  
**Relief Pitcher:** Diego Segui (relieved Lew Krausse in 6th inning, Apr. 17)



**CATCHER**

**Height/Weight:** 6-1 / 190

**Bats/Throws:** Right / Right

**Birthdate:** January 8, 1991

**Opening Day Age:** 29

**Birthplace/Resides:** Atlanta, Georgia / Lawrenceville, Georgia

**Major League Service:** None

**Obtained:** Signed to a minor league contract, January 6, 2020

**Contract Status:** First year of a one-year contract through 2020

**NON-ROSTER INVITEE**

**CAREER HIGHLIGHTS**

Was originally selected by Arizona in the fifth round of the 2012 draft and has played in the Diamondbacks (2012-18) and Giants (2019) farm systems in his eight year professional career...is a .260 hitter with 22 home runs and 203 RBI in 525 games...has never played more than 91 games in a season...had played exclusively at catcher on defense prior to pitching three times in 2019... has tossed out 160-of-500 (32.0%) attempted base stealers in his career.

**2019 HIGHLIGHTS**

Batted a combined .286 with seven home runs and 22 RBI in 50 games with Triple-A Sacramento and Single-A San Jose...spent most of April and half of June in extended Spring Training and also had a two-week stint on the injured list with a strained right hamstring in late August...had career highs in home runs, batting, on-base percentage (.353), slugging percentage (.479) and OPS (.831) and matched his high in triples (1)...hit .333 (12-for-36) against left-handed pitchers, .269 (28-for-104) with six of his seven home runs against right-handers...batted .349 with two outs, including .300 with runners in scoring position and two outs...had a .219 batting average in his home ballparks compared to .358 on the road...hit .392 during the day, .225 at night...had seven home runs in 32 games before the All-Star Break, no home runs in 18 games after the break... made 32 starts at catcher and tossed out 13-of-23 (56.5%) attempted base stealers in 34 games overall behind the plate...committed just one error for a .997 fielding percentage...went 1-for-10 (.100) with five walks in four games at designated hitter and was 2-for-11 (.182) with a walk as a pinch hitter...also pitched three times, the first three appearances on the mound in his career (1.2 ip, 2 h, 2 r, 2 er, 0 bb, 0 so, 1 hr, 10.80 ERA)...hit in every spot in the order except the first three and saw his most games with 16 in the seven spot where he hit five of his seven home runs.

**MINORS:** Hit safely in each of his first five games, going 7-for-19 (.368) with two home runs and four RBI...however, those five games spanned from April 14 to May 2...began the year in extended spring, had a one-game stint with Sacramento from April 14-15 and a three-game stay with San Jose from April 27 to May 1 before returning to Sacramento May 2...went 4-for-27 (.148) with five walks over an 11-game stretch from May 4-24...then hit .345 with two home runs and six RBI over his next nine games before he was sent back to extended spring June 13...had a season-high six-game hitting streak from June 2-8, going 9-for-21 (.429) with three home runs and eight RBI...drove in a season-high three runs June 7 at New Orleans...returned to Sacramento June 25 and hit his seventh and final home run of the season in his 26th game that day at El Paso...finished the year with a 24-game homerless streak...went 19 consecutive games without an extra base hit from June 27 to Aug. 9...made his professional debut as a pitcher June 27 at El Paso and retired the only batter he faced, getting the final out of the eighth inning in a 17-6 loss...hit .360 with three home runs and eight RBI in eight games in June...went 1-for-8 (.125) in two games with San Jose from July 5-8, which included another one-batter stint on the mound on July 6 vs. Visalia (0.1 ip)...returned to Sacramento on July 9...made his third and final appearance as a pitcher on Aug. 10 against Nashville (1.0 ip, 2 h, 2 r, 2 er)...was placed on the injured list Aug. 14 with a strained right hamstring...was reinstated Aug. 27 and went 5-for-12 (.417) with four RBI over his final four games...was a perfect 4-for-4 with his lone triple of the year and a season-high tying three RBI in his final game of the season Sept. 2 against El Paso...it was his third career four-

hit game, his first since July 22, 2012 for Yakima against Everett...then went 7-for-29 (.241) with a double, RBI, five walks and 10 strikeouts in nine postseason games to help Sacramento to the Triple-A Championship.

## CAREER

**2018**—Began the spring in the Arizona system but was traded to San Francisco for cash considerations March 24...went on to bat a combined .254 with three home runs and 31 RBI in 73 games with Double-A Richmond and Triple-A Sacramento...hit .296 against left-handed pitching compared to .236 against right-handers...had a .222 batting average before the All-Star Break, .307 after the break...connected for all three of his home runs with Sacramento while on the road...all came with runners on base...batted .324 with runners in scoring position, including .364 with RISP and two outs...hit .301 with two outs, .228 with no outs or one out...started 59 games at catcher...tossed out 19-of-45 (42.2%) attempted base stealers...committed five errors in 62 games overall behind the plate for a .991 fielding percentage...was went 1-for-2 in one game at designated hitter and was 3-for-10 (.300) as a pinch hitter...saw his most playing time with 40 games batting seventh, where he hit .293...batted .196 in all other spots in the order...started the year at Richmond and was batting .194 with no extra base hits and two RBI in 12 games when he was transferred to Sacramento May 3...went on to hit .264 with three home runs and 29 RBI in 264 games with the River Cats...had nine RBI over his first 13 games at Triple-A but hit just .186...then went 9-for-21 (.429) over his next eight games from May 27 to June 7...had a season-high six-game hitting streak from July 27 to Aug. 10 (8-for-22, .364)...had his best month in August when he hit .378 in 15 games.

**2017**—Spent the entire season at Triple-A Reno where he hit .257 with three home runs and 27 RBI in 70 games...had a .285 batting average against right-handed pitchers compared to .140 against left-handers...all three of his home runs came with runners on base...started 60 games at catcher and committed two errors in 65 games overall behind the plate for a .996 fielding percentage...tossed out 13-of-57 (22.8%) attempted base stealers...also went 0-for-4 with a RBI and two walks as a pinch hitter...hit in every spot in the order except the first three, including 38 games in the eight spot and 27 batting ninth...reached base safely in 18 consecutive games from May 3 to June 8...hit .322 with a .403 on-base percentage over that span...batted .320 with two of his three home runs and 13 of his 27 RBI in 16 games in May...had a season-best 10-game hitting streak from July 17 to Aug. 5 (15-for-39, .385)...hit .306 in July...went 3-for-7 (.429) with a double and a walk in two postseason games.

**2016**—Combined for a .251 batting average, three home runs and 29 RBI in 68 games with Double-A Mobile and Triple-A Reno...batted .286 with two of his three home runs against left-handed pitchers, .237 against right-handers...hit .327 with runners in scoring position, .313 at home and .302 in June...committed five errors in 66 games at catcher for a .990 fielding percentage...tossed out 23-of-66 (34.8%) attempted base stealers...had his first career two-homer game May 5 against Chattanooga and hit all three of his home runs over a four-game stretch from May 5-11...committed his first error of the season May 13, snapping a 91-game errorless streak dating back to Aug. 28, 2014...matched his career high with four RBI June 12 against Jackson...was on the disabled list from June 30 to July 12 with a left thumb contusion...was hitting .246 with three home runs and 28 RBI in 58 games when he was promoted to Reno Aug. 15...batted .286 with a double and a RBI in 10 games in his Triple-A debut.

**2015**—Spent the entire season at Double-A Mobile where he hit .232 with a home run and 16 RBI in 73 games...batted .373 with his lone home run against left-handed pitchers, .192 against right-handers...did not commit an error in 71 games and 492 total chances at catcher...tossed out 20-of-74 (27.0%) attempted base stealers...batted .333 with a .415 on-base percentage in 12 games in July.

**2014**—Played for Single-A Visalia and batted .278 with three home runs and a career-high 41 RBI in a career-high 91 games...also had career highs in runs (43), hits (85), doubles (24), walks (30), extra base hits (28), at bats (306) and strikeouts (55)...stole the only base of his career on April 10 at Stockton...hit .307 after the All-Star Break and .355 when his team was trailing...tossed out 37-of-100 (37.0%) attempted base stealers...drew a career-high three walks May 27 against

Bakersfield...had a season-best 13-game hitting streak from July 30 to Aug. 15 (17-for-49, .347)... was placed on the disabled list Sept. 2 with a strained right hamstring and missed the remainder of the season.

**2013**—Played for both of the Diamondbacks Single-A affiliates at South Bend and Visalia and combined to bat .258 with two home runs and 21 RBI in 54 games...missed over a month of the season as he was on the disabled list from May 1 to June 11 with a fractured cheek bone...had a .311 batting average with runners in scoring position...drove in a career-high four runs April 26 at Beloit...hit .273 (6-for-22) with two runs, three RBI and a walk in seven postseason games for Visalia.

**2012**—Made his professional debut with Yakima of the Short-Season Single-A Northwest League and batted .273 with 10 doubles and 16 RBI in 46 games...was hit by a pitch a career-high eight times...hit .344 against left-handed pitching...collected a career-high four hits June 27 at Tri-City and July 22 vs. Everett...went 1-for-6 (.167) with a walk in two postseason games.

## PERSONAL/MISCELLANEOUS

Ronald Edward Freeman was originally signed by Diamondbacks scout T.R. Lewis...graduated from Brockwood (GA) High School...attended Kennesaw State where he was a three-time Atlantic Sun All-Conference honoree...had a 42-game hitting streak that was the longest in school history and the fourth-longest in NCAA history.

### LIFETIME PLAYING RECORD

| Year                       | Club       | AVG.        | G          | AB          | R          | H          | 2B        | 3B       | HR        | RBI        | SH       | SF        | HP        | BB         | SO         | SB       | CS       | SLG         | OBP         | E         |
|----------------------------|------------|-------------|------------|-------------|------------|------------|-----------|----------|-----------|------------|----------|-----------|-----------|------------|------------|----------|----------|-------------|-------------|-----------|
| 2012                       | Yakima     | .273        | 46         | 165         | 13         | 45         | 10        | 0        | 0         | 16         | 0        | 0         | 8         | 9          | 25         | 0        | 0        | .333        | .341        | 4         |
| 2013                       | South Bend | .238        | 23         | 80          | 6          | 19         | 4         | 0        | 2         | 10         | 0        | 0         | 3         | 7          | 12         | 0        | 0        | .363        | .322        | 3         |
|                            | Visalia    | .273        | 31         | 110         | 14         | 30         | 5         | 0        | 0         | 11         | 0        | 2         | 1         | 11         | 22         | 0        | 0        | .318        | .339        | 4         |
| 2014                       | Visalia    | .278        | 91         | 306         | 43         | 85         | 24        | 1        | 3         | 41         | 1        | 6         | 2         | 30         | 55         | 1        | 1        | .392        | .340        | 6         |
| 2015                       | Mobile     | .232        | 73         | 233         | 22         | 54         | 8         | 0        | 1         | 16         | 3        | 1         | 1         | 20         | 37         | 0        | 0        | .279        | .294        | 0         |
| 2016                       | Mobile     | .246        | 58         | 191         | 22         | 47         | 11        | 0        | 3         | 28         | 1        | 4         | 2         | 13         | 41         | 0        | 0        | .351        | .295        | 3         |
|                            | Reno       | .286        | 10         | 28          | 4          | 8          | 1         | 0        | 0         | 1          | 0        | 0         | 0         | 3          | 8          | 0        | 0        | .321        | .355        | 2         |
| 2017                       | Reno       | .257        | 70         | 222         | 35         | 57         | 13        | 1        | 3         | 27         | 1        | 0         | 1         | 19         | 50         | 0        | 1        | .365        | .318        | 2         |
| 2018                       | Richmond   | .194        | 12         | 31          | 1          | 6          | 0         | 0        | 0         | 2          | 0        | 0         | 0         | 5          | 8          | 0        | 0        | .194        | .306        | 0         |
|                            | Sacramento | .264        | 61         | 201         | 15         | 53         | 7         | 1        | 3         | 29         | 0        | 3         | 1         | 12         | 41         | 0        | 0        | .353        | .304        | 5         |
| 2019                       | Sacramento | .295        | 45         | 122         | 18         | 36         | 3         | 1        | 5         | 19         | 0        | 1         | 1         | 14         | 29         | 0        | 0        | .459        | .370        | 0         |
|                            | San Jose   | .222        | 5          | 18          | 3          | 4          | 1         | 0        | 2         | 3          | 0        | 0         | 0         | 0          | 8          | 0        | 0        | .611        | .222        | 1         |
| <b>Minor League Totals</b> |            | <b>.260</b> | <b>525</b> | <b>1707</b> | <b>196</b> | <b>444</b> | <b>87</b> | <b>4</b> | <b>22</b> | <b>203</b> | <b>6</b> | <b>17</b> | <b>20</b> | <b>143</b> | <b>336</b> | <b>1</b> | <b>2</b> | <b>.354</b> | <b>.322</b> | <b>30</b> |

### LIFETIME PITCHING RECORD

| Year                       | Club       | W        | L        | ERA          | G        | GS       | CG       | SHO      | SV       | IP         | H        | R        | ER       | HR       | HB       | BB       | IBB      | SO       | WP       | BK       |
|----------------------------|------------|----------|----------|--------------|----------|----------|----------|----------|----------|------------|----------|----------|----------|----------|----------|----------|----------|----------|----------|----------|
| 2019                       | Sacramento | 0        | 0        | 13.50        | 2        | 0        | 0        | 0        | 0        | 1.1        | 2        | 2        | 2        | 1        | 0        | 0        | 0        | 0        | 0        | 0        |
|                            | San Jose   | 0        | 0        | 0.00         | 1        | 0        | 0        | 0        | 0        | 0.1        | 0        | 0        | 0        | 0        | 0        | 0        | 0        | 0        | 0        | 0        |
| <b>Minor League Totals</b> |            | <b>0</b> | <b>0</b> | <b>10.80</b> | <b>3</b> | <b>0</b> | <b>0</b> | <b>0</b> | <b>0</b> | <b>1.2</b> | <b>2</b> | <b>2</b> | <b>2</b> | <b>1</b> | <b>0</b> | <b>0</b> | <b>0</b> | <b>0</b> | <b>0</b> | <b>0</b> |

### CAREER TRANSACTIONS

**2012** — Selected by the Arizona Diamondbacks organization in the 5th round of the First-Year Player Draft.  
**2018** — Traded to the San Francisco Giants organization for cash considerations, March 24. **2019** — Elected free agency, November 4. **2020** — Signed by the Oakland Athletics to a minor league contract, January 6.

### ATHLETICS WHO HAVE HIT FOR THE CYCLE

Harry Davis at Boston, July 10, 1901  
 Nap Lajoie at Cleveland, July 30, 1901  
 Danny Murphy vs. St. Louis, August 25, 1910  
 Frank Baker at New York, July 3, 1911 (second game)  
 Mickey Cochrane at Washington, July 22, 1932  
 Mickey Cochrane at New York, August 2, 1933  
 Pinky Higgins at Washington, August 6, 1933  
 Jimmie Foxx at Cleveland, August 14, 1933  
 Doc Cramer at New York, June 10, 1934

Sam Chapman at St. Louis, May 5, 1939  
 Elmer Valo at Chicago, August 2, 1950  
 Tony Phillips at Baltimore, May 16, 1986  
 Mike Blowers at Chicago, May 18, 1998  
 Eric Chavez vs. Baltimore, June 21, 2000  
 Miguel Tejada at Seattle, September 29, 2001  
 Eric Byrnes at San Francisco, June 29, 2003  
 Mark Ellis vs. Boston, June 4, 2007

**RIGHT-HANDED PITCHER****Height/Weight:** 6-2 / 230**Bats/Throws:** Right / Right**Birthdate:** November 21, 1990**Opening Day Age:** 29**Birthplace/Resides:** Park Ridge, Illinois / Tempe, Arizona**Major League Service:** None**Obtained:** Signed to a minor league contract, November 19, 2019**Contract Status:** First year of a one-year contract through 2020**NON-ROSTER INVITEE****CAREER HIGHLIGHTS**

Has pitched six seasons as a professional and is 15-14 with eight saves and a 3.87 ERA in 188 career relief appearances...has struck out 297 in 246.1 innings, an average of 10.85 per innings...missed the entire 2016 and 2017 seasons after undergoing "Tommy John" surgery twice, in addition to hip labrum surgery...has seven career stints on the injured list in the minors...was selected by San Francisco in the 16th round of the 2012 draft and was selected by Tampa Bay in the Triple-A portion of the 2018 Rule 5 draft.

**2019 HIGHLIGHTS**

Was limited to just 21 relief appearances in the Tampa Bay system after spending three months of the season on the injured list with an inflamed right elbow...however, those were his most games pitched since 2015 (61) as he missed the entire 2016 and 2017 seasons and half of 2018 following two "Tommy John" surgeries...combined for a 2-1 record, three saves and a .122 opponents batting average with Double-A Montgomery, the Gulf Coast League Rays and Single-A Chattanooga...struck out 27 batters in 23.0 innings and surrendered just one home run...his opponents batting average broke down to .121 (4-for-33) with his lone home run against left-handed hitters compared to .122 (5-for-41) against right-handers...yielded a .125 batting average with runners in scoring position...opponents were 2-for-20 (.100) with two walks (.182 on-base percentage) when leading off an inning...they were 1-for-21 (.048) with two outs...did not allow a run in seven games on the road (7.2 ip) or five games during the day (5.1 ip)...tossed at least one inning in 19 of his 21 outings.

**MINORS:** Began the year at Montgomery and recorded the save in his first outing April 4 at Chattanooga (1.0 ip, 3 so)...went on the seven-day injured list the next day with an inflamed right elbow...was sent to the Rays affiliate in the Gulf Coast Rookie League for a rehab assignment July 5 and did not allow a run in three appearances (3.1 ip, 1 bb, 5 so) before he was reinstated from the IL and transferred to Charlotte July 13...made one appearance for the Stone Crabs that day against Tampa (1.0 ip) before returning to Montgomery July 18...spent the remainder of the season with the Biscuits...did not allow a run July 18 against Jackson, giving him a season-opening 6.1-inning scoreless streak, during which opponents went 1-for-19 with a walk...allowed four runs on three hits in 0.1 innings July 20 against Jackson, the only time he allowed more than one run or one hit in a game...also yielded his only home run of the season in that contest...tossed a season-high 2.0 innings of perfect relief July 30 against Birmingham for his second save of the season...did not allow a run over his final nine regular season games beginning Aug. 9 (9.2 ip)...opponents were 3-for-30 (.100) over that stretch...issued a season-high two walks Aug. 14 at Jackson...struck out a season-high four batters in 1.2 scoreless innings of relief Aug. 17 at Jackson...retired all nine batters that he faced in two postseason appearances with Montgomery (3.0 ip, 4 so)...the Biscuits lost the Southern League Semifinals 3 games to 1 and he was moved up to Triple-A Durham Sept. 10 for the International League Governors Cup Finals against Columbus...did not allow a run or a hit in two postseason games for the Bulls (2.1 ip, 3 so).

**CAREER**

**2018**—Returned from a second Tommy John surgery, his first professional action since 2015...split the season between the AZL Giants, Single-A San Jose and Double-A Richmond, going 1-1

with a 2.63 ERA in 14 appearances...made his season debut on a rehab assignment on July 22... reinstated from the disabled list and joined San Jose on Aug. 7...was transferred to Richmond on Aug. 19...was the second of four selections by the Rays in the Triple-A phase of the Rule 5 Draft.

**2017**—Suffered a significant tear in his ulnar collateral ligament while rehabbing from Tommy John surgery...underwent a second surgery in May.

**2016**—Underwent Tommy John surgery in March and hip labrum surgery in June.

**2015**—Spent the entire season with Single-A San Jose...led the California League with 61 appearances and ranked second with 20 holds...his 10.84 strikeouts per nine innings ratio ranked fifth among California League relievers...decreased his walk rate to 2.50 walks per nine innings, compared to 7.52 in his first three professional seasons...ranked by *Baseball America* as the No. 17 prospect in the Giants system following the season.

**2014**—Made 29 appearances between Single-A San Jose and Short-A Salem-Keizer, missing time with a right groin strain and right great toe fracture...went 3-3 with a 6.99 ERA between the two levels...recorded 43 strikeouts for a 10.37 strikeouts per nine innings ratio...also issued 39 walks for a 9.40 walks per nine innings ratio.

**2013**—Spent the entire season with Single-A Augusta...held opponents to a .226 average with 66 strikeouts but allowed 40 walks and 13 wild pitches.

**2012**—Began his professional career with Salem-Keizer, making 19 appearances.

## PERSONAL/MISCELLANEOUS

Ian James Gardeck was originally signed by San Francisco scout Andrew Jefferson...began his collegiate career at Dayton University, transferred to Angelina (Texas) Junior College and then pitched for one year at the University of Alabama...his younger brother, Dennis, is a linebacker for the NFL's Arizona Cardinals.

## LIFETIME PITCHING RECORD

| Year                       | Club         | W                         | L         | ERA         | G          | GS       | CG       | SHO      | SV       | IP           | H          | R          | ER         | HR       | HB        | BB         | IBB      | SO         | WP        | BK       |
|----------------------------|--------------|---------------------------|-----------|-------------|------------|----------|----------|----------|----------|--------------|------------|------------|------------|----------|-----------|------------|----------|------------|-----------|----------|
| 2012                       | Salem-Keizer | 2                         | 2         | 4.20        | 19         | 0        | 0        | 0        | 0        | 30.0         | 22         | 19         | 14         | 0        | 1         | 24         | 2        | 45         | 5         | 0        |
| 2013                       | Augusta      | 4                         | 3         | 3.21        | 44         | 0        | 0        | 0        | 1        | 56.0         | 45         | 24         | 20         | 2        | 9         | 40         | 0        | 66         | 13        | 0        |
| 2014                       | San Jose     | 1                         | 2         | 9.38        | 17         | 0        | 0        | 0        | 0        | 24.0         | 23         | 27         | 25         | 2        | 3         | 28         | 1        | 19         | 5         | 0        |
|                            | Salem-Keizer | 2                         | 1         | 2.70        | 12         | 0        | 0        | 0        | 1        | 13.1         | 7          | 5          | 4          | 0        | 1         | 11         | 1        | 24         | 6         | 0        |
| 2015                       | San Jose     | 3                         | 4         | 3.54        | 61         | 0        | 0        | 0        | 3        | 86.1         | 76         | 41         | 34         | 4        | 2         | 24         | 0        | 104        | 10        | 2        |
| 2016                       | Richmond     | (Injured — did not pitch) |           |             |            |          |          |          |          |              |            |            |            |          |           |            |          |            |           |          |
| 2017                       | Richmond     | (Injured — did not pitch) |           |             |            |          |          |          |          |              |            |            |            |          |           |            |          |            |           |          |
| 2018                       | AZL Giants   | 1                         | 1         | 7.36        | 4          | 0        | 0        | 0        | 0        | 3.2          | 4          | 3          | 3          | 0        | 0         | 3          | 0        | 4          | 2         | 0        |
|                            | San Jose     | 0                         | 0         | 2.25        | 4          | 0        | 0        | 0        | 0        | 4.0          | 5          | 2          | 1          | 0        | 0         | 1          | 0        | 2          | 0         | 0        |
|                            | Richmond     | 0                         | 0         | 0.00        | 6          | 0        | 0        | 0        | 0        | 6.0          | 5          | 3          | 0          | 0        | 0         | 3          | 0        | 6          | 0         | 0        |
| 2019                       | Montgomery   | 1                         | 1         | 2.41        | 17         | 0        | 0        | 0        | 3        | 18.2         | 9          | 5          | 5          | 1        | 0         | 9          | 0        | 22         | 3         | 0        |
|                            | GCL Rays     | 1                         | 0         | 0.00        | 3          | 0        | 0        | 0        | 0        | 3.1          | 0          | 0          | 0          | 0        | 0         | 1          | 0        | 5          | 0         | 0        |
|                            | Charlotte    | 0                         | 0         | 0.00        | 1          | 0        | 0        | 0        | 0        | 1.0          | 0          | 0          | 0          | 0        | 0         | 0          | 0        | 0          | 0         | 0        |
| <b>Minor League Totals</b> |              | <b>15</b>                 | <b>14</b> | <b>3.87</b> | <b>188</b> | <b>0</b> | <b>0</b> | <b>0</b> | <b>8</b> | <b>246.1</b> | <b>196</b> | <b>129</b> | <b>106</b> | <b>9</b> | <b>16</b> | <b>144</b> | <b>4</b> | <b>297</b> | <b>44</b> | <b>2</b> |

## CAREER TRANSACTIONS

**2011** — Selected by the Chicago White Sox in the 8th round of the First-Year Player Draft, did not sign. **2012** — Selected by the San Francisco Giants in the 16th round of the First-Year Player Draft. **2016** — Released, April 30; re-signed by San Francisco to a minor league contract, May 3. **2017** — Released, April 4; re-signed to a minor league contract, April 6. **2018** — Selected by Tampa Bay in the Triple-A Portion of the Rule 5 draft, December 13. **2019** — Elected free agency, November 4; signed by the Oakland Athletics to a minor league contract, November 19.

**INFIELDER****Height/Weight:** 5-10 / 180**Bats/Throws:** Left / Right**Birthdate:** February 13, 1988**Opening Day Age:** 32**Birthplace/Resides:** Temple, Texas / Leander, Texas**Major League Service:** 4 years, 105 days**Obtained:** Signed to a minor league contract, November 22, 2019**Contract Status:** First year of a one-year contract through 2020**NON-ROSTER INVITEE****CAREER HIGHLIGHTS**

Has played for three teams in seven seasons in the majors and is a .230 hitter with 22 home runs and 158 RBI in 541 games...was originally drafted by Toronto in 2009 and played for the Blue Jays from 2013-17...also played 41 games with the Royals in 2018 and 52 with the White Sox in 2019...has appeared in 276 games at second base, 208 at shortstop, 44 at third base, 10 in right field, five in left field and four at first base...also pitched once...was the Blue Jays Minor League Player of the Year in 2012...played for Salt River in the Arizona Fall League in 2012.

**2019 HIGHLIGHTS**

Began the season at Triple-A Charlotte and was batting .322 with 10 home runs and 48 RBI in 83 games when he was selected by Chicago (AL) July 17...spent the remainder of the season with the White Sox and hit .250 with two home runs and 10 RBI in 52 games...had career highs in on-base percentage (.333) and OPS (.681)...batted .406 (13-for-32) with a triple, two home runs and six RBI against left-handed pitchers compared to .205 (23-for-112) with six doubles and four RBI against right-handers...had a 1.128 OPS against lefties, .553 against righties...his career splits are .229 with a .592 OPS against lefties, .230 with a .620 OPS against righties...had a .273 average with runners in scoring position, but that improved to .348 with RISP and two outs...hit .291 in 33 games at night, .190 in 19 games during the day...batted .297 when leading off an inning...had a .297 average against a pitcher the first time he saw him in a game, .170 after that...his average decreased each month as he hit .324 in July, .250 in August and .105 in September...made 21 starts at third base, nine at shortstop and four in right field...also played first base (two games) and left field (one game)...committed five errors, including three at third base (.962 fielding percentage) and two at shortstop (.950)...went 1-for-4 (.250) in one game at designated hitter and was 2-for-10 with a double and a walk as a pinch hitter...started games at every spot in the order except third and fourth and made his most starts hitting second (10)...struck out 44 times and his average of 3.70 plate appearances per strikeout was the lowest mark of his career...averaged 9.59 plate appearances per walk, which was also the lowest of his career.

**CHICAGO:** Reached base safely in 17 of his first 20 games with the White Sox from July 17 to Aug. 6, going 21-for-63 (.333) with five doubles, a triple, two home runs, seven RBI, 11 walks and a .980 OPS...then hit .185 with a double, three RBI, six walks and a .439 OPS over his final 32 contests...made his Chicago debut on July 17 at Kansas City as the starting shortstop and went 2-for-3 with a home run...also homered July 22 against Miami but then went homerless over his final 47 games...each of his 22 games from July 31 to Aug. 21 came at third base, including 21 starts...had a season-best four-game hitting streak from Aug. 4-6 (8-for-15, .533)...collected a season-high three hits Aug. 6 at Detroit (also Aug. 19 at Minnesota)...went 7-for-40 (.175) with a double and no RBI over his final 19 games beginning Aug. 20...was 0-for-4 with a career-high tying four strikeouts Aug. 21 at Minnesota (also Sept. 19, 2013 vs. New York-AL)...played in just 18 of the White Sox final 35 games after that.

**CHARLOTTE:** Was named to the International League All-Star team with the Knights...his .322 batting average was his highest as a minor leaguer (min. 10 games) as was his .406 on-base percentage, .531 slugging percentage, .937 OPS and 10 home runs...at the time of his July 17 promotion to the White Sox, he ranked third in the IL in batting, fourth in on-base percentage and 10th



in OPS...batted .383 (18-for-47) against left-handed pitching compared to .310 (70-for-226) with nine of his 10 home runs against right-handers...had a .267 average with the bases empty, .386 with runners on...hit .352 with runners in scoring position...batted .299 or better in each month, including .338 in April, .303 in May, .299 in June and .381 in July...hit .396 when the score was tied, .358 following a loss, .340 with a .431 on-base percentage when leading off an inning and .326 in the seventh inning or later...started 55 games at second base and 27 at shortstop...had four errors as a second baseman (.984 fielding percentage) and four as a shortstop (.963)...saw most of his action with 58 games batting ninth, but also hit second, sixth, seventh and eighth...got off to a slow start as he hit .208 over his first eight games...then went 18-for-44 (.409) over his next 13 contests from April 14-30...scored a run in seven consecutive games from April 20-28 (seven runs total)...went 4-for-5 with a pair of doubles April 21 at Norfolk...had a season-best 11-game hitting streak from April 25 to May 7...went 14-for-40 (.350) with 10 RBI and 10 runs scored during the streak...had three hits and a season-high three RBI April 28 against Indianapolis...it was his first of four three-RBI games...batted .338 with eight doubles, a triple, three home runs, 14 RBI and a 1.030 OPS in 21 games in April...then hit .303 in May but drew 15 walks in 23 games for a .413 on-base percentage...was 3-for-4 on May 24 against Durham to boost his average to a season-high .341...then went 6-for-30 (.200) over his next 11 games through June 5...drew a season-high three walks July 5 against Norfolk...started at second base for the IL in the Triple-A All-Star Game on July 10 and went 1-for-2 with a strikeout...returned to Charlotte following the game and went 7-for-19 (.368) with two home runs and four RBI before he was selected by Chicago July 17.

## CAREER

**2018**—Began the season with Kansas City...played in 28 games at second base, five at third and four at shortstop...collected a season-high three hits April 12 vs. the Angels...played his final game on June 24 at Houston...was designated for assignment on June 28...refused an outright assignment to the minor leagues and declared free agency...signed with the Phillies on July 3 and was assigned to Triple-A Lehigh Valley, where he spent the rest of the season.

**2017**—Set career highs with 143 games, 99 hits, 21 doubles, nine home runs and 62 RBI...went 10-for-14 (.714) with two home runs and 20 RBI with the bases loaded...his 10 hits led the Major Leagues...also hit .330/.368/.540 with 11 extra-base hits with runners in scoring position...compiled a 10-game hitting streak from Aug. 22-31 (13-for-36, .361), the second longest of his career (12 in 2015)...hit the first two grand slams of his career on May 24 at Milwaukee and Sept. 22 vs. the Yankees...became the first shortstop in Blue Jays history to hit two slams in one season.

**2016**—Appeared in 76 games over four separate stints with the Blue Jays and 28 with Triple-A Buffalo...became the ninth different position player (13th time) in Blue Jays history to pitch in a game on July 1 vs. Cleveland...threw a scoreless 18th inning...was on the disabled list from July 2-31 with right forearm tightness...went 1-for-5 with an RBI and run scored in three games of the ALCS vs. Cleveland.

**2015**—Set career highs in every offensive category...led the Blue Jays with four triples...reached base safely in a career-best 16 straight games from Aug. 16 to Sept. 6, including a career-high 12-game hitting streak from Aug. 16 to Sept. 2 (16-for-38, .421)...recorded his first major-league stolen base on Aug. 29 vs. Detroit in his 197th game...hit his first career walk-off home run Sept. 1 vs. Cleveland, a two-run shot off Bryan Shaw...became the first shortstop in Blue Jays history to record a five-hit game on Sept. 30 at Baltimore, going 5-for-5 with three runs scored...went 0-for-17 with a walk in the ALDS vs. Texas...hit his first career postseason home run in Game 3 of the ALCS vs. Kansas City, a solo shot off Kris Medlen.

**2014**—His .995 fielding percentage ranked second among American League second basemen with at least 55 games played, trailing only Boston's Dustin Pedroia (.997).

**2013**—Made his Major League debut Aug. 23 at Houston, going 2-for-4 with a double...collected his first hit in the seventh inning of that game, a single off Jordan Lyles...hit safely in his first eight games, tying the franchise record set by Jesse Barfield in 1981...hit his first ML home run Sept.

18 vs. the Yankees, a solo shot off David Huff...his .993 fielding percentage ranked third among American League second basemen from his debut until the end of the season.

**2012**—Led the Eastern League with 158 hits at Double-A New Hampshire...his 33 doubles and .289 average led the team...was named to the EL All-Star team and was selected as the Blue Jays Minor League Player of the Year...played in 13 games for Salt River in the Arizona Fall League.

**2011**—Spent most of the season at Single-A Dunedin, appearing in 101 games.

**2010**—Combined to bat .271 with 28 doubles, 53 RBI and 57 runs scored in 124 games with the Gulf Coast League Blue Jays and Advanced Rookie Auburn.

**2009**—Made his professional debut, appearing in 46 games with the GCL Blue Jays, Auburn and Single-A Lansing.

## PERSONAL/MISCELLANEOUS

Ryan Matthew Goins was originally signed by Blue Jays scout Rusty Gerhardt...is a 2006 graduate of Stony Point High School in Round Rock, Texas...attended Dallas Baptist University, where he played three seasons as an infielder/pitcher...was named a Third Team All-American in 2009 by Louisville Slugger, *Baseball America* and the MCBWA after hitting .371 with 22 home runs in 55 games...his father and uncle both played in the minor leagues.

### LIFETIME PLAYING RECORD

| Year                | Club          | AVG. | G   | AB   | R   | H   | 2B  | 3B | HR | RBI | SH | SF | HP | BB  | SO  | SB | CS | SLG  | OBP  | E  |
|---------------------|---------------|------|-----|------|-----|-----|-----|----|----|-----|----|----|----|-----|-----|----|----|------|------|----|
| 2009                | GCL Blue Jays | .111 | 3   | 9    | 1   | 1   | 0   | 0  | 0  | 0   | 0  | 0  | 0  | 2   | 0   | 0  | 0  | .111 | .111 | 0  |
|                     | Auburn        | .297 | 24  | 101  | 15  | 30  | 5   | 1  | 0  | 8   | 1  | 0  | 0  | 8   | 23  | 2  | 2  | .366 | .349 | 8  |
| 2010                | Lansing       | .198 | 19  | 81   | 6   | 16  | 4   | 0  | 0  | 9   | 0  | 1  | 0  | 7   | 23  | 1  | 2  | .247 | .258 | 2  |
|                     | Dunedin       | .205 | 47  | 166  | 8   | 34  | 9   | 0  | 0  | 18  | 3  | 2  | 0  | 11  | 33  | 1  | 1  | .259 | .251 | 9  |
| 2011                | Dunedin       | .286 | 101 | 353  | 50  | 101 | 24  | 5  | 3  | 52  | 10 | 3  | 0  | 32  | 67  | 2  | 2  | .408 | .343 | 16 |
|                     | GCL Blue Jays | .000 | 1   | 3    | 0   | 0   | 0   | 0  | 0  | 0   | 0  | 0  | 0  | 1   | 0   | 0  | 0  | .000 | .000 | 0  |
| 2012                | New Hampshire | .289 | 136 | 546  | 66  | 158 | 33  | 4  | 7  | 61  | 19 | 6  | 0  | 47  | 78  | 15 | 9  | .403 | .342 | 16 |
| 2013                | Buffalo       | .257 | 111 | 377  | 42  | 97  | 22  | 1  | 6  | 46  | 9  | 2  | 1  | 29  | 85  | 3  | 5  | .369 | .311 | 9  |
|                     | TORONTO       | .252 | 34  | 119  | 11  | 30  | 5   | 0  | 2  | 8   | 0  | 0  | 0  | 2   | 28  | 0  | 0  | .345 | .264 | 1  |
| 2014                | TORONTO       | .188 | 67  | 181  | 14  | 34  | 6   | 3  | 1  | 15  | 6  | 1  | 0  | 5   | 42  | 0  | 1  | .271 | .209 | 1  |
|                     | Buffalo       | .284 | 97  | 363  | 36  | 103 | 21  | 2  | 0  | 30  | 7  | 2  | 2  | 28  | 64  | 4  | 4  | .353 | .337 | 5  |
| 2015                | Buffalo       | .350 | 6   | 20   | 1   | 7   | 1   | 0  | 0  | 3   | 0  | 1  | 0  | 0   | 5   | 0  | 0  | .400 | .333 | 0  |
|                     | TORONTO       | .250 | 128 | 376  | 52  | 94  | 16  | 4  | 5  | 45  | 7  | 5  | 1  | 39  | 83  | 2  | 1  | .354 | .318 | 8  |
| 2016                | TORONTO       | .186 | 76  | 183  | 13  | 34  | 9   | 2  | 3  | 12  | 3  | 0  | 1  | 9   | 48  | 1  | 1  | .306 | .228 | 4  |
|                     | Buffalo       | .265 | 28  | 98   | 9   | 26  | 6   | 0  | 2  | 10  | 3  | 1  | 0  | 8   | 23  | 0  | 1  | .388 | .318 | 3  |
| 2017                | TORONTO       | .237 | 143 | 418  | 37  | 99  | 21  | 1  | 9  | 62  | 5  | 5  | 0  | 31  | 96  | 3  | 2  | .356 | .286 | 7  |
| 2018                | KANSAS CITY   | .226 | 41  | 115  | 10  | 26  | 8   | 1  | 0  | 6   | 1  | 0  | 0  | 4   | 29  | 0  | 0  | .313 | .252 | 1  |
|                     | Lehigh Valley | .220 | 42  | 127  | 20  | 28  | 6   | 0  | 2  | 8   | 2  | 1  | 0  | 13  | 32  | 4  | 1  | .315 | .291 | 1  |
| 2019                | Charlotte     | .322 | 83  | 273  | 47  | 88  | 23  | 2  | 10 | 48  | 1  | 2  | 1  | 39  | 77  | 3  | 3  | .531 | .406 | 8  |
|                     | CHICAGO (AL)  | .250 | 52  | 144  | 13  | 36  | 6   | 1  | 2  | 10  | 1  | 0  | 1  | 17  | 44  | 0  | 1  | .347 | .333 | 5  |
| Major League Career |               | .230 | 541 | 1536 | 150 | 353 | 71  | 12 | 22 | 158 | 23 | 11 | 3  | 107 | 370 | 6  | 6  | .335 | .279 | 28 |
| Minor League Career |               | .277 | 775 | 2812 | 350 | 780 | 173 | 17 | 33 | 328 | 59 | 24 | 5  | 257 | 573 | 41 | 37 | .386 | .336 | 89 |

### LIFETIME PITCHING RECORD

| Year | Club    | W | L | ERA  | G | GS | CG | SHO | SV | IP  | H | R | ER | HR | HB | BB | IBB | SO | WP | BK |
|------|---------|---|---|------|---|----|----|-----|----|-----|---|---|----|----|----|----|-----|----|----|----|
| 2016 | TORONTO | 0 | 0 | 0.00 | 1 | 0  | 0  | 0   | 0  | 1.0 | 2 | 0 | 0  | 0  | 0  | 1  | 1   | 0  | 0  | 0  |

### CAREER TRANSACTIONS

**2009** — Selected by the Toronto Blue Jays in the 4th round of the First-Year Player Draft. **2016** — On the disabled list, July 2 to 31; included rehabilitation assignment to Buffalo, July 15 to 31. **2017** — Elected free agency (contract non-tender), December 1. **2018** — Signed by the Kansas City Royals to a minor league contract, January 25. Elected free agency, July 2; signed by the Philadelphia Phillies to a minor league contract, July 3. Elected free agency, November 2; signed by the Chicago White Sox to a minor league contract, December 9. **2019** — Elected free agency, October 31; signed by the Oakland Athletics to a minor league contract, November 22.

## DIVISION SERIES RECORD

| Year | Club/Opp.   | AVG. | G | AB | R | H | 2B | 3B | HR | RBI | SH | SF | HP | BB | SO | SB | CS | SLG  | OBP  | E |
|------|-------------|------|---|----|---|---|----|----|----|-----|----|----|----|----|----|----|----|------|------|---|
| 2015 | TOR vs. TEX | .000 | 5 | 17 | 1 | 0 | 0  | 0  | 0  | 0   | 2  | 0  | 0  | 1  | 5  | 0  | 0  | .000 | .056 | 0 |

## LEAGUE CHAMPIONSHIP SERIES RECORD

| Year          | Club/Opp.   | AVG.        | G        | AB        | R        | H        | 2B       | 3B       | HR       | RBI      | SH       | SF       | HP       | BB       | SO       | SB       | CS       | SLG         | OBP         | E        |
|---------------|-------------|-------------|----------|-----------|----------|----------|----------|----------|----------|----------|----------|----------|----------|----------|----------|----------|----------|-------------|-------------|----------|
| 2015          | TOR vs. KC  | .263        | 6        | 19        | 3        | 5        | 1        | 0        | 1        | 4        | 1        | 0        | 0        | 0        | 7        | 0        | 0        | .474        | .263        | 0        |
| 2016          | TOR vs. CLE | .200        | 3        | 5         | 1        | 1        | 0        | 0        | 0        | 1        | 0        | 0        | 0        | 1        | 2        | 0        | 0        | .200        | .333        | 0        |
| <b>Totals</b> |             | <b>.250</b> | <b>9</b> | <b>24</b> | <b>4</b> | <b>6</b> | <b>1</b> | <b>0</b> | <b>1</b> | <b>5</b> | <b>1</b> | <b>0</b> | <b>0</b> | <b>1</b> | <b>9</b> | <b>0</b> | <b>0</b> | <b>.417</b> | <b>.280</b> | <b>0</b> |

## GOINS' CAREER HIGHS

**Hits:** 5, September 30, 2015 at Boston

**Home Runs:** 1 (22 times), last: July 22, 2019 vs. Miami

**Runs Batted In:** 5, June 14, 2015 at Boston

**Stolen Bases:** 1 (six times), last: September 9, 2017 vs. Detroit

**Hitting Streak:** 12, August 16 to September 2, 2015

**Hitless Streak (At Bats):** 24, May 14 to 19, 2017

**Game Ending RBI:** 2, May 10, 2017 vs. Cleveland (single); September 1, 2015 vs. Cleveland (Bryan Shaw)

**Grand Slams:** 2, September 22, 2017 vs. New York-AL (Masahiro Tanaka); May 24, 2017 at Milwaukee (Oliver Drake)

**Pinch-Hit Home Runs:** None

**Inside-The-Park Home Runs:** None

**Lead Off Home Runs:** None

**RIGHT-HANDED PITCHER****Height/Weight:** 6-0 / 185**Bats/Throws:** Right / Right**Birthdate:** November 13, 1992**Opening Day Age:** 27**Birthplace/Resides:** Spartanburg, South Carolina / Lyman, South Carolina**Major League Service:** 2 years, 59 days**Obtained:** Selected in the 2nd round of the 2014 First-Year Player Draft**Contract Status:** First year of a one-year contract through 2020**CAREER HIGHLIGHTS**

Is 4-14 with a 5.91 ERA in 23 starts over two seasons with the A's...made his Major League debut with 18 starts in 2017 and had just five starts in 2018 before undergoing "Tommy John" surgery Aug. 1...missed the entire 2019 season but did pitch for Mesa in the Arizona Fall League following the season...is 24-23 with a 3.42 ERA (166 er in 437.1 ip) in 87 games, including 74 starts, in five seasons as a minor leaguer...was named Pacific Coast League Pitcher of the Week for the week of May 22-28, 2017...led the A's farm system with 151 strikeouts in 2016...tied for the Midwest League lead in complete games (2) and losses (13) in 2015...was selected by the A's in the 2nd round of the 2014 draft...was rated as the A's No. 8 prospect by *Baseball America* following the 2016 season.

**2019 HIGHLIGHTS**

Spent the entire season on the 60-day injured list as he continued his recovery from Aug. 1, 2018 ulnar collateral ligament reconstruction surgery on his right elbow...was assigned to Mesa in the Arizona Fall League following the season and went 3-1 with a 2.57 ERA and .204 opponents batting average in five starts for the Solar Sox...tied for the AFL lead in wins...was limited to just 14.0 innings as he tossed 2.0 innings in his first start and 3.0 in each of his final four...his opponents batting average broke down to .074 (2-for-27) against right-handed hitters compared to .364 (8-for-22) against left-handers...yielded a .150 batting average with runners on base...his start on Sept. 19 at Salt River was his first game since June 3, 2018, a start with Oakland.

**CAREER**

**2018**—Went 0-3 with a 5.18 ERA in five starts over two stints with the A's before going on the disabled list June 5 with a strained right elbow...would not pitch again before undergoing ulnar collateral ligament reconstruction on his right elbow Aug. 1...the surgery was performed by Dr. Keith Meister in Arlington, Tex...is now 4-14 in 23 career starts...since 1908, the only other A's pitcher to lose 14 games over his first 23 career appearances is Johnny Gray, who went 3-14 over his first 23 games from July 18, 1954 to Sept. 10, 1955 with the Philadelphia and Kansas City A's...the last Major Leaguer with 14 or more losses over his first 23 career appearances is Jeremy Bolderman, who started 6-15 for Detroit in 2003...allowed five home runs in 24.1 innings and has now surrendered 26 home runs in 115.2 career innings (2.02 per nine innings)...has surrendered 32 home runs in 437.1 innings in the minors (0.66 per nine innings)...his 26 home runs are the most in Athletics history by a pitcher over the first 23 games of his career...opponents hit .269, including .267 by left-handed hitters compared to .270 by right-handers...had a .913 OPS against lefties, .787 against righties...allowed a .351 batting average and all five of his home runs with the bases empty, .139 with runners on...yielded a .188 average with runners in scoring position...also surrendered all five of his home runs with two outs...had a .200 opponents average the first time through the lineup, .321 after that...his career splits are .220 the first time and .352 after that...yielded a .333 average to batters leading off an inning and has a .353 career average in that situation with a .405 on-base percentage and .517 slugging percentage...did not allow a run in the first inning (5.0 ip) and has a 1.17 ERA in the first inning in his career...received one run of support or fewer in three of his five starts in 2018 and in 14 of his 23 starts in his career...is 0-12 in those 14 starts and 4-2 in nine starts with more than one run of support...began the season in the A's starting rotation and went 0-1 with an 11.05 ERA in two starts before he was optioned to Triple-A Nashville April 7...allowed four runs in 4.0 innings in his first start on April 1 and five

runs in 3.1 innings in his second start on April 6, both against Los Angeles (AL)...that extended his streak of consecutive starts with four runs or more and fewer than five innings pitched to five dating back to Sept. 19, 2017...that matched the longest such streak by an A's pitcher since at least 1908 (Rick Langford, April 4-July 17, 1983)...is the seventh pitcher in Oakland history with five consecutive starts of fewer than five innings (previous: Dallas Braden, Aug. 12 to Sept. 29, 2007)...returned to Oakland May 23 and went 0-2 despite a 2.65 ERA and .226 opponents batting average in three starts before he was placed on the 10-day disabled list June 5 retroactive to June 4 with a strained right elbow...tossed a career-high tying 7.0 innings and a career-high 104 pitches in a 1-0 loss to Seattle on May 23...took the loss May 29 against Tampa Bay to extend his losing streak to a career-high six games...is 0-6 with a 7.59 ERA (34 er in 40.1 ip), .305 (50-for-164) opponents batting average and 13 home runs in 40.1 innings over his last nine starts dating back to Sept. 14, 2017...his last win came on Sept. 9, 2017 against Houston...allowed three consecutive home runs in the third inning of his start against Tampa Bay (Cron, Wendle, Ramos) to become the first A's pitcher to allow three straight home runs since Keith Foulke on Sept. 18, 2008 against Los Angeles-AL...yielded just one run in 5.0 innings in his final start June 3 at Kansas City but had a no decision in the A's 5-1 win...was transferred to the 60-day DL July 21 and had his season-ending surgery Aug. 1...went 4-0 with a 1.63 ERA in seven games, including five starts, with Triple-A Nashville...was leading the Pacific Coast League in ERA and opponents batting average (.190) and was tied for fifth in wins at the time of his May 23 promotion to Oakland...surrendered just one home run in 38.2 innings...struck out 42, an average of 9.78 per nine innings...his opponents batting average included a mark of .146 against left-handed hitters compared to .208 against right-handers...held the opposition to a .128 batting average with runners in scoring position...the Sounds were 5-0 in his starting assignments...allowed two runs or fewer in six of his seven appearances and five hits or fewer six times...tossed 4.0 scoreless innings and allowed just one hit in each of his first two outings, a relief appearance against Iowa April 12 and a start at Iowa April 17...pitched 7.0 innings in relief of Chris Bassitt May 5 against Memphis and struck out a season-high nine...did not walk a batter and allowed just one run for the win.

**2017**—Went 4-11 with a 6.11 ERA in 18 starts over two stints with Oakland in his Major League debut...his .267 winning percentage was third lowest in the American League and tied for fourth lowest in Oakland history...it was the lowest since Steve Karsay went 3-12 (.200) in 1997...had 91.1 innings pitched and did not qualify for the league leaders...based on a minimum of 90 innings pitched, he had the second highest opponents slugging percentage in the AL (.549), the fourth-highest batting average (.306) and OPS (.906) and the fifth-highest ERA...using the 90-inning minimum, his slugging percentage, OPS and average of 2.07 home runs per nine innings were second highest in Oakland history to Gil Heredia in 2001 (.554, .911, 2.22)...his ERA was sixth highest and the highest since Omar Olivares had a 6.75 ERA in 2000...ranked fifth among AL rookies in games started (18), sixth in innings pitched (91.1) and eighth in strikeouts (72)...tied for eighth among all AL pitchers in wild pitches (10)...his opponents batting average included a .296 mark against right-handed hitters compared to .319 against left-handers...surrendered 15 of his 21 home runs to righties...had a .225 opponents batting average the first time through the lineup, .360 after that...received one run of support or fewer in 11 of his 18 starts and was 0-10 in those starts...went 4-1 in seven starts more than one run of support...held the opponent's clean-up hitter to a .200 batting average...was selected from Triple-A Nashville June 14 and was the losing pitcher in his Major League debut, an 11-6 A's loss at Miami on June 14...became the 50th pitcher in Oakland history to start in his debut...allowed a career-high seven runs in 3.1 innings, which were the most runs allowed in Oakland history by a pitcher in his debut...they were the most by any A's pitcher since Glenn Cox allowed seven runs in 1.1 innings for the Kansas City A's on Sept. 20, 1955 against Detroit...had a sacrifice hit in his first professional plate appearance and then had an infield single off Edinson Volquez in the fourth inning for his first ML hit...joins Tim Hudson (June 8, 1999 at San Diego) as the only pitchers in Oakland history with a hit in their ML debut...earned his first ML win in his third start, allowing two unearned runs in 6.0 innings in a 10-2 win at Chicago (AL) June 24...tossed 3.0 innings or more and walked one batter or fewer in each of his first five career games through July 4 (3 bb in 26.0 ip, 1.04 walks per nine innings)...is the only Athletics pitcher since 1913 and the 11th Major League to begin his career with five consecutive games of one walk or fewer and 3.0 innings pitched or more...tossed a career-high 7.0 innings in a 3-2 loss to Tampa Bay July 17...allowed a run on three hits in a career-high 7.0 innings at San Francisco Aug. 2 and picked up the win...however was optioned to Nashville the

next day with a 3-6 record, a 5.17 ERA and .281 opponents batting average in 10 starts...was recalled Aug. 23 and went 1-5 with a 7.47 ERA and .342 opponents batting average in eight starts following his return...finished August 1-1 with a 3.86 ERA in three starts...then went 1-4 with an 8.42 ERA and .336 opponents batting average in six starts in September...based on a minimum of 25 innings pitched, his ERA was the highest in the majors in the month and the highest by an A's pitcher in September since Hod Lisenbee had a 9.10 ERA in 1936...tied for the ML lead with nine home runs in September...struck out a career-high seven in an 11-1 win over Houston in the first game of the doubleheader Sept. 9 in Oakland...yielded a career-high four home runs and a career-high tying seven runs in 4.1 innings in a 7-1 loss to Seattle Sept. 25...compiled a 4-4 record with a 3.66 ERA and .239 opponents batting average in 14 starts with Nashville...surrendered just six home runs in 76.1 innings, an average of 0.71 per nine innings...five of the six were solo shots...his opponents batting average included a mark of .230 against right-handed hitters compared to .250 against left-handers...opponents hit .161 with runners in scoring position and two outs...earned his first win May 12 against Albuquerque when he allowed one run in 6.0 innings...was named Pacific Coast League Pitcher of the Week for the week of May 22-28...won each of his two starts that week and did not allow a run or walk a batter (14.0 ip, 6 h, 14 so)...tossed 8.0 innings at Sacramento May 22 and 6.0 innings against Colorado Springs May 27 as part of a 15.0-inning scoreless streak from May 22 to June 5...went 3-0 with a 1.54 ERA and .203 opponents batting average in six starts in May...was 3-3 with a 3.41 ERA in 11 starts when he was promoted to Oakland June 14...ranked sixth in the PCL in ERA and opponents batting average (.231) at the time...returned to Nashville following his Aug. 3 option from Oakland and went 1-1 with a 4.60 ERA in three starts...struck out a season-high 10 batters in 6.0 innings in a 6-1 loss to Memphis Aug. 12.

**2016**—Pitched at three different levels in the A's farm system and combined for a 10-6 record, a 2.69 ERA and .221 opponents batting average in 27 starts with Single-A Stockton, Double-A Midland and Triple-A Nashville...led the A's farm system in strikeouts (151), ranked second in innings pitched (153.2), tied for second in wins and sixth in ERA...had minor league career highs in wins, innings pitched and strikeouts and matched his highs in games and games started...surrendered just eight home runs, an average of 0.47 per nine innings...went 5-2 with a 1.66 ERA over his final 11 starts beginning July 13...held the opposition to a .154 batting average when leading off an inning...issued just nine walks for a .203 on-base percentage in that situation...began the season at Stockton and went 4-1 with a 3.33 ERA in nine starts with the Ports...was on the disabled list from April 25 to May 3 with a strained right shoulder...combined on a four-hit shutout in a 7-0 win over Visalia May 20...tossed seven innings and allowed two of the hits...walked two and struck out nine and earned California League Pitcher of the Week honors for the week of May 16 to 22...was tied for fifth in the CL in strikeouts (53) when he was promoted to Midland May 30...went 5-5 with a 2.49 ERA in 16 starts with the RockHounds...the ERA was fifth lowest in the Texas League during his stint at Double-A (May 30 to Aug. 29) and his 94 strikeouts ranked second...had a 13-start, 75.1-inning homerless streak from June 13 to Aug. 25...surrendered just one earned run in five consecutive starts from July 13 to Aug. 2 for a 1.42 ERA, but was just 2-1...went 3-0 with a 1.65 ERA over his final five starts beginning Aug. 13...struck out a season-high 10 batters in his final start with Midland on Aug. 25 at Corpus Christi...was transferred to Nashville Aug. 30 and went 1-0 with a 1.98 ERA in two starts with the Sounds...was rated as the A's No. 8 prospect by *Baseball America* following the season.

**2015**—Spent the entire season at Single-A Beloit and went 5-13 with a 4.73 ERA and .270 opponents batting average in 27 games, all starts...tied for the Midwest League lead in complete games (2), tied for fourth in games started and tied for fifth in innings pitched (144.2)...was one of two pitchers in the A's farm system with two complete games...also ranked second in the A's farm system in strikeouts (112) and fifth in innings pitched...had career highs in games, starts, innings pitched and strikeouts...tossed his first complete game June 30 at Quad Cities, a seven-inning four-hitter in a 4-1 win (3 bb, 4 so)...his second complete game came in a rain-shortened 2-1 loss at Peoria July 16 (6.1 ip, 5 h, 3 r, 1 er, 2 bb, 5 so)...tossed 6.0 scoreless innings for the win in his penultimate start Aug. 30 at Kane County, his only start in which he did not allow a run.

**2014**—Went 1-0 with a 2.25 ERA in 12 games (one start) in his professional debut with Short Season Single-A Vermont...struck out 25 and walked just one in 24.0 innings...surrendered just one home run...allowed a .188 opponents batting average, including .176 against right-handed

hitters...tossed exactly 2.0 innings in each of his 12 games...including his lone start on Aug. 4 against Mahoning Valley...made his debut June 27 against Lowell (2.0 ip, 1 h, 1 r, 1 er, 1 so)...picked up his first win in his second outing July 2 against Tri-City (2.0 ip, 4 h, 1 r, 1 er, 1 bb, 1 so).

## PERSONAL/MISCELLANEOUS

Daniel James Gossett was originally signed by A's scout Neil Avent...graduated from James F. Byrnes HS (SC)...attended Clemson University...was Second Team All-America selection by *Collegiate Baseball* in 2014 and a Golden Spikes Award finalist.

### LIFETIME PITCHING RECORD

| Year                | Club      | W                         | L  | ERA  | G  | GS | CG | SHO | SV | IP    | H   | R   | ER  | HR | HB | BB  | IBB | SO  | WP | BK |
|---------------------|-----------|---------------------------|----|------|----|----|----|-----|----|-------|-----|-----|-----|----|----|-----|-----|-----|----|----|
| 2014                | Vermont   | 1                         | 0  | 2.25 | 12 | 1  | 0  | 0   | 0  | 24.0  | 16  | 6   | 6   | 1  | 0  | 1   | 0   | 25  | 0  | 0  |
| 2015                | Beloit    | 5                         | 13 | 4.73 | 27 | 27 | 2  | 0   | 0  | 144.2 | 151 | 92  | 76  | 16 | 6  | 52  | 0   | 112 | 10 | 1  |
| 2016                | Stockton  | 4                         | 1  | 3.33 | 9  | 9  | 0  | 0   | 0  | 46.0  | 40  | 20  | 17  | 4  | 1  | 13  | 0   | 53  | 4  | 1  |
|                     | Midland   | 5                         | 5  | 2.49 | 16 | 16 | 0  | 0   | 0  | 94.0  | 75  | 37  | 26  | 4  | 1  | 25  | 0   | 94  | 13 | 0  |
| 2017                | Nashville | 1                         | 0  | 1.98 | 2  | 2  | 0  | 0   | 0  | 13.2  | 10  | 3   | 3   | 0  | 0  | 3   | 0   | 4   | 1  | 0  |
|                     | Nashville | 4                         | 4  | 3.66 | 14 | 14 | 0  | 0   | 0  | 76.1  | 70  | 35  | 31  | 6  | 1  | 24  | 1   | 71  | 10 | 0  |
|                     | OAKLAND   | 4                         | 11 | 6.11 | 18 | 18 | 0  | 0   | 0  | 91.1  | 116 | 67  | 62  | 21 | 0  | 31  | 0   | 72  | 10 | 0  |
| 2018                | OAKLAND   | 0                         | 3  | 5.18 | 5  | 5  | 0  | 0   | 0  | 24.1  | 25  | 14  | 14  | 5  | 1  | 8   | 0   | 12  | 1  | 0  |
|                     | Nashville | 4                         | 0  | 1.63 | 7  | 5  | 0  | 0   | 0  | 38.2  | 26  | 10  | 7   | 1  | 1  | 16  | 0   | 42  | 2  | 0  |
| 2019                | OAKLAND   | (Injured — did not pitch) |    |      |    |    |    |     |    |       |     |     |     |    |    |     |     |     |    |    |
| Major League Totals |           | 4                         | 14 | 5.91 | 23 | 23 | 0  | 0   | 0  | 115.2 | 141 | 81  | 76  | 26 | 1  | 39  | 0   | 84  | 11 | 0  |
| Minor League Totals |           | 24                        | 23 | 3.42 | 87 | 74 | 2  | 0   | 0  | 437.1 | 388 | 203 | 166 | 32 | 10 | 134 | 1   | 401 | 40 | 2  |

### CAREER TRANSACTIONS

**2011** — Selected by the Boston Red Sox organization in the 16th round of the First-Year Player Draft; did not sign. **2014** — Selected by the Oakland Athletics organization in the 2nd round of the First-Year Player Draft. **2018** — On the disabled list, June 4 to October 28. **2019** — On the injured list, February 15 to October 31.

### GOSSETT'S CAREER BESTS

**Low Hit Complete Game:** None  
**Innings Pitched:** 7.0 (three times), last: May 23, 2018 vs. Seattle  
**Strikeouts:** 7, September 9, 2017 vs. Houston  
**Pitches:** 104, May 23, 2018 vs. Seattle  
**Longest Winning Streak:** 1 (four times), last: September 9, 2017  
**Longest Losing Streak:** 6, September 14, 2017 to present  
**Longest Scoreless Streak:** 5.0 (four times), last: May 23 to 29, 2018



**OUTFIELDER****Height/Weight:** 6-0 / 216      **Bats/Throws:** Switch / Left**Birthdate:** September 16, 1989      **Opening Day Age:** 30**Birthplace/Resides:** San Diego, California / Spring, Texas**Major League Service:** 5 years, 60 days**Obtained:** Signed as a free agent, February 15, 2019**Contract Status:** First year of a one-year contract through 2020**CAREER HIGHLIGHTS**

Is a .253 career hitter with 42 home runs and 231 RBI in 675 games in seven seasons in the majors with Houston (2013-15), Minnesota (2016-18) and Oakland (2019)...also has 324 walks for a .351 on-base percentage...had his best season in his first year with the Twins in 2016...had career highs that year in batting (.280), on-base percentage (.386), slugging (.443) and home runs (11)...was Pittsburgh's Minor League Player of the Year in 2011 and was rated as the Pirates eighth-best prospect by *Baseball America* following the season...also played for Mesa in the Arizona Fall League that year.

**2019 HIGHLIGHTS**

Played in a career-high 138 games in his first season as an Athletic and batted .240 with six home runs and 38 RBI...added 59 walks for a .334 on-base percentage...also had career highs in at bats (420) and triples (3) and matched his best in stolen bases (9)...his batting average, on-base percentage, slugging percentage (.348) and OPS (.682) were his lowest over the last four years...made 95 of his 103 starts against right-handed pitchers and batted .250 (92-for-368) with five of his six home runs against right-handers compared to .173 (9-for-52) against left-handers...in 2018, he hit .248 against righties, .325 against lefties...four of his six home runs came with runners on base...hit .209 at home, .273 with four of his six home runs on the road...batted .263 with five home runs and 25 RBI in 75 games before the All-Star Break, .212 with one home run and 13 RBI in 63 games after the break...was 5-for-21 (.238) with a double, triple, home run, seven RBI and four walks as a pinch hitter...led American League pinch hitters in RBI, ranked second in plate appearances (25) and tied for third in hits and walks...the seven RBI matched the most by an A's pinch hitter over the last 21 years...was 5-for-38 (.132) with one double and three RBI in the pinch in his career entering this season...started a team-leading 90 games in left field and also made 13 starts in right and one in center...did not commit an error in 129 games overall in the outfield and now has a 184-game errorless streak dating back to his last miscue on June 13, 2018 at Detroit...his 228 total chances were second most in the majors among outfielders with no errors (Kepler, MIN 281) and third most in Athletics history behind Stan Javier (335 in 1995) and Coco Crisp (309 in 2013)...his 129-game errorless streak with the A's is eighth longest in Oakland history by an outfielder...slugged .338 as an outfielder, which was the lowest by an A's outfielder since Willie Wilson in 1992 (.335)...started games at every spot in the order except third, fourth and fifth...saw his most action with 34 starts batting second...hit .333 in 17 games hitting ninth and .310 in 22 games in the six spot.

**OAKLAND:** Made his A's debut on Opening Day, March 20, against Seattle in Tokyo and had a pinch hit single in the seventh inning...it was the eighth Opening Day pinch hit in Oakland history, the first since Eric Byrnes in 2004...his fourth inning double on April 7 at Houston was the 100th of his career...batted .265 over his first 13 games through April 14 but then went 4-for-35 (.114) over his next 13 contests...three of the four hits were for extra bases (one double, two home runs)...also walked nine times over that stretch (.295 on-base percentage)...hit his first career pinch hit home run April 26 at Toronto...batted .206 in 18 games in April but slugged three of his six home runs...would homer just three times over his final 115 games...hit .328 over a 19-game stretch from May 13 to June 5...hit safely in a season-high six consecutive games from June 2-10 (12-for-25, .480), his first of four six-game hitting streaks...had his third career four-hit game June 5 at Los Angeles (AL), his first since Sept. 18, 2016 at New York (NL)...had a RBI single

off Chaz Roe in the ninth inning on June 10 at Tampa Bay for his 500th career hit...went 10-for-16 (.625) during a six-game hitting streak from June 29 to July 5...batted .300 in June...hit safely in each of his first two games following the All-Star Break (2-for-6, .333) but then went 10-for-63 (.159) with two RBI and 11 walks (.289 on-base percentage) over his next 21 games from July 14 to Aug. 7...stole two bases for the second time in his career, July 30 against Milwaukee (also May 7, 2013 vs. Los Angeles-AL)...equaled his career high with three walks Aug. 4 against St. Louis (fourth time)...went 13-for-38 (.342) over an 11-game span from Aug. 10-22...homed off Travis Bergen Aug. 14 at San Francisco for his first home run off a left-handed pitcher since July 2, 2018 at Milwaukee (Suter)...it was his first home run against any pitcher since June 18, snapping a 41-game homerless streak...that tied for the third-longest homerless drought of his career...then went homerless over his final 36 games...had the game-ending RBI single in the bottom of the 13th inning Aug. 16 against Houston for his first career walk-off RBI...hit .149 in September, which was the second-lowest single-month batting average in his career (min. 40 plate appearances) to his .125 average in April of 2014...started in left field in the AL Wild Card game on Oct. 2 against Tampa Bay and went 2-for-4, singling in each of his first two at bats.

## CAREER

**2018**—Batted .273 with five home runs and a career-high 48 RBI in 129 games with Minnesota...added 60 walks for a .367 on-base percentage, which was 10th best in the American League among players with at least 450 plate appearances...also had career highs in hits (108), doubles (27), extra base hits (33) and sacrifice flies (5)...was batting .223 with a .310 on-base percentage in 65 games through June 29...then hit .322 with a .422 on-base percentage in 64 games from June 30 through the end of the season...the switch-hitter batted .325 against left-handed pitchers compared to .248 against right-handers...had a .882 OPS against lefties, .688 against righties...his average improved to .289 with runners in scoring position, including .308 with RISP and two outs...batted .310 with a .385 on-base percentage when leading off an inning and .256 with two strikes...started 105 games, including 42 in right field, 34 at designated hitter and 29 in left field...committed three errors in 84 games overall in the outfield, all in right field (52 games)...hit .280 in 36 games total as the designated hitter...went 2-for-18 (.111) with two walks and two RBI as a pinch hitter...started games at every spot in the batting order, including 28 in the four spot and 22 batting sixth...hit .327 with two home runs and 15 RBI as the clean-up hitter...was on his fourth career Opening Day roster, his second with the Twins...had back-to-back three-hit games on April 26 at New York (AL) and April 27 vs. Cincinnati...hit .305 with a .425 on-base percentage over a 22-game stretch from May 7 to June 3...went 19-for-46 (.413) over a 14-game stretch from June 30 to July 20...hit his first career grand slam and matched his career high with four RBI July 2 at Milwaukee...then had a career-high 50-game homerless streak from July 3 to Sept. 19...had a season-best six-game hitting streak from July 10 to 20 (10-for-20, .500)...played in the 500th game of his career Aug. 5 vs. Kansas City...was placed on the 10-day disabled list the next day with a strained right hamstring and missed 12 games...began a rehab assignment with Triple-A Rochester Aug. 16 and went 5-for-11 (.455) with three RBI in three games before he was reinstated Aug. 19...had a .319 batting average and a .442 on-base percentage in 37 games following his return...hit .345 with a .457 on-base percentage in 11 games in August...then batted .319 with 22 walks and a .444 on-base percentage in 28 games in September...tied for the AL lead in walks in September and ranked sixth in on-base percentage...the walks were the most by a Twin in September since Chuck Knoblauch had 25 in 1995.

**2017**—Made the Twins Opening Day roster, marking his third time on an Opening Day roster (Houston, 2014-15)...reached base in his first 17 games, posting a .443 on-base percentage in that span...also reached in 28 of first 29 from April 4 to May 23...ranked seventh in the American League in on-base percentage before the All-Star Break (.379)...was on the 10-day disabled list from Aug. 18 to Sept. 5 with a fractured left thumb...it was his first career stint on the DL...drew multiple walks 14 times...reached base safely in 88 of 106 starts on the season...played 35 games (28 starts) in right field, 18 games (17 starts) in left field and one game in center field...led Twins in at bats as designated hitter (223)...also led in starts at DH (61)...set single-season career-highs in runs (62) and walks (67)...ranked second on Twins in walks and on-base percentage (.361).

**2016**—Hit .256 with five doubles, six home runs and 13 RBI in 34 games with Triple-A Columbus in the Cleveland organization before opting out of his minor league contract May 16...signed a

minor league deal with the Minnesota organization May 16 and went 1-for-4 in one game with Triple-A Rochester on May 17 before his contract was selected by Minnesota May 19...made his Twins debut May 20 vs. Toronto, going 3-for-4 with a double, a home run and three RBI...reached safely in each of his first nine games with the Twins and in 26 of his first 27 from May 20 to June 17...walked 23 times in June, which tied for first in the American League for the month and tied for second in baseball...set a season high and tied his career high with four hits Sept. 18 at New York (NL)...hit .339 in 20 September games...batted .344 against left-handed pitching, which was third best in the AL and seventh best in baseball...ranked third in the AL in OPS (.828) among switch-hitters (min. 300 at-bats)...ranked third on club in walks (55)...set single-season career highs in home runs (11).

**2015**—Opened the year with Houston and appeared in two games during the club's opening series against Cleveland April 8 and 9...appeared in 17 games in left field and four in right field for the Astros...went 3-for-31 from April 19 to May 12 and was optioned to Triple-A Fresno May 12...spent the remainder of the season in Fresno and hit .303 off left-handers with a .797 OPS...hit .281 in the Pacific Coast League playoffs with five runs, a double and three RBI in nine games for the Triple-A champions, who beat Columbus, 7-0, in the finals.

**2014**—Made his first career Opening Day roster with Houston, starting in left field on April 1 vs. New York (AL)...saw time at all three outfield spots (67 games in left, six in center, 32 in right)...appeared in 103 games over three stints in the majors...his 13.0 percent walk rate ranked seventh in the AL (min. 400 PA)...knocked a career-high four hits with a double, homer, two RBI and a run scored on July 9 at Texas...batted .307 with five doubles and a .367 OBP over 23 games in the month of September...hit safely in 17 of his last 18 games.

**2013**—Made his Major League debut with the Astros April 24, going 2-for-5 with two doubles and a run...recorded his first ML hit in his second plate appearance...became just the second player in franchise history to hit two doubles in his ML debut (also James Mouton on April 4, 1994)...saw time at all three outfield spots (45 games in left, 29 in center, two in right) with Houston...owned the club's longest hitting streak of the season after hitting in 14 straight games from August 13 to 27...it marked the second-longest hitting streak of the season by an American League rookie, behind Jose Iglesias' 18-game streak...suffered a strained right oblique on Sept. 3 vs. Minnesota and missed the final 24 games of the season, but was not placed on the DL...hit his first Major League homer on July 31 at Baltimore...ranked by ESPN.com as Houston's No. 7 prospect entering the season.

**2012**—Began the year with Altoona in the Pirates organization...was traded to the Astros on July 24 along with left-handed pitchers Colton Cain and Rudy Owens in exchange for left-handed pitcher Wandy Rodriguez...posted a combined .266 average with 28 doubles, 10 homers, 13 stolen bases and a .376 on-base percentage in 131 games between Double-A Altoona (95 games) and Double-A Corpus Christi (36 games)...entered the season ranked by *Baseball America* as the eighth-best prospect with the best strike zone discipline in the Pirates system.

**2011**—Was named Pittsburgh's Minor League Player of the Year after spending the entire season in Single-A Bradenton...hit .294 with an .869 OPS...led all of minor league baseball in runs (127) and walks (104) and tied for fifth in the Florida State League in doubles (34) and hits (144)...became the first minor league player since Nick Swisher in 2004 to score at least 100 runs and walk at least 100 times...scored the most runs by any minor league player since 2005...was a Florida State League Postseason All-Star and an MiLB.com Organization All-Star...reached base safely in a Florida State League-high 42 straight games from July 3-Aug. 18...played in the Arizona Fall League following the conclusion of the season...hit .375 with seven homers and a 1.097 OPS in 26 games for the Mesa Solar Sox...played in the AFL Rising Stars Game and was named to the AFL All-Prospect team.

**2010**—Spent the entire season at Single-A Bradenton where he hit .245 with four home runs and 50 RBI in 125 games...ranked second in the Florida State League in walks (66) and tied for third in runs (84)...appeared in 70 games in right field, 40 in center field and 15 in left field...went 3-for-10 (.300) with two walks and a RBI in three postseason games.

**2009**—Batted .266 with five home runs and 42 RBI in 116 games with West Virginia...ranked second in the South Atlantic League in walks (83) and third in runs (83)...appeared in 82 games in center field and 31 in left field...reached base safely in 28 consecutive games from June 6 to July 13...went 5-for-6 with a double, triple and five RBI June 18 at Hickory.

**2008**—Was drafted by Pittsburgh in the sixth round and did not sign until Aug. 14...made his professional debut with the Pirates affiliate in the Gulf Coast Rookie League and went 3-for-16 (.188) with four walks (.381 on-base percentage) in five games.

## PERSONAL/MISCELLANEOUS

Robert Edward Grossman was originally signed by Pirates signed by scout Mike Leuzinger...grew up in Cypress, Tex. and graduated from Cy-Fair High School in 2008...was a Rawlings First-Team All-American in 2008 and a member of the USA Baseball Junior National Team in 2007...also played football as a freshman and sophomore...signed a national letter of intent to play baseball at the University of Texas, but ultimately signed with the Pirates after getting selected by the club in the sixth round of the 2008 First-Year Player Draft...was ranked by *Baseball America* as the 49th-best prospect in the country entering the draft.

## LIFETIME PLAYING RECORD

| Year                       | Club           | AVG.        | G          | AB          | R          | H          | 2B         | 3B       | HR        | RBI        | SH        | SF        | HP        | BB         | SO         | SB        | CS        | SLG         | OBP         | E         |
|----------------------------|----------------|-------------|------------|-------------|------------|------------|------------|----------|-----------|------------|-----------|-----------|-----------|------------|------------|-----------|-----------|-------------|-------------|-----------|
| 2008                       | GCL Pirates    | .188        | 5          | 16          | 3          | 3          | 1          | 0        | 0         | 1          | 0         | 0         | 1         | 4          | 7          | 1         | 0         | .250        | .381        | 0         |
| 2009                       | West Virginia  | .266        | 116        | 451         | 83         | 120        | 21         | 2        | 5         | 42         | 7         | 0         | 2         | 75         | 164        | 35        | 12        | .355        | .373        | 5         |
| 2010                       | Bradenton      | .245        | 125        | 470         | 84         | 115        | 29         | 3        | 4         | 50         | 12        | 6         | 8         | 66         | 118        | 15        | 8         | .345        | .344        | 5         |
| 2011                       | Bradenton      | .294        | 134        | 490         | 127        | 144        | 34         | 2        | 13        | 56         | 9         | 7         | 6         | 104        | 111        | 24        | 10        | .451        | .418        | 7         |
| 2012                       | Altoona        | .266        | 95         | 350         | 59         | 93         | 20         | 4        | 7         | 36         | 4         | 0         | 4         | 59         | 78         | 9         | 10        | .406        | .378        | 2         |
|                            | Corpus Christi | .267        | 36         | 135         | 22         | 36         | 8          | 2        | 3         | 11         | 1         | 1         | 5         | 18         | 43         | 4         | 1         | .422        | .371        | 1         |
| 2013                       | Oklahoma City  | .281        | 70         | 253         | 42         | 71         | 11         | 2        | 2         | 20         | 7         | 1         | 1         | 48         | 66         | 15        | 8         | .364        | .396        | 2         |
|                            | HOUSTON        | .268        | 63         | 257         | 29         | 69         | 14         | 0        | 4         | 21         | 5         | 1         | 2         | 23         | 70         | 6         | 7         | .370        | .332        | 3         |
| 2014                       | Oklahoma City  | .337        | 44         | 175         | 30         | 59         | 16         | 0        | 4         | 15         | 0         | 0         | 2         | 22         | 38         | 10        | 8         | .497        | .417        | 0         |
|                            | HOUSTON        | .233        | 103        | 360         | 42         | 84         | 14         | 2        | 6         | 37         | 3         | 2         | 2         | 55         | 105        | 9         | 3         | .333        | .337        | 3         |
| 2015                       | HOUSTON        | .143        | 24         | 49          | 7          | 7          | 2          | 0        | 1         | 5          | 0         | 0         | 0         | 5          | 17         | 0         | 0         | .245        | .222        | 0         |
|                            | Fresno         | .254        | 93         | 347         | 54         | 88         | 16         | 1        | 5         | 37         | 1         | 4         | 1         | 55         | 85         | 14        | 8         | .349        | .354        | 0         |
| 2016                       | Columbus       | .256        | 34         | 117         | 14         | 30         | 5          | 0        | 6         | 13         | 1         | 0         | 0         | 21         | 25         | 3         | 1         | .370        | .370        | 0         |
|                            | Rochester      | .250        | 1          | 4           | 1          | 1          | 0          | 0        | 0         | 1          | 0         | 0         | 0         | 0          | 1          | 1         | 0         | .250        | .250        | 0         |
|                            | MINNESOTA      | .280        | 99         | 332         | 49         | 93         | 19         | 1        | 11        | 37         | 0         | 0         | 2         | 55         | 96         | 2         | 3         | .443        | .386        | 8         |
| 2017                       | Rochester      | .143        | 2          | 7           | 2          | 1          | 0          | 0        | 0         | 1          | 0         | 0         | 0         | 2          | 2          | 0         | 0         | .143        | .333        | 0         |
|                            | MINNESOTA      | .246        | 119        | 382         | 62         | 94         | 22         | 1        | 9         | 45         | 2         | 2         | 3         | 67         | 79         | 3         | 1         | .380        | .361        | 4         |
| 2018                       | MINNESOTA      | .273        | 129        | 396         | 50         | 108        | 27         | 1        | 5         | 48         | 2         | 5         | 2         | 60         | 83         | 0         | 1         | .367        | .384        | 3         |
|                            | Rochester      | .455        | 3          | 11          | 1          | 5          | 1          | 0        | 0         | 3          | 0         | 1         | 0         | 1          | 1          | 0         | 0         | .545        | .462        | 0         |
| 2019                       | OAKLAND        | .240        | 138        | 420         | 57         | 101        | 21         | 3        | 6         | 38         | 0         | 2         | 1         | 59         | 86         | 9         | 4         | .348        | .334        | 0         |
| <b>Major League Totals</b> |                | <b>.253</b> | <b>675</b> | <b>2196</b> | <b>296</b> | <b>556</b> | <b>119</b> | <b>8</b> | <b>42</b> | <b>231</b> | <b>12</b> | <b>12</b> | <b>12</b> | <b>324</b> | <b>536</b> | <b>29</b> | <b>19</b> | <b>.372</b> | <b>.351</b> | <b>21</b> |

## CAREER TRANSACTIONS

**2008** — Selected by the Pittsburgh Pirates in the 6th round of the First-Year Player Draft. **2012** — Traded to the Houston Astros with pitcher Rudy Owens and minor league pitcher Colton Cain for pitcher Wandy Rodriguez and cash, July 24. **2015** — Released, November 19; signed by the Cleveland Indians to a minor league contract, December 15. **2016** — Released, May 16; signed by the Minnesota Twins to a minor league contract, May 17. **2017** — On the disabled list, August 18 to September 4; included rehabilitation assignment to Rochester, September 3 to 4. **2018** — On the disabled list, August 6 to 18; included rehabilitation assignment to Rochester, August 16 to 18. Elected free agency (contract non-tender), November 30. **2019** — Signed by the Oakland Athletics, February 15.

## WILD CARD RECORD

| Year          | Club/Opp.   | AVG.        | G        | AB       | R        | H        | 2B       | 3B       | HR       | RBI      | SH       | SF       | HP       | BB       | SO       | SB       | CS       | SLG         | OBP         | E        |
|---------------|-------------|-------------|----------|----------|----------|----------|----------|----------|----------|----------|----------|----------|----------|----------|----------|----------|----------|-------------|-------------|----------|
| 2017          | MIN vs. NYY | .000        | 1        | 4        | 0        | 0        | 0        | 0        | 0        | 0        | 0        | 0        | 0        | 0        | 3        | 0        | 0        | .000        | .000        | 0        |
| 2019          | OAK vs. TB  | .500        | 1        | 4        | 0        | 2        | 0        | 0        | 0        | 0        | 0        | 0        | 0        | 1        | 0        | 0        | 0        | .500        | .500        | 0        |
| <b>Totals</b> |             | <b>.250</b> | <b>2</b> | <b>8</b> | <b>0</b> | <b>2</b> | <b>0</b> | <b>0</b> | <b>0</b> | <b>0</b> | <b>0</b> | <b>0</b> | <b>0</b> | <b>0</b> | <b>4</b> | <b>0</b> | <b>0</b> | <b>.250</b> | <b>.250</b> | <b>0</b> |

## GROSSMAN'S CAREER HIGHS

**Hits:** 4 (three times), last: June 5, 2019 at Los Angeles (AL)  
**Home Runs:** 1 (42 times), last: August 14, 2019 at San Francisco  
**Runs Batted In:** 4 (twice), last: July 2, 2018 at Milwaukee  
**Stolen Bases:** 2 (twice), last: July 30, 2019 vs. Milwaukee  
**Hitting Streak:** 14, August 13 to 27, 2013  
**Hitless Streak (At Bats):** 28, June 10 to July 8, 2014  
**Game Ending RBI:** 1, August 16 vs. Houston (single)  
**Grand Slams:** 1, July 2, 2018 at Milwaukee (Brent Suter)  
**Pinch-Hit Home Runs:** 1, April 26, 2019 at Toronto (Joe Biagini)  
**Inside-The-Park Home Runs:** None  
**Lead Off Home Runs:** 1, June 20, 2018 vs. Boston (David Price)

**CATCHER****Height/Weight:** 6-4 / 220**Bats/Throws:** Switch / Right**Birthdate:** June 27, 1995**Opening Day Age:** 24**Birthplace/Resides:** Buffalo, New York / Amherst, New York**Major League Service:** None**Obtained:** Acquired from Tampa Bay for Joey Wendle, December 19, 2017**Contract Status:** First year of a one-year contract through 2020**CAREER HIGHLIGHTS**

Has played for three different organizations in seven seasons as a professional and is a .250 career hitter with 36 home runs and 236 RBI in 517 games in the Baltimore (2013-16), Tampa Bay (2016-17) and Oakland (2018-19) farm systems...has appeared exclusively at catcher on defense in his career and has tossed out 178-of-494 (36.0%) attempted base stealers...was named to Mid-season All-Star teams in the California League in 2018 and the Carolina League in 2016...was originally selected by Baltimore in the fourth round of the 2013 draft, was traded to Tampa Bay at the 2016 trading deadline and dealt to Oakland following the 2017 season as the player to be named later in the Joey Wendle trade.

**2019 HIGHLIGHTS**

Began the year at Double-A Midland but was promoted to Las Vegas in June where he made his Triple-A debut...combined with both clubs to hit a career-high .310 with a career-high tying nine home runs and 53 RBI in 85 games...also had career highs in on-base percentage (.385), slugging percentage (.477) and OPS (.863)...batted .328 (76-for-232) with eight of his nine home runs against right-handed pitchers compared to .236 (13-for-55) against left-handers...hit .402 with runners in scoring position...six of his nine home runs came with the bases empty...was 0-for-8 with one RBI with the bases loaded...hit .326 in 70 games at night, .222 in 15 games during the day...batted .303 with a .387 on-base percentage when leading off an inning...appeared exclusively at catcher on defense where he made 65 starts...tossed out 26-of-50 (52.0%) attempted base stealers...also went 11-for-51 (.216) with four RBI in 14 games at designated hitter...hit in every spot in the order except first and second and saw his most action with 25 games batting fifth and 20 hitting ninth...played for Toros del Este in the Dominican Winter League following the season and hit .301 with 11 RBI in 20 games.

**MINORS:** Was Midland's Opening Day starter at catcher and went 1-for-9 over his first three games...then had his first of seven three-hit games April 8 at Amarillo and batted .324 with 14 RBI over his next 20 contests through May 9 to lift his overall batting average to .301...went 6-for-31 (.194) over a nine-game stretch from May 10 to 19 but hit .357 with three home runs and nine RBI over his next seven games through May 28...tossed out 10-of-13 (76.9%) attempted base stealers over a 26-game span from May 19 to July 4...was batting .285 with four home runs and 31 RBI in 45 games with the RockHounds when he was promoted to Las Vegas June 9...went 19-for-38 (.500) with three home runs and 11 RBI over his first 13 games with the Aviators...drove in a season-high four runs June 21 against Sacramento...had a season-best 10-game hitting streak from June 23 to July 6 (15-for-35, .429)...batted .400 with three home runs and 16 RBI in 20 games in June...was hitting .397 in 26 games with Las Vegas when he was placed on the injured list July 20 with a strained left thigh...was reinstated Aug. 5 and went 7-for-28 (.250) in four games before he was transferred to Midland Aug. 21...hit .250 (4-for-16) with a home run, three RBI and three walks over his final five games with the RockHounds and was sent back to Las Vegas Sept. 3 for the postseason...batted .316 (6-for-19) with four runs, two doubles, a home run, four RBI and two walks while appearing in all five games of the Pacific Coast League Semifinals against Sacramento (three at designated hitter, two at catcher).

## CAREER

**2018**—Spent most of the season at Single-A Stockton where he batted .292 with seven home runs and 49 RBI in 80 games...was promoted to Double-A Midland July 10 and hit .182 with a home run and 11 RBI in 39 games with the RockHounds...combined for a .258 batting average, eight home runs and 60 RBI in a career-high 119 games in his sixth professional season, his first in the A's organization...also had career highs in runs (57), hits (116), doubles (25), extra base hits (34), walks (39), at bats (449) and strikeouts (82) and matched his best in triples (1) and stolen bases (3)...tied for ninth in the A's farm system in RBI (60)...was named to the California League Midseason All-Star Team...batted .261 against right-handed pitching compared to .250 against left-handers...hit .301 with runners in scoring position, including .363 while playing for Stockton...appeared exclusively at catcher on defense where he played in 93 games...committed five errors for a .995 fielding percentage...tossed out 36-of-108 (33.3%) attempted base stealers...also batted .252 in 26 games as the designated hitter and was 0-for-1 as a pinch hitter...hit in every spot in the order except leadoff and saw his most extensive action with 54 games in the clean-up spot...had a 19-game hitting streak from April 20 to May 12, which tied for third longest in the CL...went 34-for-83 (.410) with 18 RBI during the streak to boost his average to .328...had two-double games on May 5 against Inland Empire and May 8 at Visalia...drove in a season-high four runs in the latter contest and had a RBI in five straight games from May 8 to 12 (11 RBI total)...stole all three of his bases over an 11-game span from May 11 to 22...went 16-for-36 (.444) with eight runs, six doubles, three home runs and nine RBI during a nine-game hitting streak from May 28 to June 7...drilled a season-high three doubles June 2 at Visalia...hit two home runs June 5 at San Jose...started for the North in the Cal League All-Star Game on June 19 at Lancaster and went 2-for-3 with a RBI...batted .349 with four of his eight home runs in 22 games in June...equaled his season high with four RBI July 6 at Inland Empire...was tied for sixth in the CL in RBI (49) and tied for eighth in hits (91) and doubles (21) when he was promoted to Midland July 10...drew a season-high three walks Aug. 11 at Arkansas.

**2017**—Spent most of the season at Single-A Bowling Green where he hit .268 with nine home runs and 53 RBI in 77 games...was promoted to Single-A Charlotte of the Florida State League Aug. 2 and hit .218 with eight RBI in 16 games with the Stone Crabs...combined with both clubs for a .260 average, nine home runs and 61 RBI in 93 games...the home runs and RBI were career highs...batted .306 against left-handed pitching compared to .239 against right-handers...hit .310 with seven of his nine home runs with runners on base...hit eight of his nine home runs and collected 38 of his 61 RBI in the sixth inning or later...batted .385 in the ninth inning...appeared exclusively at catcher on defense where he tossed out 30-of-67 (44.8%) attempted base stealers in 76 games...also hit .246 in 17 games as the designated hitter and was 0-for-1 as a pinch hitter...hit in each of the bottom six spots in the order and saw his most playing time with 40 games batting fifth...went 3-for-5 with a pair of doubles in his second game of the season April 8 at Fort Worth...it was his first of seven three-hit games and his first of three two-double contests...had a grand slam and a season-high four RBI May 11 against Cedar Rapids...then had two home runs and another four-RBI game two days later against the Kernels...hit safely in each of his final eight games with Bowling Green from July 22 to Aug. 1...went 16-for-33 (.485) with four doubles, a triple, home run and 11 RBI during the streak...drove in a run in each of the final six games of the streak and had five straight multiple hit games from July 27 to 31 (13-for-19, .684)...hit .359 in 21 games in July...was moved up to Charlotte Aug. 2...hit .308 with all eight of his RBI over the final eight games beginning Aug. 18...matched his season-high with four RBI Aug. 31 against Bradenton.

**2016**—Began the season with Single-A Frederick in the Baltimore organization but finished it with Single-A Charlotte in the Tampa Bay organization...was traded to the Rays for infielder Steve Pearce Aug. 1...combined with both clubs to hit .217 with eight home runs and 33 RBI in 102 games...was named to the Carolina League Midseason All-Star team...batted .242 with four home runs in 91 at bats against left-handed pitchers compared to .208 with four home runs in 245 at bats against right-handers...appeared exclusively at catcher on defense (84 games) and tossed out 32-of-101 (31.7%) attempted base stealers...including 28-of-90 (31.1%) with Frederick, which was the best percentage in the CL...also hit .170 in 16 games as the designated hitter and was 2-for-4 (.500) as a pinch hitter...hit in every spot in the order except first and fourth and saw his most action with 70 games in the seven spot...hit four of his eight home runs and had 13



of his 33 RBI in 22 games in May...started at catcher for the Carolina League in the All-Star Game against the California League on June 21 at Lake Elsinore and went 1-for-3...hit safely in each of his final eight games beginning Aug. 14, his longest hitting streak of the season...went 8-for-26 (.308) during the streak.

**2015**—Was limited to 45 games after spending three months on the disabled list with a sprained left foot...hit .248 with a home run and 16 RBI in 43 games with Single-A Delmarva and also went 2-for-6 (.333) on a two-game rehab assignment with the Orioles affiliate in the Gulf Coast Rookie League...batted .252 overall...hit .315 against left-handed pitching, .218 against right-handers...batted .385 in 11 day games...did not commit an error in 36 games behind the plate...tossed out 13-of-49 (26.5%) attempted base stealers...batted .313 over his first 14 games through April 28...was batting .258 when he was placed on the disabled list May 27 with a sprained left foot...was sent to the GCL Orioles for a rehab assignment Aug. 28 and was reinstated Aug. 31...went 5-for-25 (.200) in seven games following his return...was ranked by *Baseball America* as the Best Defensive Catcher and the No. 15 prospect in the Orioles organization following the season.

**2014**—Started and ended the season at Aberdeen, with six weeks with the Gulf Coast Orioles in between...combined to hit .196 with a home run and seven RBI in 46 games...batted .234 against left-handed pitchers, .178 against right-handers...threw out 29-of-87 (33.3%) potential base stealers...led GCL catchers in assists (34) and double plays (5)...hit his first professional home run June 19 at Staten Island...was batting .167 in eight games with Aberdeen when he was transferred to the GCL Orioles July 7...hit .244 in 26 games, including an eight-game hitting streak from Aug. 5 to 16 (9-for-26, .346) before he was sent back to Aberdeen Aug. 18

**2013**—Made his professional debut with Orioles affiliate in the Gulf Coast Rookie League and hit .185 with four RBI in 27 games...hit .211 against right-handed pitchers, .125 against left-handers...tossed out 12-of-32 (37.5%) attempted base stealers...went 1-for-2 with a RBI July 13 against the Rays for his first professional hit and RBI.

## PERSONAL/MISCELLANEOUS


Jonah Nathan Heim was originally signed by Baltimore scout Kirk Fredriksson...graduated from Amherst (NY) High School...hit .522/.614/.836 as a senior...originally committed to Michigan State University before signing with the Orioles.

### LIFETIME PLAYING RECORD

| Year                       | Club          | AVG.        | G          | AB          | R          | H          | 2B         | 3B       | HR        | RBI        | SH       | SF        | HP       | BB         | SO         | SB        | CS       | SLG         | OBP         | E         |
|----------------------------|---------------|-------------|------------|-------------|------------|------------|------------|----------|-----------|------------|----------|-----------|----------|------------|------------|-----------|----------|-------------|-------------|-----------|
| 2013                       | GCL Orioles   | .185        | 27         | 81          | 8          | 15         | 5          | 0        | 0         | 4          | 0        | 0         | 0        | 10         | 13         | 1         | 1        | .247        | .275        | 0         |
| 2014                       | Aberdeen      | .143        | 20         | 70          | 2          | 10         | 2          | 0        | 1         | 2          | 0        | 1         | 0        | 2          | 15         | 0         | 0        | .214        | .164        | 4         |
|                            | GCL Orioles   | .244        | 26         | 78          | 8          | 19         | 9          | 0        | 0         | 5          | 1        | 0         | 1        | 6          | 9          | 3         | 0        | .359        | .306        | 0         |
| 2015                       | Delmarva      | .248        | 43         | 149         | 13         | 37         | 8          | 1        | 1         | 16         | 0        | 1         | 1        | 6          | 26         | 0         | 0        | .336        | .280        | 0         |
|                            | GCL Orioles   | .333        | 2          | 6           | 2          | 2          | 1          | 0        | 0         | 2          | 0        | 0         | 0        | 1          | 0          | 0         | 0        | .500        | .429        | 0         |
| 2016                       | Frederick     | .216        | 88         | 291         | 30         | 63         | 14         | 1        | 7         | 30         | 2        | 1         | 2        | 33         | 51         | 2         | 0        | .344        | .300        | 8         |
|                            | Charlotte     | .222        | 14         | 45          | 4          | 10         | 1          | 0        | 1         | 3          | 0        | 0         | 0        | 2          | 11         | 0         | 0        | .311        | .255        | 3         |
| 2017                       | Bowling Green | .268        | 77         | 291         | 45         | 78         | 17         | 1        | 9         | 53         | 0        | 3         | 0        | 27         | 57         | 0         | 1        | .426        | .327        | 7         |
|                            | Charlotte     | .218        | 16         | 55          | 3          | 12         | 3          | 0        | 0         | 8          | 0        | 2         | 1        | 3          | 17         | 1         | 0        | .273        | .262        | 2         |
| 2018                       | Stockton      | .292        | 80         | 312         | 41         | 91         | 21         | 1        | 7         | 49         | 0        | 4         | 3        | 29         | 60         | 3         | 1        | .433        | .353        | 2         |
|                            | Midland       | .182        | 39         | 137         | 16         | 25         | 4          | 0        | 1         | 11         | 3        | 3         | 1        | 10         | 22         | 0         | 0        | .234        | .238        | 3         |
| 2019                       | Midland       | .282        | 50         | 181         | 20         | 51         | 12         | 0        | 5         | 34         | 0        | 1         | 2        | 24         | 27         | 0         | 1        | .431        | .370        | 2         |
|                            | Las Vegas     | .358        | 35         | 106         | 22         | 38         | 9          | 0        | 4         | 19         | 0        | 2         | 0        | 11         | 18         | 0         | 0        | .557        | .412        | 2         |
| <b>Minor League Totals</b> |               | <b>.250</b> | <b>517</b> | <b>1802</b> | <b>214</b> | <b>451</b> | <b>106</b> | <b>4</b> | <b>36</b> | <b>236</b> | <b>6</b> | <b>11</b> | <b>8</b> | <b>164</b> | <b>326</b> | <b>10</b> | <b>4</b> | <b>.373</b> | <b>.314</b> | <b>33</b> |

### CAREER TRANSACTIONS

**2013** — Selected by the Baltimore Orioles organization in the 4th round of the First-Year Player Draft. **2016** — Traded to the Tampa Bay Rays for infielder Steve Pearce, August 1. **2017** — Traded to the Oakland Athletics as the PTBNL in the December 11 deal in which the A's sent infielder Joey Wendle to Tampa Bay, December 19.

**RIGHT-HANDED PITCHER****Height/Weight:** 6-0 / 230**Bats/Throws:** Right / Right**Birthdate:** February 10, 1989**Opening Day Age:** 31**Birthplace/Resides:** Perth, Australia / Fort Myers, Florida**Major League Service:** 5 years, 164 days**Obtained:** Acquired from Toronto for Jesse Chavez, November 20, 2015**Contract Status:** First year of a one-year contract through 2020**CAREER HIGHLIGHTS**

Completed his ninth Major League season in 2019 and is 16-26 with 26 saves and a 4.22 ERA in 320 games, including 44 starts, with Minnesota (2011-13), Toronto (2014, 15), Kansas City (2014) and Oakland (2016-19)...his saves and strikeouts (489) are second most in Major League history by an Australian-born pitcher to Grant Balfour (571 strikeouts, 84 saves)...had 34 starts and five relief appearances over his first four seasons and then pitched exclusively in relief from 2015-17 (181 appearances)...has pitched in 100 games over the last two years, including 10 starts as the A's opener...has 364 strikeouts in 302.1 innings over the last five years (10.84 per nine innings) after fanning 123 in 188.2 innings over his first four seasons (5.87 per nine innings)...was named to his first American League All-Star team in 2019...was named to the World Team in the All-Star Futures game in 2010 and 2011...pitched for Australia in the World Baseball Classic in 2009.

**2019 HIGHLIGHTS**

Began the season as a set-up man and occasional opener but took over the closer role after Blake Treinen went on the injured list retroactive to June 21...saved a Major League-leading 25 games over that span after tallying just one save over his first 279 career appearances...led the A's and ranked seventh in the American League in saves...was 4-4 with a career-low 1.80 ERA in a career-high 75 appearances overall...also had career lows in opponents batting average (.201), on-base percentage (.255), slugging percentage (.309) and OPS (.564)...struck out a career-high 124 batters in 85.0 innings and his average of 13.13 strikeouts per nine innings was the highest in Athletics history among pitchers with eight or more innings pitched...122 of his strikeouts came as a reliever, which set an Athletics record for strikeouts by a reliever, breaking the mark of 115 set by Rollie Fingers in 1975...ranked second among Major League relievers in strikeouts in 2019 (Hader, MIL 138)...was named to his first AL All-Star team...set a record for strikeouts by an Australian-born pitcher, breaking the previous mark of 111 set by Damian Moss in 2002...his saves were second most to Grant Balfour, who had 38 in 2013, also with the A's...his 1.80 ERA was second lowest in Athletics history among pitchers with 80 or more innings pitched since the earned run became an official stat in 1913 (Treinen, 0.78 ERA in 2018)...using the same minimum, his .564 OPS was ninth lowest in Oakland history and his .255 on-base percentage ranked 10th...ranked third in the AL in games pitched (75)...ranked second among AL relievers in ERA (1.63), fourth in strikeout-to-walk ratio (6.42), tied for fourth in innings pitched (83.0), seventh in on-base percentage (.247), eighth in OPS (.554) and slugging percentage (.307) and 10th in fewest home runs per nine innings (0.54)...five of his 21 walks were intentional, which tied for third most among all AL pitchers...his opponents batting average broke down to .145 (22-for-152) against right-handed hitters compared to .257 (39-for-152) with four of his five home runs against left-handers...had a .280 average against righties over the previous three years...four of his five home runs were solo shots...yielded a .190 average with runners in scoring position and has a .199 opponents average with RISP over the last two years...converted 25-of-32 (78.1%) save opportunities, which was fourth lowest in the AL...his seven blown saves tied for fourth...first batters faced hit .203 but he issued just six walks (.274 on-base percentage) and allowed two extra base hits, both doubles (.234 slugging percentage)...tied for second in the AL in first batter strikeouts (29) and ranked ninth in slugging...the strikeouts were the most in Oakland

**MOST STRIKEOUTS, ATHLETICS RELIEVER**

|     |                         |
|-----|-------------------------|
| 122 | Liam Hendriks (2019)    |
| 115 | Rollie Fingers (1975)   |
| 113 | Rollie Fingers (1976)   |
| 113 | Rollie Fingers (1972)   |
| 105 | Dennis Eckersley (1987) |

history, topping the 27 by Treinen in 2018...allowed 16-of-40 (40.0%) inherited runners to score... compiled a 1.15 ERA and .168 opponents batting average in 49 night games compared to a 2.97 ERA and .254 opponents average in 26 appearances during the day...posted a 1.59 ERA and .179 opponents batting average in 39 home games and now has a 1.56 ERA and .195 opponents average in 49 games in the Coliseum over the last two years...had a 1.22 ERA in 42 games before the All-Star Break, a 2.70 ERA in 33 games after the break...held the opponents' number three hitter to a .094 batting average...had no decisions, a 9.00 ERA and .375 opponents average in his two starts as an opener (one A's win, one loss)...is 0-1 with a 3.38 ERA (4 er in 10.2 ip) in 10 starts as the opener over the last two years and the A's are 5-5 in those games...posted a 0.84 ERA in 10 interleague appearances and tied for sixth in the majors with four saves.

**OAKLAND:** Began the season as a set-up man and posted a 2.40 ERA while allowing 7-of-10 (70.0%) inherited runners to score over his first 12 games through April 27...tossed a season-high 2.1 scoreless innings April 30 at Boston to begin what was then a career-high 15.2-inning scoreless streak that ran through May 28...made his first start as the A's "opener" on May 11 against Cleveland and tossed a scoreless inning in the A's 3-2 victory...his second appearance as opener came on May 29 against Los Angeles (AL) when he allowed two runs in a no decision in the A's 12-7 loss...that began a four-game stretch where he allowed three runs in 4.1 innings through June 5...then had a career-high and A's season-high 20.2-inning scoreless streak from June 6 to July 20...recorded a strikeout in 27 consecutive games from June 8 to Aug. 15 (53 so in 29.0 ip, 16.45 per nine innings), which was the longest streak by an A's reliever since at least 1908... topped the previous mark of 26 by Keith Foulke (June 18-Aug. 16, 2003)...walked 16 batters over his first 28 games and 35.1 innings through June 6 (4.08 per nine innings)...then issued just five free passes over his final 47 games and 49.2 innings (0.91 per nine innings)...went 39 consecutive games from June 8 to Sept. 11 (42.0 ip) without an unintentional walk...moved into the closer role when Treinen went on the injured list retroactive to June 21 and converted each of his first eight save opportunities from June 22 to July 20...did not allow a run over that 12-game stretch (13.1 ip, 9 h, 1 bb, 21 so)...was named AL Reliever of the Month for June after going 1-0 with two saves and a 0.60 ERA in 14 relief appearances...allowed just one run in 15.0 innings while striking out 22...it was his first career Reliever of the Month award...was named to his first AL All-Star team as a replacement for Tampa Bay's Charlie Morton...pitched the sixth inning in the All-Star Game on July 9 in Cleveland (1.0 ip, 1 h, 1 r, 1 er, 0 bb, 3 so, 1 hr)...the three strikeouts were the most by an Athletic in an All-Star Game since Jay Howell also had three in 1987...had a loss, a save and three blown saves over a four-game stretch from July 21 to 30, allowing four runs on eight hits in 3.2 innings...then had an 11.1-inning scoreless streak from Aug. 1 to 29, his third scoreless streak of 10 or more innings in 2019...converted all eight of his save opportunities over that span...made his 300th career appearance Aug. 14 at San Francisco and tossed 1.1 scoreless innings for the save...struck out a season-high five batters in 1.2 innings Aug. 29 at Kansas City... was a perfect 8-for-8 in save opportunities in 11 outings in August and allowed just one run for a 0.73 ERA...did not walk a batter and struck out 23 in 12.1 innings...tied for second in the AL in saves...also had eight saves in September, which was second in the AL...however, had three losses, three blown saves and a 3.38 ERA, which was his highest single-month ERA of 2019...retired the side in order in the ninth inning of the A's 5-1 loss to Tampa Bay in the AL Wild Card game on Oct. 2 at Oakland.

## CAREER

**2018**—Was on the A's Opening Day roster and compiled a 7.36 ERA and .362 opponents batting average in 13 relief appearances before he was outrighted off the 40-man roster July 2...returned to Oakland Sept. 1 when rosters expanded and was used primarily as the A's "opener" the rest of the season...went 0-1 with a 1.38 and .178 opponents batting average in 12 games, including eight starts, in September...was 0-1 with a 4.13 ERA in 25 games overall...missed nearly two months of the season with a strained groin and also spent two months in the minors...walked 10 batters in 24.0 innings and his average of 3.75 walks per nine innings was a career high...yielded a .272 opponents batting average, including .184 against left-handed hitters compared to .333 against right-handers...surrendered two of his three home runs to lefties...was 0-1 with a 2.08 ERA and .188 opponents batting average in his eight starts and the A's were 4-4 in those games... had a 5.28 ERA and .317 opponents average in his 17 relief appearances...did not allow a run in the first inning (8.0 ip, 5 h, 2 bb, 6 so)...allowed 4-of-11 (36.4%) inherited runners to score...first

## AUSTRALIAN SINGLE SEASON BESTS

### STRIKEOUTS

|     |                            |
|-----|----------------------------|
| 124 | Liam Hendriks, OAK (2019)  |
| 111 | Damian Moss, ATL (2002)    |
| 91  | Luke Prokopec, LAD (2001)  |
| 82  | Grant Balfour, TB (2008)   |
| 79  | Damian Moss, SF/BAL (2003) |

### SAVES

|    |                              |
|----|------------------------------|
| 38 | Grant Balfour, OAK (2013)    |
| 25 | Liam Hendriks, OAK (2019)    |
| 24 | Grant Balfour, OAK (2012)    |
| 12 | Grant Balfour, TB (2014)     |
| 5  | Graeme Lloyd, MON/FLA (2002) |

batters faced were 6-for-15 (.400) with a walk (.412 on-base percentage), double and homer (.667 slugging percentage) in his relief appearances...allowed a .130 batting average with runners in scoring position...compiled a 1.88 ERA and .231 opponents batting average in 12 games in Oakland and did not allow a home run in 14.1 innings...had a 7.45 ERA, .325 opponents average and all three of his home runs over 9.2 innings in 13 games on the road...had a 3.06 ERA and issued all 10 of his walks in 18 night games...had a 7.11 ERA in seven day games...had a .303 batting average over his first 15 pitches in a game, .192 after that...allowed a .304 batting average with two strikes...opponents were successful in 5-of-6 (83.3%) stolen bases attempts with him on the mound...was on the A's Opening Day roster and logged a 9.00 ERA and .538 opponents batting average in six relief appearances while allowing 4-of-7 (57.1%) inherited runners to score before going on the disabled list April 14 with a strained right groin...was reinstated from the DL June 5...had a 6.75 ERA and .294 opponents batting average in seven games in June when he was designated for assignment June 25 when the A's added Edwin Jackson to the roster...was outrighted to Triple-A Nashville July 2 but returned to Oakland when rosters expanded on Sept. 1...was used as an "opener" following his return as he went 0-1 with a 1.38 ERA and .178 opponents batting average in 12 games, including eight starts, in September...became the sixth pitcher in Oakland history to start eight games in a month, the first since Vida Blue in July of 1977...is the second to do it in September (Hunter, 1973)...his first start came on Sept. 1 against Seattle and he took the loss in an 8-7 decision (1.2 ip, 2 h, 2 r, 2 er, 1 bb, 1 so)...it was his first start since Sept. 16, 2014 against Chicago (AL)...then tossed exactly 1.0 inning in each of his final seven starts and did not allow a run (7.0 ip)...finished the season with an 11.1-inning scoreless streak overall...made three straight relief appearances from Sept. 23 to 26...matched his season high for innings pitched Sept. 23 against Minnesota when he tossed 2.0 scoreless innings of relief...was the "opener" in the Wild Card game at New York on Oct. 3 and took the loss after allowing a two-run home run to Judge in the first inning (1.0 ip, 1 h, 2 r, 2 er, 1 bb, 1 so)...went 4-1 with six saves and a 2.84 ERA in 23 games, including one start, with Nashville...struck out 43 batters in 25.1 innings, an average of 15.28 per nine innings...walked just four (1.42 per nine innings) for a strikeout-to-walk ratio of 10.75...surrendered just one home run...tied for seventh in the A's farm system in saves...allowed a .216 opponents batting average, including .205 against left-handed hitters compared to .224 against right-handers...opponents hit .295 with their lone home run with the bases empty, .151 with runners on base...had a .167 opponents average with runners in scoring position, including .077 with RISP and two outs...converted 6-of-7 (85.7%) save opportunities and stranded all four of his inherited runners...had a 0.68 ERA in the ninth inning...did not walk a batter in 20 of his 23 appearances and did not allow a run 19 times...first joined the Sounds on May 31 on a rehab assignment and pitched in two games before he was reinstated from the DL June 5...returned to Nashville after he was designated for assignment by Oakland June 25 and outrighted on July 2...did not allow a run 16 of his final 17 appearances (0.45 ERA)...had a 14-game, 16.1-inning scoreless streak from July 15 to Aug. 23...opponents went 11-for-59 (.186) with one walk during the streak...made his lone start on July 21 in the second game of a doubleheader against Oklahoma City and tossed a season-high 2.0 innings...was credited with five of his six saves over a six-game stretch from Aug. 7 to 23...struck out a season-high four batters in 2.0 innings Aug. 28 at New Orleans...was 2-1 with five saves, a 0.75 ERA and .159 opponents batting average in 11 relief appearances in the month of August.

**2017**—Was 4-2 with a save and a 4.22 ERA in 70 games...tossed 64.0 innings after pitching 64.2 innings in each of the previous two seasons...tied for eighth in the American League in games pitched...tied for eighth among AL relievers in runs allowed (34), ranked 10th in pitches (1164) and tied for 10th in earned runs (30)...logged a 5.40 ERA and .260 opponents batting average in 38 games before the All-Star Break...then posted a 2.63 ERA and .182 opponents average in 32 games after the break...his .229 opponents batting average broke down to .206 against left-handed hitters, .243 against right-handers...first batters faced hit .190 but he walked seven,

which tied for seventh most in the AL...allowed 8-of-37 (21.6%) inherited runners to score, which tied for the seventh lowest percentage in the AL...was 3-0 with a 2.33 ERA and .176 opponents batting average in 40 games at home compared to 1-2 with a 7.11 ERA and .299 opponents average in 30 games on the road...posted a 1.85 ERA and .186 opponents batting average in the seventh inning or earlier, a 7.92 ERA and .288 opponents average from the eighth inning on...yielded a .140 batting average with runners in scoring position and two outs...opponents were successful in 12-of-13 (92.3%) stolen bases attempts with him on the mound...the steals tied for the most in the AL and tied for second most in the majors among relievers...had a season-best nine-game, 11.0-inning scoreless streak from April 19 to May 10...had a .105 opponents batting average over that span and struck out 11 while walking just one...tossed a season-high 2.0 scoreless innings May 8 against Los Angeles (AL)...stranded each of his 10 inherited runners over a 26-game stretch from June 3 to July 31...walked three batters July 27 at Toronto, which are his most ever as a reliever...made the 200th appearance of his career Aug. 8 against Seattle...did not allow a run in 18 of his final 19 outings beginning Aug. 12...had a 0.53 ERA and .123 opponents batting average over that span...struck out 19 and walked just two in 17.0 innings...allowed just 1-of-14 (7.1%) inherited runners to score...committed the first error of his career Sept. 3 at Seattle, snapping a career-opening 208-game errorless streak...recorded the final two outs of the A's 3-2 win at Detroit Sept. 20 for the first save of his career.

**2016**—Compiled a 3.76 ERA and .270 opponents batting average in 53 relief appearances in his first season with the A's...had an 8.27 ERA and .394 opponents batting average in 11 games before going on the disabled list in early May with a strained right triceps...logged a 2.23 ERA and .222 opponents batting average in 42 games following his return from the DL...struck out 71 batters in 64.2 innings for the second consecutive season...walked just 14 (1.95 per nine innings) for a strikeout-to-walk ratio of 5.07...allowed just 5-of-34 (14.7%) inherited runners to score, which was the fourth-lowest mark in the American League...first batters faced hit .231 with one walk (.245 on-base percentage)...his opponents batting average included a .228 mark against left-handed hitters compared to .297 against right-handers...had a 2.15 ERA and .204 opponents batting average in 33 games after the All-Star Break...compiled a 1.80 ERA and .221 opponents batting average in 31 games at night...had a 0.93 ERA in nine games with no rest...opponents were successful in 10-of-11 (90.9%) stolen bases attempts of him and the 10 steals were fourth most among AL relievers...did not commit an error...tossed more than one inning in 24 of his 53 outings...logged a season-high 2.2 innings and retired all seven batters he faced in his first appearance as an Athletic April 5 against Chicago (AL)...made the 100th appearance of his career April 11 against Los Angeles (AL)...was placed on the 15-day DL May 10, retroactive to May 8, with a strained right triceps...made one rehab appearance with Single-A Stockton June 7 and three with Triple-A Nashville from June 10 to 16 before he was reinstated from the DL June 19...had a 2.70 ERA and .282 opponents batting average over his first eight games following his return...then compiled a 1.37 ERA and .155 opponents batting average over his next 16 games from July 6 to Aug. 15...posted a 1.23 ERA and .154 opponents batting average in 11 games in July...compiled a 1.38 ERA over his final 12 appearances beginning Sept. 5.

**2015**—Pitched exclusively in relief for the first time in his career and was 5-0 with a 2.92 ERA in 58 games with Toronto...the wins were a career high...issued 11 walks in 64.2 innings and his average of 1.53 walks per nine innings ranked eighth lowest among American League relievers...struck out 71 and his strikeout-to-walk ratio of 6.45 ranked fourth...also tied for ninth in wins...his opponents batting average included a .207 mark against right-handed hitters compared to .283 against left-handers...yielded a .134 batting average with two strikes...allowed 9-of-30 (30.0%) inherited runners to score...first batters faced hit .245 with a .310 on-base percentage...did not allow a run in 11 interleague games (11.2 ip)...logged a 1.75 ERA in 21 day games...tossed more than one inning in 19 of his 58 games, including two or more 10 times...never walked more than one batter in an outing...allowed just one home run over his final 45 games and 47.1 innings (Sept. 22 against New York-AL)...compiled a 0.87 ERA over a 26-game stretch from May 27 to Aug. 25 and did not allow a run in 24 of those contests...walked in his only plate appearance June 2 at Washington...did not allow a run in 11 games in June (13.0 ip) as part of a 14.1-inning scoreless streak dating back to May 31...had a 13.0-inning scoreless streak from July 22 to Aug. 25...surrendered just five hits during the second scoreless streak (.119 opponents average) and struck out 19 batters...retired each of the first 20 batters he faced after the All-Star Break...had no

decisions and a 5.40 ERA in three postseason appearances with Toronto...made his postseason debut in Game 2 of the ALDS against Texas (0.1 ip, 1 h)...pitched twice in the ALCS against Kansas City...allowed three runs in 0.1 innings in Game 3 but came back to pitch 4.1 scoreless innings the next day (1 h, 2 so)...it was the longest scoreless outing ever by a Blue Jay reliever during the postseason.

**2014**—Began the season at Triple-A Buffalo in the Toronto organization and finished it in the majors with Kansas City...combined for a 1-2 record, a 5.23 ERA and .290 opponents batting average in nine games, six starts, with the Blue Jays and Royals...was recalled by Toronto the first time May 23 and went 1-0 with a 2.31 ERA in two starts before he was optioned June 1...returned June 20 and started that day at Cincinnati...allowed six runs on six hits in 1.2 innings in a no decision and was optioned back to Buffalo following the game...was traded to Kansas City with Erik Kratz for Danny Valencia on July 28 and reported to Triple-A Omaha...was recalled by the Royals Aug. 27 and had a no decision that day against Minnesota, despite allowing just one run in 7.0 innings...was optioned to Northwest Arkansas the next day but returned Sept. 2 when the Nationals season ended...went 0-2 with a 6.57 ERA in five games, including two starts in September...combined for a 12-2 record and a 2.45 ERA in 23 minor league games, including 21 starts, with Buffalo and Omaha...led all Triple-A pitchers in ERA and tied for fourth in wins...struck out 126 batters and walked just 13 for a strikeout-to-walk ratio of 9.69...averaged 0.82 walks per nine innings...appeared in the Triple-A All-Star Game on July 16, earning Top Star honors with 2.0 scoreless innings...went 6-0 with a 1.82 ERA over his first 12 games, 10 starts...struck out 12 batters in 7.0 innings in his Omaha debut Aug. 1 against Memphis...went 4-1 with a 1.62 ERA in six starts for Aguilas Cibaenas in the Dominican Winter League following the season.

**2013**—Split his season between Minnesota and Triple-A Rochester...went 1-3 with a 6.85 ERA and .327 opponents batting average in 10 games, eight starts, over three stints with the Twins...was 4-8 with a 4.67 ERA and .294 opponents average in 16 starts with the Red Wings...was on the Opening Day roster with Minnesota and went 0-1 with a 4.66 ERA in two starts before he was optioned to Rochester April 13...returned to the Twins Aug. 9 as the 26th man for the doubleheader that day at Chicago (AL)...started the second game and had a no decision in a 3-2, 10-inning win...returned to Rochester following the game but joined Minnesota for good Aug. 24...went 1-2 with an 8.33 ERA over his final seven games, including five starts...tossed 6.0 innings of relief Sept. 21 at Oakland, his longest career outing as a reliever...then struck out eight batters in 4.2 innings of relief Sept. 27 against Cleveland, his most strikeouts as a starter or reliever...walked just 15 batters in 98.1 innings with the Red Wings, an average of 1.37 per nine innings...was on the disabled list from May 10 to June 18 with an inflamed right elbow...tossed a complete game June 30 at Syracuse but was the losing pitcher in a 2-0 loss...was claimed off waivers three times following the season: Dec. 13 by Chicago (NL), Dec. 23 by Baltimore and Feb. 21 by Toronto.

**2012**—Made the Twins Opening Day roster for first time in career and went 0-2 with a 9.00 ERA in four starts before being optioned to Triple-A Rochester May 7...named International League Pitcher of the Week June 4-10 after going 2-0 with a 0.00 ERA...pitched a seven inning complete game shutout June 4 vs. Columbus and then followed it up with 8.2 shutout innings and 10 strikeouts June 9 at Indianapolis...went 5-0 with a 1.94 ERA in seven starts for the Red Wings...was recalled by the Twins June 16...made four starts and was optioned back to Rochester July 3...posted a 23.0-inning scoreless streak at Rochester from June 4 to July 13...suffered his first Triple-A loss of the season July 23 at Durham after winning first seven decisions...recalled by the Twins Aug. 21...was 9-3 with a 2.20 ERA in 16 starts for the Wings at the time of recall...tossed his first Major League career complete game, allowing one run on three hits and six strikeouts, but was dealt the loss Aug. 27 vs. Seattle...earned his first ML win, allowing two runs on two hits in 6.0 innings with two walks and two strikeouts, Sept. 19 at Cleveland.

**2011**—Started the season with Double-A New Britain...was named Twins minor league Player of the Week June 4-10 after going 2-0 with a 0.69 ERA...struck out 10 and walked one in two starts (13.0 ip)...selected to pitch for World Team in the Futures Game July 10 at Chase Field in Arizona, allowing one run on two hits in 1.0 inning pitched...voted by fans as Eastern League All-Star...had his contract selected by Twins Sept. 6 and made his first career start that day against Chicago (AL), a loss (7.0 ip, 4 h, 3 r, 3 er, 3 bb, 4 so)...became 28th Australian-born player and 20th pitcher



to ever play in the Major Leagues...combined to go 12-6 with a 3.36 ERA in 25 games, including 24 starts, between Triple-A Rochester and New Britain...struck out 111 and walked just 21 in 139.1 innings...ranked second among all Twins minor leaguers in strikeouts...named the 10th annual Jim Rantz Award recipient as Twins minor league Pitcher of the Year...named as the right-handed starting pitcher on MiLB.com's 2011 Twins organizational All-Star team...ranked the seventh best prospect in the Twins organization.

**2010**—Started the season at Single-A Beloit and did not allow a run in his first three starts (17.0 ip)...was named Midwest League Player of the Week April 8...was promoted to Single-A Ft. Myers May 10...was named to the 2010 Futures All-Star Game but did not pitch due to appendectomy surgery...was on the disabled list from July 4 to Aug. 17...was ranked by *Baseball America* as the sixth best prospect in the Twins organization...pitched in the Australian Baseball League in off-season...threw 26.1 innings over eight appearances, including six starts.

**2009**—Made three starts for Rookie Elizabethton before being promoted to Single-A Beloit July 8...had a 1.96 ERA in his first three starts...did not allow a run in back-to-back starts Aug. 22 and 27, allowing just two hits over 13.0 innings...pitched in the World Baseball Classic for Team Australia...appeared in two games out of bullpen against Team Mexico.

**2008**—Spent the entire year on disabled list with a nerve injury.

**2007**—Started his professional career with the Gulf Coast League Twins...made 10 starts, including five without allowing a run...struck out a season-high 11 batters in 6.0 scoreless innings Aug. 18.

## PERSONAL/MISCELLANEOUS

Liam Johnson Hendriks was originally signed by Twins scout Howard Norsetter...is married, Kristi...is an avid animal supporter and makes regular visits to animal shelters...attended Sacred Heart College in Australia.

### LIFETIME PITCHING RECORD

| Year                       | Club         | W                         | L         | ERA         | G          | GS        | CG       | SHO      | SV        | IP           | H          | R          | ER         | HR        | HB        | BB         | IBB       | SO         | WP        | BK       |  |
|----------------------------|--------------|---------------------------|-----------|-------------|------------|-----------|----------|----------|-----------|--------------|------------|------------|------------|-----------|-----------|------------|-----------|------------|-----------|----------|--|
| 2007                       | GCL Twins    | 4                         | 2         | 2.05        | 10         | 10        | 0        | 0        | 0         | 44.0         | 41         | 14         | 10         | 2         | 1         | 11         | 0         | 52         | 0         | 0        |  |
| 2008                       | Elizabethton | (Injured — Did not pitch) |           |             |            |           |          |          |           |              |            |            |            |           |           |            |           |            |           |          |  |
| 2009                       | Elizabethton | 2                         | 0         | 3.71        | 3          | 3         | 0        | 0        | 0         | 17.0         | 19         | 8          | 7          | 0         | 0         | 1          | 0         | 13         | 0         | 0        |  |
|                            | Beloit       | 3                         | 5         | 3.51        | 11         | 11        | 0        | 0        | 0         | 66.2         | 73         | 34         | 26         | 3         | 2         | 15         | 0         | 62         | 5         | 1        |  |
| 2010                       | Beloit       | 2                         | 1         | 1.32        | 6          | 6         | 0        | 0        | 0         | 34.0         | 16         | 6          | 5          | 0         | 1         | 4          | 0         | 39         | 2         | 0        |  |
|                            | Fort Myers   | 6                         | 3         | 1.93        | 13         | 12        | 1        | 0        | 0         | 74.2         | 63         | 20         | 16         | 2         | 1         | 8          | 0         | 66         | 3         | 0        |  |
| 2011                       | New Britain  | 8                         | 2         | 2.70        | 16         | 15        | 2        | 0        | 0         | 90.0         | 85         | 30         | 27         | 5         | 3         | 18         | 1         | 81         | 0         | 0        |  |
|                            | Rochester    | 4                         | 4         | 4.56        | 9          | 9         | 0        | 0        | 0         | 49.1         | 52         | 26         | 25         | 0         | 2         | 3          | 0         | 30         | 1         | 1        |  |
|                            | MINNESOTA    | 0                         | 2         | 6.17        | 4          | 4         | 0        | 0        | 0         | 23.1         | 29         | 16         | 16         | 3         | 0         | 6          | 0         | 16         | 1         | 0        |  |
| 2012                       | MINNESOTA    | 1                         | 8         | 5.59        | 16         | 16        | 1        | 0        | 0         | 85.1         | 106        | 61         | 53         | 17        | 4         | 26         | 3         | 50         | 4         | 0        |  |
|                            | Rochester    | 9                         | 3         | 2.20        | 16         | 16        | 1        | 1        | 0         | 106.1        | 76         | 28         | 26         | 5         | 1         | 28         | 0         | 82         | 3         | 0        |  |
| 2013                       | MINNESOTA    | 1                         | 3         | 6.85        | 10         | 8         | 0        | 0        | 0         | 47.1         | 67         | 39         | 36         | 10        | 3         | 14         | 1         | 34         | 1         | 0        |  |
|                            | Rochester    | 4                         | 8         | 4.67        | 16         | 16        | 1        | 0        | 0         | 98.1         | 115        | 56         | 51         | 9         | 3         | 15         | 0         | 62         | 2         | 0        |  |
| 2014                       | Buffalo      | 8                         | 1         | 2.33        | 18         | 16        | 1        | 0        | 0         | 108.1        | 92         | 32         | 28         | 6         | 3         | 7          | 0         | 91         | 4         | 0        |  |
|                            | TORONTO      | 1                         | 0         | 6.08        | 3          | 3         | 0        | 0        | 0         | 13.1         | 12         | 9          | 9          | 3         | 2         | 4          | 0         | 8          | 0         | 0        |  |
|                            | Omaha        | 4                         | 1         | 2.83        | 5          | 5         | 0        | 0        | 0         | 35.0         | 33         | 13         | 11         | 1         | 0         | 6          | 0         | 35         | 0         | 0        |  |
|                            | KANSAS CITY  | 0                         | 2         | 4.66        | 6          | 3         | 0        | 0        | 0         | 19.1         | 26         | 12         | 10         | 0         | 1         | 3          | 0         | 15         | 1         | 0        |  |
| 2015                       | TORONTO      | 5                         | 0         | 2.92        | 58         | 0         | 0        | 0        | 0         | 64.2         | 59         | 23         | 21         | 3         | 2         | 11         | 1         | 71         | 4         | 0        |  |
| 2016                       | OAKLAND      | 0                         | 4         | 3.76        | 53         | 0         | 0        | 0        | 0         | 64.2         | 69         | 31         | 27         | 6         | 1         | 14         | 3         | 71         | 3         | 0        |  |
|                            | Stockton     | 0                         | 0         | 0.00        | 1          | 0         | 0        | 0        | 0         | 1.0          | 0          | 0          | 0          | 0         | 0         | 0          | 0         | 1          | 0         | 0        |  |
|                            | Nashville    | 0                         | 0         | 3.86        | 3          | 0         | 0        | 0        | 0         | 4.2          | 4          | 2          | 2          | 0         | 0         | 2          | 0         | 3          | 1         | 0        |  |
| 2017                       | OAKLAND      | 4                         | 2         | 4.22        | 70         | 0         | 0        | 0        | 1         | 64.0         | 57         | 34         | 30         | 7         | 0         | 23         | 0         | 78         | 6         | 0        |  |
| 2018                       | OAKLAND      | 0                         | 1         | 4.13        | 25         | 8         | 0        | 0        | 0         | 24.0         | 25         | 11         | 11         | 3         | 1         | 10         | 0         | 22         | 1         | 0        |  |
|                            | Nashville    | 4                         | 1         | 2.84        | 23         | 1         | 0        | 0        | 6         | 25.1         | 21         | 9          | 8          | 1         | 0         | 4          | 0         | 43         | 2         | 0        |  |
| 2019                       | OAKLAND      | 4                         | 4         | 1.80        | 75         | 2         | 0        | 0        | 25        | 85.0         | 61         | 18         | 17         | 5         | 2         | 21         | 5         | 124        | 7         | 0        |  |
| <b>Major League Totals</b> |              | <b>16</b>                 | <b>26</b> | <b>4.22</b> | <b>320</b> | <b>44</b> | <b>1</b> | <b>0</b> | <b>26</b> | <b>491.0</b> | <b>511</b> | <b>254</b> | <b>230</b> | <b>57</b> | <b>16</b> | <b>132</b> | <b>13</b> | <b>489</b> | <b>28</b> | <b>0</b> |  |



## CAREER TRANSACTIONS

**2007** — Signed by the Minnesota Twins as a non-drafted free agent, February 25. **2013** — Claimed off waivers by the Chicago Cubs, December 13. Claimed off waivers by the Baltimore Orioles, December 23. **2014** — Claimed off waivers by the Toronto Blue Jays, February 21. Traded to the Kansas City Royals with catcher Erik Kratz for infielder Danny Valencia, July 28. Traded to Toronto for minor league catcher Santiago Nassy, October 29. **2015** — Traded to the Oakland Athletics for pitcher Jesse Chavez, November 20. **2016** — On the disabled list, May 8 to June 18; included rehabilitation assignments to Stockton, June 7 to 9, and Nashville, June 10 to 18. **2018** — On the disabled list, April 14 to June 4; included rehabilitation assignment to Nashville, May 31 to June 4.

## WILD CARD RECORD

| Year          | Club/Opp.   | W        | L        | ERA         | G        | GS       | CG       | SHO      | SV       | IP         | H        | R        | ER       | HR       | HB       | BB       | IBB      | SO       | WP       | BK       |
|---------------|-------------|----------|----------|-------------|----------|----------|----------|----------|----------|------------|----------|----------|----------|----------|----------|----------|----------|----------|----------|----------|
| 2018          | OAK vs. NYY | 0        | 1        | 18.00       | 1        | 1        | 0        | 0        | 0        | 1.0        | 1        | 2        | 2        | 1        | 0        | 1        | 0        | 1        | 0        | 0        |
| 2019          | OAK vs. TB  | 0        | 0        | 0.00        | 1        | 0        | 0        | 0        | 0        | 1.0        | 0        | 0        | 0        | 0        | 0        | 0        | 0        | 1        | 0        | 0        |
| <b>Totals</b> |             | <b>0</b> | <b>1</b> | <b>9.00</b> | <b>2</b> | <b>1</b> | <b>0</b> | <b>0</b> | <b>0</b> | <b>2.0</b> | <b>1</b> | <b>2</b> | <b>2</b> | <b>1</b> | <b>0</b> | <b>1</b> | <b>0</b> | <b>2</b> | <b>0</b> | <b>0</b> |

## DIVISION SERIES RECORD

| Year | Club/Opp    | W | L | ERA  | G | GS | CG | SHO | SV | IP  | H | R | ER | HR | HB | BB | IBB | SO | WP | BK |
|------|-------------|---|---|------|---|----|----|-----|----|-----|---|---|----|----|----|----|-----|----|----|----|
| 2015 | TOR vs. TEX | 0 | 0 | 0.00 | 1 | 0  | 0  | 0   | 0  | 0.1 | 1 | 0 | 0  | 0  | 0  | 0  | 0   | 0  | 0  | 0  |

## LEAGUE CHAMPIONSHIP SERIES RECORD

| Year | Club/Opp   | W | L | ERA  | G | GS | CG | SHO | SV | IP  | H | R | ER | HR | HB | BB | IBB | SO | WP | BK |
|------|------------|---|---|------|---|----|----|-----|----|-----|---|---|----|----|----|----|-----|----|----|----|
| 2015 | TOR vs. KC | 0 | 0 | 5.79 | 2 | 0  | 0  | 0   | 0  | 4.2 | 4 | 3 | 3  | 0  | 0  | 0  | 0   | 2  | 0  | 0  |

## ALL-STAR GAME RECORD

| Year | Club/Site | W | L | ERA  | G | GS | CG | SHO | SV | IP  | H | R | ER | HR | HB | BB | IBB | SO | WP | BK |
|------|-----------|---|---|------|---|----|----|-----|----|-----|---|---|----|----|----|----|-----|----|----|----|
| 2019 | A.L./Cle. | 0 | 0 | 9.00 | 1 | 0  | 0  | 0   | 0  | 1.0 | 1 | 1 | 1  | 1  | 0  | 0  | 0   | 3  | 0  | 0  |

## WORLD BASEBALL CLASSIC RECORD

| Year | Club      | W | L | ERA   | G | GS | CG | SHO | SV | IP  | H | R | ER | HR | HB | BB | IBB | SO | WP | BK |
|------|-----------|---|---|-------|---|----|----|-----|----|-----|---|---|----|----|----|----|-----|----|----|----|
| 2009 | Australia | 0 | 0 | 10.80 | 2 | 0  | 0  | 0   | 0  | 1.2 | 3 | 2 | 2  | 0  | 0  | 1  | 0   | 1  | 0  | 0  |

## HENDRIKS' CAREER BESTS

**Low Hit Complete Game:** 3, August 27, 2012 vs. Seattle

**Innings Pitched:** 9.0, August 27, 2012 vs. Seattle. As reliever: 6.0, September 21, 2013 at Oakland

**Strikeouts:** 8, September 27, 2013 vs. Cleveland

**Pitches:** 108, September 7, 2012 vs. Cleveland. As reliever: 102, September 21, 2013 at Oakland

**Longest Winning Streak:** 5, June 7, 2015 to September 12, 2015

**Longest Losing Streak:** 9, September 6, 2011 to August 27, 2012

**Longest Scoreless Streak:** 20.2, June 6 to July 20, 2019

**RIGHT-HANDED PITCHER****Height/Weight:** 6-0 / 226**Birthdate:** March 22, 1996**Birthplace/Resides:** Conway, South Carolina / Conway, South Carolina**Major League Service:** None**Obtained:** Acquired from the Los Angeles Dodgers with Jharel Cotton and Frankie Montas for Josh Reddick and Rich Hill, August 1, 2016.**Contract Status:** First year of a one-year contract through 2020**Bats/Throws:** Left / Right**Opening Day Age:** 24**CAREER HIGHLIGHTS**

Was the Dodgers first round selection in the 2014 draft and was dealt to the A's at the 2016 trading deadline in the Josh Reddick/Rich Hill trade...is 36-31 with a 3.98 ERA (233 er in 526.1 ip) in 115 games, including 100 starts, in six professional seasons...has 538 strikeouts in 526.1 innings (9.20 per nine innings)...missed nearly the entire 2018 season with a rotator cuff injury...led the Texas League with 150 strikeouts in 2017...named to the Midwest League Midseason All-Star team in 2015...was rated as the A's sixth-best prospect by *Baseball America* following the 2016 season, the Dodgers fifth-best prospect following 2015 and the Dodgers fourth-best following 2014.

**2019 HIGHLIGHTS**

After missing most of the 2018 season with a shoulder injury, he spent nearly the entire season at Double-A Midland where he was 6-5 with a 3.31 ERA in 22 games, 16 starts...made his Triple-A debut with a start for Las Vegas on Aug. 31, a no decision, and had a 3.23 ERA overall in 23 games overall...allowed a .241 opponents batting average, including .216 (38-for-176) with three home runs against right-handed hitters compared to .273 (39-for-143) with seven home runs against left-handed hitters...eight of his 10 home runs allowed were solo shots...yielded a .224 average with runners in scoring position...opponents hit .183 with no home runs and three RBI with two outs...was 2-5 with a 3.26 ERA in his 17 starting assignments and 4-0 with a 3.15 ERA in six relief appearances...tossed three innings or fewer in each of his first 10 outings and four innings or fewer in each of his first 14...then lasted more than four innings in eight of his final nine appearances...never pitched more than 5.0 innings.

**MINORS:** Logged 3.0 scoreless innings in his first start on April 7 at Frisco but then had season highs in walks (4) and hits (7) while allowing five runs in a season-low 2.2 innings in a 9-8 loss to Frisco April 12...was 1-1 with a 5.19 ERA in three games when he was placed on the injured list May 1 with right shoulder impingement syndrome...was reinstated May 22 and went 2-1 with a 1.86 ERA and .235 opponents batting average over his first nine games following his return...finished June with a 2-0 record and a 1.42 ERA in six games (three starts) and did not allow a home run in 19.0 innings...had seven starts and six relief appearances over his first 13 games through July 8 and was 4-2 with a 2.81 ERA...then started in each of his final 10 outings beginning July 13 and went 2-3 with a 3.63 ERA...equalled his season high with four walks July 13 against Corpus Christi...that began a five-start stretch where he went 1-2 with a 6.53 ERA...tossed a season-high 5.0 scoreless innings July 18 at Arkansas but had a no decision in a 2-1 RockHounds win...it was his first of six outings of 5.0 innings...tossed a season-high 76 pitches July 24 against Arkansas (matched on Aug. 21 against Northwest Arkansas)...allowed a season-high three home runs July 29 against Tulsa...yielded a season-high seven runs in a season-low tying 2.2 innings in a 10-3 loss at Corpus Christi Aug. 4...struck out a career-high tying nine batters in 5.0 scoreless innings on Aug. 9 against Corpus Christi, but had a no decision in Midland's 3-2, 10-inning win...that began a three-start stretch where he did not allow a run (15.0 ip, 11 h, 2 bb, 20 so)...was promoted to Las Vegas Aug. 31 and started and had a no decision that day against Tacoma (4.2 ip, 6 h, 1 r, 1 er, 1 bb, 5 so)...made one postseason start for the Aviators in Game 4 of the Pacific Coast League Semifinals on Sept. 7 against Sacramento...was the losing pitcher in a 5-3 loss (4.1 ip, 6 h, 3 r, 3 er, 5 so, 1 hr).

## CAREER

**2018**—Missed nearly the entire season due to a strained right shoulder...received a PRP injection into his right rotator cuff April 3...was reinstated from the disabled list Aug. 29 and went 0-0 with a 4.50 ERA and .174 opponents batting average in two regular season starts with Single-A Stockton...walked two and struck out eight in 6.0 innings...left-handed hitters were 2-for-17 (.118), right-handers 2-for-6 (.333)...tossed 3.0 innings in each of his starts: Aug. 29 at San Jose (1 h, 1 r, 1 er, 4 so) and Sept. 3 against Visalia (3 h, 3 r, 2 er, 2 bb, 4 so)...then made one postseason start for the Ports in Game 4 of the California League Semifinals and had a no decision in Stockton's 11-2 win at Visalia on Sept. 8...tossed 4.0 scoreless and hitless innings (1 bb, 5 so).

**2017**—Made his Double-A debut with Midland and spent the entire season with the RockHounds...was 11-12 with a 4.49 ERA in 29 games, including 24 starts...led the Texas League in strikeouts (150), tied for second in wins (11), ranked sixth in innings pitched (148.1) and tied for eighth in games started (24)...also led the league in walks (61) and tied for the lead in losses (12)...tied for the lead in the A's farm system in wins and ranked second in strikeouts and innings pitched...had career highs in strikeouts, games, innings pitched, losses, hits, earned runs (74), home runs (15), hit batters (9) and walks (51) and matched his best in wins and games started...allowed a .262 opponents batting average which broke down to .189 against left-handed hitters compared to .309 against right-handers...had a .586 OPS against lefties, .836 against righties...was 9-12 with a 4.62 ERA in his 24 starts, 2-0 with a 3.66 ERA in five relief appearances...four of his five relief appearances came over his first seven games of the season...compiled a 5-6 record and a 5.45 ERA in 15 games in the first half of the season, 6-6 with a 3.72 ERA in 14 games in the second half...opponents were successful in just 3-of-9 (33.3%) stolen base attempts with him on the mound...alternated between relieving and starting over his first seven games, going 2-1 with a 5.16 ERA in seven games, including three starts, through May 3...tossed 2.0 innings in a start on April 21 against San Antonio, which was his shortest outing as a starter or reliever in 2017...tossed a season-high 99 pitches May 25 at Northwest Arkansas (matched July 3 against Tulsa) to begin a four-start stretch where he went 3-1 with a 2.51 ERA through June 10...struck out a season-high nine batters in 6.0 innings in an 8-2 win over Northwest Arkansas June 4...combined on a three-hit shutout in a 6-0 win over Frisco June 10...tossed a season-high 8.0 scoreless innings and allowed two of the hits (0 bb, 8 so)...was named Texas League Pitcher of the Week for the week of July 24-30 after going 2-0 with a 3.09 ERA (11.2 ip, 9 h, 4 r, 4 er, 5 bb, 14 so) over two starts...logged his best single-month ERA in July when he went 3-3 with a 3.16 ERA and .206 opponents batting average in six starts...matched his season high by tossing 8.0 innings in his final regular season start Sept. 3 at Frisco (3 h, 1 r, 0 er, 1 bb, 5 so)...made two postseason starts for the Texas League Champion RockHounds and was 1-1 with a 4.22 ERA (10.2 ip, 10 h, 8 r, 5 er, 5 bb, 7 so)...started and lost Game 3 of the TL semifinals against San Antonio and then defeated Tulsa in Game 4 of the TL Championship Series to even the series at two games each.

**2016**—Started the year with Single-A Rancho Cucamonga in the Los Angeles (NL) organization but finished it with Single-A Stockton in the Oakland organization as he was one of three players sent to the A's on Aug. 1 in the Josh Reddick/Rich Hill trade...combined for an 11-7 record, a 4.64 ERA and .277 opponents batting average in 26 games, 23 starts...tied for the California League lead in wins and wild pitches (18), ranked fourth in strikeouts (124) and 10th in ERA...had career highs in wins, runs (85) and wild pitches...also had the only save of his career...compiled a 5-3 record and a 3.21 ERA in 13 games in the first half of the season...then went 6-4 with a 6.19 ERA in 13 games in the second half...did not pitch more than six innings in any outing and tossed exactly 5.0 innings in 16 of his 26 appearances...struck out a season-high nine batters in the second game of a May 29 doubleheader at Visalia...went 2-1 with a 2.67 ERA in five starts in May...struck out 34 batters in 27.0 innings...his two relief appearances with the Quakes came in consecutive games on June 11 at Lake Elsinore and June 16 at San Jose in games started by a rehabbing Brandon McCarthy...recorded the first save of his professional career in the latter contest when he tossed 5.0 scoreless innings (4 h, 4 so)...was 8-4 with a 4.02 ERA in 20 games, including 18 starts, with Rancho Cucamonga when he was traded to the Oakland organization with Jharel Cotton and Frankie Montas for Rich Hill and Josh Reddick on Aug. 1...went 3-3 with a 6.91 ERA in six games, including five starts, with Stockton...was rated as the A's sixth-best prospect by *Baseball America* following the season.

**2015**—Spent the entire season at Single-A Great Lakes and went 6-4 with a 3.14 ERA and .229 opponents batting average in 24 starts...struck out 117 batters in 103.1 innings, an average of 10.19 per nine innings...finished third in the Dodgers farm system in strikeouts...surrendered just six home runs (0.52 per nine innings)...was named to the Midwest League Midseason All-Star team...went 4-1 with a 2.24 ERA and .194 opponents batting average in 12 starts at home...went 4-0 with a 2.16 ERA over a nine-start stretch from May 4 to June 28...had a 16.0-inning scoreless streak from May 9 to 25...went 3-0 with a 1.55 ERA and .163 opponents batting average in six starts in May...pitched for the East in the Midwest League All-Star Game on June 23 at Peoria and faced two batters (0.2 ip, 1 so)...was 2-2 despite a 1.21 ERA in six starts in July...made one postseason start for the Loons and had a no decision (4.2 ip, 7 h, 3 r, 3 er, 2 bb, 3 so)...was rated as the Dodgers fifth-best prospect by *Baseball America* following the season.

**2014**—Began his professional career with the Dodgers affiliate in the Arizona Rookie League and went 1-2 with a 3.00 ERA in seven games, six starts, before he was transferred to Ogden Aug. 14... went 1-1 with a 4.91 ERA in four starts with the Raptors...struck out 58 batters in 48.1 innings (10.80 per nine innings) and walked just 13 for a strikeout-to-walk ratio of 4.46...allowed a .220 batting average, including .170 against right-handed hitters...opponents hit .191 with runners in scoring position, including .118 with RISP and two outs...made his professional debut in relief on July 2 at the Mariners and picked up the win (2.0 ip, 1 bb, 5 so)...made one postseason start for Ogden and took the loss in Game 2 of the first round of the Pioneer League playoffs on Sept. 6 against Orem (1.1 ip, 4 h, 6 r, 6 er, 1 bb, 3 so)...was rated as the Dodgers fourth-best prospect by *Baseball America* following the season.

## PERSONAL/MISCELLANEOUS

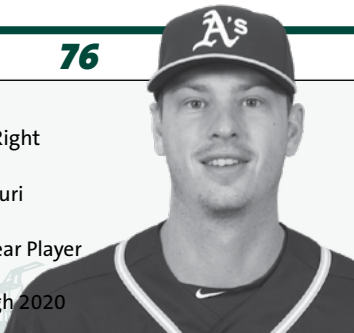
Harrison Grant Holmes...graduated from Conway (SC) HS in 2014...was named the Gatorade Player of the Year in South Carolina as a senior.

### LIFETIME PITCHING RECORD

| Year                       | Club             | W         | L         | ERA         | G          | GS         | CG       | SHO      | SV       | IP           | H          | R          | ER         | HR        | HB        | BB         | IBB      | SO         | WP        | BK       |
|----------------------------|------------------|-----------|-----------|-------------|------------|------------|----------|----------|----------|--------------|------------|------------|------------|-----------|-----------|------------|----------|------------|-----------|----------|
| 2014                       | AZL Dodgers      | 1         | 2         | 3.00        | 7          | 6          | 0        | 0        | 0        | 30.0         | 20         | 11         | 10         | 2         | 2         | 7          | 0        | 33         | 1         | 0        |
|                            | Ogden            | 1         | 1         | 4.91        | 4          | 4          | 0        | 0        | 0        | 18.1         | 19         | 10         | 10         | 1         | 1         | 6          | 0        | 25         | 3         | 0        |
| 2015                       | Great Lakes      | 6         | 4         | 3.14        | 24         | 24         | 0        | 0        | 0        | 103.1        | 86         | 46         | 36         | 6         | 1         | 54         | 0        | 117        | 9         | 0        |
|                            | Rancho Cucamonga | 8         | 4         | 4.02        | 20         | 18         | 0        | 0        | 1        | 105.1        | 103        | 60         | 47         | 6         | 2         | 43         | 0        | 100        | 8         | 1        |
| 2016                       | Stockton         | 3         | 3         | 6.91        | 6          | 5          | 0        | 0        | 0        | 28.2         | 44         | 25         | 22         | 4         | 1         | 10         | 0        | 24         | 10        | 0        |
|                            | Midland          | 11        | 12        | 4.49        | 29         | 24         | 0        | 0        | 0        | 148.1        | 149        | 82         | 74         | 15        | 9         | 61         | 2        | 150        | 15        | 1        |
| 2017                       | Stockton         | 0         | 0         | 4.50        | 2          | 2          | 0        | 0        | 0        | 6.0          | 4          | 4          | 3          | 1         | 2         | 2          | 0        | 8          | 0         | 0        |
| 2018                       | Midland          | 6         | 5         | 3.31        | 22         | 16         | 0        | 0        | 0        | 81.2         | 71         | 34         | 30         | 9         | 5         | 27         | 0        | 76         | 6         | 0        |
|                            | Las Vegas        | 0         | 0         | 1.93        | 1          | 1          | 0        | 0        | 0        | 4.2          | 6          | 1          | 1          | 1         | 0         | 1          | 0        | 5          | 0         | 0        |
| <b>Minor League Totals</b> |                  | <b>36</b> | <b>31</b> | <b>3.98</b> | <b>115</b> | <b>100</b> | <b>0</b> | <b>0</b> | <b>1</b> | <b>526.1</b> | <b>502</b> | <b>273</b> | <b>233</b> | <b>45</b> | <b>23</b> | <b>211</b> | <b>2</b> | <b>538</b> | <b>52</b> | <b>2</b> |

### CAREER TRANSACTIONS

**2014** — Selected by the Los Angeles Dodgers organization in the 1st round (22nd selection overall) of the First-Year Player Draft. **2016** — Traded to the Oakland Athletics organization with pitchers Jharel Cotton and Frankie Montas for pitcher Rich Hill and outfielder Josh Reddick, August 1.

**RIGHT-HANDED PITCHER****Height/Weight:** 6-9 / 213**Bats/Throws:** Right / Right**Birthdate:** April 25, 1995**Opening Day Age:** 24**Birthplace/Resides:** St. Louis, Missouri / St. Louis, Missouri**Major League Service:** None**Obtained:** Selected in the 8th round of the 2017 First-Year Player Draft**Contract Status:** First year of a one-year contract through 2020**NON-ROSTER INVITEE****CAREER HIGHLIGHTS**

Was selected by the A's in the 8th round of the 2017 draft and is 21-17 with a 3.37 ERA in 62 games, 56 starts, in three seasons in the minors...five of his six relief appearances came in his first season...was named to the Texas League Postseason All-Star team in 2019...has earned Midseason All-Star honors in the TL in 2019 and the California League in 2018.

**2019 HIGHLIGHTS**

Spent most of the season with Double-A Midland, where he was 8-8 with a 3.25 ERA in 23 games, all starts...also went 0-1 with a 13.81 ERA in four starts during a three-week stay with Triple-A Las Vegas...combined to go 8-9 with a 4.30 ERA in a career-high 27 starts overall...also had career highs in innings pitched (144.1), losses, hits (175), runs (77), earned runs (69), walks (47), hit batters (6) and wild pitches (12)...ranked third in the A's farm system in strikeouts (134) and innings pitched, tied for fifth in wins and seventh in ERA...was named to the Texas League Midseason and Postseason All-Star teams...finished second in the TL in ERA (3.25), tied for second in wins (8), fifth in innings pitched (130.0), tied for fifth in games started (23), tied for sixth in strikeouts (118) and eighth in opponents batting average (.277)...allowed a combined .294 opponents batting average with both clubs...that broke down to .286 (93-for-325) against right-handed hitters compared to .304 (72-for-237) against left-handers...yielded a .343 average with the bases empty compared to .244 with runners on...allowed a .323 average with no outs or one out, a .220 mark with two outs...opponents hit .343 with a .400 on-base percentage when leading off an inning...was 4-2 with a 1.81 ERA over his first nine starts through May 20...then went 4-7 with a 5.61 ERA over his final 18 starts...compiled a 4-3 record, a 2.09 ERA and one home run in 47.1 innings in eight starts at the RockHounds Security Bank Ballpark...was 4-6 with a 5.38 ERA and 10 home runs in 97.0 innings in 19 starts in all other ballparks (including Las Vegas).

**MINORS:** Allowed just one run over his first three starts and was 2-0 with a 0.56 ERA...that included back-to-back starts on April 10 at Amarillo and April 15 vs. Amarillo where he did not allow a run...tossed 5.0 scoreless innings in the former and 6.0 in the latter as part of a 13.0-inning scoreless streak from April 5-15...had a total of five scoreless starts for the season (6.0 at Frisco, May 20; 7.0 at Frisco, June 20; 6.0 at Corpus Christi, July 7)...finished April 2-1 with a 1.73 ERA in five starts...then went 3-1 with a 3.03 ERA in six starts in May...issued a career-high five walks in 5.0 innings May 25 at Amarillo...that began a six-start stretch through June 21 where he went 1-3 with a 5.40 ERA...tossed a season-high 7.0 innings in a 6-2 win over Amarillo May 31...it was his first of three outings of 7.0 innings (June 27 at Frisco, July 2 vs. Amarillo)...struck out a season-high nine batters in 6.1 innings in a 4-1 loss to Arkansas June 21...went 2-1 with a 0.75 ERA over a four-start stretch from June 27 to July 12...was named TL Pitcher of the Week for the week of July 1-7 when he went 1-0 with a 0.69 ERA in two starts (13.0 ip, 13 h, 1 r, 1 er, 1 bb, 8 so)...then allowed five runs on nine hits in 6.1 innings at Arkansas July 17 and logged a season-high 101 pitches in 6.1 innings...that gave him a 7-7 record and a 2.70 ERA in 20 starts with Midland...was promoted to Las Vegas July 24...matched the shortest start of his career in his Triple-A debut July 26 at El Paso when he allowed a career-high tying eight runs on seven hits in 2.0 innings...ended up with a no decision in the Aviators 20-11 win...yielded a career-high tying 10 hits Aug. 1 against New Orleans...was 0-1 with a 13.81 ERA in four starts with Las Vegas when he was transferred back to Midland Aug. 15...went 1-1 with a 5.40 ERA over his final three regular season starts with

the RockHounds...matched his career high for hits Aug. 29 at Northwest Arkansas (10)...started and lost Game 3 of the TL Semifinals, a 6-2 loss to Amarillo on Sept. 6 (6.0 ip, 8 h, 5 r, 5 er, 3 bb, 3 so).

## CAREER

**2018**—Split his season between Single-A Stockton and Double-A Midland and combined for an 11-7 record, a 2.91 ERA and .225 opponents batting average in 24 games, including 23 starts...struck out 140 batters in 139.1 innings and walked just 37 for a strikeout-to-walk ratio of 3.78...had career highs in wins, strikeouts and home runs (16)...ranked second in the A's farm system in wins, third in strikeouts, fourth in ERA and seventh in innings pitched...began the year with the Ports and was 7-3 with a 2.38 ERA in 12 games, 11 starts, when he was promoted to Midland June 20...went 4-4 with a 3.48 ERA in 12 starts with the RockHounds...was named to the California League Midseason All-Star team...his opponents batting average broke down to .214 against right-handed hitters compared to .242 against left-handers...yielded a .137 mark with runners in scoring position at Stockton but that jumped to .290 with Midland for a .221 average overall...opponents hit .172 with a .224 on-base percentage when leading off an inning...was 7-3 with a 2.57 ERA in 13 games before the All-Star Break, 4-4 with a 3.32 ERA in 11 starts after the break...combined for a 6-2 record, a 1.60 ERA and five home runs allowed in 12 games in his home ballparks...was 5-5 with a 4.36 ERA and 11 home runs in 12 starts on the road...tossed at least five innings in 21 of his 24 appearances...walked one batter or fewer 14 times...pitched 5.0 scoreless innings and allowed just one hit in his first start April 7 against Lake Elsinore and picked up the win...struck out a career-high 10 batters in 5.1 innings in his next start April 13 at San Jose but took the loss...was 1-2 despite a 1.76 ERA and .148 opponents average over his first three starts...then went 3-0 with a 2.97 ERA over his next five starts from April 25 to May 20...made his only relief appearance of the season May 31 against Modesto and matched his career high with 10 strikeouts while tossing 5.1 scoreless innings for the win...allowed two hits and did not walk a batter and earned CL Pitcher of the Week honors for the week of May 29 to June 3...was 3-1 with a 2.80 ERA in six games in May and issued just four walks in 35.1 innings...allowed one run in 7.0 innings June 6 at San Jose and yielded one run in a career-high 8.2 innings June 12 against San Jose, both wins...pitched the fifth inning for the North All-Stars in the California League All-Star Game on June 19 (1.0 ip, 1 h, 1 r, 2 so, 1 hr)...was promoted to Midland the next day...logged a season-high 107 pitches, including 70 strikes, in 7.0 scoreless innings July 27 at Corpus Christi (2 h, 2 bb, 8 so)...went 1-2 in five starts in July but had a 2.08 ERA and .180 opponents batting average...struck out 35 batters in 30.1 innings.

**2017**—Made his professional debut with Vermont of the Short Season Single-A New York-Penn League and was 2-1 with a save and a 1.15 ERA in 11 games, including six starts...walked just one batter in 31.1 innings and did not allow a home run...struck out 29...allowed a .200 opponents batting average, including .190 against right-handed hitters compared to .213 against left-handers...opponents hit .161 when leading off an inning with no walks...yielded a .357 average with runners in scoring position...was 0-1 with a 2.25 ERA in his six starting assignments...had a 2-0 record and did not allow a run in 15.1 innings of relief...tossed at least two innings in each of his 11 appearances, including three or more nine times...did not allow a run nine times...his first outing was a start on July 6 at Connecticut (2.0 ip, 1 h, 1 so) and each of his first four appearances were starts...recorded his first save Aug. 6 at Hudson Valley (3.0 ip, 1 h, 4 so) to start a season-ending five-game streak without allowing a run (15.0 ip)...picked up his first win with 3.0 scoreless innings of relief at Lowell on Aug. 24...also won in his next appearance Aug. 31 at Hudson Valley (3.0 ip, 0 h, 0 bb, 2 so), his final regular season outing...then compiled a 1.17 ERA in two postseason appearances, both in relief (7.2 ip, 4 h, 1 r, 1 er, 2 bb, 10 so, 1 hr).

## PERSONAL/MISCELLANEOUS

Brian Edward Howard was originally signed by A's scout Chris Reilly...graduated from St. Louis University High School (MO)...attended Texas Christian University where he compiled a 26-5 record and a 3.46 ERA in 62 games, including 40 starts, over four seasons...led the nation with 19 starts as a senior in 2017 and ranked second with 12 wins.

## LIFETIME PITCHING RECORD

| Year                       | Club      | W         | L         | ERA         | G         | GS        | CG       | SHO      | SV       | IP           | H          | R          | ER         | HR        | HB       | BB        | IBB      | SO         | WP        | BK       |
|----------------------------|-----------|-----------|-----------|-------------|-----------|-----------|----------|----------|----------|--------------|------------|------------|------------|-----------|----------|-----------|----------|------------|-----------|----------|
| 2017                       | Vermont   | 2         | 1         | 1.15        | 11        | 6         | 0        | 0        | 1        | 31.1         | 22         | 5          | 4          | 0         | 0        | 1         | 0        | 29         | 1         | 0        |
| 2018                       | Stockton  | 7         | 3         | 2.38        | 12        | 11        | 0        | 0        | 0        | 72.0         | 53         | 21         | 19         | 9         | 2        | 14        | 1        | 77         | 2         | 0        |
|                            | Midland   | 4         | 4         | 3.48        | 12        | 12        | 0        | 0        | 0        | 67.1         | 65         | 36         | 26         | 7         | 1        | 23        | 0        | 63         | 8         | 1        |
| 2019                       | Midland   | 8         | 8         | 3.25        | 23        | 23        | 0        | 0        | 0        | 130.0        | 137        | 54         | 47         | 7         | 4        | 39        | 0        | 118        | 9         | 0        |
|                            | Las Vegas | 0         | 1         | 13.81       | 4         | 4         | 0        | 0        | 0        | 14.1         | 28         | 23         | 22         | 4         | 2        | 8         | 1        | 16         | 3         | 1        |
| <b>Minor League Totals</b> |           | <b>21</b> | <b>17</b> | <b>3.37</b> | <b>62</b> | <b>56</b> | <b>0</b> | <b>0</b> | <b>1</b> | <b>315.0</b> | <b>305</b> | <b>139</b> | <b>118</b> | <b>27</b> | <b>9</b> | <b>85</b> | <b>2</b> | <b>303</b> | <b>23</b> | <b>2</b> |

## CAREER TRANSACTIONS

**2016** — Selected by the Houston Astros organization in the 17th round of the First-Year Player Draft, did not sign. **2017** — Selected by the Oakland Athletics organization in the 8th round of the First-Year Player Draft.



**RIGHT-HANDED PITCHER****Height/Weight:** 6-0 / 182**Bats/Throws:** Left / Right**Birthdate:** August 2, 1995**Opening Day Age:** 24**Birthplace/Resides:** Merced, California / Atwater, California**Major League Service:** None**Obtained:** Selected in Competitive Balance Round A of the 2016 First-Year Player Draft.**Contract Status:** First year of a one-year contract through 2020**CAREER HIGHLIGHTS**

Was a Competitive Balance Round A selection of the A's in the 2016 First-Year Player Draft (37th selection overall) but pitched in just eight games over his first three seasons due to April 26, 2017 "Tommy John" surgery...made 26 appearances in 2019 and is now 2-2 with a 3.17 ERA in 34 career appearances, including 22 starts...in 99.1 innings, he has struck out 121 (10.96 per nine innings) and walked just 12 (1.09 per nine innings)...was rated as the A's number four prospect by *Baseball America* following the 2019 season.

**2019 HIGHLIGHTS**

Combined for a 2-2 record and a 3.42 ERA in 26 games, including 15 starts, with Single-A Stockton and Double-A Midland in his first full season following 2017 "Tommy John" surgery...struck out 93 batters in 79.0 innings, an average of 10.59 per nine innings...walked just 11 (1.25 per nine innings) for a strikeout-to-walk ratio of 10.3...was named the A's Organizational Pitcher of the Year...saw limited duty when he pitched, as he tossed exactly 3.0 innings in 24 of his 26 appearances...logged 3.1 innings and 3.2 innings in his other two outings...averaged 45.2 pitches per game...began the year with the Ports and was 1-0 with a 2.40 ERA in five games, three starts, when he was promoted to the RockHounds April 29...went 1-2 with a 3.66 ERA in 21 games, 12 starts, in his Double-A debut...combined with both clubs for a .242 opponents batting average, including .213 (31-for-145) against left-handed hitters compared to .268 (42-for-157) against right-handers...surrendered five of his eight home runs and issued seven of his nine walks to lefties...issued just one walk to batters leading off an inning...compiled a 2.48 ERA in 19 games at night compared to a 6.00 ERA in seven day games...was 0-1 with a 2.36 ERA in his 15 starting assignments compared to 2-1 with a 4.86 ERA in 11 relief appearances...walked one batter or fewer in 25 of his 26 appearances...was rated as the A's number four prospect by *Baseball America* following the season.

**MINORS:** Was credited with the first win of his professional career on Opening Day when he tossed 3.0 scoreless innings of relief on April 4 against Rancho Cucamonga...pitched 3.0 scoreless innings in each of his final two appearances with Stockton on April 19 against Modesto and April 25 at Visalia...was promoted to Midland on April 29 and did not walk a batter in his first eight games (24.2 ip)...allowed five runs over his first three outings through May 12 (9.0 ip, 5.00 ERA)...then was tagged with the first loss of his career in a start on May 17 at Corpus Christi when he allowed one unearned run in 3.0 innings in the RockHounds 1-0 loss...that began a five-game stretch from May 17 to June 7 where he allowed just three runs, two earned, in 15.2 innings (1.15 ERA)...tossed a season-high 3.2 innings June 7 against Frisco...also struck out a career-high six batters, his first of four six-strikeout games in 2019...allowed season-highs in runs (5) and hits (6) June 13 at Springfield but then allowed one earned run in each of his next five appearances (3.00 ERA)...logged a season-high 66 pitches in 3.0 innings June 18 against Springfield...matched his season-highs by yielding five runs on six hits July 14 against Corpus Christi...then tossed 3.0 scoreless innings in back-to-back outings on July 19 at Tulsa and July 25 against Arkansas to begin a season-ending stretch where he posted a 2.50 ERA over his final six appearances...walked two batters July 25 against Arkansas, his first career outing with more than one walk...allowed two runs in 3.0 innings of relief Aug. 15 at Amarillo for his second win...went on the injured list the next day with a right pectoral muscle strain and missed the remainder of the season.

## CAREER

**2018**—Began his comeback from April 26, 2017 UCL reconstruction surgery on June 19 with the A's affiliate in the Arizona Rookie League...tossed 2.0 scoreless innings against the Giants-Black squad that day, allowing one hit and striking out five...returned to the disabled list July 1 to continue his rehab and missed the remainder of the season.

**2017**—Was limited to just two starts at Single-A Stockton before undergoing "Tommy John" surgery...tossed a career-high 4.0 scoreless innings in his first start on April 9 against Rancho Cucamonga...then allowed a career-high six runs in 3.0 innings April 13 at San Jose...was 0-0 with a 2.57 ERA in two starts when he was placed on the disabled list April 15 with a strained right forearm...underwent UCL reconstruction surgery on April 26 at the BASS surgical center in Walnut Creek...the surgery was performed by Dr. William Workman.

**2016**—Made his professional debut with the A's affiliate in the Arizona Rookie League and had no decisions and a 2.38 ERA in five starts...struck out 17, walked just two and did not surrender a home run in 11.1 innings...allowed a .262 opponents batting average, including .167 against left-handed hitters compared to .333 against right-handers...opponents hit .182 with runners in scoring position...tossed 3.0 innings or fewer in each of his five starts...made his debut Aug. 8 against the Cubs (2.0 ip, 4 h, 1 r, 1 er, 3 so), did not allow a run in his next three starts (6.2 ip) and allowed two runs in 2.2 innings in his final start Aug. 29 at the Cubs when he struck out a season-high five.

## PERSONAL/MISCELLANEOUS

Daulton Compton Jefferies was originally signed by A's scout Jermaine Clark...graduated from Buhach Colony (Atwater, CA) HS in 2013...attended the University of California where he finished 15-13 with a 2.72 ERA in 37 games, 36 starts, in three seasons with the Bears...went 7-0 with a 1.08 ERA as a junior in 2016 but made just eight starts due to calf and shoulder injuries...was First Team All-Pac 12 as a sophomore.

### LIFETIME PITCHING RECORD

| Year                       | Club     | W        | L        | ERA         | G         | GS        | CG       | SHO      | SV       | IP          | H         | R         | ER        | HR       | HB       | BB        | IBB      | SO         | WP       | BK       |
|----------------------------|----------|----------|----------|-------------|-----------|-----------|----------|----------|----------|-------------|-----------|-----------|-----------|----------|----------|-----------|----------|------------|----------|----------|
| 2016                       | AZL A's  | 0        | 0        | 2.38        | 5         | 5         | 0        | 0        | 0        | 11.1        | 11        | 3         | 3         | 0        | 0        | 2         | 0        | 17         | 0        | 0        |
| 2017                       | Stockton | 0        | 0        | 2.57        | 2         | 1         | 0        | 0        | 0        | 7.0         | 7         | 6         | 2         | 0        | 0        | 1         | 0        | 6          | 0        | 0        |
| 2018                       | AZL A's  | 0        | 0        | 0.00        | 1         | 1         | 0        | 0        | 0        | 2.0         | 1         | 0         | 0         | 0        | 0        | 0         | 0        | 5          | 0        | 0        |
| 2019                       | Stockton | 1        | 0        | 2.40        | 5         | 3         | 0        | 0        | 0        | 15.0        | 10        | 4         | 4         | 1        | 0        | 2         | 0        | 21         | 0        | 0        |
|                            | Midland  | 1        | 2        | 3.66        | 21        | 12        | 0        | 0        | 0        | 64.0        | 63        | 30        | 26        | 7        | 5        | 7         | 0        | 72         | 7        | 0        |
| <b>Minor League Totals</b> |          | <b>2</b> | <b>2</b> | <b>3.17</b> | <b>34</b> | <b>22</b> | <b>0</b> | <b>0</b> | <b>0</b> | <b>99.1</b> | <b>92</b> | <b>43</b> | <b>35</b> | <b>8</b> | <b>5</b> | <b>12</b> | <b>0</b> | <b>121</b> | <b>7</b> | <b>0</b> |

### CAREER TRANSACTIONS

**2013** — Selected by the Miami Marlins organization in the 39th round of the First-Year Player Draft, did not sign. **2016** — Selected by the Oakland Athletics organization in Competitive Balance Round A (37th selection overall) of the First-Year Player Draft.

**RIGHT-HANDED PITCHER****Height/Weight:** 6-3 / 225**Birthdate:** March 2, 1994**Birthplace/Resides:** Laguna Hills, California / Tustin, California**Major League Service:** None**Obtained:** Acquired from the New York Yankees with Dustin Fowler and Jorge Mateo for Sonny Gray and \$1.5 million international bonus slot cash, July 31, 2017**Contract Status:** First year of a one-year contract through 2020**CAREER HIGHLIGHTS**

Was the New York Yankees first round draft pick in 2015 but pitched in just eight games over his first four years as a professional...missed most of 2016 with an elbow injury and then missed the entire 2017 and 2018 seasons following April 18, 2017 "Tommy John" surgery...was traded to the A's at the 2017 trading deadline in the Sonny Gray deal and pitched for the first time in the A's farm system with 19 games in 2019...is 6-5 with a 2.96 ERA in 27 games, including 22 starts, in his career...has 111 strikeouts in 97.1 innings (10.26 per nine innings)...pitched for Scottsdale in the Arizona Fall League in 2016...was rated by *Baseball America* as the Yankees No. 4 prospect following the 2015 season and No. 5 following 2016...was the A's No. 8 prospect after the 2017 season.

**2019 HIGHLIGHTS**

After pitching in just eight games in his first four years as a professional, he completed his comeback from elbow problems that eventually led to 2017 "Tommy John" surgery by going 4-3 with a 3.18 ERA in 19 games, including 16 starts, with Single-A Stockton, Double-A Midland and Triple-A Las Vegas...struck out 75 batters in 68.0 innings, an average of 9.92 per nine innings...walked just 16 (2.12 per nine innings) for a strikeout-to-walk ratio of 4.69...allowed a .231 opponents batting average, which broke down to .196 (21-for-107) against left-handed hitters compared to .257 (38-for-148) against right-handers...seven of the eight home runs he allowed were solo shots...yielded a .226 average with runners in scoring position...walked just three batters to lead off an inning...tossed five innings or fewer in each of his 19 games.

**MINORS:** Began the season on the injured list with a strained right shoulder and was reinstated May 19...was assigned to Stockton and went 2-2 with a 4.46 ERA in 11 games, including 10 starts, with the Ports...walked one batter or fewer in each appearance...started and won in his A's organization debut on May 19, a 3-2 win over Inland Empire (5.0 ip, 4 h, 2 r, 2 er, 1 bb, 4 so)...the 5.0 innings pitched were a season high...it was his first outing in a regular season game since April 21, 2016 for Tampa against Dunedin and his first outing in any game since a March 16, 2017 Spring Training appearance with New York (AL)...then tossed 3.0 innings or fewer in each of his next seven starts...had a 5.73 ERA over his first three starts before tossing 3.0 scoreless and hitless innings in back-to-back starts on June 8 against San Jose and June 13 at Modesto...yielded a career-high tying four runs in a season-low 2.1 innings June 27 at San Jose...surrendered a career-high three home runs July 7 against Visalia...allowed a career-high tying six hits and struck out a season-high seven in 4.0 innings July 12 at Lancaster...his lone relief appearance with Stockton came in his next outing on July 18 against Lancaster when he struck out seven in 4.0 innings in a game started by a rehabbing Sean Manaea...was transferred to Midland July 23 and was 2-1 with a 1.63 ERA and .186 opponents batting average in seven games, including five starts, with the RockHounds...made his Double-A debut with a start on July 25 against Arkansas and was the losing pitcher in a 2-1 decision (3.0 ip, 5 h, 2 r, 2 er, 3 bb, 3 so)...the three walks were a career high...then allowed one run or fewer in each of his final seven games, going 2-0 with a 1.26 ERA and .184 opponents batting average...yielded one hit in three consecutive appearances from Aug. 10-22 and opponents were 3-for-41 (.073) over that span...did not allow a run in back-to-back starts on Aug. 22 against Northwest Arkansas (5.0 ip, 1 h, 1 bb, 6 so) and Aug. 27 at Northwest Arkansas (4.2 ip, 2 h, 2 bb, 5 so)...the 5.0 innings on the 22nd matched his season high and he logged a season-high 73 pitches on the 27th...was promoted to Las Vegas Aug. 31 and made one

regular season start on Sept. 1 against Tacoma, a no decision in an 8-1 Aviators win (4.0 ip, 6 h, 1 r, 1 er, 6 so)...matched his season high for hits and pitches (73)...started Game 5 of the Pacific Coast League Semifinals on Sept. 8 against Sacramento and was the losing pitcher in a 7-3 loss (0.2 ip, 5 h, 4 r, 4 er, 2 so, 3 hr).

## CAREER

**2018**—Missed the entire season for the second consecutive year as he continued his comeback from April 18, 2017 “Tommy John” surgery.

**2017**—Was a non-roster invitee with the Yankees and picked up the win in his only Spring Training appearance (2.0 ip, 1 bb, 3 so)...began the regular season on the Tampa disabled list with a strained right elbow...underwent UCL reconstruction surgery April 18 and missed the remainder of the season...was traded to the A’s organization with Dustin Fowler and Jorge Mateo for Sonny Gray and \$1.5 million international bonus slot cash on July 31...was ranked by *Baseball America* as the No. 8 prospect in the Athletics organization following the season.

**2016**—Made three starts with Single-A Tampa, going 2-1 with a 1.50 ERA...recorded a career-high nine strikeouts in both wins: April 11 vs. Bradenton (5.0 ip, 3 h, 1 er, 0 bb) and April 21 vs. Dunedin (6.0 ip, 4 h, 2 er, 1 bb)...was placed on the disabled list April 22 with an inflamed right elbow and did not pitch the rest of the year...pitched for Scottsdale in the Arizona Fall League following the season and posted a 2-3 record with a 4.33 ERA in seven starts...held AFL batters to a .218 batting average...was ranked by *Baseball America* as the No. 5 prospect in the Yankees organization and as having the organization’s “Best Curveball.”

**2015**—In his professional debut, combined with the GCL Yankees 2 and Short-Season Single-A Staten Island to go 0-1 with a 3.97 ERA in five games (three starts)...made two relief appearances for the GCL Yankees 2 (2.1 ip, 2 h, 4 r, 3 er, 2 bb, 2 so) before he was transferred to Staten Island on Aug. 19...went 0-1 with a 2.00 ERA in three starts for Staten Island...also made two postseason starts for the club, posting a 0.73 ERA (12.1 ip, 7 h, 1 er, 2 bb, 10 so)...was ranked by *Baseball America* as the No. 4 prospect in the Yankees organization following the season.

## PERSONAL/MISCELLANEOUS

James Douglas Kaprielian...graduated from Beckham HS (Calif.) in 2012 and was 33-3 with a 0.96 ERA and 250 strikeouts in three seasons...threw two no-hitters as a senior in 2012 en route to being selected to the USA Today and Louisville Slugger All-America First Teams...was also named the Pacific Coast League Athlete of the Year...attended UCLA where he was 17-10 with a 2.06 ERA in 66 games, including 31 starts, over three seasons (2013-15)...finished his career fifth all-time at UCLA in career ERA and sixth in career strikeouts (275)...led the Pac-12 in strikeouts and was an All-Pac-12 First Team selection as both a sophomore and junior (2014-15)...as a junior, earned Collegiate Baseball All-America Second Team and Perfect Game All-America Third Team honors...was a 2013 Louisville Slugger/Collegiate Baseball Freshman All-American.

### LIFETIME PITCHING RECORD

| Year                | Club          | W | L | ERA   | G  | GS | CG | SHO | SV | IP   | H  | R  | ER | HR | HB | BB | IBB | SO  | WP | BK |
|---------------------|---------------|---|---|-------|----|----|----|-----|----|------|----|----|----|----|----|----|-----|-----|----|----|
| 2015                | GCL Yankees 2 | 0 | 0 | 11.57 | 2  | 0  | 0  | 0   | 0  | 2.1  | 2  | 4  | 3  | 0  | 0  | 2  | 0   | 2   | 1  | 0  |
|                     | Staten Island | 0 | 1 | 2.00  | 3  | 3  | 0  | 0   | 0  | 9.0  | 8  | 2  | 2  | 0  | 0  | 2  | 0   | 12  | 0  | 0  |
| 2016                | Tampa         | 2 | 1 | 1.50  | 3  | 3  | 0  | 0   | 0  | 18.0 | 8  | 6  | 3  | 1  | 0  | 3  | 0   | 22  | 1  | 0  |
| 2017                |               |   |   |       |    |    |    |     |    |      |    |    |    |    |    |    |     |     |    |    |
|                     |               |   |   |       |    |    |    |     |    |      |    |    |    |    |    |    |     |     |    |    |
| 2018                |               |   |   |       |    |    |    |     |    |      |    |    |    |    |    |    |     |     |    |    |
|                     |               |   |   |       |    |    |    |     |    |      |    |    |    |    |    |    |     |     |    |    |
| 2019                | Stockton      | 2 | 2 | 4.46  | 11 | 10 | 0  | 0   | 0  | 36.1 | 35 | 19 | 18 | 6  | 4  | 8  | 0   | 43  | 0  | 0  |
|                     | Midland       | 2 | 1 | 1.63  | 7  | 5  | 0  | 0   | 0  | 27.2 | 18 | 5  | 5  | 2  | 2  | 8  | 0   | 26  | 1  | 0  |
|                     | Las Vegas     | 0 | 0 | 2.25  | 1  | 1  | 0  | 0   | 0  | 4.0  | 6  | 1  | 1  | 0  | 0  | 0  | 0   | 6   | 0  | 0  |
| Minor League Totals |               | 6 | 5 | 2.96  | 27 | 22 | 0  | 0   | 0  | 97.1 | 77 | 37 | 32 | 9  | 6  | 23 | 0   | 111 | 3  | 0  |

### CAREER TRANSACTIONS

**2012** — Selected by the Seattle Mariners organization in the 40th round of the First-Year Player Draft; did not sign. **2015** — Selected by the New York Yankees organization in the 1st round (16th selection overall) of the First-Year Player Draft. **2017** — Traded to the Oakland Athletics with outfielders Dustin Fowler and Jorge Mateo for pitcher Sonny Gray and \$1.5 million international bonus slot cash, July 31.

**INFIELDER/OUTFIELDER****Height/Weight:** 5-6 / 160**Bats/Throws:** Left / Right**Birthdate:** October 31, 1991**Opening Day Age:** 28**Birthplace/Resides:** Franklin, Tennessee / Franklin, Tennessee**Major League Service:** 2 years, 98 days**Obtained:** Acquired from the Chicago Cubs for Alfonso Rivas, January 13, 2020**Contract Status:** First year of a one-year contract through 2020**CAREER HIGHLIGHTS**

Was originally selected by Houston in the fifth round of the 2013 draft and spent the first six and one-half season of his career in the Astros organization before being dealt to the Cubs at the 2019 trading deadline...is a .233 career hitter with 15 home runs and 70 RBI in 283 games over four seasons in the majors...played primarily outfield over his first three seasons (138 games in the outfield, 12 at second base) but had 43 games at second base and 33 in the outfield in 2019... was named Fresno's Most Valuable Player and Defensive Player of the Year in 2017 after leading all Triple-A batters in hits (166)...was selected to the 2015 SiriusXM All-Star Futures Game...was a California League Postseason All-Star and a Rawlings Gold Glove Award recipient for being the best defensive second baseman in the minor leagues in 2014...led all of minor league baseball with 121 runs scored that year.

**2019 HIGHLIGHTS**

Began the season with Houston and was hitting .227 with seven home runs and 17 RBI in 66 games when he was designated for assignment July 26...was traded to Chicago (NL) July 31 and batted .183 with a home run and 12 RBI in 44 games with the Cubs...combined for a .212 average in a career-high 110 games overall...also had career highs in home runs (8), triples (4) and hit by pitches (6) and matched his best in extra base hits (21)...had a career high in strikeouts (47) and a career low in batting average...hit .237 (9-for-38) against left-handed pitching, .208 (43-for-207) with seven of his eight home runs against right-handers...has hit 14 of his 15 career home runs against righties...connected for six of his eight home runs at Minute Maid Park...had a .168 average in 55 games on the road...batted .275 with four home runs and 14 RBI in 36 day games, .188 with four home runs and 15 RBI in 74 games at night...has eight career home runs in 97 day games, seven in 186 contests at night...hit .283 in May but .228 or lower in every other month... had a .169 average when leading off an inning and is a .183 career hitter in that situation...made 30 starts at second base, nine in left field, nine in center field and three in right field...committed just one error in 43 games overall as a second baseman for a .992 fielding percentage...did not make an error in 33 games in the outfield and now has a 166-game errorless streak as an outfielder dating back to his last error on May 25, 2016 against Baltimore...was 9-for-31 (.290) with a triple, two home runs, seven RBI, five walks and two hit by pitches as a pinch hitter (.421 on-base percentage, .548 slugging percentage)...made 20 starts batting eighth, 18 in the nine spot, 12 hitting seventh and six batting leadoff.

**MAJORS:** Got off to a slow start, batting .143 over his first 13 games...then had a pinch hit walk-off home run in the bottom of the 10th inning in Houston's 4-3 win over Cleveland on April 27... it was his first career pinch homer and his first game-ending RBI...that started a 15-game stretch where he went 12-for-33 (.364) with two doubles, two triples and a home run from April 27 to May 22...went 3-for-5 with a triple and three runs scored May 12 against Texas...it was the first time he scored three runs in a game in his career and the three hits matched his career high (sixth time)...had his first of three career-high tying four-game hitting streaks from June 4-7 (5-for-16, .313)...went 0-for-3 on June 8 and then hit safely in his next four games from June 9-14 (5-for-14, .357)...then went 7-for-38 (.184) over his final 20 games with the Astros...hit his first career home run off a left-handed pitcher July 7 against Los Angeles-AL (José Suarez)...was designated for assignment July 26 and traded to the Chicago Cubs for catcher Martin Maldonado July 31...went 5-for-18 (.278) over his first eight games with the Cubs through Aug. 10...committed his only

error of the season Aug. 4 against Milwaukee, snapping a 38-game errorless streak as a second baseman dating back to Sept. 14, 2016...went 4-for-41 (.098) over a 23-game stretch from Aug. 11 to Sept. 12...had eight assists and five putouts Aug. 24 against Washington to become the first Cubs second baseman with that many assists and putouts in a game since Ryne Sandberg on July 24, 1992 at Houston (8 assists, 5 putouts)...connected for his second career pinch home run Sept. 21 against St. Louis...that began a career-high tying four-game hitting streak through Sept. 28...went 4-for-14 (.286) with two doubles, a home run and four RBI during the streak.

## CAREER

**2018**—Put together the most successful season of his Major League career and was a spark for the Astros offense all season...set career highs in at bats (255), hits (67), doubles (15), RBI (30), walks (32), steals (9), on-base percentage (.351) and OPS (.743)...posted a .455 on-base percentage in 11 pinch-hit plate appearances, going 2-for-8 with two doubles, two RBI and three walks...had most of his success when batting ninth in the order, as he hit .308 with an .846 OPS in 65 games...led all ML nine-hole hitters in batting average and on-base percentage...his .395 OBP from the nine-spot was the highest mark by a Major League player since Charles Johnson posted a .410 mark in 2000...posted a .336 on-base percentage in two-strike counts, the ninth-best mark in the American League...started 45 games in left field, 27 games in center field and two in right field...began his season at Triple A Fresno...was recalled to Houston on May 16 and remained with the club for the rest of the season...went 2-for-2 with a career-high five RBI on May 22 vs. San Francisco...became the fourth player in Astros history to record at least five RBI out of the nine-spot in the lineup, joining Jake Marisnick (July 31, 2017 vs. Tampa Bay), Hank Conger (twice in 2015) and Dave Giusti (1966)...drove in the tying run in the 11th inning off Blake Treinen on July 10 vs. Oakland, snapping Treinen's streak of 20 consecutive saves...helped push Houston to a 6-5 walkoff victory...went 3-for-4 with two doubles and two RBI on Aug. 9 vs. Seattle, tying his career-high for hits...became the first left-handed hitter over a two-season span to record three hits off James Paxton in a single game...became the fifth player in franchise history to record multiple doubles and multiple RBI from the ninth spot in the lineup, and the first since Wade Miller on Sept. 12, 2003 vs. St. Louis...hit a go-ahead pinch-hit double in the 7th inning on Sept. 7 at Boston...was on the Astros postseason rosters for both the ALDS and ALCS, batting .286 with one double, one homer, one RBI and a 1.045 OPS...as a starter in the playoffs, went 3-for-12 (.250) with a homer and a .471 on-base percentage...went 1-for-2 with a double as a pinch-hitter during the postseason...started Game 3 of the ALDS at Cleveland, his first-career postseason appearance...went 1-for-3 with two walks and two runs scored in a start at designated hitter...hit a pinch-hit double in the ninth inning of Game 1 of the ALCS at Boston...went 2-for-3 with two walks and a solo homer in Game 4 of the ALCS vs. Boston...prior to his recall to Houston, hit .335 with six doubles, five triples, 19 RBI, 13 steals and an .841 OPS in 38 games at Triple A Fresno...was leading the Pacific Coast League in steals while ranking second in hits (54) prior to his recall to Houston.

**2017**—Spent most of the season at Triple A Fresno, where he led all of Triple A baseball in hits (166) and was named Fresno's Most Valuable Player and Defensive Player of the Year....appeared in 17 games with Houston over two stints in the Majors, making eight starts in left field and two in center field...began the season at Triple-A Fresno and was recalled to Houston on April 26...optioned to Fresno on April 30...recalled to Houston on Sept. 2...set career highs for hits (3) on Sept. 27 at Texas in what was his first career start in center field...in 118 games with Triple-A Fresno, hit .329 with 23 doubles, nine triples, 10 homers, 62 RBI, 24 steals and a .375 on-base percentage...led Fresno with 54 multi-hit games...led the Triple-A level in hits and ranked fifth in batting average...his 166 hits and 95 runs both ranked third all-time in Fresno franchise history...posted a 24-game hitting streak from June 22-July 19, which was the longest in all of Triple-A baseball in 2017...posted nine triples, two shy of the Fresno franchise record.

**2016**—Appeared in 59 games and made 28 starts for the Astros in his debut season in the majors...made 24 starts in left field, three as the designated hitter and one at second base, while making appearances in center field and right field...hit .235 in 19 plate appearances as a pinch hitter...had two doubles, three RBI and one walk in the pinch...opened the season with Triple-A Fresno...played in 35 games to open the year before he was selected to the Major League roster on May 16...was optioned back to Fresno on June 24 for 35 more games...was recalled to the ML

roster on Aug. 7, where he remained through the end of the season...made his ML debut on May 17 at Chicago (AL) as a pinch runner...did not record an at bat, but scored a go-ahead run in the eighth inning...went 2-for-3 with a single, double and walk in his first ML start (left field) on May 18 at Chicago (AL)...recorded a double in his first at-bat...recorded an outfield assist...tripled on May 24 and June 3...became the fifth player in club history to record two triples within his first 13 career games in the Majors...also Hunter Pence (2007), Brian Hunter (1995), Rob Andrews (1975) and Jerry Grote (1964)...posted a career-high three hits after entering the game in the eighth inning on Aug. 7 vs. Texas as a pinch-hitter...became the third player in Astros history to record three hits after entering a game as a pinch-hitter, joining Milt Thompson (3-for-4 on June 30, 1995 vs. Pittsburgh) and Enos Cabell (3-for-3 on June 21, 1984 vs. San Diego)...was his first game back after being recalled from Triple-A...hit his first career ML homer on Sept. 25...in his first stint with Triple A Fresno (April 7-May 15), was hitting .298 with four stolen bases, seven extra-base hits and 21 walks for a .410 on-base percentage in 34 games...owned a .313 batting average in his second stint at Triple-A, which spanned from June 28-Aug. 5...tallied seven doubles, a homer, 14 RBI, six stolen bases and a .369 on-base percentage in 35 games over that span.

**2015**—Split the season between Triple-A Fresno (71 games) and Double-A Corpus Christi (50 games), batting .308 with 78 runs, 19 doubles, four triples, three homers, 48 RBI, 35 steals and a .388 on-base percentage in 121 combined games between the two levels...was named to the SiriusXM All-Star Futures Game and was also named a Double-A Texas League Midseason All-Star...played 92 games at second base (88 starts), 27 in center field (24 starts) and five in left field (all starts) between Corpus Christi and Fresno...began the season at Corpus Christi where he hit .358 with 10 doubles, 15 steals and an .876 OPS in 50 games...was tabbed the Corpus Christi May Player of the Month after hitting .326 with 11 steals and a .417 OBP in 23 May games...hit lefties (.353) and righties (.358) equally well while with the Hooks...moved up to Triple-A Fresno on June 11 and remained with the club through the end of the season...hit .273 with 20 steals and a .334 on-base percentage in 71 games with the Grizzlies...prior to the season, was rated by *Baseball America* as the Astros No. 18 prospect.

**2014**—Was named a Single-A Advanced California League Midseason and Postseason All-Star...played 72 games with Lancaster and 59 with Corpus Christi, batting .316 with 30 doubles, eight triples, eight homers, 58 RBI, 41 steals and an .859 OPS...led all of minor league baseball with 121 runs scored...finished tied for fifth in the minors in hits (167) and 12th in on-base percentage (.411)...was a Rawlings Gold Glove Award recipient for being the best defensive second baseman in the minor leagues...made just seven errors in 524 chances between Double-A Corpus Christi and Single-A Advanced Lancaster for a .987 fielding percentage...led all Texas League second basemen in fielding (.996), while ranking third among CL second basemen (.980)...started the season at Lancaster before moving up to Corpus Christi on June 25...named the Lancaster April Player of the Month...was named the No. 15 prospect in the TL by *Baseball America*...also rated by the publication as having the “Best Strike Zone Discipline” in the California League...was named the CL Player of the Week for the week of April 26-May 1...named the TL Player of the Week for the week of June 30-July 6...also named an MiLB.com Organization All-Star.

**2013**—Kicked off his professional career with a 75-game campaign between Single-A Short Season Tri-City (48 games) and Single-A Quad Cities (27 games)...hit .282 with 17 steals between the two levels...was named Tri-City’s July Player of the Month.

## PERSONAL/MISCELLANEOUS

Anthony Allen Kemp was originally signed by Astros scout Nick Venuto...is married, Michelle...was a four-year letter winner in both baseball and football at Centennial HS in Franklin, Tenn. before graduating in 2010...attended Vanderbilt University...was named the SEC Freshman of the Year in 2011 and was a First Team All-SEC selection after batting .329 with a .434 on-base percentage...was named the SEC Player of the Year during his junior season in 2013 after batting .398 with a .976 OPS...ranked second in the country in hits (102) and eighth in batting average.



## LIFETIME PLAYING RECORD

| Year                | Club           | AVG  | G   | AB   | R   | H   | 2B | 3B | HR | RBI | SH | SF | HP | BB  | SO  | SB  | CS | SLG  | OBP  | E  |
|---------------------|----------------|------|-----|------|-----|-----|----|----|----|-----|----|----|----|-----|-----|-----|----|------|------|----|
| 2013                | Tri-City       | .282 | 48  | 177  | 25  | 50  | 7  | 2  | 1  | 13  | 1  | 4  | 1  | 21  | 29  | 17  | 9  | .362 | .355 | 3  |
|                     | Quad Cities    | .255 | 27  | 98   | 21  | 25  | 1  | 1  | 1  | 9   | 1  | 0  | 2  | 19  | 18  | 4   | 2  | .316 | .387 | 5  |
| 2014                | Lancaster      | .336 | 72  | 295  | 79  | 99  | 19 | 4  | 4  | 37  | 5  | 3  | 8  | 45  | 35  | 28  | 7  | .468 | .433 | 6  |
|                     | Corpus Christi | .292 | 59  | 233  | 42  | 68  | 11 | 4  | 4  | 21  | 5  | 2  | 7  | 28  | 32  | 13  | 6  | .425 | .381 | 1  |
| 2015                | Corpus Christi | .358 | 50  | 193  | 36  | 69  | 10 | 1  | 0  | 19  | 0  | 1  | 1  | 35  | 28  | 15  | 8  | .420 | .457 | 3  |
|                     | Fresno         | .273 | 71  | 271  | 42  | 74  | 9  | 3  | 3  | 29  | 12 | 2  | 5  | 21  | 37  | 20  | 6  | .362 | .334 | 0  |
| 2016                | Fresno         | .306 | 69  | 255  | 36  | 78  | 9  | 4  | 2  | 24  | 8  | 2  | 2  | 34  | 34  | 10  | 8  | .396 | .389 | 2  |
|                     | HOUSTON        | .217 | 59  | 120  | 15  | 26  | 4  | 3  | 1  | 7   | 1  | 1  | 0  | 14  | 27  | 2   | 1  | .325 | .296 | 2  |
| 2017                | Fresno         | .329 | 118 | 504  | 95  | 166 | 23 | 9  | 10 | 62  | 8  | 2  | 3  | 35  | 43  | 24  | 7  | .470 | .375 | 10 |
|                     | HOUSTON        | .216 | 17  | 37   | 6   | 8   | 1  | 0  | 0  | 4   | 0  | 0  | 1  | 1   | 5   | 1   | 0  | .243 | .256 | 0  |
| 2018                | Fresno         | .335 | 38  | 161  | 33  | 54  | 6  | 5  | 0  | 19  | 1  | 1  | 1  | 19  | 15  | 13  | 2  | .435 | .407 | 1  |
|                     | HOUSTON        | .263 | 97  | 255  | 37  | 67  | 15 | 0  | 6  | 30  | 3  | 1  | 3  | 32  | 44  | 9   | 3  | .392 | .351 | 0  |
| 2019                | HOUSTON        | .227 | 66  | 163  | 23  | 37  | 6  | 2  | 7  | 17  | 1  | 2  | 4  | 16  | 29  | 4   | 3  | .417 | .308 | 0  |
|                     | CHICAGO (NL)   | .183 | 44  | 82   | 8   | 15  | 3  | 2  | 1  | 12  | 0  | 2  | 2  | 7   | 18  | 0   | 1  | .305 | .258 | 1  |
| Major League Totals |                | .233 | 283 | 657  | 89  | 153 | 29 | 7  | 15 | 70  | 5  | 6  | 10 | 70  | 123 | 16  | 8  | .367 | .314 | 4  |
| Minor League Totals |                | .312 | 552 | 2187 | 409 | 683 | 95 | 33 | 25 | 233 | 41 | 17 | 30 | 257 | 271 | 144 | 55 | .420 | .389 | 30 |

## CAREER TRANSACTIONS

**2013** — Selected by the Houston Astros organization in the 5th round of the First-Year Player Draft. **2019** — Traded to the Chicago Cubs for catcher Martin Maldonado, July 31. **2020** — Traded to the Oakland Athletics for minor league infielder Alfonso Rivas, January 13.

## DIVISION SERIES RECORD

| Year | Club/Opp.   | AVG. | G | AB | R | H | 2B | 3B | HR | RBI | SH | SF | HP | BB | SO | SB | CS | SLG  | OBP  | E |
|------|-------------|------|---|----|---|---|----|----|----|-----|----|----|----|----|----|----|----|------|------|---|
| 2018 | HOU vs. CLE | .333 | 1 | 3  | 2 | 1 | 0  | 0  | 0  | 0   | 0  | 0  | 0  | 2  | 1  | 0  | 0  | .333 | .600 | 0 |

## CHAMPIONSHIP SERIES RECORD

| Year | Club/Opp.   | AVG. | G | AB | R | H | 2B | 3B | HR | RBI | SH | SF | HP | BB | SO | SB | CS | SLG  | OBP  | E |
|------|-------------|------|---|----|---|---|----|----|----|-----|----|----|----|----|----|----|----|------|------|---|
| 2018 | HOU vs. BOS | .273 | 5 | 11 | 1 | 3 | 1  | 0  | 1  | 1   | 0  | 0  | 0  | 3  | 2  | 0  | 0  | .636 | .429 | 0 |

## KEMP'S CAREER BESTS

Hits: 3 (six times), last: May 12, 2019 vs. Texas

Home Runs: 1 (15 times), September 21, 2019 vs. St. Louis

Runs Batted In: 5, May 22, 2018 vs. San Francisco

Stolen Bases: 2, July 8, 2018 vs. Chicago (AL)

Hitting Streak: 4 (five times), last: September 21 to 28, 2019

Hitless Streak (At Bats): 19, September 18 to 29, 2018

Game Ending RBI: 1, April 27, 2019 vs. Cleveland (home run)

Grand Slams: None

Pinch-Hit Home Runs: 2, September 21, 2019 vs. St. Louis (Giovanny Gallegos); April 27, 2019 vs. Cleveland (Adam Cimber)

Inside-The-Park Home Runs: None

Lead Off Home Runs: None



**OUTFIELDER**

**Height/Weight:** 5-11 / 203      **Bats/Throws:** Right / Right  
**Birthdate:** July 15, 1994      **Opening Day Age:** 25  
**Birthplace/Resides:** Santo Domingo, Dominican Republic / Santo Domingo, Dominican Republic  
**Major League Service:** 1 year, 59 days  
**Obtained:** Acquired from Houston for Brandon Bailey, Nov. 20, 2017  
**Contract Status:** First year of a one-year contract through 2020

**CAREER HIGHLIGHTS**

Was originally selected by Houston in the 16th round of the 2014 draft and was traded to the A's following the 2017 season...made his Major League debut with Oakland in 2018 and is a .288 hitter with 29 home runs and 86 RBI in 171 games over two seasons...has 19 outfield assists in 169 career games in the outfield...is a 271 (397-for-1466) hitter with 76 doubles, 22 triples, 45 home runs, 199 RBI and 100 stolen bases in 395 games over five seasons in the minors...appeared in 241 games in right field, 117 in center field and 29 in left field...led all of minor league baseball with a .428 on-base percentage in 2016...was also named to the California League All-Star team that season...played for Glendale in the Arizona Fall League in 2016.

**2019 HIGHLIGHTS**

Batted .288 with 24 home runs and 67 RBI in 123 games in a season interrupted by a five-week stay on the injured list with a right lower leg stress reaction...added 29 doubles for a .521 slugging percentage...was successful in 13-of-15 (86.7%) stolen base attempts and is now 20-for-23 (87.0%) in his career...led the A's in steals and they were the fewest by an A's team-leader since Shannon Stewart had 11 in 2007...at the age of 24, he is the youngest Athletic with 20 or more home runs and 10 or more stolen bases in a season since Jose Canseco did it in 1988 at the age of 23...despite missing 32 games while on the IL, he tied for third among American League outfielders with 10 assists, including five in his first 18 games...now has 19 assists in 169 career games in the outfield since making his Major League debut on Aug. 3, 2018, which are the most by any ML outfielder over that span...tied for fifth in the AL in sacrifice flies (8) and tied for ninth in hit by pitches (11)...was hitting .265 with a .468 slugging percentage and .782 OPS in 91 games before the All-Star Break...then batted .358 with a .679 slugging percentage and 1.090 OPS in 32 games after the break...his post-break batting average was the best in the AL among players with 100 or more plate appearances...had the third-best slugging percentage and fourth-best OPS...using the same minimum, the batting average was third best in Oakland history and the slugging percentage ranked fourth...hit 21 of his 24 home runs and collected 59 of his 67 RBI in 109 games as a center fielder...ranked third among AL center fielders in RBI and tied for third in home runs...the home runs were fifth most in Oakland history by a center fielder and the most since Dave Henderson had 25 in 1991...hit .296 (37-for-125) against left-handed pitchers, .285 (88-for-309) against right-handers...his career splits are .288 against lefties, .288 against righties...batted .292 at home, .284 on the road...was a perfect 8-for-8 in stolen base attempts at home and is now 12-for-12 in his career...hit .288 during the day, .288 at night...his average dropped to .235 with runners in scoring position, including .184 with RISP and two outs...18 of his 24 home runs were solo shots...batted .333 with nine doubles and eight home runs (.700 slugging percentage) when leading off an inning...ranked seventh in the AL in slugging and OPS (1.081) leading off an inning and 10th in batting...is a .339 career hitter with a .693 slugging percentage and 1.097 OPS when leading off an inning...hit .226 with 11 of his 24 home runs and 30 of his 67 RBI with two strikes...committed seven errors in 122 games overall in the outfield, which tied for second among AL outfielders...had a .977 fielding percentage...made a team-leading 104 starts in center field and 11 of his final 12 in right field...went 0-for-3 as a pinch hitter and is now 0-for-4 with three strikeouts in the pinch in his career...started games

**OAKLAND A'S  
 MOST HOME RUNS,  
 CENTER FIELDER**

- 33 Dwayne Murphy (1984)
- 27 Dwayne Murphy (1982)
- 25 Dave Henderson (1991)
- 24 Dave Henderson (1988)
- 21 Ramón Laureano (2019)

at every spot in the order except third and ninth...saw his most action with a team-leading 45 games batting eighth...hit .358 with seven home runs and 18 RBI in 26 games batting fifth...had just 27 walks against 123 strikeouts and his average of 4.6 strikeouts per walk was fourth highest in Oakland history among players with 450 or more plate appearances.

**OAKLAND:** Became the A's sixth different Opening Day starter in center field in the last six years on March 20 against Seattle in Tokyo (Crisp, Fuld, Burns, R.Davis, Powell)...went 0-for-5...had five outfield assists over a 12-game span from April 1 to 14...batted .176 over his first 10 games...then had his first career four-hit game April 5 at Houston (also June 18 vs. Baltimore)...hit .169 over an 18-game stretch from April 16 to May 7, which dropped his average to .216...then batted .317 over his final 87 games...was awarded Major League Baseball's Play of the Week April 22 after robbing Teoscar Hernández of a home run in the second inning on April 21 against Toronto...reached base safely in a career-high 28 consecutive games from May 8 to June 9...hit .318 with a .353 on-base percentage during the streak...it was the second-longest reaching base streak by a center fielder in Oakland history (33, Dwayne Murphy, May 18-June 21, 1979)...grounded into the first double play of his career May 10 against Cleveland...that snapped a career-opening 83-game streak without a GIDP, which was the second-longest such streak in Oakland history (84, Jason McDonald, June 5, 1997-May 9, 1998)...had the walk-off RBI single May 11 vs. Cleveland, his second career game-ending RBI...had a career-high 16-game hitting streak from May 16 to June 4...went 23-for-63 (.365) with nine doubles and three home runs during the streak...had an Oakland record-tying streak of five consecutive games with a double from May 20-25 (fifth time: Tejada, 2003; Long, 2001; Stairs, 1997; Rudi, 1973)...had six home runs and 18 RBI in 57 games through the end of May...then had seven home runs and 22 RBI in 28 games in June...tied for fourth in the AL in RBI in June...had his first career grand slam, a career-high tying five RBI and his first career two-steal game June 12 at Tampa Bay...became the first Athletic with a grand slam and two stolen bases in the same game since Elmer Valo on June 21, 1949...is the first Athletic with five RBI and two steals in one game since Bing Miller on June 21, 1929...the last Major Leaguer to do it was Brandon Phillips on July 30, 2015 (7 RBI, 2 SB)...went 0-for-4 with four strikeouts June 20 against Tampa Bay, his first career four-strikeout game...it began a 14-game stretch where he hit .196 with 21 strikeouts...was hit by a pitch an Oakland record-tying two times June 22 against Tampa Bay...scored a run in 11 consecutive games from July 5 to 20 (17 runs total), which was the longest such streak by an Athletic since Ben Grieve also had an 11-game streak from April 29-May 10, 2000...it fell one short of the Oakland record of 12...homered in three straight games for the first time in his career, July 6-12...was named AL Player of the Week for the week of July 15-21 after going 13-for-24 (.542) with 10 runs, six doubles, two home runs, two RBI and five multiple hit games in six games...it was his first career weekly honor...batted .392 with 22 runs, nine doubles, eight home runs, 18 RBI and 11 multiple hit games in 22 games in July...led the American League in on-base percentage (.443), ranked second in batting (.392), slugging (.838) and OPS (1.281), tied for fourth in runs, tied for fifth in extra base hits (17), tied for sixth in doubles and tied for sixth in home runs...based on a minimum of 75 plate appearances, he had the best July batting average in Oakland history and the second-best slugging percentage and OPS to Mark McGwire in 1996 (.859/1.318)...was placed on the injured list July 31 retroactive to July 28 with a right lower leg stress reaction...did not have a rehab assignment before he was reinstated Sept. 6...made his first two starts in center field before making 11 of his final 12 starts in right...hit .315 in 16 games overall in September...started in right field in the AL Wild Card Game on Oct. 2 against Tampa Bay and went 1-for-3...drove in the A's only run with a third inning sacrifice fly.

## CAREER

**2018**—Spent the first four months of the season with Triple-A Nashville where he batted .297 with 14 home runs and 35 RBI in 64 games...was recalled by Oakland Aug. 3 and hit .288 with five home runs and 19 RBI in 48 games with the A's in his Major League debut...started 42 of the A's 52 games in center field following his promotion...had nine outfield assists, which led ML rookies and tied for second in Oakland history by a rookie (11, Mitchell Page in 1977)...they tied for fifth among all American League outfielders...had just 47 games in the outfield and his assists were second most in Athletics history by an outfielder with fewer than 50 games played to Wally Schang, who had 12 in 41 games for the 1915 Philadelphia A's...they matched the most by an ML outfielder with fewer than 50 games over the last 95 years (sixth time, last by Alex Escobar with Cleveland in 42 games in 2004)...all 47 of his defensive appearances came in cen-

ter field, including 42 starts...was 7-for-8 (87.5%) in stolen base attempts and tied for sixth among AL rookies in steals...did not ground into a double play and his 156 at bats were fourth most in Oakland history among players with no GDP...they were the most since Jason McDonald had 236 in 1997...hit .297 with all five of his home runs against right-handed pitchers, .267 against left-handers...had a .324 batting average with runners in scoring position...batted .322 with four of his five home runs and 16 of his 19 RBI in 28 games at home compared to .246 in 20 games on the road...hit .353 with a .455 on-base percentage and .676 slugging percentage when leading off an inning...batted .309 with all five of his home runs at night...hit .346 over innings 1-6, .173 from the seventh inning on...batted .353 against AL Central teams...slugged four of his five home runs against Texas...struck out in his only pinch hitting appearance...started games at every spot in the order except third and fourth... had his most starts in the eighth spot (13) and hit .356 in 16 games overall batting eighth...was recalled from Triple-A Nashville Aug. 3 and went 1-for-5 in a start in center field in his Major League debut that night against Detroit...collected his first hit and RBI with a walk-off RBI single off Buck Farmer in the bottom of the 13th inning of the A's 1-0 win...since the RBI became an official stat in 1920, he is the first Athletic with a walk-off RBI for his first ML hit...had an assist that night and the next game against the Tigers to become the first player in Oakland A's history with an outfield assist in each of the first two games of his career...stole the first base of his career and had his first multiple hit game in a 3-for-4 performance in his third game, Aug. 5 against Detroit... hit the first two home runs of his career Aug. 20 against Texas, both off Bartolo Colon (second and sixth inning)...became the 10th player in Athletics history to hit his first two home runs in the same game (last: Chapman on July 15, 2017)...is the fourth player in Oakland history to hit his first Major League home run off a pitcher with at least 200 career wins (last: Kurt Abbott off Jack Morris on Sept. 9, 1993)...is 21 years and 52 days younger than Colon...was three months shy of his third birthday when Colon made his ML debut on April 4, 1997...also had a career-high five RBI on the 20th against the Rangers...batted .317 in 23 games in August...collected his second career two-homer game Sept. 7 against Texas...it came in his 29th game and he is the first player in Athletics history with two-multi homer games in his first 29 games...the previous earliest was Jose Canseco, who did it in his 42nd game on April 21, 1986...his first home run that day led off the game, which was the first leadoff home run of his career...matched his season high with three hits on Sept. 12 at Baltimore and then had two assists the next night against the Orioles... was the A's starting center fielder in the Wild Card game Oct. 3 at New York and went 0-for-3 with a walk...had 31 walks with the Sounds for a .380 on-base percentage...was successful in 11-of-13 (84.6%) stolen base attempts...missed the first seven weeks while on the disabled list and the final five with Oakland...while he was with the Sounds (May 21-Aug. 1), he ranked fourth in the Pacific Coast League in hits (73), tied for fourth in runs (44), tied for fifth in home runs and ninth in stolen bases...led the A's farm system in slugging (.524), ranked fifth in on-base percentage and tied for sixth in home runs...batted .372 with nine home runs and 19 RBI in 29 games in July and August...hit .297 against left-handed pitchers and .297 against right-handers...batted .324 with nine of his 15 home runs on the road...had a .336 batting average with runners on base...hit .384 in the sixth inning or later...appeared in 45 games in right field, 19 in center field and one in left field...had 13 assists, which ranked third among PCL outfielders...batted .350 with a .450 on-base percentage in 26 games batting leadoff...hit second 25 times and batted in every spot in the order except fourth, eighth and ninth...began the season on Nashville's disabled list with a non-displaced fracture of the fifth metacarpal bone on his left hand...was reinstated May 21... went 4-for-5 with three doubles June 13 at El Paso...it was his first of two four-hit games (July 24 at Las Vegas)...had a season-high 11-game hitting streak from July 1 through the first game of a July 13 doubleheader (16-for-42, .381)...also hit safely in each of his final 11 games at Triple-A beginning July 20 and was 22-for-44 (.500) with 13 runs, four doubles, five home runs, nine RBI and seven multiple hit games over that stretch...had his lone two-steal game July 20 against Oklahoma City...stole the 100th base of his minor league career July 30 at Salt Lake...hit .373 with eight home runs and 18 RBI in 28 games in July...walked 13 times and was hit by a pitch four times for a .450 on-base percentage...slugged .673 and had a 1.122 OPS...led the PCL in runs in July (24), tied for the lead in hits (41), ranked second in home runs and slugging, tied for second in extra base hits (16) and fourth in OPS.

**MOST ASSISTS,  
OUTFIELDER,  
AUG. 3, 2018-PRESENT**

- 19 Ramón Laureano (OAK)
- 16 Hunter Renfroe (SD)
- 14 Leury Garcia (CWS)
- 13 four players tied

**2017**—Spent his final season in the Houston organization at Double-A Corpus Christi where he batted .227 with 11 home runs and 55 RBI in 123 games...tied for third in the Texas League in triples (6) and ranked fourth in stolen bases (24)...had the fifth-lowest batting average among league qualifiers...led TL outfielders in games, assists (16) and double plays (6)...batted .295 against left-handed pitching compared to .209 against right-handers...had an .891 OPS against lefties, .609 against righties...hit .193 with three home runs in 63 games in the first half, .262 with eight home runs in 60 games in the second half...had a .196 average with the bases empty, .268 with runners on...committed four errors in 123 games in the outfield for a .984 fielding percentage...appeared in 95 games in right field and 31 in center field...compiled a season-best 10-game hitting streak from April 11 to 22...went 12-for-43 (.279) with nine RBI during the streak...had a 74-game errorless streak from April 23 to July 23...drove in a season-high four runs April 28 against Frisco...was successful in each of his 13 stolen base attempts from May 26 to Aug. 19...had his lone two-steal game of the season June 21 against San Antonio...was named Texas League Batter of the Week for the week of July 3 to 9...went 14-for-29 (.483) with five doubles, two triples, two home runs and five RBI during the week...was a perfect 5-for-5 with two doubles, a triple and three RBI July 9 against Arkansas...went 22-for-57 (.386) over his final 15 games...had an RBI in eight consecutive games from Aug. 22-31 and batted .484 with five home runs and 12 RBI over that span...collected his lone two-homer game of the season Aug. 23 against Midland...went 4-for-5 Aug. 29 at Frisco.

**2016**—Had a breakout campaign while splitting his season between Double-A Corpus Christi and Single-A Lancaster...combined to hit .319 with 28 doubles, seven triples, 15 home runs, 73 RBI and a .955 OPS...named an Astros Organization All-Star by MiLB.com as a utility player...led all of minor league baseball with a .428 on-base percentage as he drew 70 walks in his 116 games...began the year with Lancaster, where he hit .317 with 19 doubles, 10 home runs, 60 RBI and 33 steals en route to being named a California League All-Star...named Lancaster's Player of the Month for July as he hit .460 with 12 extra-base hits, 15 RBI and a 1.350 OPS in 17 games...also named the California League Player of the Week for the week of July 11-17...hit .652 (15-for-23) with six doubles, two triples, four home runs and 11 RBI in seven games that week...was promoted to Corpus Christi on July 21 and hit .323 in 36 games with the Hooks...named Corpus Christi's Player of the Month for August after hitting .318 with 15 runs scored, four doubles, one triple, four homers, six steals and a .944 OPS in 24 games...following the season, was assigned to Glendale in the Arizona Fall League, where he hit .295 with four doubles, eight RBI, four steals and an .817 OPS...earned AFL Player of the Week the first week after hitting .571 (8-for-14) with two triples, two doubles, three RBI, eight runs scored and three steals in four games.

**2015**—Played his entire season with Single-A Quad Cities, where he hit .265 with 15 doubles, eight triples, four home runs and 34 RBI in 76 games.

**2014**—Drafted by Houston in the 16th round and signed on June 18...assigned to Rookie Level Greeneville and played in just 16 games in his professional debut...placed on the 60-day DL on July 25 and finished his campaign sidelined.

## PERSONAL/MISCELLANEOUS

Ramón Laureano was originally signed by Astros scout Jim Stevenson...was born in the Dominican Republic but graduated from Upper Rim Christian HS in Dix Hills, NY, in 2012...attended Northeastern Oklahoma A&M for two years (2013-14)...was selected to the Men's Division 1 all-Region 2 team in 2014 after hitting a team-leading .439 with 19 doubles, 13 home runs, 69 RBI and 22 stolen bases...posted a .500 OBP, while recording more walks (21) than strikeouts (18).

## LIFETIME PLAYING RECORD

| Year                       | Club           | AVG         | G          | AB         | R          | H          | 2B        | 3B       | HR        | RBI       | SH       | SF        | HP        | BB        | SO         | SB        | CS       | SLG         | OBP         | E        |
|----------------------------|----------------|-------------|------------|------------|------------|------------|-----------|----------|-----------|-----------|----------|-----------|-----------|-----------|------------|-----------|----------|-------------|-------------|----------|
| 2014                       | Greeneville    | .189        | 16         | 53         | 8          | 10         | 0         | 0        | 1         | 2         | 1        | 0         | 0         | 7         | 16         | 4         | 0        | .245        | .283        | 0        |
| 2015                       | Quad Cities    | .265        | 76         | 287        | 43         | 76         | 15        | 8        | 4         | 34        | 1        | 1         | 4         | 21        | 83         | 18        | 3        | .415        | .323        | 4        |
| 2016                       | Lancaster      | .317        | 80         | 293        | 69         | 93         | 19        | 5        | 10        | 60        | 0        | 5         | 9         | 50        | 86         | 33        | 11       | .519        | .426        | 3        |
|                            | Corpus Christi | .323        | 36         | 124        | 20         | 40         | 9         | 2        | 5         | 13        | 0        | 0         | 4         | 20        | 33         | 10        | 3        | .548        | .432        | 0        |
| 2017                       | Corpus Christi | .227        | 123        | 463        | 65         | 105        | 21        | 6        | 11        | 55        | 0        | 2         | 8         | 40        | 110        | 24        | 5        | .369        | .298        | 4        |
| 2018                       | Nashville      | .297        | 64         | 246        | 44         | 73         | 12        | 1        | 14        | 35        | 0        | 3         | 4         | 31        | 70         | 11        | 2        | .524        | .380        | 3        |
|                            | OAKLAND        | .288        | 48         | 156        | 27         | 45         | 12        | 1        | 5         | 19        | 0        | 2         | 2         | 16        | 50         | 7         | 1        | .474        | .358        | 1        |
| 2019                       | OAKLAND        | .288        | 123        | 434        | 79         | 125        | 29        | 0        | 24        | 67        | 1        | 8         | 11        | 27        | 123        | 13        | 2        | .521        | .340        | 7        |
| <b>Major League Totals</b> |                | <b>.288</b> | <b>171</b> | <b>590</b> | <b>106</b> | <b>170</b> | <b>41</b> | <b>1</b> | <b>29</b> | <b>86</b> | <b>1</b> | <b>10</b> | <b>13</b> | <b>43</b> | <b>173</b> | <b>20</b> | <b>3</b> | <b>.508</b> | <b>.345</b> | <b>8</b> |

## CAREER TRANSACTIONS

**2014** — Selected by the Houston Astros organization in the 16th round of the First-Year Player Draft. **2017** — Traded to the Oakland Athletics organization for minor league pitcher Brandon Bailey, November 20. **2019** — On the injured list, July 29 to September 5.

## WILD CARD RECORD

| Year          | Club/Opp.   | AVG.        | G        | AB       | R        | H        | 2B       | 3B       | HR       | RBI      | SH       | SF       | HP       | BB       | SO       | SB       | CS       | SLG         | OBP         | E        |
|---------------|-------------|-------------|----------|----------|----------|----------|----------|----------|----------|----------|----------|----------|----------|----------|----------|----------|----------|-------------|-------------|----------|
| 2018          | OAK vs. NYY | .000        | 1        | 3        | 0        | 0        | 0        | 0        | 0        | 0        | 0        | 0        | 0        | 1        | 2        | 0        | 0        | .000        | .250        | 0        |
| 2019          | OAK vs. TB  | .333        | 1        | 3        | 0        | 1        | 0        | 0        | 0        | 1        | 0        | 1        | 0        | 0        | 1        | 0        | 0        | .333        | .250        | 0        |
| <b>Totals</b> |             | <b>.167</b> | <b>2</b> | <b>6</b> | <b>0</b> | <b>1</b> | <b>0</b> | <b>0</b> | <b>0</b> | <b>1</b> | <b>0</b> | <b>1</b> | <b>0</b> | <b>1</b> | <b>3</b> | <b>0</b> | <b>0</b> | <b>.167</b> | <b>.250</b> | <b>0</b> |

## LAUREANO'S CAREER BESTS

**Hits:** 4 (twice), last: June 18, 2019 vs. Baltimore

**Home Runs:** 2 (twice), September 7, 2018 vs. Texas; August 20, 2018 vs. Texas

**Runs Batted In:** 5 (twice), June 12, 2019 at Tampa Bay; August 20, 2018 vs. Texas

**Stolen Bases:** 2, June 12, 2019 at Tampa Bay

**Hitting Streak:** 16, May 16 to June 4, 2019

**Hitless Streak (At Bats):** 14, April 14 to 21, 2019

**Game Ending RBI:** 2, May 11, 2019 vs. Cleveland (single), August 3, 2018 vs. Detroit (single)

**Grand Slams:** 1, June 12, 2019 at Tampa Bay (Colin Poche)

**Pinch-Hit Home Runs:** None

**Inside-The-Park Home Runs:** None

**Lead Off Home Runs:** 1, September 7, 2018 vs. Texas (Yovani Gallardo)

## OAKLAND ATHLETICS 20 OR MORE HITS IN A GAME

| Hits | Opponent            | Date               | Hits | Opponent        | Date               |
|------|---------------------|--------------------|------|-----------------|--------------------|
| 29   | at Texas            | July 1, 1979       | 21   | at Detroit      | August 15, 1998    |
| 25   | at Houston          | September 10, 2019 | 21   | at Seattle      | April 13, 1990     |
| 25   | at Boston           | June 14, 1969      | 21   | at Baltimore    | April 26, 1974     |
| 24   | San Francisco       | June 26, 2005      | 20   | San Diego       | June 17, 2015      |
| 24   | Texas               | September 30, 2000 | 20   | at Kansas City  | August 12, 2014    |
| 24   | at Cleveland        | August 28, 1998    | 20   | at Chicago (AL) | September 8, 2009  |
| 23   | at Texas            | May 10, 1973       | 20   | at Los Angeles  | May 1, 2008        |
| 22   | at Kansas City      | August 26, 2019    | 20   | at Cleveland    | August 2, 2001     |
| 22   | Los Angeles (AL)    | September 20, 2018 | 20   | at Tampa Bay    | September 15, 2000 |
| 22   | at Minnesota        | September 11, 2013 | 20   | at Kansas City  | May 3, 2000        |
| 22   | Minnesota           | July 20, 2009      | 20   | at Minnesota    | April 10, 1994     |
| 22   | Cincinnati          | June 9, 2004       | 20   | at Texas        | October 2, 1985    |
| 22   | at Minnesota        | April 27, 1980     | 20   | at California   | July 30, 1983      |
| 21   | at Los Angeles (NL) | April 11, 2018     | 20   | Cleveland       | August 24, 1981    |
| 21   | at Detroit          | August 28, 2013    | 20   | at Cleveland    | August 3, 1980     |
| 21   | at Boston           | July 28, 2009      | 20   | New York        | June 12, 1971      |
| 21   | at Kansas City      | June 18, 2000      |      |                 |                    |

**RIGHT-HANDED PITCHER****Height/Weight:** 6-3 / 195**Bats/Throws:** Right / Right**Birthdate:** September 13, 1991 **Opening Day Age:** 28**Birthplace/Resides:** Plano, Texas / McKinney, Texas**Major League Service:** 26 days**Obtained:** Signed to a minor league contract, November 15, 2019**Contract Status:** First year of a one-year contract through 2020**NON-ROSTER INVITEE****CAREER HIGHLIGHTS**

Is 1-1 with an 8.53 ERA in four career games in the majors, including two starts...made his debut with one start with Los Angeles (NL) in 2015 and also appeared in three games for San Diego in 2017...is 75-70 with a 4.46 ERA in 219 games, including 209 starts in nine seasons as a minor leaguer in the Dodgers (2011-16), Mariners (2016), Padres (2017), Rays (2018) and Mets (2019) farm systems...was originally a first round pick of Los Angeles in 2010 out of McKinney HS in Texas...earned Minor League Pitcher of the Year honors for the Dodgers in 2013 and 2015...was rated as the Dodgers number two prospect by *Baseball America* in 2011, number one in 2012 and number five in 2013.

**2019 HIGHLIGHTS**

Pitched for Triple-A Syracuse and Double-A Binghamton in the New York Mets organization and combined for a 9-4 record and a 5.09 ERA in 24 games, including 21 starts, in a season shortened by four stints on the injured list...allowed a .296 opponents batting average but walked just 33 in 122.0 innings, an average of 2.43 per nine innings...ranked third in the Mets farm system in wins, fifth in innings pitched (122.0), seventh in strikeouts (100) and tied for seventh in games started...went 5-1 with a 2.09 ERA in eight starts with Binghamton and 4-3 with a 6.99 ERA in 16 games with Syracuse...allowed a combined .296 batting average with both clubs...that included a mark of .284 (66-for-232) against left-handed hitters compared to .306 (81-for-265) against right-handers...yielded a .302 batting average with runners in scoring position and a .301 average to batters leading off an inning...was 8-4 with a 4.55 ERA in 21 starts, 1-0 with a 10.32 ERA in three relief appearances (all with Syracuse)...with Binghamton, went 4-0 with a 1.48 ERA in five starts on the road and 4-0 with a 1.20 ERA in five starts at night.

**MINORS:** Began the season at Syracuse and allowed five runs on 10 hits in 2.2 innings in his first start on April 9 against Rochester, his shortest start of the season...then walked a season-high four batters in 4.2 innings in his next start April 14 at Pawtucket...was credited with his first win April 20 against Pawtucket when he allowed a run on four hits in 5.1 innings in the second game of a doubleheader...surrendered four runs in each of his next two starts, both no decisions...ended up going 1-0 in five starts in April, despite a 6.33 ERA and .356 opponents batting average...struck out a season-high eight batters in 5.0 innings in a 7-4 win at Columbus May 10...then went 2-2 with an 8.80 ERA and .321 opponents batting average over his next six games from May 17 to June 11...yielded a season-high eight runs in 4.2 innings in relief of a rehabbing Justin Wilson June 11 against Charlotte but was the winning pitcher in a 15-8 decision...logged a season-high 99 pitches in that contest...was placed on the injured list the first time on June 12 with a left shin contusion...was reinstated June 19 and started that day at Charlotte...had a no decision in a 9-7 loss (5.0 ip, 8 h, 4 r, 4 er, 1 bb, 4 so, 3 hr) and returned to the IL the next day with a left shin contusion...was reinstated June 27 and pitched 2.2 innings of relief the next day at Buffalo (5 h, 1 r, 1 er, 1 bb, 5 so) before returning to the IL June 29 with a strained left calf...was reinstated and transferred to Binghamton July 7...won three consecutive starts from July 12-23, allowing just one earned run in 16.2 innings (0.54 ERA)...then allowed five runs in 6.0 innings for his only Double-A loss on July 28 against Bowie...was moved back to Syracuse Aug. 3 and allowed five runs on a season-high 11 hits in a 9-7 loss at Buffalo that day...went on the IL a fourth time Aug. 5 with a strained left calf...was reinstated from the IL Aug. 17 and sent to Binghamton Aug.



19...went 2-0 with a 1.74 ERA over his final three starts...tossed a season-high 7.1 innings and matched his season high with eight strikeouts in a 5-1 win at New Hampshire Aug. 25.

## CAREER

**2018**—Combined for a 12-6 record and a 3.65 ERA in 26 games, including 25 starts, with Double-A Montgomery and Triple-A Durham...went 8-1 with a 2.31 ERA in 13 games with Montgomery and 4-5 with a 5.02 ERA in 13 starts at Durham...was named to the Southern League Midseason All-Star team...led the Tampa Bay farm system in wins, starts and innings pitched (145.2) and was fourth in strikeouts (107)...allowed a .276 opponents batting average, including .267 against left-handed hitters compared to .283 against right-handers...issued 24 of his 35 walks to lefties...yielded a .208 average with runners in scoring position...opponents hit .293 when leading off an inning but he walked just 10...combined for an 8-1 record and a 2.74 ERA in 15 games in his home ballparks...was 4-5 with a 5.05 ERA in 11 starts on the road...was 5-0 with a 1.41 ERA in five starts during the day, 7-6 with a 4.28 ERA in 21 games at night...began the year at Montgomery and went 3-0 with a 1.30 ERA in five starts in April...did not allow a home run in 27.2 innings...had another three-game winning streak from May 8-19 (2.14 ERA)...earned SL Pitcher of the Week honors for the week of May 7-13 after going 2-0 with a 1.20 ERA in two starts (15.0 ip, 14 h, 3 r, 2 er, 6 bb, 12 so)...capped the week by tossing a nine-hit, nine-inning shutout May 13 against Jackson...walked two and struck out eight in a 1-0 win...it was third career complete game but it was the first time he pitched nine innings...was 6-1 with a 2.17 ERA in nine starts when he was moved up to Durham May 23...started and lost May 26 at Louisville (6.0 ip, 7 h, 4 r, 4 er, 5 so) and returned to Montgomery May 29...was on the disabled list from June 2-10 with a strained right groin...had a season-high four-game winning streak from June 11 to July 2...logged a 1.15 ERA and .202 opponents batting average over that five-game stretch...struck out a career-high tying nine in 7.0 scoreless innings in an 8-4 win at Tennessee on June 16...made his lone relief appearance of the season June 22 against Birmingham (5.0 ip, 6 h, 2 r, 2 er, 3 bb, 4 so)...was sent back to Durham June 27 and spent the rest of the season with the Bulls...was 3-0 with a 2.33 ERA in five games in June...made one postseason start for Durham and was the losing pitcher in a 5-2 loss to Scranton/Wilkes-Barre on Sept. 14 (3.1 ip, 6 h, 2 r, 2 er, 1 bb, 1 so).

**2017**—Spent most of the season at Triple-A El Paso where he was 2-5 with a 7.12 ERA in 16 games, including 14 starts...also had a stint with San Diego in April, going 1-0 with a 5.63 ERA in three games, including one start...allowed a .250 opponents batting average with the Padres but walked eight batters in 8.0 innings for a .390 on-base percentage...yielded a .222 average against right-handed hitters, .286 against left-handers...had not pitched for El Paso when he was recalled by San Diego April 9...started and combined on a three-hit, 6-0 shutout at Colorado on April 12 for his first Major League win...tossed 5.1 innings and allowed two of the hits while walking four...then allowed five runs in 2.2 innings over two relief appearances and was optioned to El Paso April 23...spent the balance of the season with the Chihuahuas...allowed a .320 opponents batting average, including .242 against right-handed hitters compared to .390 against left-handers...was 1-1 with a 5.63 ERA over his first four starts at Triple-A when he was placed on the disabled list May 15 with a strained left oblique...was reinstated June 9...logged a season-high 6.1 innings July 23 vs. Omaha...struck out a season-high six July 28 against Iowa...was released on Aug. 14.

**2016**—Split the season between Triple-A Oklahoma City in the Los Angeles Dodgers organization and Triple-A Tacoma of the Seattle Mariners organization, pitching to a combined 7-14 record with a 6.14 ERA and 107 strikeouts against 39 walks in 27 starts...over his first six starts with Triple-A Oklahoma City, went 5-1 with a 4.09 ERA and 27 strikeouts against five walks, with 10 of those 15 earned runs coming in one outing on April 28 at Omaha...allowed two earned runs or fewer in the five wins...acquired by Seattle from Los Angeles (NL) in exchange for infielder Chris Taylor on June 16...went 0-9 with a 7.39 ERA with 50 strikeouts against 24 walks in 14 starts for Triple-A Tacoma...claimed off waivers by San Diego on Dec. 13.

**2015**—Spent the majority of the season with Triple-A Oklahoma City while making his Major League debut with the Dodgers in July...selected as the Dodgers 2015 Branch Rickey Minor League Pitcher of the Year for the second time (also, 2013) after ranking among Pacific Coast League leaders (min. 100 IP) in WHIP (1.11, 1st), ERA (2.70, 2nd), strikeout-to-walk ratio (4.26,

3rd), home runs per nine innings (0.40, 3rd) and wins (11, T-3rd)...saw his first big league action in two stints with the Dodgers, making his first Major League start at New York (NL) on July 25...took the loss in a 15-2 decision, allowing seven runs on 11 hits in 4.2 innings while striking out three...went 11-6 with a 2.70 ERA and a 1.11 WHIP in 19 starts for Triple-A Oklahoma City, posting a 4.26 strikeout-to-walk ratio, striking out 81 batters against 19 walks in 113.1 innings pitched...posted an ERA under 3.00 in each of the season's first two months with a 1.80 ERA in four April starts and 2.84 ERA in six May starts...held opposing hitters to a .257 average in the minors, while limiting the opposition to a .210 average with runners in scoring position...did not pitch during the month of June after developing some irritation in his right middle finger due to poor circulation...made two rehab starts for the Rookie-Level Arizona League Dodgers and Single-A Rancho Cucamonga before returning to Oklahoma City on July 11.

**2014**—Saw his first action at the Triple-A level, spending the entire season with Albuquerque, going 7-13 with a 5.38 ERA in 28 games, 27 starts...led the Isotopes' staff with 150.2 innings pitched and 27 starts, both of which were professional career highs...was a non-roster invitee to Dodgers Spring Training and traveled with the club to Australia, where he started the club's exhibition game against Team Australia and struck out six in 4.0 innings of one-run ball in a no-decision.

**2013**—Spent the entire season with Double-A Chattanooga, pitching to a combined 10-10 record with a 3.22 ERA and a career-high 131 strikeouts against 35 walks in 28 games, 25 starts...selected as the Dodgers 2013 Branch Rickey Minor League Pitcher of the Year and led the Lookouts in wins, strikeouts and innings pitched...also ranked among Southern League leaders in strikeouts (3rd), WHIP (1.17, t-3rd), innings pitched (9th) and wins (t-9th)...earned Southern League Pitcher of the Week honors for May 17 - June 2...entered the season rated by *Baseball America* as the Dodgers No. 5 prospect and having the organization's best changeup.

**2012**—Split the season between Single-A Rancho Cucamonga and Double-A San Antonio, pitching to a combined 6-6 record with a 4.39 ERA and 103 strikeouts against 32 walks in 25 starts...combined to limit right-handed hitters to a .242 batting average...earned Southern League Pitcher of the Week honors for Aug. 27 - Sept. 3...entered the season rated by *Baseball America* as the Dodgers No. 1 prospect and the No. 62 overall prospect.

**2011**—Made his professional debut for Single-A Great Lakes, going 9-6 with a 3.47 ERA and 91 strikeouts against 32 walks...ranked second among Great Lakes pitchers in wins and third in strikeouts...rated as *Baseball America*'s No. 39 prospect on its midseason Top 50 list...entered the season rated as the Dodgers No. 2 prospect by *Baseball America*.

**2010**—Was the Dodgers first round pick but did not sign until Aug. 16...did not pitch.

## PERSONAL/MISCELLANEOUS

Zach Lee was originally signed by Los Angeles Dodgers scout Calvin Jones...had committed to playing baseball and football at Louisiana State University and enrolled in summer school prior to signing with the Dodgers as a 1st-round (28th overall) selection in the 2010 First-Year Player Draft...as a senior at McKinney (TX) High School, won 11 games with a 2.15 ERA and 90 strikeouts...ranked by *Baseball America* as the 14th-best right-handed pitcher and the 29th-best overall prospect entering the draft...was a highly rated quarterback in high school, passing for 2,565 yards and 31 touchdowns as a senior to earn a Texas All-State Class 4A Honorable Mention selection...passed for 2,935 yards and 33 touchdowns and was named District 9-4A Offensive Player of the Year as a junior in 2008.

## LIFETIME PITCHING RECORD

| Year                       | Club             | W         | L         | ERA         | G          | GS         | CG       | SHO      | SV       | IP            | H           | R          | ER         | HR         | HB        | BB         | IBB      | SO         | WP        | BK       |
|----------------------------|------------------|-----------|-----------|-------------|------------|------------|----------|----------|----------|---------------|-------------|------------|------------|------------|-----------|------------|----------|------------|-----------|----------|
| 2011                       | Great Lakes      | 9         | 6         | 3.47        | 24         | 24         | 0        | 0        | 0        | 109.0         | 101         | 51         | 42         | 9          | 7         | 32         | 0        | 91         | 8         | 0        |
| 2012                       | Rancho Cucamonga | 2         | 3         | 4.55        | 12         | 12         | 0        | 0        | 0        | 55.1          | 60          | 31         | 28         | 9          | 1         | 10         | 0        | 52         | 0         | 0        |
|                            | Chattanooga      | 4         | 3         | 4.25        | 13         | 13         | 0        | 0        | 0        | 65.2          | 69          | 37         | 31         | 6          | 1         | 22         | 3        | 51         | 0         | 0        |
| 2013                       | Chattanooga      | 10        | 10        | 3.22        | 28         | 25         | 1        | 1        | 0        | 142.2         | 132         | 57         | 51         | 13         | 4         | 35         | 1        | 131        | 5         | 0        |
| 2014                       | Albuquerque      | 7         | 13        | 5.38        | 28         | 27         | 0        | 0        | 0        | 150.2         | 177         | 105        | 90         | 18         | 6         | 54         | 0        | 97         | 5         | 0        |
| 2015                       | Oklahoma City    | 11        | 6         | 2.70        | 19         | 19         | 1        | 0        | 0        | 113.1         | 107         | 40         | 34         | 5          | 4         | 19         | 0        | 81         | 2         | 0        |
|                            | AZL Dodgers      | 1         | 0         | 0.00        | 1          | 1          | 0        | 0        | 0        | 5.0           | 0           | 0          | 0          | 0          | 0         | 0          | 0        | 2          | 0         | 0        |
|                            | Rancho Cucamonga | 1         | 0         | 3.60        | 1          | 1          | 0        | 0        | 0        | 5.0           | 4           | 2          | 2          | 0          | 0         | 1          | 0        | 2          | 0         | 0        |
|                            | LOS ANGELES (NL) | 0         | 1         | 13.50       | 1          | 1          | 0        | 0        | 0        | 4.2           | 11          | 7          | 7          | 1          | 0         | 1          | 0        | 3          | 0         | 0        |
| 2016                       | Oklahoma City    | 7         | 5         | 4.89        | 13         | 13         | 0        | 0        | 0        | 73.2          | 95          | 47         | 40         | 11         | 0         | 15         | 0        | 57         | 3         | 1        |
|                            | Tacoma           | 0         | 9         | 7.39        | 14         | 14         | 0        | 0        | 0        | 74.1          | 98          | 64         | 61         | 11         | 4         | 24         | 0        | 50         | 6         | 0        |
| 2017                       | El Paso          | 2         | 5         | 7.12        | 16         | 14         | 0        | 0        | 0        | 67.0          | 89          | 55         | 53         | 11         | 2         | 34         | 0        | 43         | 0         | 0        |
|                            | SAN DIEGO        | 1         | 0         | 5.63        | 3          | 1          | 0        | 0        | 0        | 8.0           | 8           | 5          | 5          | 1          | 0         | 8          | 0        | 6          | 0         | 0        |
| 2018                       | Montgomery       | 8         | 1         | 2.31        | 13         | 12         | 1        | 1        | 0        | 74.0          | 72          | 23         | 19         | 4          | 1         | 20         | 0        | 59         | 2         | 0        |
|                            | Durham           | 4         | 5         | 5.02        | 13         | 13         | 0        | 0        | 0        | 71.2          | 86          | 44         | 40         | 6          | 1         | 15         | 0        | 48         | 2         | 0        |
| 2019                       | Syracuse         | 4         | 3         | 6.99        | 16         | 13         | 0        | 0        | 0        | 74.2          | 110         | 63         | 58         | 8          | 2         | 27         | 0        | 63         | 2         | 0        |
|                            | Binghamton       | 5         | 1         | 2.09        | 8          | 8          | 0        | 0        | 0        | 47.1          | 37          | 13         | 11         | 3          | 2         | 6          | 0        | 37         | 0         | 0        |
| <b>Major League Totals</b> |                  | <b>1</b>  | <b>1</b>  | <b>8.53</b> | <b>4</b>   | <b>2</b>   | <b>0</b> | <b>0</b> | <b>0</b> | <b>12.2</b>   | <b>19</b>   | <b>12</b>  | <b>12</b>  | <b>2</b>   | <b>0</b>  | <b>9</b>   | <b>0</b> | <b>9</b>   | <b>0</b>  | <b>0</b> |
| <b>Minor League Totals</b> |                  | <b>75</b> | <b>70</b> | <b>4.46</b> | <b>219</b> | <b>209</b> | <b>3</b> | <b>2</b> | <b>0</b> | <b>1129.1</b> | <b>1237</b> | <b>632</b> | <b>560</b> | <b>114</b> | <b>35</b> | <b>314</b> | <b>4</b> | <b>864</b> | <b>35</b> | <b>1</b> |

## CAREER TRANSACTIONS

**2010** — Selected by the Los Angeles Dodgers organization in the 1st round (28th selection overall) of the First-Year Player Draft. **2016** — Traded to the Seattle Mariners for infielder Chris Taylor, June 19. Claimed off waivers by the San Diego Padres, December 13. **2017** — Released, August 14. **2018** — Signed by the Tampa Bay Rays to a minor league contract, March 15. Elected free agency, November 2; signed by the New York Mets to a minor league contract, December 18. **2019** — Elected free agency, November 4; signed by the Oakland Athletics to a minor league contract, November 15.

## LEE'S CAREER BESTS

**Low Hit Complete Game:** None

**Innings Pitched:** 5.1, April 12, 2017 at Colorado. As reliever: 2.2, April 18, 2017 vs. Arizona


**Strikeouts:** 3 (three times), last: April 18, 2017 vs. Arizona

**Pitches:** 90 (twice), last: April 12, 2017 at Colorado. As reliever: 66, April 18, 2017 vs. Arizona

**Longest Winning Streak:** 1, April 12, 2017 to present

**Longest Losing Streak:** 1, July 25, 2015

**Longest Scoreless Streak:** 5.1, April 12, 2017

**LEFT-HANDED PITCHER****Height/Weight:** 6-4 / 205**Bats/Throws:** Left / Left**Birthdate:** March 24, 1987**Opening Day Age:** 33**Birthplace/Resides:** Brenham, Texas / Bellville, Texas**Major League Service:** 2 years, 15 days**Obtained:** Signed to a minor league contract, November 18, 2019**Contract Status:** First year of a one-year contract through 2020**NON-ROSTER INVITEE****CAREER HIGHLIGHTS**

Spent parts of four seasons in the majors with Seattle from 2012-15 and is 3-5 with two saves and a 4.35 ERA in 111 career appearances, all in relief...pitched in 63 games as a rookie in 2012 and then 35, 12 and one over the next three years...was the fourth of six pitchers in Seattle's combined no-hitter against the Dodgers on June 8, 2012...is 35-24 with 14 saves and a 3.69 ERA in 346 games, including 19 starts, in 11 seasons in the minors...did not pitch in 2018...pitched in the Arizona Fall League in 2010...was drafted twice by the Chicago White Sox before signing with the Milwaukee Brewers after they drafted him in 2008...went to the Mariners as a Rule 5 selection following the 2011 season...has also pitched in the Angels, Reds, Orioles and Diamondbacks organizations.

**2019 HIGHLIGHTS**

Was signed by Arizona to a minor league contract Feb. 2 after not pitching professionally in 2018...spent the first two months of the season at Double-A Jackson and was 4-1 with a 1.08 ERA in 22 relief appearances when he was moved up to Triple-A Reno June 1...was 5-2 with a save and a 3.14 ERA in 33 outings with the Aces...combined to go 9-3 with a 2.38 ERA and .231 opponents batting average in 55 games overall...struck out 74 batters in 68.0 innings (9.79 strikeouts per nine innings) and walked 21 for a strikeout-to-walk ratio of 3.52...yielded just four home runs (0.53 per nine innings)...his nine wins were his most as a professional and his 55 appearances were his most as a minor leaguer...led the Diamondbacks farm system in games pitched and tied for third in wins...his opponents batting average broke down to .215 (20-for-93) against left-handed hitters compared to .240 (37-for-154) against right-handers...allowed a .204 batting average to hitters leading off an inning...opponents hit .256 with runners in scoring position...with Jackson, did not allow a run in 12 games on the road (13.0 ip) or five games during the day (5.0 ip)...tossed at least one innings in 47 of his 55 appearances, including two or more 10 times.

**MINORS:** Retired the side in order in the eighth inning April 4 at Jacksonville in his first professional outing since June 13, 2017 for Norfolk against Indianapolis (0.2 ip)...did not allow an earned run over his first 10 games (10.1 innings)...then yielded two runs and walked a season-high two batters April 27 against Pensacola...compiled a 1.42 ERA in 12 games in April...then went 3-0 with a 0.73 ERA in 10 appearances in May...had a five-game winning streak from May 3 to June 26...had a season-high five strikeouts May 6 against Birmingham (also Aug. 3 vs. Omaha and Aug. 9 at New Orleans)...did not allow a run over his final eight games (8.0 innings) at Double-A from May 13-29...was promoted to Reno June 1 and allowed at least one run in each of his first four games at Triple-A (7.20 ERA)...then had a seven-game, 8.2-inning scoreless streak from June 15-27, during which opponents went 1-for-26 with a walk...tossed a season-high 2.2 scoreless innings June 18 at San Antonio...matched his season-high with two walks June 30 at Las Vegas...allowed four runs on a season-high five hits without retiring a batter July 21 against Fresno...surrendered his first home run of the season in that game, snapping a season-opening 40-game, 46.0-inning, 185-batter homerless streak...yielded a season-high five runs in 0.2 innings Aug. 16 against Sacramento, but only one was earned...then recorded his lone save of the season the next day against the River Cats with a scoreless inning of relief...went 3-0 with a 1.65 ERA and his lone save in 10 games in August...struck out 23 batters in 16.1 innings.

## CAREER

**2018**—Did not pitch professionally in 2018.

**2017**—Was signed by Cincinnati to a minor league contract following the 2016 season and went 1-2 with a 4.55 ERA in 20 relief appearances with Triple-A Louisville before he was released June 1...signed by the Baltimore organization June 4 and went 1-0 with a 4.50 ERA with Triple-A Norfolk before going on the disabled list June 14 with a strained left forearm...missed the rest of the season...combined with both clubs for a 2-2 record, a 4.55 ERA and a .291 opponents batting average in 24 relief appearances...struck out 33 in 31.2 innings...yielded a .213 average against left-handed hitters compared to .338 and all five of his home runs against right-handers...opponents hit .192 when leading off an inning...began the year at Louisville...logged a 3.20 ERA over a 13-game stretch from April 18 to May 24...tossed a season-high 4.0 innings April 23 against Durham...struck out a season-high five in 3.0 innings against Norfolk on May 10...was released June 1 and signed by the Baltimore organization June 4...did not allow a run in three of his four appearances with Norfolk before going on the DL.

**2016**—Spent the season at Triple-A Salt Lake, where he made 48 relief appearances and converted two saves in four opportunities...was promoted to Los Angeles (AL) on May 22, but four days later was designated for assignment without making an appearance for the Angels...was outrighted to Salt Lake on May 27 and spent the rest of the minor league season there...was a non-roster invitee to the Angels Major League spring training camp.

**2015**—Spent most of the season at Triple-A Tacoma, where he made 29 appearances in relief...made his only Major League appearance on April 25 for Seattle against Minnesota.

**2014**—Had five separate stints with Seattle: April 9-14, April 25-May 2, July 10-16, Aug. 8-9 and Sept. 1-end of season...made eight appearances in September after only four appearances in first four stints...held left-handed batters to a .133 average...stranded six of eight inherited runners (75%)...went 3-2 with three saves and a 3.32 ERA in 42 appearances...ranked second among Rainiers relievers in appearances and strikeouts (70).

**2013**—Went 1-3 with a 4.86 ERA in 35 games over three stints with the Mariners: April 1-10, May 1-26 and July 8-end of season...held opponents scoreless in 25 of 35 appearances, including a season-high 8.2 innings (seven games) from Aug. 24-Sept. 9...faced only one batter in nine of 35 appearances...retired his only batter faced in six of those nine games...limited opponents to a .296 average, including .259 vs. lefties...allowed only two extra-base hits vs. left-handed opponents...struck out at least one batter in 19 of 22 games, including 14 appearances with at least two strikeouts.

**2012**—As a December 2011 Rule 5 Draft pick, he made his Major League debut with 63 relief appearances for the Mariners, fourth-most among American League rookie pitchers...stranded 42 of his 50 inherited baserunners, which was the seventh-best percentage in the AL (84%)...established Mariners single-season and career records by posting an ERA of 0.00 through his first 25 appearances (16.2 ip, 1 r)...did not allow an extra-base hit in any of his first 26 appearances, the second-longest streak to open a Mariners season...on June 8 was the fourth of six pitchers used in Seattle's combined no-hitter against the Dodgers...in the eighth inning retired his only batter faced (James Loney)...made his ML debut on April 7 at Oakland and struck out the only batter he faced (Josh Reddick).

**2011**—Spent the entire season with Double-A Huntsville...went 1-3 with three saves and a 3.13 ERA...struck out 69 in 46 games (one start)...limited left-handed hitters to a .175 batting average with no home runs allowed and 32 strikeouts...allowed just 5 of 30 inherited runners to score.

**2010**—Split his season between Brevard County and Double-A Huntsville...combined to go 4-3 with a 2.95 ERA in 39 appearances (three starts)...went 1-1 with a 2.29 ERA in 16 games, one start, with Brevard County before being promoted to Double-A on June 7...held left-handed hitters to a .158 batting average...pitched for Surprise and Phoenix in the Arizona Fall League.

**2009**—Spent the entire season with Single-A Brevard County in the Florida State League...went 6-7 with a 4.48 ERA in 27 appearances, including seven starts...went 3-3 with a 3.50 ERA as a starter and 3-4 with two saves and a 5.11 ERA in 20 relief appearances.

**2008**—Made his professional debut with rookie-level Helena and West Virginia...named Pioneer League Pitcher of the Week July 21.

## PERSONAL/MISCELLANEOUS

Lucas Lester Luetge was originally signed by Brewers scout Brian Sankey...attended Bellville (TX) High School, where he was All-State and District MVP in both his junior and senior seasons...was a classmate of NFL wide receiver Emmanuel Sanders...in 2006 and 2007, he played at San Jacinto College in Pasadena, Tex. (11-3, 3.56 ERA)...followed that with one season at Rice University (1-0, 6.16 ERA).

## LIFETIME PITCHING RECORD

| Year                       | Club           | W         | L         | ERA         | G          | GS        | CG       | SHO      | SV        | IP              | H          | R          | ER         | HR        | HB        | BB         | IBB       | SO         | WP        | BK       |
|----------------------------|----------------|-----------|-----------|-------------|------------|-----------|----------|----------|-----------|-----------------|------------|------------|------------|-----------|-----------|------------|-----------|------------|-----------|----------|
| 2008                       | Helena         | 4         | 0         | 0.00        | 5          | 1         | 0        | 0        | 0         | 14.0            | 5          | 2          | 0          | 0         | 1         | 5          | 0         | 13         | 4         | 0        |
|                            | West Virginia  | 2         | 1         | 3.72        | 8          | 6         | 0        | 0        | 0         | 36.1            | 35         | 16         | 15         | 2         | 0         | 10         | 0         | 33         | 4         | 1        |
| 2009                       | Brevard County | 6         | 7         | 4.48        | 27         | 7         | 0        | 0        | 2         | 92.1            | 93         | 55         | 46         | 6         | 9         | 38         | 0         | 75         | 5         | 0        |
| 2010                       | Brevard County | 1         | 1         | 2.29        | 16         | 1         | 0        | 0        | 0         | 35.1            | 36         | 10         | 9          | 1         | 1         | 10         | 1         | 21         | 6         | 0        |
|                            | Huntsville     | 3         | 2         | 3.48        | 23         | 2         | 0        | 0        | 0         | 44.0            | 52         | 25         | 17         | 4         | 2         | 17         | 1         | 47         | 6         | 0        |
| 2011                       | Huntsville     | 1         | 3         | 3.13        | 46         | 1         | 0        | 0        | 3         | 69.0            | 63         | 29         | 24         | 3         | 1         | 23         | 4         | 69         | 6         | 0        |
| 2012                       | SEATTLE        | 2         | 2         | 3.98        | 63         | 0         | 0        | 0        | 2         | 40.2            | 37         | 20         | 18         | 3         | 1         | 24         | 6         | 38         | 5         | 0        |
| 2013                       | Tacoma         | 0         | 0         | 4.35        | 22         | 0         | 0        | 0        | 1         | 31.0            | 28         | 16         | 15         | 4         | 0         | 16         | 0         | 45         | 2         | 0        |
|                            | SEATTLE        | 1         | 3         | 4.86        | 35         | 0         | 0        | 0        | 0         | 37.0            | 42         | 22         | 20         | 2         | 2         | 16         | 2         | 27         | 4         | 0        |
| 2014                       | Tacoma         | 3         | 2         | 3.32        | 42         | 0         | 0        | 0        | 3         | 62.1            | 58         | 24         | 23         | 6         | 4         | 27         | 2         | 70         | 7         | 0        |
|                            | SEATTLE        | 0         | 0         | 5.00        | 12         | 0         | 0        | 0        | 0         | 9.0             | 6          | 5          | 5          | 3         | 0         | 5          | 0         | 7          | 1         | 0        |
| 2015                       | SEATTLE        | 0         | 0         | 0.00        | 1          | 0         | 0        | 0        | 0         | 2.1             | 0          | 0          | 0          | 0         | 0         | 2          | 0         | 2          | 0         | 0        |
|                            | AZL Mariners   | 0         | 0         | 0.00        | 1          | 1         | 0        | 0        | 0         | 1.0             | 0          | 0          | 0          | 0         | 0         | 0          | 0         | 1          | 0         | 0        |
|                            | Tacoma         | 3         | 2         | 5.33        | 29         | 0         | 0        | 0        | 2         | 49.0            | 57         | 31         | 29         | 8         | 3         | 23         | 0         | 37         | 4         | 0        |
| 2016                       | Salt Lake      | 1         | 1         | 4.85        | 48         | 0         | 0        | 0        | 2         | 55.2            | 58         | 32         | 30         | 4         | 4         | 26         | 1         | 58         | 8         | 1        |
| 2017                       | Louisville     | 1         | 2         | 4.55        | 20         | 0         | 0        | 0        | 0         | 27.2            | 34         | 17         | 14         | 4         | 1         | 9          | 0         | 30         | 4         | 0        |
|                            | Norfolk        | 1         | 0         | 4.50        | 4          | 0         | 0        | 0        | 0         | 4.0             | 3          | 2          | 2          | 1         | 0         | 3          | 0         | 3          | 0         | 0        |
| 2018                       |                |           |           |             |            |           |          |          |           | (Did not pitch) |            |            |            |           |           |            |           |            |           |          |
| 2019                       | Jackson        | 4         | 1         | 1.08        | 22         | 0         | 0        | 0        | 0         | 25.0            | 14         | 3          | 3          | 0         | 1         | 7          | 0         | 28         | 3         | 0        |
|                            | Reno           | 5         | 2         | 3.14        | 33         | 0         | 0        | 0        | 1         | 43.0            | 43         | 22         | 15         | 4         | 5         | 14         | 2         | 46         | 2         | 0        |
| <b>Major League Totals</b> |                | <b>3</b>  | <b>5</b>  | <b>4.35</b> | <b>111</b> | <b>0</b>  | <b>0</b> | <b>0</b> | <b>2</b>  | <b>89.0</b>     | <b>85</b>  | <b>47</b>  | <b>43</b>  | <b>8</b>  | <b>3</b>  | <b>47</b>  | <b>8</b>  | <b>74</b>  | <b>10</b> | <b>0</b> |
| <b>Minor League Totals</b> |                | <b>35</b> | <b>24</b> | <b>3.69</b> | <b>346</b> | <b>19</b> | <b>0</b> | <b>0</b> | <b>14</b> | <b>589.2</b>    | <b>579</b> | <b>284</b> | <b>242</b> | <b>47</b> | <b>32</b> | <b>228</b> | <b>11</b> | <b>576</b> | <b>61</b> | <b>2</b> |

## CAREER TRANSACTIONS

**2005** — Selected by the Chicago White Sox organization in the 31st round of the First-Year Player Draft; did not sign. **2006** — Selected by the Chicago White Sox organization in the 18th round of the First-Year Player Draft; did not sign. **2008** — Selected by the Milwaukee Brewers organization in the 21st round of the First-Year Player Draft. **2011** — Selected by the Seattle Mariners in the Rule 5 draft, December 8. **2015** — Elected free agency, November 6; signed by the Los Angeles Angels to a minor league contract, December 8. **2016** — Elected free agency, October 3; signed by the Cincinnati Reds to a minor league contract, November 25. **2017** — Released, June 1; signed by the Baltimore Orioles to a minor league contract, June 4. Elected free agency, November 6. **2019** — Signed by the Arizona Diamondbacks to a minor league contract, February 2. Elected free agency, November 4; signed by the Oakland Athletics to a minor league contract, November 18.

## LUETGE'S CAREER BESTS

**Low Hit Complete Game:** None  
**Innings Pitched:** 3.0 (twice), last: May 21, 2013 at Los Angeles (AL)  
**Strikeouts:** 4, May 21, 2013 at Los Angeles (AL)  
**Pitches:** 46 (twice), last: July 31, 2013 at Boston  
**Longest Winning Streak:** 1 (three times), last: September 4, 2013  
**Longest Losing Streak:** 3, September 8, 2012 to July 31, 2013  
**Longest Scoreless Streak:** 15.0, April 17 to June 15, 2012



**LEFT-HANDED PITCHER**

**Height/Weight:** 6-0 / 218      **Bats/Throws:** Left / Left

**Birthdate:** September 30, 1997      **Opening Day Age:** 22

**Birthplace/Resides:** Lima, Peru / Parkland, Florida

**Major League Service:** 21 days

**Obtained:** Acquired from Washington with Blake Treinen and Sheldon Neuse for Sean Doolittle and Ryan Madson, July 16, 2017

**Contract Status:** First year of a one-year contract through 2020

**CAREER HIGHLIGHTS**

Was selected by Washington in the 3rd round of the 2016 First-Year Player Draft and was traded to Oakland July 16, 2017...made his Major League debut with the A's during a September call-up in 2019 and logged a 1.50 ERA and .119 opponents batting average in six relief appearances...is 14-7 with a 2.53 ERA in 46 games, including 43 starts, in three seasons in the minors...has 234 strikeouts in 195.2 innings (10.76 strikeouts per nine innings)...was a Texas League Midseason and Postseason All-Star in 2018...started for the World Team in the 2018 Futures Game...was named the A's number one prospect by *Baseball America* following the 2018 and 2019 seasons after being ranked number five in 2017.

**2019 HIGHLIGHTS**

Had his season interrupted twice by a strained left shoulder but, after going 2-1 with a 2.51 ERA and .221 opponents batting average in 11 games (nine starts) with three minor league teams, he was selected by Oakland on Sept. 9 after Las Vegas concluded its season...had no decisions, two saves, a 1.50 ERA and .119 opponents batting average in six relief appearances in his Major League debut...struck out 16 batters in 12.0 innings (12.00 per nine innings) and walked just three for a .196 on-base percentage...allowed two doubles and one home run for a .238 slugging percentage...left-handed hitters were 1-for-14 (.071) with no extra base hits, one walk and a .205 OPS...right-handed hitters batted .143 (4-for-28) with a .547 OPS...opponents hit .138 with his lone home run with the bases empty, .077 with runners on...they were 1-for-8 (.125) with runners in scoring position...allowed a .095 average with two strikes...did not inherit any runners and first batters faced were 1-for-5 (.200) with a walk...made his debut on Sept. 11 at Houston and tossed a season-high 3.0 innings...allowed one run on one hit, a Martin Maldonado solo home run in the sixth inning...did not walk a batter and struck out two...fanned the first batter he faced, Aledmys Díaz...at the age of 21 years, 346 days, he became the youngest A's pitcher since Brett Anderson on Oct. 1, 2009 (21 years, 242 days)...became the first player born in Peru in ML history...in his second outing, he tossed the final three innings of the A's 6-1 win at Texas on Sept. 15 for his first professional save...at the age of 21 years, 350 days, he became the youngest A's pitcher to save a game since Houston Street on July 8, 2005 (21 years, 340 days)...allowed one run and struck out a season-high four...did not allow a run over his final four games and finished the season with a 7.0-inning scoreless streak...tossed 1.0 inning twice, 2.0 innings twice and 3.0 innings twice...tossed 3.0 scoreless innings of relief in the AL Wild Card game on Oct. 2 against Tampa Bay (1 h, 2 bb, 4 so)...the appearance came two days after his 22nd birthday, making him the second-youngest pitcher in Oakland postseason history...Rich Harden had two outings in 2003, with the youngest coming at 21 years and 305 days...was rated as the A's number one prospect by *Baseball America* following the season.

**MINORS:** Was a non-roster invitee with the A's during the spring and had a 0.93 ERA in four games before he was shut down with a supraspinatus muscle strain...was assigned to Single-A Stockton June 11 and appeared in two games with the Ports and three with Las Vegas before going on the injured list July 4...made one rehab start with the AZL A's Green before he was reinstated from the IL Aug. 10 and sent to Stockton...moved back to Las Vegas Aug. 15...combined to strike out 57 batters in 43.0 minor league innings (11.93 per nine innings)...walked just eight (1.67 per nine innings) for a strikeout-to-walk ratio of 7.13...his opponents batting average broke down to .132 (5-for-38) against left-handed hitters compared to .248 (31-for-125) with all four



of his home runs against right-handers...had a .379 OPS against lefties, .675 against righties...all four of the home runs were solo shots...yielded a .132 average with runners in scoring position...tossed fewer than five innings in nine of his 11 appearances, but logged at least two innings each time...surrendered one run or fewer eight times...had more strikeouts than innings pitched seven times...his only two relief appearances came in his first two outings with Stockton on June 11 against San Jose (3.0 scoreless innings) and June 16 at Modesto (nine strikeouts in 4.0 innings)...was transferred to Las Vegas June 22 and went 1-0 with a 3.65 ERA in three starts before going on the IL July 4 with a Grade 2 latissimus dorsi muscle strain...logged a season-low 2.0 innings in his rehab start with the A's Green squad in the Arizona Rookie League on Aug. 5 against the White Sox...was sent to Stockton for one start on Aug. 10 against Rancho Cucamonga and pitched 3.0 scoreless and hitless innings while striking out seven...returned to Las Vegas Aug. 15 and allowed a season-high five runs on a season-high six hits in 3.1 innings for his only loss that day against Albuquerque...then went 0-0 with a 1.17 ERA over his final three regular season starts...walked a season-high three batters Aug. 25 at Tacoma...struck out a season-high 10 batters and did not issue a walk in a season-high 6.0 innings in his final start on Aug. 30 against Tacoma...also had a season-high 93 pitches and a season-high tying six hits but yielded just one run and had a no decision in a 4-2 loss...also started Game 3 of the Pacific Coast League Conference Championship Series against Sacramento on Sept. 6 and was the winning pitcher in the Aviators 11-4 victory (5.2 ip, 7 h, 1 r, 1 er, 2 bb, 7 so).

## CAREER

**2018**—Made both his Double-A and Triple-A debut in just his second professional season...pitched for three different clubs in the A's farm system and combined for a 10-5 record and a 2.88 ERA in 23 starts with Single-A Stockton, Double-A Midland and Triple-A Nashville...struck out 129 batters in 109.1 innings, an average of 10.62 per nine innings...walked 30 for a strikeout-to-walk ratio of 4.3...surrendered just seven home runs (0.58 per nine innings)...ranked third in the A's farm system in ERA, tied for third in wins and fourth in strikeouts...was named a MiLB.com organization All-Star...allowed a .220 opponents batting average, including .213 against right-handed hitters compared to .250 against left-handers...surrendered six of his seven home runs to righties...yielded a .208 average with runners in scoring position...began the season at Stockton and was 2-1 with a 1.23 ERA in three starts when he was promoted to Midland on April 23...spent most of the season with the RockHounds, going 7-3 with a 2.29 ERA and .204 opponents batting average in 16 starts...the ERA was the lowest in the Texas League during his time at Double-A (April 23-Aug. 1)...also ranked second in opponents batting average, third in wins and fifth in strikeouts (86)...was named to the TL Midseason and Postseason All-Star teams...was promoted to Nashville Aug. 2 and was 1-1 with a 7.31 ERA in four starts with the Sounds...his teams were 14-9 (.609) in his starting assignments...tossed five innings or fewer in all but one start...allowed one run or fewer 16 times and three hits or fewer 14 times...walked one batter or fewer 15 times and had more strikeouts than innings pitched 14 times...struck out a season-high 10 batters in 5.0 innings in his second start on April 11 against Rancho Cucamonga...followed that with 5.0 scoreless and hitless innings April 17 at Modesto before being promoted to Midland April 23...made his Double-A debut April 24 at Corpus Christi and allowed two runs on three hits and a walk in 5.0 innings in a no decision...allowed one run or fewer in 10 consecutive starts from June 6 to Aug. 6 (includes one start with Nashville)...yielded just four runs total over that span and went 6-1 with a 0.53 ERA and .180 opponents batting average...won each of his final six decisions during that streak...allowed three hits or fewer in eight consecutive starts from June 6 to July 19 (19-for-140, .136)...had a 28.0-inning scoreless streak from June 17 to July 25...tossed a season-high 6.0 scoreless innings and allowed just three hits and one walk while matching his season high with 10 strikeouts on July 9 at Springfield...it was his only outing longer than five innings...started for the World Team in the All-Star Futures game in Washington, DC on July 15 (2.0 ip, 3 h, 1 r, 1 er, 0 bb, 2 so)...was promoted to Nashville Aug. 2 and tossed 5.0 scoreless innings for the win in his first start on Aug. 6 against Sacramento...was named the A's number one prospect by *Baseball America* following the season...was listed number seven on *Baseball America's* Top 100 Prospects listed and number 14 by MLB.com.

**2017**—Pitched for three different teams in two organizations in his professional debut and was a combined 2-1 with a 1.66 ERA and .216 opponents batting average in 12 games, including 11 starts...struck out 48 batters in 43.1 innings (9.97 strikeouts per nine innings) and walked just

five (1.04 per nine innings)...yielded two home runs...his opponents batting average broke down to .190 against left-handed hitters compared to .225 against right-handers...yielded a .262 average with the bases empty, .143 with runners on...opponents hit .171 with runners in scoring position...had a 0.82 ERA in the first inning and did not allow a run in the second inning (12.0 ip)... began the season with the Nationals affiliate in the Gulf Coast Rookie League and went 1-0 with a 1.32 ERA in three starts...made his professional debut June 28 against the Marlins (4.0 ip, 4 h, 1 r, 1 er, 0 bb, 7 so)...was credited with his first win July 10 against the Astros when he allowed one run on four hits in a season-high 5.0 innings...was traded to the Oakland A's with pitcher Blake Treinen and minor league infielder Sheldon Neuse for pitchers Sean Doolittle and Ryan Madson on July 16 and was assigned to the A's affiliate in the Arizona Rookie League...went 0-1 with a 1.54 ERA in four games, including three starts...was promoted to Vermont of the Short Season New York-Penn League Aug. 9 and was 1-0 with a 2.00 ERA in five starts with the Lake Monsters... allowed three runs in his first start but just two over his final four (1.20 ERA)...started and won Game 2 of the New York-Penn League Semifinals in the Lake Monsters two-game sweep of Hudson Valley...tossed 5.0 scoreless innings and allowed one hit and one walk while striking out five...was rated as the A's fifth-best prospect by *Baseball America* following the season.

**2016**—Did not pitch after undergoing “Tommy John” surgery while in high school.

## PERSONAL/MISCELLANEOUS

Jesús G. Luzardo was originally signed by Washington scout Alex Morales...graduated from Stoneman Douglas (FL) High School...went 4-0 with a 0.66 ERA in four starts as a senior in 2016 before undergoing “Tommy John” ligament replacement surgery on March 22, 2016...the surgery was performed by Dr. James Andrews.

## LIFETIME PITCHING RECORD

| Year | Club                | W                         | L | ERA  | G  | GS | CG | SHO | SV | IP    | H   | R  | ER | HR | HB | BB | IBB | SO  | WP | BK |
|------|---------------------|---------------------------|---|------|----|----|----|-----|----|-------|-----|----|----|----|----|----|-----|-----|----|----|
| 2016 | GCL Nationals       | (Injured — did not pitch) |   |      |    |    |    |     |    |       |     |    |    |    |    |    |     |     |    |    |
| 2017 | GCL Nationals       | 1                         | 0 | 1.32 | 3  | 3  | 0  | 0   | 0  | 13.2  | 14  | 2  | 2  | 1  | 0  | 0  | 0   | 15  | 2  | 1  |
|      | AZL Athletics       | 0                         | 1 | 1.54 | 4  | 3  | 0  | 0   | 0  | 11.2  | 9   | 2  | 2  | 0  | 1  | 1  | 0   | 13  | 1  | 0  |
|      | Vermont             | 1                         | 0 | 2.00 | 5  | 5  | 0  | 0   | 0  | 18.0  | 12  | 5  | 4  | 1  | 2  | 4  | 0   | 20  | 0  | 0  |
| 2018 | Stockton            | 2                         | 1 | 1.23 | 3  | 3  | 0  | 0   | 0  | 14.2  | 6   | 2  | 2  | 0  | 0  | 5  | 0   | 25  | 0  | 0  |
|      | Midland             | 7                         | 3 | 2.29 | 16 | 16 | 0  | 0   | 0  | 78.2  | 58  | 22 | 20 | 5  | 3  | 18 | 0   | 86  | 2  | 2  |
|      | Nashville           | 1                         | 1 | 7.31 | 4  | 4  | 0  | 0   | 0  | 16.0  | 25  | 13 | 13 | 2  | 1  | 7  | 0   | 18  | 1  | 1  |
| 2019 | AZL A's Green       | 0                         | 0 | 0.00 | 1  | 1  | 0  | 0   | 0  | 2.0   | 1   | 0  | 0  | 0  | 0  | 0  | 0   | 5   | 0  | 0  |
|      | Stockton            | 1                         | 0 | 0.90 | 3  | 1  | 0  | 0   | 0  | 10.0  | 6   | 1  | 1  | 1  | 0  | 0  | 0   | 18  | 1  | 0  |
|      | Las Vegas           | 1                         | 1 | 3.19 | 7  | 7  | 0  | 0   | 0  | 31.0  | 29  | 12 | 11 | 3  | 0  | 8  | 0   | 34  | 3  | 0  |
|      | OAKLAND             | 0                         | 0 | 1.50 | 6  | 0  | 0  | 0   | 2  | 12.0  | 5   | 2  | 2  | 1  | 1  | 3  | 0   | 16  | 2  | 0  |
|      | Major League Totals | 0                         | 0 | 1.50 | 6  | 0  | 0  | 0   | 2  | 12.0  | 5   | 2  | 2  | 1  | 1  | 3  | 0   | 16  | 2  | 0  |
|      | Minor League Totals | 14                        | 7 | 2.53 | 46 | 43 | 0  | 0   | 0  | 195.2 | 160 | 59 | 55 | 13 | 7  | 43 | 0   | 234 | 10 | 4  |

## CAREER TRANSACTIONS

**2016** — Selected by the Washington Nationals organization in the 3rd round of the First-Year Player Draft.

**2017** — Traded to the Oakland Athletics with pitcher Blake Treinen and minor league infielder Sheldon Neuse for pitchers Sean Doolittle and Ryan Madson, July 16.

## WILD CARD RECORD

| Year | Club/Opp.  | W | L | ERA  | G | GS | CG | SHO | SV | IP  | H | R | ER | HR | HB | BB | IBB | SO | WP | BK |
|------|------------|---|---|------|---|----|----|-----|----|-----|---|---|----|----|----|----|-----|----|----|----|
| 2019 | OAK vs. TB | 0 | 0 | 0.00 | 1 | 0  | 0  | 0   | 0  | 3.0 | 1 | 0 | 0  | 0  | 0  | 2  | 0   | 4  | 0  | 0  |

## LUZARDO'S CAREER BESTS

Low Hit Complete Game: None

Innings Pitched: 3.0 (twice), last: September 15, 2019 at Texas. (Note: Also had 3.0 on October 2, 2019 in the ALWC vs. Tampa Bay)

Strikeouts: 4, September 15, 2019 at Texas. (Note: Also had four on October 2, 2019 in the ALWC vs. Tampa Bay)

Pitches: 47, September 15, 2019 at Texas

Longest Winning Streak: None

Longest Losing Streak: None

Longest Scoreless Streak: 7.0, September 15, 2019 to present

**INFIELDER****Height/Weight:** 5-11 / 185**Bats/Throws:** Left / Right**Birthdate:** September 25, 1993**Opening Day Age:** 26**Birthplace/Resides:** Humacao, Puerto Rico / San Lorenzo, Puerto Rico**Major League Service:** None**Obtained:** Acquired from Philadelphia for cash considerations, December 12, 2019**Contract Status:** First year of a one-year contract through 2020**CAREER HIGHLIGHTS**

Was selected by the Chicago Cubs in the 10th round of the 2015 draft and spent five seasons in the Cubs organization before he was drafted by Philadelphia in the 2019 Rule 5 Draft and immediately traded to Oakland...is a .265 career hitter with 25 home runs and 206 RBI in 451 games in the minors...has played every position as a minor leaguer, including 153 at second base, 120 at third base, 82 at shortstop, 50 at first base, six in left field, two at pitcher and one each at catcher, center field and right field.

**2019 HIGHLIGHTS**

Spent most of the season at Double-A Tennessee in the Chicago Cubs organization, batting .294 with six home runs, 61 RBI and 63 walks (.403 on-base percentage) in 117 games...also had two stints with Iowa, going 8-for-25 (.320) in 12 games...combined for a .295 average, seven home runs, 65 RBI and 69 walks (.390 on-base percentage) in 129 games overall...had career highs in on-base percentage (.390), OPS (.802), hits (132), doubles (27), triples (2), extra base hits (36), walks, stolen bases (8), hit by pitches (5), intentional walks (10), sacrifice flies (7), games and at bats (447)...led the Cubs farm system in walks, tied for second in hits, tied for third in doubles and RBI, ranked fifth in total bases (184) and seventh in extra base hits...his on-base percentage was the best among Cubs full-season minor leaguers and his batting average ranked second...led the Southern League in on-base percentage (.386), tied for the lead in walks (63), tied for third in hits (124), ranked fifth in doubles (26), sixth in batting (.294) and 10th in RBI (61) and OPS (.789)...was named to the SL Midseason All-Star team...batted .302 (93-for-308) with six of his seven home runs against right-handed pitching compared to .281 (39-for-139) against left-handers...had a .375 batting average with runners in scoring position, including .383 with RISP and two outs...was 5-for-8 (.625) with three doubles and a home run with the bases loaded...hit six of his seven home runs in his home ballparks...batted .320 at home with Tennessee...had a .328 average during the day...started 45 games at shortstop, 43 at second base, 23 at third base, six at first base and one at catcher...made eight errors at shortstop (.949 fielding percentage), three at third base (.940), three at second base (.984) and one at first base (.984)...also played one game at each outfield position, all in one game on Aug. 30 when he played every position except pitcher...went 2-for-9 (.222) in two games at designated hitter and was 1-for-3 (.333) as a pinch hitter...hit in every spot in the order except sixth...saw most of his time batting second (47 games), third (39 games) and fifth (24 games)...played for Caguas in the Puerto Rican Winter League following the season and batted .333 with 10 RBI in 28 games.

**MINORS:** Began the year at Tennessee and hit safely in each of his first four games (4-for-13, .308) before he was transferred to Iowa April 11...went 6-for-19 (.316) with four walks in 10 games before he was sent back to Tennessee April 26...struck out just once in 75 plate appearances over a 19-game stretch from April 28 to May 18...was batting .250 over his first 10 games with the Smokies through May 1...then hit .405 (34-for-84) over a 22-game span from May 2-26 to boost his Double-A average to a season-high .366...was a perfect 4-for-4 with a walk, two doubles, a triple and three RBI May 17 at Jackson...had another four hit game May 22 against Pensacola...was named SL Player of the Week for the week of May 20-26 after going 10-for-21 (.476) with six runs, six RBI and four walks in five games...scored a career-high tying three runs May 31 at Biloxi (fifth time)...earned SL Player of the Month honors in May after hitting .369 with 12 doubles, one triple, one home run and 17 RBI in 27 games (.440 on-base percentage, .527 slugging percent-

age, .981 OPS)...had an 11-game hitting streak from June 6-21 (15-for-44, .341)...stole two bases in a game for the first time in his career, June 14 at Pensacola...started at second base for the North in the SL All-Star Game June 18 and went 2-for-5 with a run scored...hit his first career grand slam and collected a season-high four RBI June 25 at Chattanooga...went 15-for-72 (.208) over a 21-game stretch from July 4-27...singled, walked a career-high tying three times and had a sacrifice fly in five plate appearances at Chattanooga on July 30...hit safely in each of his final 14 games with Tennessee from Aug. 16-31, which was his longest hitting streak of the season...went 19-for-53 (.358) with 11 RBI, nine runs and nine walks during the streak...played every position except pitcher Aug. 30 at Mobile...started the game at catcher, his first career appearance behind the plate...then played, in order, one inning at third, short, second, first, left, center and right, before returning to third base in the ninth inning...it was also his first career appearances in center and right...went 2-for-4 with a RBI in the game, a 5-4 Smokies win...was moved up to Iowa Sept. 1 and was 2-for-6 (.333) with a home run and four RBI in two regular season games...then went 8-for-23 (.348) with two doubles, two home runs, two RBI, two walks and two stolen bases in five games for Iowa in the Pacific Coast League Semifinals against Round Rock.

## CAREER

**2018**—Began the year at Single-A Myrtle Beach and was hitting .209 with two home runs and 14 RBI in 33 games when he was moved up to Double-A Tennessee May 16...batted .220 with five home runs and 28 RBI in 79 games with the Smokies and combined for a .217 average, seven home runs and 42 RBI in 112 games overall...added 67 walks for a .343 on-base percentage...ranked third in the Cubs farm system in walks...struck out a career-high 77 times...hit .217 with all seven of his home runs against right-handed pitching, .215 against left-handers...batted .167 with the bases empty, .278 with runners on...hit .316 with runners in scoring position and two outs...combined for a .169 average and six of his seven home runs in his home ballparks...hit .264 on the road...connected for five of his seven home runs after the All-Star Break...batted .132 with a .253 on-base percentage when leading off an inning...started games at all four infield positions (48 at second base, 20 at third base, 12 at first base, five at shortstop) plus one in left field...committed eight errors, including four as a second baseman (.980 fielding percentage)...also hit .269 in 14 games at designated hitter and was 2-for-6 (.333) with a walk and a RBI as a pinch hitter...hit in every spot in the order except clean-up and saw his most action with 32 games batting second and 25 hitting third...had a 16-game reaching base streak from April 12 to May 2...went 18-for-52 (.346) with 20 walks (.434 on-base percentage) during the streak...was 4-for-6 with three RBI April 14 at Down East, his first of two four-hit games...had a season-best six-game hitting streak from April 26 to May 2 (8-for-22, .364)...batted .257 in April but walked 18 times in 22 games to fuel a .416 on-base percentage...went 0-for-4 in his Double-A debut May 17 against Mississippi but then went 17-for-34 (.500) with 10 RBI and eight walks over a 13-game span from May 23 to June 6 to lift his average with Tennessee to .429...was a perfect 4-for-4 with a career-high three doubles July 22 at Biloxi...had his highest single-month batting average in June when he hit .263...hit .314 with two home runs, 14 RBI and 19 walks (.413 on-base percentage) in 34 games for Caguas in the Puerto Rican Winter League.

**2017**—Played for the Cubs two Single-A affiliates at South Bend and Myrtle Beach and combined to hit .303 with 11 home runs and 72 RBI in 117 games...had career highs in batting, slugging (.438), home runs, RBI and runs scored (65)...led the Cubs farm system in hits (130), ranked third in RBI, tied for fifth in runs and sixth in total bases (188)...batted .308 against left-handed pitchers compared to .302 against right-handers...combined for a .253 average in his home ballparks...hit .342 on the road...batted .323 in the seventh inning or later and .315 with runners in scoring position...started 36 games at third base, 26 at second base, 22 at first base, four at shortstop and one in left field...also pitched once...was 3-for-7 (.429) with a walk and three RBI as a pinch hitter...hit in every spot in the order...batted .337 in 41 games in the two spot...batted .368 over his first 10 games...made his second career appearance as a pitcher in the second game of an April 7 doubleheader at West Michigan (1.2 ip, 2 h, 1 r, 1 er, 1 bb, 2 so)...hit his first career home run and drove in a career-high five runs April 26 at Lansing...it snapped a career-opening 102-game homerless streak...went 19-for-44 (.432) with 11 RBI over a 12-game stretch from May 30 to June 11...hit six of his 11 home runs and had 21 RBI over a 15-game stretch from June 29 to July 14...batted .327 in June and then hit .362 in July...went 12-for-22 (.545) with nine runs, a double, two home runs and seven RBI in a four-game series at Daytona July 7-10...that included a

career-high five-hit game on July 9 when he also drove in four runs...hit safely in each of his final seven games at South Bend before he was promoted to Myrtle Beach July 14...hit safely in each of his first four games with the Pelicans for an 11-game hitting streak overall...went 23-for-52 (.442) with 13 runs and 13 RBI during the streak...was 3-for-6 (.500) with a double and a walk in two postseason games.

**2016**—Began the season in extended Spring Training before joining Triple-A Iowa on June 14... had two stints on the DL and also played for Short-Season Single-A Eugene and Single-A South Bend...batted a combined .267 with no home runs and 17 RBI in 49 games...added 23 walks for a .377 on-base percentage...hit .289 against right-handed pitching, .211 against left-handers...batted .364 with a .462 on-base percentage when leading off an inning...started 19 games at second base, 12 at third base, four at shortstop and three in left field...committed five errors, all as a second baseman...also pitched for the first time in his career on July 8 at Colorado Springs (0.1 ip, 2 h, 1 bb)...went 4-for-12 (.333) with five walks over his first nine games with Iowa before going on the disabled list June 28 with a strained right calf...was reinstated July 6, went 1-for-6 in five games, and returned to the DL with the calf injury July 12...was reinstated from the DL and transferred to Eugene July 19...went 6-for-14 (.429) in four games before he was moved up to South Bend July 26...hit .243 with 11 RBI over his final 31 games...then went 2-for-9 (.222) with a triple and two walks in three postseason games.

**2015**—Bounced between Short-Season Single-A Eugene and Single-A South Bend in his professional debut and hit a combined .179 with 10 RBI in 44 games...batted .192 against right-handed pitchers, .120 against left-handers...started 18 games at third base, 17 at shortstop and five at second base...went 1-for-3 in his first game with Eugene on June 25 against Boise...had two doubles July 2 at Hillsboro, was promoted to South Bend July 3, and had two doubles the next day at Bowling Green...returned to Eugene Aug. 14 and was sent back to South Bend Aug. 25 to finish the year.

## PERSONAL/MISCELLANEOUS

Vimael Machín Soto was originally signed by Cubs scout Billy Swoope...attended Puerto Rico's Baseball Academy High School...graduated from Virginia Commonwealth University where he was a three-time all-conference selection...led VCU with a .339 batting average and 53 RBI in 2015.

### LIFETIME PLAYING RECORD


| Year                       | Club         | AVG         | G          | AB          | R          | H          | 2B        | 3B       | HR        | RBI        | SH        | SF        | HP        | BB         | SO         | SB        | CS       | SLG         | OBP         | E         |
|----------------------------|--------------|-------------|------------|-------------|------------|------------|-----------|----------|-----------|------------|-----------|-----------|-----------|------------|------------|-----------|----------|-------------|-------------|-----------|
| 2015                       | Eugene       | .188        | 11         | 32          | 2          | 6          | 2         | 0        | 0         | 3          | 0         | 0         | 2         | 1          | 6          | 1         | 1        | .250        | .257        | 2         |
|                            | South Bend   | .177        | 33         | 113         | 9          | 20         | 4         | 0        | 0         | 7          | 0         | 1         | 0         | 15         | 20         | 1         | 0        | .212        | .271        | 4         |
| 2016                       | Iowa         | .278        | 14         | 18          | 7          | 5          | 0         | 0        | 0         | 1          | 0         | 0         | 0         | 7          | 4          | 0         | 1        | .278        | .480        | 1         |
|                            | Eugene       | .429        | 4          | 14          | 2          | 6          | 0         | 0        | 0         | 5          | 0         | 2         | 0         | 3          | 2          | 2         | 0        | .429        | .474        | 2         |
| 2017                       | South Bend   | .243        | 31         | 103         | 11         | 25         | 6         | 0        | 0         | 11         | 2         | 0         | 2         | 13         | 23         | 3         | 0        | .301        | .339        | 2         |
|                            | Myrtle Beach | .274        | 45         | 157         | 19         | 43         | 6         | 0        | 1         | 15         | 0         | 0         | 0         | 16         | 31         | 0         | 2        | .331        | .341        | 2         |
| 2018                       | Myrtle Beach | .209        | 33         | 110         | 20         | 23         | 6         | 0        | 2         | 14         | 0         | 2         | 1         | 28         | 23         | 1         | 0        | .318        | .369        | 5         |
|                            | Tennessee    | .220        | 79         | 250         | 30         | 55         | 10        | 1        | 5         | 28         | 2         | 2         | 3         | 39         | 54         | 2         | 1        | .328        | .330        | 3         |
| 2019                       | Tennessee    | .294        | 117        | 422         | 47         | 124        | 26        | 1        | 6         | 61         | 1         | 7         | 5         | 63         | 57         | 8         | 2        | .403        | .386        | 13        |
|                            | Iowa         | .320        | 12         | 25          | 7          | 8          | 1         | 1        | 1         | 4          | 0         | 0         | 0         | 6          | 5          | 0         | 0        | .560        | .452        | 2         |
| <b>Minor League Totals</b> |              | <b>.265</b> | <b>451</b> | <b>1516</b> | <b>200</b> | <b>402</b> | <b>78</b> | <b>4</b> | <b>25</b> | <b>206</b> | <b>11</b> | <b>17</b> | <b>13</b> | <b>215</b> | <b>258</b> | <b>22</b> | <b>9</b> | <b>.371</b> | <b>.358</b> | <b>47</b> |

### LIFETIME PITCHING RECORD

| Year                       | Club       | W        | L        | ERA         | G        | GS       | SHO      | SV       | IP         | H        | R        | ER       | HR       | HB       | BB       | IBB      | SO       | WP       | BK       |
|----------------------------|------------|----------|----------|-------------|----------|----------|----------|----------|------------|----------|----------|----------|----------|----------|----------|----------|----------|----------|----------|
| 2016                       | Iowa       | 0        | 0        | 0.00        | 1        | 0        | 0        | 0        | 0.1        | 2        | 0        | 0        | 0        | 0        | 1        | 0        | 0        | 0        | 0        |
| 2017                       | South Bend | 0        | 1        | 5.40        | 1        | 0        | 0        | 0        | 1.2        | 2        | 1        | 1        | 0        | 0        | 1        | 0        | 2        | 0        | 0        |
| <b>Minor League Totals</b> |            | <b>0</b> | <b>1</b> | <b>4.50</b> | <b>2</b> | <b>0</b> | <b>0</b> | <b>0</b> | <b>2.0</b> | <b>4</b> | <b>1</b> | <b>1</b> | <b>0</b> | <b>0</b> | <b>2</b> | <b>0</b> | <b>2</b> | <b>0</b> | <b>0</b> |

### CAREER TRANSACTIONS

**2011** — Selected by the San Diego Padres organization in the 29th round of the First-Year Player Draft; did not sign. **2015** — Selected by the Chicago Cubs organization in the 10th round of the First-Year Player Draft. **2019** — Selected by the Philadelphia Phillies in the Major League Rule 5 draft, December 12. Traded to the Oakland Athletics for cash considerations, December 12.

**LEFT-HANDED PITCHER****Height/Weight:** 6-5 / 245**Bats/Throws:** Right / Left**Birthdate:** February 1, 1992**Opening Day Age:** 28**Birthplace/Resides:** Valparaiso, Indiana / Phoenix, Arizona**Major League Service:** 3 years, 157 days**Obtained:** Acquired from Kansas City with Aaron Brooks for Ben Zobrist and cash, July 28, 2015**Contract Status:** First year of a one-year contract through 2020**CAREER HIGHLIGHTS**

Made his Major League debut with Oakland in 2016 and is 35-28 with a 3.77 ERA in 86 games, 85 starts, in four seasons with the A's...was originally drafted by Kansas City as a Competitive Balance pick following the first round of the 2013 draft and was dealt to the A's just prior to the 2015 trading deadline in the Ben Zobrist deal...tossed the seventh no-hitter in Oakland history and the 12th in Athletics history on April 21, 2018 against Boston...pitched in the Arizona Fall League in 2015 and started for the East in the AFL Fall Stars Game...led the Carolina League and the Royals farm system with 146 strikeouts in 2014...was rated as the Royals number six prospect by *Baseball America* following the 2013 and number three after 2014...was rated as the A's number two prospect following the 2015 season.

**2019 HIGHLIGHTS**

Began the season on the 60-day injured list as he continued his recovery from Sept. 19, 2018 surgery on his left shoulder...went 3-3 with a 4.71 ERA and .222 opponents batting average in eight rehab starts before he was reinstated from the IL Sept. 1...made five starts with Oakland and was 4-0 with a 1.21 ERA and .160 opponents batting average...the ERA was second lowest in the majors among pitchers with 25 or more innings pitched (Yates SD, 1.19) and fifth lowest in Oakland history...using the same minimum, the batting average was third lowest in the majors and sixth lowest in Oakland history...allowed two runs or fewer in all five starts, including one run or fewer four times, and four hits or fewer four times...struck out 30 batters in 29.2 innings and walked just seven (2.12 per nine innings)...had a .229 opponents on-base percentage and .280 slugging percentage...his opponents batting average broke down to .129 (8-for-62) against right-handed hitters compared to .211 (8-for-38) against left-handers...however, issued six of his seven walks to righties...yielded two of his three home runs to righties and has surrendered 54 of his 62 career homers to right-handers...now has a .216 opponents batting average and .584 OPS in his career against lefties, .252 with a .734 OPS against righties...opponents were 3-for-31 (.097) with runners on base, 0-for-15 with runners in scoring position and 0-for-8 with RISP and two outs...all three of the home runs he allowed were solo shots...did not allow a run in innings one through four (20.0 ip) and opponents were 8-for-63 (.127)...had a 3.72 ERA and .216 opponents average from the fifth inning on...was 2-0 with a 0.50 ERA in three starts during the day, 2-0 with a 2.31 ERA in two starts at night...is now 16-4 with a 3.21 ERA in 32 career day games, 19-24 with a 4.13 ERA in 54 starts at night...yielded a .073 batting average with two strikes...did not allow a hit to the opponent's eight (0-for-9) or nine (0-for-10) hitter...went 4-0 in four starts with three runs of support or more...is now 4-26 in 43 career starts with two runs of support or fewer, 31-2 in 42 starts with support of three runs or more...picked up the win in his only start against an American League Central team and now has an eight-game winning streak against the Central dating back to Aug. 23, 2016...is 9-2 with a 2.39 ERA in 12 career starts vs. AL Central teams.

**OAKLAND:** Made his first start of 2019 at New York (AL) on Sept. 1 and had a no decision in the A's 5-4 loss...it was his first Major League appearance since Aug. 24, 2018 at Minnesota...tossed five scoreless innings and allowed just one hit while walking three...then picked up the win in each of his final four starts to extend his winning streak to a career-high tying five games dating back to Aug. 24, 2018 (also May 20-June 10, 2017)...has a 1.04 ERA and .178 opponents batting average during the winning streak, which spans six starts...his last loss came on Aug. 19, 2018 against Houston...struck out a career-high tying 10 batters in season-high 7.0 innings in his sec-



and start on Sept. 8 against Detroit and was the winning pitcher in the A's 3-1 victory...it was his third career 10-strikeout game (last: April 21, 2018 vs. Boston)...tossed 6.0 scoreless innings to defeat Texas 6-1 on Sept. 15...finished September with a 4-0 record and a 1.21 ERA in five starts...ranked second in the AL in opponents OPS in September (.509), third in ERA and tied for third in wins...it was the second time he won four games in a month in his career (April 2018)...is now 8-2 with a 1.90 ERA in 13 career starts in September...made his postseason debut with a start in the American League Wild Card Game Oct. 2 against Tampa Bay...was the losing pitcher in the A's 5-1 loss in Oakland (2.0 ip, 4 h, 4 r, 4 er, 5 so)...it matched the second shortest start of his career...surrendered three home runs after yielding two home runs or fewer in each of his 86 career regular season appearances.

**MINORS:** Started his rehab assignment with Single-A Stockton July 8 and was 0-1 with a 9.72 ERA in three starts when he was transferred to Triple-A Las Vegas July 23...went 0-1 with a 6.10 ERA in two starts with the Aviators before his rehab assignment was halted on Aug. 2 due to a strained right oblique...returned to action Aug. 13 and went 3-0 with a 1.53 ERA over his final three starts...was 3-3 with a 4.71 ERA and .222 opponents batting average in eight rehab starts overall...struck out 53 batters in 36.1 innings (13.13 per nine innings) and walked 10 for a strikeout-to-walk ratio of 5.3...his opponents batting average broke down to .214 (9-for-42) against left-handed hitters compared to .226 (21-for-93) with five of his six home runs and eight of his 10 walks against right-handed hitters...allowed a season-high six runs on a season-high seven hits in a season-low 2.1 innings in a 9-6 loss to Visalia in his first start on July 8...also tossed 2.1 innings and took the loss in his next start July 13 at Rancho Cucamonga...logged 3.2 scoreless innings in his final start with the Ports on July 18 against Lancaster...was charged with the loss in his first start with Triple-A Las Vegas on July 24 against El Paso and followed that up with a no decision July 30 against New Orleans...struck out 10 batters in 5.2 innings Aug. 13 at Omaha, his first of two 10-strikeout games...combined with Ben Bracewell and J.B. Wendelken on a two-hit shutout in a 3-0 Las Vegas win at Tacoma in his final start on Aug. 23...tossed a season-high 7.0 innings and struck out a season-high 12 on a season-high 99 pitches.

## CAREER

**2018**—Was 12-9 with a 3.59 ERA and .232 opponents batting average in 27 starts before going on the disabled list Aug. 26 with a shoulder injury...underwent surgery Sept. 19 and missed the remainder of the season...his ERA, opponents batting average, on-base percentage (.278), slugging percentage (.385) and OPS (.663) were the lowest of his three full seasons...also had career lows in strikeouts per nine innings (6.05) and walks per nine innings (1.79) and had a career-high 3.38 strikeout-to-walk ratio...had a career-high 160.2 innings pitched and 21 home runs and matched his best in wins...based on a minimum of 150 innings, he had the fifth-fewest walks per nine innings in the American League, the seventh-lowest on-base percentage and the 10th-lowest OPS...using the same minimum, he had the ninth-fewest walks per nine innings in Oakland history, the 10th-lowest on-base percentage and 10th-best strikeout-to-walk ratio...led the A's in wins, starts, innings, strikeouts (108), hits (141), runs (67), home runs (21) and losses (9)...it marked the second consecutive season, fourth time in Oakland history (also 1996-97) and fifth time in Athletics history (1957) the A's did not have a pitcher with enough innings to qualify for the ERA title...it was just the sixth time in Oakland history the A's did not have a pitcher with at least 30 starts in a non-strike season (1979, 1986, 1996-97, 2017)...his nine losses matched the fewest by a team-leader in a non-strike season in Oakland history and the 27 starts and 108 strikeouts were the fewest by an A's team leader since Steve Karsay had 24 starts and 92 strikeouts in 1997...went 4-2 with a 1.03 ERA and .134 opponents batting average over his first six starts through the end of April, 1-4 with a 7.18 ERA and .295 opponents average in six starts in May, 5-1 with a 3.12 ERA and .231 opponents average over his next 11 starts from June 5 to Aug. 1 and 2-2 with a 5.12 ERA and .316 opponents batting average over his final four starts...his .232 opponents batting average broke down to .231 against right-handed hitters compared to .236 against left-handers...surrendered 19 of his 21 home runs to righties...opponents hit .197 with a .254 on-base percentage and .306 slugging percentage when leading off an inning...had a .193 opponents batting average the first time through the lineup, .255 after that...allowed a .189 batting average with two strikes...held the bottom four hitters in the order to a .174 average...was 6-1 with a 3.44 ERA in 11 starts during the day, 6-8 with a 3.69 ERA in 16 starts at night...received a total of eight runs of support in his nine losses (1.61 RSA)...received two runs of support or



fewer in 14 of his 27 starts and was 2-8 in those games...was 10-1 in his other 13 starts...went 7-3 with a 3.27 ERA in 13 starts on the road and tied for 10th in the AL in road wins...went 3-0 with a 1.78 ERA in four starts against AL Central teams...was 11-5 with a 3.18 ERA and .213 opponents batting average in 20 starts against AL teams compared to 1-4 with a 5.00 ERA and .292 opponents average in seven interleague starts...the interleague starts and losses are the most in Oakland history...averaged 14.8 pitches per inning, which was the lowest mark in the AL among pitchers with 150 or more innings pitched...tied for second in the AL in most sacrifice hits allowed (4), tied for sixth in opponents reaching on an error (8) and tied for 10th in wild pitches (9)...walked two batters or fewer in 24 of his 27 starts...allowed one run in 7.2 innings in his first start on March 30 against Los Angeles (AL) and one run in 8.0 innings in his second start on April 4 against Texas to become the first A's pitcher on an Opening Day roster to start the season with back-to-back outings of seven innings or more and one run or fewer since Steve Karsay in 1994...won three consecutive starts from April 15 to 27 and allowed just two runs (one earned) on six hits over that stretch (0.39 ERA, .078 opponents batting average)...allowed two hits in seven innings at Seattle April 15 and then no-hit Boston on April 21 to become the first A's pitcher with back-to-back starts of seven innings or more and two hits or fewer since Barry Zito (July 9-15, 2005)...shutout the Red Sox 3-0 in the no-hitter...walked two and matched his career high with 10 strikeouts...walked Betts to start the game but then retired 14 straight before Leon reached on a Semien error...set down the next 12 before walking Benintendi with two outs in the ninth...then got Ramirez to hit into a game-ending force out...the no-hitter was his first career complete game...it came in his 59th game and 58th start and his streak of 57 consecutive starts without a complete game was fourth longest in Oakland history...the shutout came in the A's 21st game of the season and it was the earliest nine-inning shutout by an Athletic since Barry Zito on April 18, 2003 vs. Texas, the A's 17th game of the season...it was the seventh no-hitter in Oakland history and the 12th in Athletics history...it was the earliest by date (Catfish Hunter, May 8, 1968 vs. Minnesota) and second earliest by game number (Chief Bender, May 12, 1910 vs. Cleveland, game 18)...it was the 10th no-hitter in Coliseum history (six by A's, four by opponents)...it was the first since Dallas Braden's perfect game on May 9, 2010 vs. Tampa Bay...is the third Oakland pitcher to strikeout 10 or more in a no-hitter (Dave Stewart had 12 and Catfish Hunter had 11)...according to the Elias Sports Bureau, the Red Sox .895 winning percentage entering the game was the highest in Major League history by a team that was no-hit at least five games into the season...the last pitcher to no-hit a team that led the majors in runs per game entering the game was the A's Dave Stewart, who did it against Toronto on June 29, 1990 (also Elias)...was named American League Co-Player of the Week for the week of April 16-22 along with Manny Machado for his efforts...it was his first Player of the Week award...allowed a fourth-inning single to Correa in his first start after the no-hitter on April 27 at Houston, snapping his streak of consecutive hitless innings at an Oakland-record 14.0...broke the previous mark of 13.0 held by John "Blue Moon" Odom from June 1-7, 1968...opponents went 0-for-47 off him during the hitless streak...went 4-1 with a 1.00 ERA and .130 opponents batting average in five starts in April...led the AL in ERA and opponents batting in April and tied for the lead in wins...was named AL Pitcher of the Month in April, his first Pitcher of the Month honor...it was the first time in his career he won four games in a month...his ERA tied for the fourth lowest in any month in Oakland history among pitchers with 30 or more innings pitched...it was the lowest since Cory Lidle had a 0.20 ERA in Aug., 2002...had a .395 OPS and is the fourth pitcher in Oakland history with an OPS under .400 in a month with a minimum of 100 batters faced (.358, Lidle in Aug. 2002; .376, Torrez in Sept. 1976; .390, Ontiveros in June 1987)...then went 1-4 with a 7.18 ERA and .295 opponents batting average in six starts in May...yielded four runs on six hits in a 4-1 loss at Seattle May 3 to snap a season-opening streak where he allowed two runs or fewer and tossed five innings or more in each of his first six starts...that tied for the third-longest such season-opening streak in Oakland history...it was the longest since Dave Stewart had a seven-game streak in 1990...had a four-game winning streak from June 16 to July 15...compiled a 3.25 ERA and .226 opponents batting average over that six-start stretch...was 3-0 with a 2.84 ERA and .202 opponents batting average in five starts in the month of June...singled off Kyle Freeland in the second inning on July 27 at Colorado for his first Major League hit...allowed six runs on nine hits in 4.0 innings for the loss on Aug. 19 against Houston, snapping a 12-game winning streak in day games...it was his first loss during the day since April 9, 2017 at Texas...tossed 5.0 innings without allowing an earned run to win at Minnesota Aug. 24 but it would be his final start of the season...was placed on the disabled list Aug. 26 with left shoulder inflammation...underwent arthroscopic surgery on the shoulder Sept. 19 at

the Cedars-Sinai Kerlan-Jobe Institute in Los Angeles...the surgery, a subacromial decompression, acromioplasty and posterior labral repair, was performed by Dr. Neil ElAttrache.

**2017**—Compiled a 12-10 record and a 4.37 ERA in 29 starts in his second season in the majors...went 1-3 with a 5.52 ERA and .179 opponents batting average over his first six starts, 7-2 with a 2.92 ERA and .246 opponents average over an 11-start span from May 20 to July 16 and 4-5 with a 5.55 ERA and .328 opponents average over his final 12 starts...led the A's in wins, games started, innings pitched (158.2), strikeouts (140), hits (167), walks (55) and hit batters (10)...allowed a .268 opponents batting average, including .227 against left-handed hitters compared to .279 against right-handers...surrendered 16 of his 18 home runs and issued 49 of his 55 walks to righties...had a .593 OPS against lefties, .809 against righties...was 6-1 with a 3.57 ERA and .230 opponents batting average in 11 starts during the day compared to 6-9 with a 4.89 ERA and .292 opponents average in 18 starts at night...tied for sixth in the American League in day wins...was 7-5 with a 3.76 ERA and .229 opponents batting average in 16 starts before the All-Star Break, 5-5 with a 5.23 ERA and .317 opponents average in 13 starts after the break...12 of the 18 home runs he allowed were solo shots...allowed a .160 batting average with two strikes...held the three hitter in the batting order to a .216 batting average but the two hitter batted .377...tied for third in the AL in pickoffs (4), tied for fifth in triples (5) and tied for seventh in unearned runs (11) and hit batters (10)...received no runs of support in four of his 10 losses...struck out a career-high 10 batters in just 5.1 innings in his second start of the season April 9 at Texas...became just the sixth pitcher in Oakland history to strike out 10 or more in fewer than six innings, the first since Rich Harden on Sept. 5, 2011 against Kansas City (10 so in 5.0 ip)...tossed 5.0 hitless innings in his next start April 15 against Houston but walked a career-high five batters and yielded two runs...is just the second A's pitcher since at least 1908 to toss five or more hitless innings and allow a run (Chris Codiroli, June 27, 1986 against Chicago)...became the first MLB pitcher since at least 1908 with the following pitching line: 5.0 ip, 0 h, 2 r, 1 er, 5 bb, 6 so...left with a 5-2 lead but ended up with a no decision as the bullpen allowed eight runs over the final three innings for the blown save and loss in a 10-6 decision...it was the first of three times the bullpen blew a save in one of his starts (July 22 at NYM, July 27 at Toronto)...allowed five hits in 6.0 innings April 21 against Seattle to extend his season-opening streak of consecutive starts with five innings or more and five hits or fewer to four...that matched the second-longest such streak in Oakland history and was the longest since Chad Gaudin also had a four-game streak in 2007...left his start on April 26 at Los Angeles (AL) after just 2.0 innings with tightness in his left shoulder...was 1-2 with a 5.18 ERA in five starts when he was placed on the 10-day disabled list April 30 retroactive to April 27 with a strained left shoulder...made one start on a rehab assignment with Triple-A Nashville May 9 against El Paso and was reinstated May 15...walked a career-high tying five batters but yielded just two hits in 5.0 innings that day in a 6-5 loss to Seattle...defeated Boston May 20 to start a career-high five-game winning streak that spanned five starts through June 10...compiled a 1.97 ERA and .193 opponents batting average during the streak and issued just seven walks in 32.0 innings (1.97 walks per nine innings)...finished May with a 3-1 record, a 2.63 ERA and .167 opponents batting average in four starts...allowed six hits June 10 in the second game of a doubleheader at Tampa Bay...that snapped a streak of 16 consecutive games with five hits or fewer and two innings pitched or more from Aug. 23, 2016 to June 5, 2017...that tied for the third-longest such streak by a Major League pitcher since at least 1913...it is the longest by an AL pitcher...tossed a career-high 116 pitches for his 10th win of the season Sept. 6 against Los Angeles (AL)...allowed a career-high tying 11 hits in 3.2 innings at Boston Sept. 12...was scratched from his scheduled start Sept. 23 against the Rangers with a left upper back strain...returned to make his final start Sept. 28 at Texas and allowed one unearned run in 6.2 innings for the win.

**2016**—Made his Major League debut with the A's following an April 29 promotion and went 7-9 with a 3.86 ERA in 25 games, including 24 starts...ranked second among American League rookies in strikeouts (124), innings pitched (144.2) and games started and tied for fifth in wins...the strikeouts tied for sixth most in Oakland history by a rookie...allowed a .248 opponents batting average and walked 37 batters for a .298 on-base percentage...was 2-4 with a 6.02 ERA and .282 opponents batting average in nine starts when he was placed on the 15-day disabled list June 14 with a left pronator strain...was reinstated June 29 and went 5-5 with a 2.74 ERA and .229 opponents batting average in 16 games, 15 starts, following his return...his ERA following his return from the DL was fifth lowest in the AL...held left-handed hitters to a .180 batting averages...based

on a minimum of 140 innings pitched, the mark against lefties was second lowest in the AL and the lowest in Oakland history (previous: .185, Norris, 1980)...had a .526 OPS against lefties, which was second lowest in the AL and in Oakland history (.504, Norris, 1980)...opponents hit .192 with runners in scoring position, which was third lowest in the AL among pitchers with 140 or more innings pitched...went 4-4 with a 2.67 ERA and .220 opponents batting average in 13 games after the All-Star Break and had the fifth-lowest post-break ERA in the AL...was 5-3 with a 3.02 ERA in 14 games (13 starts) at home and had the fifth-lowest home ERA in the AL...had a 1.59 ERA and .210 opponents batting average over innings one through three...among pitchers with 20 or more innings, he had the lowest first inning ERA in the majors (1.13) and the fourth-lowest second inning ERA (1.44)...his first inning ERA was third lowest in Oakland history using the 20 inning minimum...in four no decisions with support of one run or fewer, he had scoreless outings of 8.0 innings, 7.0 and 6.0 and one outing where he allowed one run in 7.0 innings...tied for eighth in the AL with three pickoffs...was selected from Nashville April 29 and made his ML debut that day against Houston after just 42 minor league appearances, all starts, in three professional seasons...had a no decision in the A's 7-4 win, allowing four runs on four hits and four walks in 5.0 innings...struck out Carlos Correa to end the first inning for his first big league strikeout...allowed four runs in each of his first three starts games to become just the second pitcher in Oakland history to allow at least four runs in each of his first three ML appearances (Vida Blue, July 20-Aug. 3, 1969)...was credited with his first Major League win in the A's 3-1 victory over Texas May 16 in Oakland when he allowed a run on four hits in 6.2 innings...left his outing on June 13 against Texas after 4.1 innings with a left pronator muscle strain and was placed on the 15-day disabled the next day...made his first career relief appearance July 17 against Toronto...entered the game to start the second inning in relief of Andrew Triggs, who left the game with a left shin contusion...Triggs relieved Rich Hill who left after five pitches with a blister...had been scheduled to start two days later...tossed 5.0 innings, which matched the season-high for an A's reliever...walked Escobar with two outs in the fifth inning on Aug. 2 at Los Angeles to snap a streak of four games, 30.2 innings and 126 batters faced without a walk from July 10 to Aug. 2...the streak of 30.2 innings without a walk was the longest single-season streak in Oakland history and fifth longest overall...left his start on Aug. 29 at Houston after 3.1 innings with a strained left rhomboid...would not pitch again until Sept. 14 at Kansas City when he tossed 5.0 scoreless innings for the win...it snapped a career-opening six-game road losing streak, which matched the longest such streak in Oakland history...had a career-high 15.1 inning scoreless streak from Aug. 29 to Sept. 26...went 2-0 with a 1.13 ERA and .181 opponents batting average in his final four starts following his injury...was 2-0 with a 1.50 ERA in three starts with Nashville in his Triple-A debut...ranked second in the Pacific Coast League in ERA, fifth in strikeouts per nine innings (10.50) and tied for fifth in wins at the time of his April 29 promotion...allowed a .232 opponents batting average, including .077 against left-handed hitters.

**2015**—Was acquired by the A's from Kansas City in the Ben Zobrist deal at the trading deadline and went 6-0 with a 1.90 ERA in seven starts with Double-A Midland...began the year in extended spring training with the Royals and combined for a 1-1 record and a 3.69 ERA in seven starts with the Royals affiliate in the Arizona Rookie League, Single-A Wilmington and Double-A Northwest Arkansas...was 7-1 with a 2.66 ERA in 14 starts overall...struck out 90 batters in 74.1 innings (10.90 per nine innings)...allowed a .243 opponents batting average, including .198 against right-handed hitters...his teams were 10-4 (.714) in his starting assignments, including 7-0 with Midland...made one start with the Royals affiliate in the Arizona Rookie League on June 24...was transferred to Single-A Wilmington June 29 and went 1-0 with a 3.66 ERA in four starts with the Blue Rocks...was transferred to Northwest Arkansas July 17 where he went 0-1 with a 5.14 ERA in two starts before he was traded to the A's with Aaron Brooks for Ben Zobrist and cash considerations, July 28...his six wins with Midland were the most in the Texas League following the trade...did not allow a run in three of his final four regular season starts, going 4-0 with a 1.13 ERA...tossed a season-high 7.0 scoreless innings in his first outing with Midland July 31 against Corpus Christi...allowed just three hits, did not walk a batter and struck out nine to earn Texas League Pitcher of the Week honors for the week of July 27 to Aug. 2...struck out a season-high 13 and did not walk a batter while tossing 6.0 scoreless innings in his final regular season start Sept. 3 at San Antonio and earned TL Pitcher of the Week honors for a second time (Aug. 31-Sept. 7)...went 1-0 with a 1.20 ERA in two postseason starts for the Texas League Champion RockHounds (15.0 ip, 10 h, 4 r, 2 er, 2 bb, 15 so)...the win came in Game 1 of the TL Championship Series against

his former team, Northwest Arkansas...pitched for Mesa in the Arizona Fall League following the season and was named to the AFL Top Prospects Team after going 0-2 with a 3.86 ERA in six starts...led the league in strikeouts (33)...started for the East in the Nov. 7 Fall Stars Game (2.0 ip, 1 bb, 4 so)...was named AFL Pitcher of the Week Nov. 17 for his Nov. 13 start at Scottsdale (ND, 5.0 ip, 2 h, 1 r, 1 er, 1 bb, 9 so)...was rated as the A's second-best prospect by *Baseball America* following the season.

**2014**—Spent his first professional season with Single-A Wilmington and went 7-8 with a 3.11 ERA in 25 starts...led the Carolina League and the Royals farm system with 146 strikeouts...also ranked third in the CL in opponents batting average (.228), fourth in ERA and tied for fifth in games started (25)...surrendered just five home runs in 121.2 innings, an average of 0.37 per nine innings...went 5-3 with a 1.96 ERA, .180 opponents average and one home run allowed in 13 starts in the second half of the season...finished the season with a 71.1-inning, 280-batter homerless streak...compiled a 1.59 ERA in five starts in July but had just one decision, a win...then went 4-1 with a 1.37 ERA in six starts in August...struck out 44 batters in 39.1 innings and held the opposition to a .173 batting average...fired a seven-inning complete game two-hit shutout Aug. 13 against Frederick...earned CL Pitcher of the Week honors the final week of the season (Aug. 25-Sept. 1) after striking out a season-high 12 batters while tossing 7.0 shutout innings in a 2-0 win over Potomac Aug. 29 (3 h, 0 bb)...was rated as the number three prospect in the Royals minor league system following the season by *Baseball America*.

**2013**—Was drafted by the Royals as a Competitive Balance pick following the first round of the 2013 draft but did not pitch after undergoing hip surgery following his college season...was rated as the Royals sixth-best prospect following the season by *Baseball America*.

## PERSONAL/MISCELLANEOUS

Sean Anthony Manaea was originally signed by Royals scout Jason Bryans...graduated from Andrean High School in Merrillville, Ind. in 2010...attended Indiana State University...earned Second Team All-Missouri Valley Conference honors as a sophomore and junior...set a school single-season ERA record (1.47) and ranked fourth in the NCAA with 11.4 strikeouts per nine innings in 2013...finished his career with 290 strikeouts in three seasons...named the Top Pitcher and Outstanding Pro Prospect in the Cape Cod League in 2012.

## LIFETIME PITCHING RECORD

| Year                       | Club        | W         | L         | ERA         | G         | GS        | CG       | SHO      | SV       | IP           | H          | R          | ER         | HR        | HB        | BB         | IBB      | SO         | WP        | BK       |
|----------------------------|-------------|-----------|-----------|-------------|-----------|-----------|----------|----------|----------|--------------|------------|------------|------------|-----------|-----------|------------|----------|------------|-----------|----------|
| 2014                       | Wilmington  | 7         | 8         | 3.11        | 25        | 25        | 1        | 1        | 0        | 121.2        | 102        | 54         | 42         | 5         | 5         | 54         | 0        | 146        | 4         | 0        |
| 2015                       | AZL Royals  | 0         | 0         | 1.80        | 1         | 1         | 0        | 0        | 0        | 5.0          | 2          | 1          | 1          | 1         | 1         | 1          | 0        | 6          | 1         | 0        |
|                            | Wilmington  | 1         | 0         | 3.66        | 4         | 4         | 0        | 0        | 0        | 19.2         | 22         | 12         | 8          | 0         | 1         | 4          | 0        | 22         | 0         | 0        |
|                            | NW Arkansas | 0         | 1         | 5.14        | 2         | 2         | 0        | 0        | 0        | 7.0          | 9          | 5          | 4          | 1         | 1         | 6          | 0        | 11         | 1         | 0        |
|                            | Midland     | 6         | 0         | 1.90        | 7         | 7         | 0        | 0        | 0        | 42.2         | 34         | 11         | 9          | 3         | 1         | 15         | 0        | 51         | 1         | 0        |
| 2016                       | Nashville   | 2         | 0         | 1.50        | 3         | 3         | 0        | 0        | 0        | 18.0         | 16         | 3          | 3          | 1         | 0         | 4          | 0        | 21         | 1         | 0        |
|                            | OAKLAND     | 7         | 9         | 3.86        | 25        | 24        | 0        | 0        | 0        | 144.2        | 135        | 65         | 62         | 20        | 4         | 37         | 1        | 124        | 3         | 0        |
|                            | Stockton    | 0         | 0         | 4.91        | 1         | 1         | 0        | 0        | 0        | 3.2          | 2          | 2          | 2          | 1         | 0         | 2          | 0        | 3          | 0         | 0        |
| 2017                       | OAKLAND     | 12        | 10        | 4.37        | 29        | 29        | 0        | 0        | 0        | 158.2        | 167        | 88         | 77         | 18        | 10        | 55         | 1        | 140        | 8         | 0        |
|                            | Nashville   | 0         | 0         | 2.25        | 1         | 1         | 0        | 0        | 0        | 4.0          | 4          | 2          | 1          | 0         | 0         | 1          | 0        | 5          | 0         | 0        |
| 2018                       | OAKLAND     | 12        | 9         | 3.59        | 27        | 27        | 1        | 1        | 0        | 160.2        | 141        | 67         | 64         | 21        | 8         | 32         | 1        | 108        | 9         | 0        |
| 2019                       | Stockton    | 0         | 2         | 9.72        | 3         | 3         | 0        | 0        | 0        | 8.1          | 14         | 11         | 9          | 1         | 0         | 4          | 0        | 10         | 1         | 0        |
|                            | Las Vegas   | 3         | 1         | 3.21        | 5         | 5         | 0        | 0        | 0        | 28.0         | 16         | 11         | 10         | 5         | 1         | 6          | 0        | 43         | 1         | 0        |
|                            | OAKLAND     | 4         | 0         | 1.21        | 5         | 5         | 0        | 0        | 0        | 29.2         | 16         | 4          | 4          | 3         | 2         | 7          | 0        | 30         | 1         | 0        |
| <b>Major League Totals</b> |             | <b>35</b> | <b>28</b> | <b>3.77</b> | <b>86</b> | <b>85</b> | <b>1</b> | <b>1</b> | <b>0</b> | <b>493.2</b> | <b>459</b> | <b>224</b> | <b>207</b> | <b>62</b> | <b>24</b> | <b>131</b> | <b>3</b> | <b>402</b> | <b>21</b> | <b>0</b> |

## CAREER TRANSACTIONS

**2013** — Selected by the Kansas City Royals organization as a Competitive Balance pick following the 1st round (34th selection overall) of the First-Year Player Draft. **2015** — Traded to the Oakland Athletics with pitcher Aaron Brooks for infielder/outfielder Ben Zobrist and cash, July 28. **2016** — On the disabled list, June 14 to 28. **2017** — On the disabled list, April 27 to May 14; included rehabilitation assignment to Nashville, May 9 to 14. **2018** — On the disabled list, August 26 to October 1. **2019** — On the injured list, February 13 to August 31, included rehabilitation assignments to Stockton, July 8 to 22, and Las Vegas, July 23 to August 1 and August 13 to 31.

## WILD CARD RECORD

| Year | Club/Opp.  | W | L | ERA   | G | GS | CG | SHO | SV | IP  | H | R | ER | HR | HB | BB | IBB | SO | WP | BK |
|------|------------|---|---|-------|---|----|----|-----|----|-----|---|---|----|----|----|----|-----|----|----|----|
| 2019 | OAK vs. TB | 0 | 1 | 18.00 | 1 | 1  | 0  | 0   | 0  | 2.0 | 4 | 4 | 4  | 3  | 0  | 0  | 0   | 5  | 0  | 0  |

## MANAEA'S CAREER BESTS

**Low Hit Complete Game:** 0, April 21, 2018 vs. Boston

**Innings Pitched:** 9.0, April 21, 2018 vs. Boston

**Strikeouts:** 10 (three times), September 8, 2019 vs. Detroit; April 21, 2018 vs. Boston; April 9, 2017 at Texas

**Pitches:** 116, September 6, 2017 vs. Los Angeles (AL)

**Longest Winning Streak:** 5 (twice), last: August 24, 2018 to present

**Longest Losing Streak:** 3 (twice), last: August 1 to 18, 2017

**Longest Scoreless Streak:** 15.1, August 29 to September 26, 2016

## A'S PITCHERS CAREER HITTING

| PITCHER   | AVG  | AB  | R | H | 2B | 3B | HR | RBI | SH | SF | HP | BB | SO | SB | CS |
|-----------|------|-----|---|---|----|----|----|-----|----|----|----|----|----|----|----|
| Bassitt   | .000 | 6   | 0 | 0 | 0  | 0  | 0  | 0   | 1  | 0  | 0  | 0  | 3  | 0  | 0  |
| Blackburn | .000 | 5   | 0 | 0 | 0  | 0  | 0  | 0   | 0  | 0  | 0  | 0  | 2  | 0  | 0  |
| Fiers     | .081 | 86  | 1 | 7 | 0  | 0  | 0  | 2   | 18 | 0  | 0  | 2  | 45 | 0  | 0  |
| Gossett   | .200 | 5   | 1 | 1 | 0  | 0  | 0  | 0   | 2  | 0  | 0  | 0  | 4  | 0  | 0  |
| Hendriks  | .000 | 2   | 0 | 0 | 0  | 0  | 0  | 0   | 0  | 0  | 0  | 1  | 1  | 0  | 0  |
| Manaea    | .100 | 10  | 0 | 1 | 0  | 0  | 0  | 0   | 1  | 0  | 0  | 1  | 3  | 0  | 0  |
| McFarland | .067 | 15  | 0 | 1 | 0  | 0  | 0  | 0   | 3  | 0  | 0  | 0  | 12 | 0  | 0  |
| Mengden   | .154 | 13  | 2 | 2 | 0  | 0  | 0  | 1   | 1  | 0  | 0  | 1  | 6  | 0  | 0  |
| Montas    | .000 | 6   | 0 | 0 | 0  | 0  | 0  | 0   | 0  | 0  | 0  | 1  | 5  | 0  | 0  |
| Petit     | .050 | 119 | 6 | 6 | 0  | 0  | 0  | 3   | 7  | 0  | 0  | 3  | 49 | 0  | 0  |



**INFIELDER**

**Height/Weight:** 6-0 / 182

**Birthdate:** June 23, 1995

**Birthplace/Resides:** Santo Domingo Oeste, Dominican Republic / Santo Domingo Oeste, Dominican Republic

**Major League Service:** None

**Obtained:** Acquired from the New York Yankees with Dustin Fowler and minor leaguer James Kaprielian for Sonny Gray and \$1.5 million international bonus slot cash, July 31, 2017

**Contract Status:** First year of a one-year contract through 2020

**Bats/Throws:** Right / Right

**Opening Day Age:** 24

**CAREER HIGHLIGHTS**

Was signed by the New York Yankees organization as a non-drafted free agent out of the Dominican Republic in 2012 and was traded to the Oakland A's organization in the Sonny Gray deal at the 2017 trading deadline...is a .267 (751-for-2818) career hitter with 131 doubles, 76 triples, 52 home runs and 302 RBI in 702 games in eight professional seasons...also has 283 career stolen bases...has played 552 games at shortstop, 66 at second base and 29 in center field...led minor league baseball in stolen bases in 2015 (82)...also led the minors in triples in 2018 (16) and 2019 (14) and tied for the lead in 2017 (18)...has led his league in stolen bases three times (2016, 2015, 2013)...was a *Baseball America* Double-A All-Star in 2017...named to the World Team in the 2016 Futures Game and the American League Team in 2019...was tabbed by *Baseball America* as the A's No. 3 prospect following the 2017 season, No. 9 following the 2018 season and No. 8 following 2019...was the Yankees No. 4 prospect after 2016, No. 1 following 2015 and No. 3 following 2014.

**2019 HIGHLIGHTS**

Spent the entire season at Triple-A for the season consecutive year and batted .289 with 29 doubles, 14 triples, 19 home runs and 78 RBI in 119 games with Las Vegas...had career highs in batting, slugging (.504), OPS (.834), runs (95), hits (154), home runs, RBI, extra base hits (62) and strikeouts (145) and matched his high in at bats (532)...stole just 24 bases, which was his fewest since 2014 (had 11 in 15 games)...however, it was his fifth consecutive season with 20 or more steals...led the minors in triples for the second consecutive season and now has 48 triples over the last three years...set a Las Vegas franchise record for triples in a season...tied for second in the Pacific Coast League in hits, ranked fifth in total bases (268), eighth in stolen bases and tied for ninth in runs and extra base hits...was also second in caught stealing (11)...led the A's farm system in triples, tied for second in hits, ranked third in stolen bases, extra base hits and total bases, fourth in runs, fifth in RBI, tied for fifth in doubles and home runs, sixth in batting and slugging and seventh in OPS (.834)...was named to the PCL Midseason All-Star team and also played for the American League squad in the Futures Game...was honored with the Mayors Trophy at Las Vegas in voting by fans...batted .338 with 11 triples and a .951 OPS over his first 60 games through June 10...then hit .237 with three triples and a .710 OPS over his final 59 contests...his batting average broke down to .303 (40-for-132) against left-handed pitchers compared to .285 (114-for-400) against right-handers...hit .310 with runners in scoring position, but that dropped to .220 with RISP and two outs...was 9-for-18 (.500) with the bases loaded...11 of his 19 home runs came with runners on base...started 99 games at shortstop and 14 at second base...committed 20 errors at short (.957 fielding percentage) and one at second (.984)...batted .302 as a shortstop, .222 as a second baseman and .231 in six games as the designated hitter...hit .273 with a .316 on-base percentage and 18 stolen bases in 80 games batting leadoff...had a .347 batting average with eight home runs and 27 RBI in 27 games batting third...hit .197 with 10 RBI and 18 walks in 37 games for Toro Del Este in the Dominican Winter League following the season...was rated as the A's number eighth prospect by *Baseball America*.

**LAS VEGAS:** Reached base safely in each of his first 23 games, or the entire month of April...hit .352 with a .397 on-base percentage six doubles, six triples, a home run and 16 RBI...collected his first of three four-hit games April 11 against Sacramento to start a season-high 15-game hitting streak that ran through April 27 (26-for-69, .377)...had his first of two two-steal games on April 13 against Fresno...his second also came against the Grizzlies on May 6...drove in a season-high

four runs May 2 at Reno to start a 10-game hitting streak from May 2 to 11...went 16-for-48 (.333) with 11 runs scored and 14 RBI during the streak...scored a run in nine consecutive games from May 3 to 11 (11 runs total)...matched his season-high with a 15-game hitting streak from May 24 to June 8 (27-for-72, .375)...batted .315 with six home runs and 25 RBI in 28 games in May...had an extra base hit in seven consecutive games from June 1 to 8 (three doubles, two triples, three home runs)...had his second four-hit game of the season June 10 against San Antonio...hit safely in 10 consecutive games from June 13 to 24 but batted just .269 during the streak...went 1-for-6 with a career-high five strikeouts June 21 against Sacramento...matched his high for strikeouts July 20 at Salt Lake...batted .160 over a 17-game stretch from June 25 to July 20...went 1-for-2 as a defensive replacement for the AL team in the Futures Game on July 7 at Washington...then started at shortstop for the PCL in the Triple-A All-Star Game on July 10 and went 2-for-3 with a triple and two RBI...scored a career-high tying four runs in back-to-back games on July 26 and 27 at El Paso...went 4-for-6 with his lone two-homer game of the season on the 26th and 2-for-2 with a career-high tying four walks on the 27th...the two-homer game was the fourth of his career...was placed on the injured list Aug. 5 with a sprained left ankle...was reinstated Aug. 15 and hit .256 over his final 19 games...went 2-for-14 (.143) with a run, double, walk and stolen base in four postseason games for the Aviators.

## CAREER

**2018**—Spent the entire season at Nashville in his Triple-A debut and batted .230 with three home runs and 45 RBI in a career-high 131 games...the batting average was a career-low as was his .353 slugging percentage and .280 on-base percentage...had 16 triples, which were the most in the A's farm system and three more than any other player in all of the minor leagues...they matched the most by an A's minor league over the last 19 years (Jermaine Mitchell, 2011)...ranked fifth in the Pacific Coast League and tied for second in the A's farm system with 25 stolen bases...however, was caught stealing 10 times, which tied for the most in the PCL...led the A's farm system in triples and tied for the lead in stolen bases...batted .246 against left-handed pitchers compared to .224 with all three of his home runs against right-handers...hit .259 with all three of his home runs at home, .196 on the road...was 6-for-14 (.429) with a double, triple and 15 RBI with the bases loaded...appeared in 123 games at shortstop and four at second base...led PCL shortstops in games, total chances (509), assists (340) and errors (23), ranked second in double plays (72) and third in putouts (146)...did not commit an error in 18 total chances at second...also went 1-for-15 (.067) in five games at designated hitter...hit in every spot in the order except third and fourth...saw his most action with 71 games batting ninth...was the Sounds Opening Day starter at shortstop on April 5 at New Orleans and went 2-for-5 with a season-high three RBI...also committed a season-high three errors...had his first of three two-steal games April 14 against Omaha (also June 24 against Round Rock and July 17 against Omaha)...had his first of two four-hit games May 3 at Colorado Springs...two of the hits were home runs and he drove in a season-high tying three runs...had his first of four six-game hitting streaks from May 21 to 27 (7-for-20, .350)...matched his season-high by hitting safely in six consecutive games from June 11 to 17...went 10-for-22 (.455) with eight RBI during the streak...hit the game-winning two-run home run in the 10th inning of an 8-6 win on June 15 at El Paso...it was his third and final home run of the season...finished the year with a 71-game, 252-at bat homerless streak...went 9-for-22 (.364) with three triples during a six-game hitting streak from June 22-27...hit .271 in June, which was his best single-month average of 2018...was successful in each of his final 12 stolen base attempts beginning July 2...had a season-best 23-game errorless streak from July 5 to Aug. 1...had a season-high tying six-game hitting streak from July 20 to 26...hit .478 (11-for-23) with two doubles and three triples during the streak...went 4-for-5 with two triples and a season-high tying three RBI July 24 at Las Vegas...was rated as the A's ninth-best prospect by *Baseball America* following the season...played for Toros del Este in the Dominican Winter League and hit .169 with six RBI and 10 walks (.300 on-base percentage) in 25 games.

**2017**—Played for three different teams in two different organizations and combined to hit .267 with 30 doubles, 18 triples, 12 home runs and 57 RBI in 129 games...also stole 52 bases...tied for the lead in all of the minor leagues in triples (Franchy Cordero, El Paso) and was one of 11 minor leaguers to reach double figures in doubles, triples, home runs and stolen bases...also tied for second in the minors in stolen bases behind Wes Rogers (70 with Lancaster) and tied for seventh in at bats (532)...grounded into just one double play in 532 at bats...ranked third in the



Florida State League in triples (8) and fourth in stolen bases (28) despite spending less than three months with Single-A Tampa...was named to the FSL Midseason All-Star team...tied for the Texas League lead in triples (7) despite spending just one month with Double-A Midland...combined to hit .296 with 14 doubles, 10 triples, eight home runs, 46 RBI and 24 stolen bases in 60 games with his two Double-A teams (Trenton and Midland) and was named a *Baseball America* Double-A All-Star...had career highs in doubles, triples and at bats...batted .338 against left-handed pitching compared to .242 against right-handers...hit .329 in 16 day games and was successful in all 13 of his stolen bases attempts...appeared in 89 games at shortstop, including all 30 of his games with Midland...committed 19 errors for a .952 fielding percentage...also appeared in 29 games in center field (one error) and eight games at second base (two errors)...batted leadoff 124 times and hit third three times (all with Tampa)...grounded into his only double play of the season in the second game of an April 13 doubleheader against Bradenton...finished the season with a 121-game streak without a GDP...stole 13 bases in April, which tied for the most in all of the minor leagues...collected his first of two two-homer games May 12 at Clearwater (also Sept. 4 at Frisco)...laced two triples in the second game of a May 25 doubleheader at Jupiter...started at shortstop and batted leadoff for the North All-Stars in the Florida State League All-Star Game on June 17 at Lakeland and went 0-for-2...stole a season-high four bases in his final game with Tampa on June 25 against Dunedin...was leading the FSL in triples (8) and stolen bases (28) and was batting .240 in 69 games when he was promoted to Double-A Trenton June 27...batted .300 in 30 games with the Thunder from June 27 through June 30...tied for first in the Eastern League in triples over that span (3), ranked second in stolen bases (11) and runs (26) and tied for third in extra base hits (16)...was named EL Batter of the Week in his first week at Double-A (June 26-July 2) after going 12-for-23 (.522) with nine runs, three triples, a home run, 10 RBI, five walks and two stolen bases in six games...reached base safely in each of his first 23 games with the Thunder through July 23, hitting .344 with a .425 on-base percentage...reached base safely in each of his final eight games with Tampa for a 31-game reaching base streak overall...walked a season-high four times in five plate appearances June 28 against Richmond...drove in four runs July 1 at New Hampshire and then had a grand slam and a season-high five RBI the next day against the Fisher Cats...tripled in three straight games, July 1-2...stole the 200th base of his minor league career July 14 at Hartford...hit his second grand slam July 26 against Hartford...was traded to the A's with Dustin Fowler and James Kaprielian for Sonny Gray and international bonus money July 31 and was assigned to Midland...went on to bat .292 in 30 games with the RockHounds...joined the club on Aug. 1 and from that point until the end of the season, led the Texas League in runs (25), triples (7), stolen bases (13), extra base hits (16) and total bases (71)...logged his second two-triple game of the season Aug. 29 against San Antonio...went 4-for-5 and scored a season-high four runs Sept. 1 against San Antonio...went 8-for-43 (.186) with seven runs scored, four RBI, three walks and three stolen bases in 10 postseason games for the Texas League Champion RockHounds...played for Toros del Este in the Dominican Winter League following the season and hit .217 with three doubles, two triples, three home runs and eight RBI in 30 games...was a perfect 10-for-10 in stolen bases...was named the A's number three prospect by *Baseball America* following the season.

**2016**—Spent the entire season with Single-A Tampa, hitting .254 with 16 doubles, nine triples, eight home runs, 47 RBI and 36 stolen bases in 113 games as the team's primary leadoff hitter...led all Yankees minor leaguers in stolen bases...led the Florida State League in stolen bases and tied for second in triples...was selected to the FSL Mid-Season All-Star team and the 2016 MLB All-Star Futures Game (did not participate)...hit .351 with runners in scoring position...batted .337 with 18 runs, three doubles, three triples, two home runs and 17 RBI in 21 games in April...after the season, played for the Toros del Este of the Dominican Winter League, batting .167 with eight runs, one double, one triple, two RBI and five stolen bases in 20 games...following the season, was tabbed by *Baseball America* as the Yankees No. 4 prospect, as well as the organization's "Fastest Baserunner" and "Best Athlete"...was also named by the publication as the Florida State League's "Fastest Baserunner" and "Best Infield Arm"...was named an Organization All-Star by MiLB.com

**2015**—Combined with Single-A Charleston and Single-A Tampa to hit .278 in 117 games...ranked second in the organization in triples (11)...led all minor leaguers in stolen bases (82)...was 82-for-99 (82.8%) in stolen base attempts, finishing 11 stolen bases ahead of minor league runner-up

Yefri Pérez (71)...had 18 multi-steal games, including four games with four stolen bases...began the season with Charleston, batting .268 with a league-high 71 stolen bases in 96 games...was promoted to Tampa on Aug. 5 and went 4-for-6 with two steals in his debut that day at Brevard County...was named Florida State League Player of the Week for the period from Aug. 10-16 after hitting .435 with four runs, three doubles, one triple, four RBI and three stolen bases in five games...following the season, was ranked by *Baseball America* as the Yankees No. 1 prospect, as well as the organization's "Fastest Baserunner," "Best Athlete" and "Best Defensive Infielder" and possessing the "Best Infield Arm."

**2014**—In 15 games with the Gulf Coast League Yankees 1, batted .276 with 14 runs, five doubles, a triple and RBI...had a .354 on-base percentage and .397 slugging percentage...was 11-for-12 (91.7%) in stolen base attempts...made 12 starts at shortstop and committed one error in 59 total chances (.983 fielding percentage)...following the season, was ranked by *Baseball America* as the Yankees No. 3 prospect.

**2013**—Spent the season with the Dominican Summer League Yankees 1, hitting .287 with seven home runs and 26 RBI in 64 games...had a .378 on-base percentage and .450 slugging percentage...stole a DSL-high 49 bases in 59 attempts (83.1%)...batted .430 during an 18-game hitting streak from July 8-30...hit for the cycle July 12 at the DSL Nationals.

**2012**—Made his professional debut with the Dominican Summer League Yankees 2, batting .255 with a home run and eight RBI in 14 games...had a .382 on-base percentage and .382 slugging percentage.

## PERSONAL/MISCELLANEOUS

Jorge Mateo.

### LIFETIME PLAYING RECORD

| Year                       | Club         | AVG.        | G          | AB          | R          | H          | 2B         | 3B        | HR        | RBI        | SH        | SF        | HP        | BB         | SO         | SB         | CS        | SLG         | OBP         | E          |
|----------------------------|--------------|-------------|------------|-------------|------------|------------|------------|-----------|-----------|------------|-----------|-----------|-----------|------------|------------|------------|-----------|-------------|-------------|------------|
| 2012                       | DSL Yankees2 | .255        | 14         | 55          | 15         | 14         | 2          | 1         | 1         | 8          | 1         | 1         | 0         | 12         | 11         | 4          | 1         | .382        | .382        | 2          |
| 2013                       | DSL Yankees1 | .287        | 64         | 258         | 50         | 74         | 9          | 6         | 7         | 26         | 0         | 2         | 5         | 34         | 52         | 49         | 10        | .450        | .378        | 19         |
| 2014                       | GCL Yankees1 | .276        | 15         | 58          | 14         | 16         | 5          | 1         | 0         | 1          | 0         | 0         | 0         | 7          | 17         | 11         | 1         | .397        | .354        | 1          |
| 2015                       | Charleston   | .268        | 96         | 365         | 51         | 98         | 18         | 8         | 2         | 33         | 4         | 1         | 3         | 36         | 80         | 71         | 15        | .378        | .338        | 24         |
|                            | Tampa        | .321        | 21         | 84          | 15         | 27         | 5          | 3         | 0         | 7          | 0         | 0         | 0         | 7          | 18         | 11         | 2         | .452        | .374        | 6          |
| 2016                       | Tampa        | .254        | 113        | 464         | 65         | 118        | 16         | 9         | 8         | 47         | 3         | 4         | 3         | 33         | 108        | 36         | 15        | .379        | .306        | 18         |
| 2017                       | Tampa        | .240        | 69         | 275         | 39         | 66         | 16         | 8         | 4         | 11         | 2         | 1         | 3         | 16         | 79         | 28         | 3         | .400        | .288        | 10         |
|                            | Trenton      | .300        | 30         | 120         | 26         | 36         | 9          | 3         | 4         | 26         | 1         | 2         | 2         | 15         | 32         | 11         | 7         | .525        | .381        | 5          |
|                            | Midland      | .292        | 30         | 137         | 25         | 40         | 5          | 7         | 4         | 20         | 0         | 1         | 0         | 9          | 33         | 13         | 3         | .518        | .333        | 7          |
| 2018                       | Nashville    | .230        | 131        | 470         | 50         | 108        | 17         | 16        | 3         | 45         | 2         | 4         | 5         | 29         | 139        | 25         | 10        | .353        | .280        | 23         |
| 2019                       | Las Vegas    | .289        | 119        | 532         | 95         | 154        | 29         | 14        | 19        | 78         | 0         | 1         | 4         | 29         | 145        | 24         | 11        | .504        | .330        | 21         |
| <b>Minor League Totals</b> |              | <b>.267</b> | <b>702</b> | <b>2818</b> | <b>445</b> | <b>751</b> | <b>131</b> | <b>76</b> | <b>52</b> | <b>302</b> | <b>13</b> | <b>17</b> | <b>25</b> | <b>227</b> | <b>714</b> | <b>283</b> | <b>78</b> | <b>.422</b> | <b>.325</b> | <b>136</b> |

### CAREER TRANSACTIONS

**2012** — Signed by the New York Yankees organization as a non-drafted free agent, January 28. **2017** — Traded to the Oakland Athletics with outfielder Dustin Fowler and minor league pitcher James Kaprielian for pitcher Sonny Gray and \$1.5 million international bonus slot cash, July 31.

**LEFT-HANDED PITCHER****Height/Weight:** 6-3 / 200**Bats/Throws:** Left / Left**Birthdate:** June 8, 1989**Opening Day Age:** 30**Birthplace/Resides:** Palos Park, Illinois / Chicago, Illinois**Major League Service:** 5 years, 164 days**Obtained:** Claimed off waivers from Arizona, November 4, 2019**Contract Status:** First year of a one-year contract through 2020**CAREER HIGHLIGHTS**

Has spent seven seasons in the majors with Baltimore (2013-16) and Arizona (2017-19) and is 18-14 with a save and a 4.07 ERA in 262 career appearances, including three starts...was originally drafted by Cleveland out of high school in the 4th round of the 2007 First-Year player Draft and was selected by the Orioles in the Rule 5 draft following the 2012 season...tossed a career-high 74.2 innings in his rookie season of 2013...was signed by the Diamondback to a minor league contract after he was released by Baltimore in the spring of 2017...played for Phoenix in the Arizona Fall League in 2011.

**2019 HIGHLIGHTS**

Had no decisions and a 4.82 ERA in a career-high 51 relief appearances with Arizona...did not have a save opportunity...since the save became a stat in 1969, he is one of three pitchers to appear in 50 or more games with no wins, losses or save opportunities...joins Aaron Loup (TOR/PHI) in 2018 and Sam Freeman (TEX) in 2015...had nine holds, which were two shy of his career total of 11 entering the season...ranked third among National League relievers in ground-ball percentage (61.1) and fourth in ground balls (116)...allowed a .316 opponents batting average, including .292 (35-for-120) against left-handed hitters compared to .343 (36-for-105) against right-handers...yielded a .317 average with runners in scoring position...opponents hit .393 with five of his six home runs with no outs, .289 with one out and .246 with two outs...his career splits are .322/.287/.254...first batters faced were 15-for-49 (.306) but he walked just two (.333 on-base percentage)...allowed 12-of-32 (37.5%) inherited runners to score...logged a 6.37 ERA in 19 games before the All-Star Break...then had a 3.08 ERA in 32 appearances after the break...had a 2.70 ERA in 18 outings on one day of rest or fewer, a 6.00 ERA on two days rest or more...compiled a 6.04 ERA at home compared to 3.58 on the road...posted a 7.39 ERA in 27 games against NL West competition compared to 1.48 ERA in 24 games against all other teams...opponents were successful in 2-of-7 (28.6%) stolen base attempts and the five caught stealings tied the A's Ryan Buchter for the most in the majors among relievers...had a career-high and team-leading three pickoffs...had a first-pitch strike percentage of 56.5 and his 22.1% swing-and-miss percentage was a career high...went 0-for-3 with three strikeouts as a hitter...tossed two innings or more in eight of his first 14 appearances through June 21 but just once in 37 games after that.

**ARIZONA:** Began the season on the injured list with an inflamed left shoulder...was assigned to Triple-A Reno April 18 on a rehab assignment and logged a 4.50 ERA (4.0 ip, 3 h, 2 r, 2 er, 1 bb, 7 so) in three games before he was reinstated from the IL April 29...tossed a season-high 3.0 innings May 30 at Colorado, allowing a season-high three runs on six hits...matched his season high by pitching 3.0 innings June 21 against San Francisco...that gave him 25.1 innings over his first 14 appearances...would log just 30.2 innings over his final 37 games...had a 7.47 ERA in 10 games in June, which put his season ERA at 6.37...then posted a 1.80 ERA and .200 opponents batting average in nine appearances in July...did not allow a run in 13 of 15 appearances from July 2 to Aug. 13 for a 1.13 ERA and .196 opponents batting average...however, allowed 6-of-14 (42.9%) inherited runners to score...struck out a career-high six batters in 2.2 innings July 23 against Baltimore, a season-high for a D-backs reliever...had a season-best 6.0-inning scoreless streak from Aug. 3 to 13...allowed eight runs over a three-game stretch from Aug. 16 to 20, including Aug. 17 against San Francisco when he yielded a career-high tying seven hits and a season-high tying three runs in 1.2 innings...then did not allow a run in 13 of his final 15 appearances beginning

Aug. 23...had a 2.35 ERA over that span but opponents hit .344...did not surrender a run over his final seven appearances (3.1 ip) but faced just one batter in five of those outings...did not strike out a batter in nine appearances in September (4.0 ip).

## CAREER

**2018**—Spent the entire season with Arizona and was 2-2 with a save and a 2.00 ERA in 47 relief appearances...had career lows in ERA, WHIP (1.19), opponents batting average (.239), opponents on-base percentage (.296), opponents slugging percentage (.336) and opponents OPS (.631)...ranked among National League relievers in ground balls (2nd, 153), ground ball percentage (3rd, 68.3), ground ball-to-fly ball ratio (3rd, 4.50) and ERA (4th, 2.00)...was on the 10-day disabled list with a strained left neck from July 12-23 and did not pitch after Sept. 8 due to inflammation surrounding a bone spur in his left elbow...his 59.2 innings at the All-Star break were the most by a D-backs reliever all-time ahead of Byung-Hyun Kim (58.1 IP in 2001)...recorded his first career save June 22 at Pittsburgh.

**2017**—Was released by Baltimore on Feb. 24 and signed a minor league contract with Arizona March 2...started the year at Triple-A Reno and did not allow a run in seven games and 11.0 innings before he was selected by the Diamondbacks April 27...went 4-5 with a 5.33 ERA and 29 strikeouts in 43 appearances in his first season with the D-backs...led all National League relievers in ground-ball percentage (69.8) and finished second in ground ball-to-fly ball ratio (4.88)...limited lefties to a .222 average and a .548 OPS...was on the disabled list from May 10 to 21 with a left ankle contusion.

**2016**—Started the season with Baltimore, appearing in eight games out of the bullpen for the Orioles before being optioned to Norfolk...had six stints with the Orioles: April 4-May 6, May 7 (G2), June 1-18, June 25 (G2), June 28-30 and Aug. 26-28...tossed his season-long outing as an Oriole on April 22 at Kansas City, working 5.0 innings in relief, not allowing a run on three hits...induced two ground ball double plays in back-to-back appearances, June 17 and 25, tossing 2.0 scoreless innings in both...twice used as the 26th player for game two of a doubleheader (May 7 and June 25)...placed on the 15-day disabled list on June 30 with left knee inflammation (retroactive to June 29) and was reinstated on Aug. 26...made five rehab appearances (four starts) across three different levels; GCL Orioles (one game), High Single-A Frederick (two games), and Double-A Bowie (two games), tossing 8.1 innings and allowing six earned runs...appeared in eight games (four starts) for Triple-A Norfolk, going 1-1 with a 4.44 ERA with seven walks and 11 strikeouts...appeared in four games for the Tides after being optioned May 7 from Baltimore and compiled a 1.69 ERA...in his first game with Norfolk on May 10 vs. Charlotte, he started and worked 5.1 shut-out innings, allowing five hits with one walk and two strikeouts...tossed his longest outing of the season on May 15 vs. Buffalo, working 7.2 innings...pitched in three games out of the bullpen for Norfolk after being optioned Aug. 29 from Baltimore.

**2015**—Made 16 multi-inning relief appearances with the Orioles...tossed a season-high 4.0 innings on Oct. 1 vs. Toronto...finished second among American League relievers in ground ball percentage (65.7) and third in ground ball/fly ball ratio (4.48)...had five stints with the Orioles: May 8-24, June 3-14, June 24-25, June 28 (G2) and Aug. 4-end of season...went 2-3 with a 2.91 ERA and a save over 16 games (nine starts) with Triple-A Norfolk...allowed one run or fewer in six of those nine starts...allowed one earned run over his last four appearances (all in relief) with Norfolk prior to being recalled on Aug. 4, posting a 1.13 ERA in that span...retired 21 of his 30 first batters faced and stranded 14-of-15 inherited runners.

**2014**—Posted a 2.68 ERA in 36 relief outings...pitched one inning or more in 30 of his 36 appearances out of the bullpen...struck out 2.62 batters per walk, the best mark of his career...made one start on July 1 vs. Texas, earning his first career win as a starter (5.0 ip, 2 er)...posted a 0.57 ERA in eight games in June...went 1-0 with a 2.01 ERA in 17 games after the All-Star break...pitched to a 0.79 ERA in his final 10 outings of the season, beginning Aug. 16.

**2013**—Spent the season with the Orioles, making 38 appearances (one start)...made his Major League debut on April 6 vs. Minnesota by tossing 3.1 scoreless innings (1 h, 5 so)...posted a 2.92 ERA in his first 12 appearances, April 6-May 28...recorded his first ML win on June 13 vs. Boston...

made his first career start on June 28 vs. New York (AL), taking a no-decision (2.2 ip, 7 h, 3 er, 1 bb, 4 so)...pitched to a 2.53 ERA in six July games...suffered his first ML loss on Aug. 13 at Arizona (Goldschmidt walk-off home run)...in his final eight games, posted a 0.90 ERA...posted a 33-to-5 strikeout-to-walk ratio against left-handers...pitched for Caribes De Anzoategui in the Venezuelan Winter League and went 1-2 with a 2.97 ERA in eight games, including seven starts.

**2012**—Split the season between Double-A Akron and Triple-A Columbus and led all Cleveland farmhands with 16 wins...went 8-2 with a 2.69 ERA in 10 starts with the Aeros to start the season...began the year 8-1 with a 1.79 ERA in his first nine starts before allowing seven earned runs over 5.0 innings in his final Aeros start on May 25...went 5.0 or more innings in nine of his 10 Double-A starts, including 7.0 innings on four occasions...made his first appearance with Columbus on May 31, tossing 5.2 scoreless innings...went 4-1 with a 3.43 ERA in six starts in August.

**2011**—Started the year at Single-A Kinston but was moved up to Double-A Akron April 20...tied for second in the Eastern League in complete games (2) and tied for fourth in starts (25)...pitched for Phoenix in the Arizona Fall League following the season and was 3-0 with a 3.18 ERA in eight games, including seven starts.

**2010**—Finished third among all Indians farmhands in wins (11)...tied for second in the Carolina League in wins (11) and ranked fourth in ERA (3.13)...named to Carolina League Midseason All-Star team and started for the CL in the All-Star Game against the California League (2.0 ip, 1 h, 1 r, 0 er, 0 bb, 2 so)...made one postseason start at Winston-Salem and took the loss (5.1 ip, 6 h, 3 r, 1 er, 0 bb, 6 so).

**2009**—Spent the season with Single-A Lake County, leading the club in wins (9), finishing second in starts (23) and innings (120.2) and third in strikeouts (85).

**2008**—Began his professional career with the Gulf Coast League Indians, leading the club in innings (55.0), finishing second in starts (10) and third in strikeouts (38).

### PERSONAL/MISCELLANEOUS

Timothy J. McFarland was originally signed by Cleveland scout Mike Soper...graduated from Amos Alonso Stagg (IL) High School...earned his Bachelor of Science in Business Management in June 2018 as well as a certificate in Financial Planning from the University of Phoenix after 11 years of school.

## LIFETIME PITCHING RECORD

| Year                       | Club        | W         | L         | ERA         | G          | GS       | CG       | SHO      | SV       | IP           | H          | R          | ER         | HR        | HB       | BB         | IBB       | SO         | WP        | BK       |
|----------------------------|-------------|-----------|-----------|-------------|------------|----------|----------|----------|----------|--------------|------------|------------|------------|-----------|----------|------------|-----------|------------|-----------|----------|
| 2008                       | GCL Indians | 3         | 4         | 5.07        | 12         | 10       | 0        | 0        | 0        | 55.0         | 70         | 38         | 31         | 3         | 4        | 15         | 0         | 38         | 12        | 0        |
| 2009                       | Lake County | 9         | 4         | 3.58        | 25         | 23       | 0        | 0        | 1        | 120.2        | 128        | 58         | 48         | 6         | 3        | 42         | 0         | 85         | 10        | 1        |
| 2010                       | Kinston     | 11        | 5         | 3.13        | 24         | 19       | 1        | 0        | 0        | 126.2        | 121        | 50         | 44         | 9         | 4        | 40         | 0         | 92         | 6         | 1        |
|                            | Akron       | 0         | 0         | 11.25       | 1          | 1        | 0        | 0        | 0        | 4.0          | 9          | 6          | 5          | 1         | 0        | 2          | 0         | 5          | 0         | 0        |
| 2011                       | Kinston     | 0         | 1         | 2.25        | 2          | 2        | 0        | 0        | 0        | 12.0         | 9          | 5          | 3          | 2         | 0        | 1          | 0         | 12         | 0         | 0        |
|                            | Akron       | 9         | 9         | 3.87        | 25         | 25       | 2        | 0        | 0        | 137.1        | 140        | 73         | 59         | 9         | 7        | 50         | 0         | 103        | 12        | 3        |
| 2012                       | Akron       | 8         | 2         | 2.69        | 10         | 10       | 1        | 0        | 0        | 60.1         | 61         | 18         | 18         | 1         | 3        | 12         | 0         | 41         | 1         | 0        |
|                            | Columbus    | 8         | 6         | 4.82        | 17         | 17       | 1        | 1        | 0        | 102.2        | 112        | 55         | 55         | 9         | 1        | 33         | 0         | 55         | 5         | 0        |
| 2013                       | BALTIMORE   | 4         | 1         | 4.22        | 38         | 1        | 0        | 0        | 0        | 74.2         | 83         | 37         | 35         | 7         | 0        | 28         | 5         | 58         | 2         | 0        |
| 2014                       | Norfolk     | 0         | 1         | 3.75        | 5          | 5        | 0        | 0        | 0        | 24.0         | 21         | 11         | 10         | 0         | 4        | 8          | 0         | 25         | 1         | 1        |
|                            | BALTIMORE   | 4         | 2         | 2.76        | 37         | 1        | 0        | 0        | 0        | 58.2         | 70         | 22         | 18         | 2         | 4        | 13         | 2         | 34         | 0         | 0        |
|                            | Aberdeen    | 1         | 0         | 0.00        | 1          | 0        | 0        | 0        | 0        | 1.0          | 0          | 0          | 0          | 0         | 0        | 1          | 0         | 2          | 0         | 0        |
| 2015                       | Norfolk     | 2         | 3         | 2.91        | 16         | 9        | 0        | 0        | 1        | 52.2         | 42         | 20         | 17         | 0         | 0        | 14         | 0         | 31         | 1         | 0        |
|                            | BALTIMORE   | 2         | 2         | 4.91        | 30         | 0        | 0        | 0        | 0        | 40.1         | 52         | 26         | 22         | 4         | 0        | 18         | 5         | 26         | 3         | 0        |
| 2016                       | BALTIMORE   | 2         | 2         | 6.93        | 16         | 0        | 0        | 0        | 0        | 24.2         | 33         | 19         | 19         | 3         | 2        | 10         | 2         | 7          | 1         | 0        |
|                            | Norfolk     | 1         | 1         | 4.44        | 8          | 4        | 0        | 0        | 0        | 26.1         | 33         | 13         | 13         | 3         | 2        | 7          | 0         | 11         | 3         | 0        |
|                            | GCL Orioles | 0         | 0         | 0.00        | 1          | 1        | 0        | 0        | 0        | 3.0          | 0          | 0          | 0          | 0         | 0        | 1          | 0         | 1          | 0         | 0        |
|                            | Frederick   | 0         | 0         | 19.29       | 2          | 2        | 0        | 0        | 0        | 2.1          | 7          | 5          | 5          | 2         | 0        | 1          | 0         | 4          | 0         | 0        |
|                            | Bowie       | 0         | 1         | 3.00        | 2          | 1        | 0        | 0        | 0        | 3.0          | 4          | 3          | 1          | 1         | 0        | 0          | 0         | 3          | 0         | 0        |
| 2017                       | Reno        | 0         | 0         | 0.00        | 7          | 0        | 0        | 0        | 1        | 11.0         | 6          | 0          | 0          | 0         | 0        | 4          | 0         | 9          | 0         | 0        |
|                            | ARIZONA     | 4         | 5         | 5.33        | 43         | 1        | 0        | 0        | 0        | 54.0         | 65         | 42         | 32         | 4         | 2        | 17         | 6         | 29         | 2         | 0        |
| 2018                       | ARIZONA     | 2         | 2         | 2.00        | 47         | 0        | 0        | 0        | 1        | 72.0         | 64         | 18         | 16         | 4         | 0        | 22         | 3         | 42         | 2         | 0        |
| 2019                       | Reno        | 0         | 0         | 4.50        | 3          | 0        | 0        | 0        | 0        | 4.0          | 3          | 2          | 2          | 1         | 0        | 1          | 0         | 7          | 0         | 0        |
|                            | ARIZONA     | 0         | 0         | 4.82        | 51         | 0        | 0        | 0        | 0        | 56.0         | 71         | 35         | 30         | 6         | 1        | 20         | 5         | 35         | 1         | 0        |
| <b>Major League Totals</b> |             | <b>18</b> | <b>14</b> | <b>4.07</b> | <b>262</b> | <b>3</b> | <b>0</b> | <b>0</b> | <b>1</b> | <b>380.1</b> | <b>438</b> | <b>199</b> | <b>172</b> | <b>30</b> | <b>9</b> | <b>128</b> | <b>28</b> | <b>231</b> | <b>11</b> | <b>0</b> |

## CAREER TRANSACTIONS

**2007** — Selected by the Cleveland Indians organization in the 4th round of the First-Year Player Draft. **2012** — Selected by the Baltimore Orioles in the Rule 5 Draft, December 6. **2014** — On the bereavement list, July 28 to 30. **2016** — On the disabled list, June 29 to August 25; included rehabilitation assignments to GCL Orioles, August 9 to 14, Frederick, August 15 to 21, and Bowie, August 22 to 25. **2017** — Released, February 24; signed by the Arizona Diamondbacks to a minor league contract, March 2. On the disabled list, May 10 to 20. Elected free agency (contract non-tender), December 1; re-signed by Arizona, December 6. **2018** — On the disabled list, July 12 to 22. **2019** — On the injured list, March 25 to April 29; included rehabilitation assignment to Reno, April 18 to 29. Claimed off waivers by the Oakland Athletics, November 4.

## MCFARLAND'S CAREER BESTS

**Low Hit Complete Game:** None  
**Innings Pitched:** 5.0 (twice), last: April 22, 2016 at Kansas City.  
**Strikeouts:** 6, July 23, 2019 vs. Baltimore  
**Pitches:** 77, April 29, 2018 at Washington  
**Longest Winning Streak:** 4, June 25, 2016 to May 31, 2017  
**Longest Losing Streak:** 4, July 19 to August 20, 2017  
**Longest Scoreless Streak:** 13.1, May 4 to 28, 2018

**RIGHT-HANDED PITCHER****Height/Weight:** 6-1 / 215**Bats/Throws:** Right / Right**Birthdate:** February 19, 1993**Opening Day Age:** 27**Birthplace/Resides:** Houston, Texas / Houston, Texas**Major League Service:** 2 years, 88 days**Obtained:** Acquired from Houston with Jacob Nottingham for Scott Kazmir, July 23, 2015**Contract Status:** First year of a one-year contract through 2020**CAREER HIGHLIGHTS**

Has spent parts of each of the last four seasons in the majors, all with Oakland, and is 17-19 with a 4.68 ERA in 56 games, including 47 starts...is 30-14 with a 3.14 ERA (138 er in 395.1 ip) in 82 games, including 69 starts, in six seasons in the minors...was originally selected by Houston in the fourth round of the 2014 draft and was traded to the A's organization July 23, 2015 in the Scott Kazmir deal...did not pitch above Single-A over his first two seasons but made his Double-A, Triple-A and Major League debuts in 2016...led the A's farm system in ERA (1.46) and tied for second in wins (10) in 2016.

**2019 HIGHLIGHTS**

Was 5-2 with a save and a 4.83 ERA in 13 games, including nine starts, over three stints with Oakland...the save was the first of his career but his ERA, opponents batting average (.254), on-base percentage (.331), slugging percentage (.422) and OPS (.753) were his highest over the last three years...struck out 42 and walked 27 for a career-low strikeout-to-walk ratio of 1.56...held right-handed hitters to a .173 (18-for-104) batting average compared to .320 (41-for-128) against left-handers...yielded 17 of his 24 extra base hits and issued 21 of his 27 walks to lefties...had a .514 OPS against right-handers, .940 against left-handers...entered the season with a .248 average and .740 OPS in his career against righties compared to .251 with a .720 OPS against lefties...allowed a .180 average against batters leading off an inning and walked just three for a .219 on-base percentage...now has a .213 average and .246 on-base percentage in that situation in his career...had a .179 opponents average with no outs, .345 with one and .229 with two...was 5-2 with a 4.22 ERA and .712 OPS in his nine starting assignments and 0-0 with a 7.59 ERA and .923 OPS in four relief appearances...two of those appearances came in relief of an opener...the A's were 6-3 (.667) in his starting assignments and 2-2 (.500) when he pitched in relief...over the last two years, Oakland is 17-9 (.654) in his starts and 3-6 (.333) in his relief appearances...is 16-19 with a 4.78 ERA in 47 career starts compared to 1-0 with a 3.86 ERA in nine relief appearances...was 3-0 with a 5.33 ERA in six games on the road, 2-2 with a 4.41 ERA in seven games at home...is now 12-5 with a 4.62 ERA in 25 career outings on the road compared to 5-14 with a 4.73 ERA in 31 appearances in the Coliseum...tossed six scoreless innings for the win in his only interleague start and is 5-3 with a 2.78 ERA in nine career interleague starts...is 12-16 with a 5.16 ERA in 47 games against American League competition...opponents hit .279 with runners in scoring position...had a .299 opponents average and six of his seven home runs over his first 45 pitches in a game, .209 after that...the opponents number three hitter was 2-for-30 (.067) off him...went 0-for-2 as a hitter and is now 2-for-13 (.154) with two runs, one RBI, one walk, six strikeouts and a sacrifice hit in his career.

**OAKLAND:** Was recalled from Las Vegas the first time on May 12 and tossed a season-high 100 pitches in his first start that day against Cleveland...allowed four runs in 5.1 innings for the loss...it snapped a nine-game winning streak in interdivision games and was his first loss against a non-AL West team since May 29, 2017 at Cleveland...then went 1-0 with a 1.76 ERA and .203 opponents batting average over his next three games (two starts)...tossed a season-high 7.0 innings and allowed just one run on three hits and two walks for his first win on May 18 at Detroit...it began a career-high five-game winning streak that spanned eight games, including six starts, from May 18 to July 16...compiled a 3.89 ERA and .244 opponents batting average during the streak...allowed just one run in 4.0 innings in his next start May 24 against Seattle but walked a



career-high tying five and threw 99 pitches in a no decision in a 6-2 A's win...pitched in relief of "opener" Liam Hendriks May 29 against Los Angeles (AL) and struck out a season-high six batters in 4.1 innings...then pitched in relief of "opener" Joakim Soria in the A's 10-9 loss at Los Angeles (AL) on June 5 and allowed a season-high six runs in 2.1 innings...was optioned to Las Vegas the next day after going 1-1 with a 5.09 ERA in three starts and two relief appearances...returned to Oakland June 26 and combined with Petit, Soria and Hendriks on a five-hit shutout in the A's 2-0 win that day at St. Louis...did not walk a batter in three consecutive starts from July 2 to 16...tossed at least five innings in each start and the streak of three consecutive starts with no walks and five or more innings tied for the third-longest such streak in Oakland history...allowed five runs on a season-high eight hits in 5.2 innings July 2 against Minnesota but picked up the win in an 8-6 A's victory...was the winning pitcher in the A's 7-4 win at Seattle July 7, snapping a six-game losing streak against AL West teams...it was his first win against a division foe since Oct. 1, 2017 at Texas...tossed a season-high tying 7.0 innings in a 9-2 win over the Mariners on July 16...walked a career-high tying five batters in 3.1 innings in a no decision at Minnesota on July 21...allowed four runs that day and four more in 5.1 innings July 26 against Texas and was 4-1 with a 4.68 ERA in six starts during his second stint when he was optioned back to the Aviators Aug. 1...went 3-1 despite a 5.74 ERA in five starts in July...it was just the second time he won more than two games in a month (4 in May, 2018)...was recalled by the A's Sept. 9 when Las Vegas' season ended and pitched twice in September, both times in relief (4.50 ERA)...recorded his first Major League save Sept. 10 at Houston when he tossed the final three innings of the A's 21-7 win (4 h, 2 r, 2 er, 2 bb, 1 so)...added a scoreless inning of relief in his final outing on Sept. 21 against Texas...was not on the A's roster for the Wild Card game.

**LAS VEGAS:** Was 4-3 with a 4.22 ERA in 13 games, including 10 starts, with Triple-A Las Vegas...the ERA was his highest as a minor leaguer...struck out 61 batters in 64.0 innings (8.58 per nine innings)...allowed a .228 opponents batting average, which broke down to .227 (22-for-97) against left-handed hitters compared to .228 (34-for-149) against right-handers...his career minor league splits are .219 against lefties, .239 against righties...yielded a .186 batting average and .262 on-base percentage to batters leading off an inning...opponents hit .281 with runners in scoring position...was 4-2 with a 3.47 ERA and .210 opponents batting average in nine games before the All-Star Break, 0-1 with a 6.75 ERA and .283 opponents average in four games after the break...is now 18-5 with a 2.47 ERA in 44 career games before the break, 12-9 with a 3.97 ERA in 38 games after the break...was 3-3 with a 3.91 ERA in his 10 starts, 1-0 with a 5.40 ERA in three relief appearances...tossed at least three innings in each of his relief appearances...was the Aviators Opening Day starting pitcher and had a no decision in a 9-8 win at El Paso on April 4...allowed four runs in 5.0 innings and left with a 6-4 lead...made his first relief appearance on April 9 against Sacramento in relief of a rehabbing Chris Bassitt...allowed one unearned run on one hit in 6.0 innings of relief and struck out a season-high nine for the win...that began a three-game winning streak where he went 3-0 with a 2.37 ERA and .149 opponents batting average over a three-start stretch from April 9-20...tossed a season-high 100 pitches and allowed five runs on seven hits in 6.0 innings April 15 against Fresno but still picked up the win...logged a season-high 7.0 scoreless innings and yielded just two hits in an 11-0 win at Fresno April 20...had his three-game winning streak snapped April 26 against El Paso when he had season highs in runs (6) and hits (8) and a season low in innings pitched (3.0) in an 8-6 loss...was 3-2 with a 2.77 ERA in seven games (six starts) when the A's called for the first time on May 12...was sent back to Las Vegas June 6 and started and won June 10 against San Antonio...pitched in relief for the second time June 16 at Memphis in a game started by "opener" Brian Schmitter and allowed five runs on five hits in 4.1 innings...returned to Oakland a second time June 26 but was back with Aviators following an Aug. 1 option...went 0-1 with a 6.75 ERA in four games, three starts, in August...matched his season low in innings pitched (3.0) in a start on Aug. 4 against Oklahoma City and a relief appearance Aug. 16 against Albuquerque...made one postseason start for Las Vegas and had a no decision in Game 1 of the Pacific Coast League Semifinals on Sept. 4 at Sacramento, a 9-3 Aviators win (4.1 ip, 5 h, 2 r, 2 er, 1 bb, 6 so).

## CAREER

**2018**—Was in the A's Opening Day starting rotation but was optioned to Triple-A Nashville following a mid-season stint on the disabled list before returning to Oakland in late August, working primarily as a long man in "opener" games...went 7-6 with a 4.05 ERA and .234 opponents

batting average in 22 games, including 17 starts...struck out just 72 batters in 115.2 innings and his average of 5.60 strikeouts per nine innings was second lowest in the American League (Colon, TEX 4.98)...walked just 26 (2.02 per nine innings)...went 6-6 with a 4.50 ERA in his 17 starting assignments and was 1-0 with a 1.83 ERA in his five relief appearances...did not allow a run in three of his five relief appearances and tossed at least four innings four times...surrendered just one home run in 19.2 innings of relief...allowed 15 of his 58 runs in the first inning for a 7.94 ERA and .343 opponents batting average...had a 3.38 ERA and .213 opponents average from the second inning on...had five home runs in the first inning, 13 after that...had a .285 opponents batting average and nine of his 18 home runs the first time through the lineup, .151 the second time and .281 after that...was 0-6 with a 6.70 ERA and .287 opponents batting average in 11 games against American League West competition, 7-0 with a 2.04 ERA and .188 opponents average in 11 games against all other teams...his opponents batting average broke down to .221 against left-handed hitters compared to .244 against right-handers...issued 20 of his 26 walks to righties...held the opposition to a .185 batting average leading off an inning and issued just three walks for a .211 on-base percentage...the on-base percentage was the lowest in the majors among pitchers with 100 or more innings and the batting average was fourth lowest in the AL...yielded a .293 average with runners in scoring position...13 of the 18 home runs he allowed were solo shots...was 3-4 with a 3.60 ERA in 13 games at home, 4-2 with a 4.87 ERA in nine games on the road...entered the season with a 6.43 career ERA in Oakland, 4.12 on the road...went 2-0 with a 1.93 ERA in two interleague starts...tied for second among AL pitchers in sacrifice hits allowed (4) and tied for sixth in opponents reaching base on an error (8)...the A's won each of his five no decisions as a starter and were 11-6 (.647) in his starting assignments...went 1-for-3 (.333) with a RBI and a strikeout as a hitter...was in the A's starting rotation to begin the season and lost each of his first two starts...then went 6-2 with a 2.27 ERA over his next 10 starts from April 11 to May 31...picked up his first win on April 11 at Los Angeles (NL)...allowed a run in the first inning, snapping a 23.0-inning road scoreless streak...that fell two short of the Oakland record of 25.0 set by Gene Nelson (Aug. 21, 1989-April 25, 1990) and matched by Dennis Eckersley (June 5, 1990-April 16, 1991)...defeated Chicago (AL) on April 16 for his first career win in the Coliseum...it snapped a career-opening 10-game home losing streak, which is the longest career-opening home losing streak by an A's pitcher since Bobby Hasty lost 11 straight from Sept. 11, 1919 to Aug. 11, 1921...it is the second-longest home losing streak in Oakland history and fell three short of the record of 14 set by Matt Keough from July 14, 1978 to Aug. 8, 1979...went 4-1 with a 1.51 ERA and .181 opponents average in six starts in May...was one of four American League pitchers to win four games in May, had the second-lowest ERA to the Astros Justin Verlander (0.86) and ranked fifth in opponents batting...had never won more than two games in a month in his career...the ERA was the lowest in a single month in his career and it was the second-lowest May ERA by an Oakland pitcher over the last 30 years (Barry Zito, 1.32 in 2006)...allowed six runs, four of which scored on solo home runs...opponents went 4-for-25 (.160) with runners in scoring position...won four consecutive starts from May 15 to 31, compiling a 1.20 ERA and .171 opponents batting average...had a career-high and A's season-high 25.0 inning scoreless streak during the winning streak...tossed 7.0 scoreless innings of two-hit ball May 20 at Toronto followed by a two-hit shutout in a 3-0 win on May 26 against Arizona...is just the second A's pitcher since at least 1908 with back-to-back scoreless outings of seven innings or more and two hits or fewer...the other is Bobby Witt from June 23-28, 1994...the complete game against the Diamondbacks was the second of his career...did not walk a batter and struck out five...his first complete game was also a two-hit, no-walk shutout (Sept. 15, 2017 at Philadelphia) and he joins Catfish Hunter and George Earnshaw as the only three A's pitchers since at least 1908 with two career two-hit, no-walk shutouts...walked two batters May 31 against Tampa Bay, ending a season-opening streak of 11 starts with one walk or fewer...that was the longest season-opening streak by an Athletics starting pitcher since at least 1908...had a streak of 12 consecutive starts with one walk or fewer dating back to last year, which was third longest by an A's starter since at least 1908 (excludes starters who pitched in relief in between)...allowed a career-high four home runs in an 8-2 loss at Texas June 6...left his start on June 23 at Chicago (AL) after two innings with a sprained right foot...it was the shortest outing of his career as a starter...was placed on the disabled list June 27 retroactive to June 24 with the foot injury...made two rehab starts with Triple-A Nashville before he was reinstated from the DL and optioned to Nashville July 14...was recalled by Oakland Aug. 27 and made five of his final six appearances in relief...was 1-0 with a 2.52 ERA and .180 opponents batting average over that stretch...made his first career relief appearance Aug. 27 at Houston...

entered the game to start the fourth inning with the A's trailing 5-4 and tossed 4.0 scoreless innings...pitched 4.2 scoreless innings in relief of Liam Hendriks (1.0 ip) on Sept. 4 against New York (AL) and allowed just one hit...that was the longest relief appearance by an Athletic in 2018 until his next appearance on Sept. 12 at Baltimore when he logged 5.0 scoreless and hitless innings while walking one in relief of Hendriks (1.0 ip)...it matched the longest hitless outing by a reliever in Oakland history (Zach Neal, Sept. 30, 2016 at Seattle)...made a start in his final outing of the season, allowing three runs on four hits in 5.1 innings in a no decision at Seattle Sept. 24...was 4-1 with a 2.98 ERA in nine games, including eight starts, with Nashville...surrendered just two home runs in 45.1 innings, an average of 0.40 per nine innings...walked one batter or fewer in each of his nine appearances and issued seven free passes total, an average of 1.39 per nine innings...struck out 34 for a strikeout-to-walk ratio of 4.86...allowed a .231 opponents batting average, including .204 against right-handed hitters compared to .279 against left-handers...walked just one batter to lead off an inning and opponents hit .222 with a .255 on-base percentage and .289 slugging percentage...yielded a .202 average with the bases empty compared to .291 with runners on...opponents hit .303 with runners in scoring position, including .353 with RISP and two outs...went 3-0 with a 1.54 ERA in four games at Nashville, 1-1 with a 4.50 ERA in five starts on the road...was assigned to Nashville on a rehab assignment July 6 and pitched twice before he was reinstated from the Oakland disabled list July 14 and optioned to Nashville...went 3-0 with a 2.63 ERA over his final seven starts...tossed a minor league season-high 7.0 innings in back-to-back starts July 19 against Omaha and July 25 at Las Vegas...struck out a minor league season-high eight batters in a 6-4 win over Sacramento Aug. 5...picked up his final win Aug. 18 at Colorado Springs...did not allow a run over his final two starts on Aug. 16 against Round Rock (6.0 ip) and Aug. 21 at Round Rock (4.0 ip) but had a no decision in each start.

**2017**—Combined to make just 18 starts between the majors and minors due to two stints on the disabled list...went 3-2 with a 3.14 ERA and .229 opponents batting average in seven starts over two stints with Oakland...was also 2-4 with a 4.17 ERA in nine starts with Triple-A Nashville and 0-0 with a 0.00 ERA in two starts with the A's affiliate in the Arizona Rookie League...walked just nine batters in 43.0 innings (1.88 per nine innings) with the A's for a .268 on-base percentage...his opponents batting average included a .187 mark against right-handed hitters compared to .268 against left-handers...went 3-1 with a 1.71 ERA in four starts on the road...allowed a .176 opponents batting average with runners in scoring position...had a .179 opponents average the first time through the lineup, .257 after that...had a 0.64 ERA in innings one and two, a 4.34 ERA from the third inning on...tied for fifth in the American League in complete games (1)...began the season on Oakland's 10-day disabled list after fracturing his medial tibial sesamoid bone while throwing a bullpen at home Jan. 31...had surgery on his right foot Feb. 8 at Houston Methodist Hospital...the surgery, which involved a sesamoidectomy, was performed by Dr. Kevin Varner...made three rehab starts before he was reinstated from the DL and optioned to Nashville May 20...was recalled for the first time May 29 and went 0-1 with a 10.13 ERA in two starts before he was optioned back to Nashville June 3...returned to Oakland Sept. 5 when the Sounds season concluded and went 3-1 with a 1.54 ERA in five starts...including 2-1 with a 1.93 ERA in September...ranked fifth in the AL in ERA in September...tossed his first career complete game and the A's only complete game of the season, a two-hit shutout in a 4-0 win at Philadelphia Sept. 15...did not walk a batter to become the 14th pitcher in Oakland history to allow two hits or fewer in a shutout and not walk a batter...struck out seven while tossing a career-high 118 pitches...tossed seven scoreless innings in his next start Sept. 20 at Detroit for the first winning streak of his career...it was his first career victory in 10 starts during the day...did not walk a batter and joins Catfish Hunter (Sept. 5-9, 1974) and Bartolo Colon (May 26-31, 2013) as the only A's pitchers since at least 1913 with back-to-back games of seven or more innings and no runs or walks...did not allow a run in the first three innings of his next start Sept. 26 against Seattle for an A's season-high 19.0-inning scoreless streak...tossed seven scoreless innings to defeat the Rangers in the final game of the season Oct. 1 at Texas...finished the season with a 23.0-inning scoreless streak on the road...combined with Nashville and the A's Arizona Rookie League affiliate for a 2-4 record, a 3.69 ERA and .237 opponents batting average in 11 starts...the batting average broke down to .190 against left-handed hitters compared to .277 against right-handers...surrendered four of his five home runs to righties...yielded a .217 average with runners in scoring position...his first three starts with Nashville were on a rehab assignment from Oakland and he went 1-1 with a 3.38 ERA and .220 opponents batting average...was reinstated from the Oakland disabled

list and optioned to Nashville May 20...made one more start on May 23 against Omaha when he combined with Chris Smith on a three-hit shutout in a 10-0 win...tossed a season-high seven innings and allowed all three of the hits...was promoted to Oakland May 29...was optioned back to Nashville June 3 but did not pitch before going on the disabled list June 9 with a strained right oblique...made two rehab starts with the A's affiliate in the Arizona Rookie League...was reinstated Aug. 14 and went 0-3 with a 6.09 ERA over his final five starts with the Sounds.

**2016**—Made his Major League debut with Oakland in his third professional season after beginning the year with no experience above Single-A...went 2-0 with a 0.78 ERA in four starts with Double-A Midland, 8-2 with a 1.67 ERA in 13 starts with Triple-A Nashville and 2-9 with a 6.50 ERA and .284 opponents batting average in 14 starts over two stints with Oakland...his ERA with the A's was second highest in the majors among pitchers with 70 or more innings pitched...his .182 winning percentage was second lowest in the majors among pitchers with 10 or more decisions and sixth lowest in Oakland history...tied for fourth among American League rookies in games started and ranked 10th in innings pitched (72.0) and strikeouts (71)...went 0-7 with a 6.86 ERA in eight starts at home to become just the third Athletics pitcher since at least 1911 to go 0-7 or worse at home (Tom Sheehan, 0-7 in 1916; Rip Coleman, 0-7 in 1959)...was 0-6 with a 4.50 ERA in six starts during the day and is the first A's pitcher to go 0-6 or worse during the day since Diego Segui went 0-9 for the Kansas City A's in 1965...yielded a .212 opponents batting average and one home run the first time through the lineup, .333 and eight home runs after that...received 22 runs of support in his two wins (13.50 RSA) and just 18 runs of support in his other 12 starts (2.83 RSA)...was selected from Nashville June 11 and made his ML debut that day at Cincinnati after just 43 minor league appearances, including 34 starts, in three professional seasons...at the age of 23 years, 113 days, he became the youngest A's pitcher to start a game since Trevor Cahill on June 19, 2011 (23 years, 110 days)...allowed two runs in 5.2 innings but took the loss in a 2-1 decision...struck out the first batter he faced (Zack Cozart)...fanned a career-high nine batters but fell to 0-3 in a 4-2 loss to Milwaukee June 22...joined Brad Rigby (1997) and Mike Morgan (1978) as the only three pitchers in Oakland history to lose each of the first three games of their career...is just the fourth Major League pitcher since 1913 to lose each of his first three career games while allowing three runs or fewer in each game (last: Kyle Drabek, 2010 Blue Jays)...earned his first big league win in his fourth start on June 27 at San Francisco...tossed 7.2 innings and allowed just two runs in the A's 8-3 win...allowed four runs or fewer while tossing five innings or more in each of his first five career starts and was 1-4...since 1913, the only other Major League pitcher to do that and lose at least four of those games is Tony Armas, who went 0-4 with a 2.97 ERA over his first five career starts with Montreal from Aug. 16, 1999-May 30, 2000...walked a career-high five batters in a 7-0 loss to Houston July 20...was optioned to Nashville July 26 but returned to Oakland Sept. 3...tossed 7.0 scoreless innings in a 14-5 win on Sept. 15 at Kansas City to snap his career-high four-game losing streak, which spanned seven starts from July 3 to Sept. 9...surrendered a career-high eight runs on a career-high nine hits in 3.0 innings at Los Angeles (AL) Sept. 27...combined for a 10-2 record, a 1.46 ERA and .197 opponents batting average in 17 games, all starts, with Midland and Nashville...led the A's farm system in ERA and tied for second in wins...allowed just four home runs in 98.1 innings, an average of 0.37 per nine innings...yielded a .134 batting average with runners in scoring position...was 3-0 over his first six starts and allowed just two earned runs in 36.0 innings for a 0.50 ERA...extended his scoreless streak to 24.0 innings before allowing a run in the seventh inning May 13 at Iowa...was 3-1 with and a 1.39 ERA in seven starts with Nashville at the time of his June 11 promotion to Oakland...had a 1.19 ERA overall, which was sixth lowest in the minors when he joined the A's for the first time...was optioned back to Nashville July 26 and went 5-1 with a 2.10 ERA in six starts, all in August.

**2015**—Pitched for three different teams in two organizations and combined for a 10-4 record and a 3.72 ERA and .254 opponents batting average in 26 games, including 22 starts...struck out 125 and walked just 36 for a strikeout-to-walk ratio of 3.47...started the year at Single-A Quad Cities and went 4-1 with a 1.16 ERA in eight games, including six starts...surrendered just one home run in 38.2 innings...went 4-0 with a 0.30 ERA and .180 opponents average over his final six games, including four starts...recorded his first professional win when he tossed 4.0 scoreless innings of relief on April 23 at Peoria (2 h, 1 bb, 5 so)...had a 27.0-inning scoreless streak from April 23 to May 22...was promoted to Single-A Lancaster of the California League May 23 and went 2-1

with a 5.26 ERA in 10 games, eight starts, with the JetHawks...won his first two decisions on June 8 at Visalia and June 13 at Lake Elsinore to extend his overall minor league winning streak to six games...earned the first save of his career June 26 at Bakersfield when he tossed 4.0 scoreless and hitless innings of relief...was traded to the Oakland organization July 23 with Jacob Nottingham for pitcher Scott Kazmir...Lancaster was hosting the A's Single-A affiliate at Stockton that day and both he and Nottingham switched clubhouses...started against his former teammates two days later and was the winning pitcher in a 5-3 victory (5.0 ip, 1 h, 1 r, 1 er, 8 so)...went 3-0 with a 4.39 ERA over his final five starts and was 4-2 with a 4.25 ERA in eight starts overall with the Ports...made one postseason start for Stockton...started and won Game 2 of the first round of the Cal League Playoffs, a 4-2 win over San Jose on Sept. 10 (6.0 ip, 4 h, 2 r, 2 er, 0 bb, 7 so).

**2014**—Was 0-0 with a 3.27 ERA and .214 opponents batting average in six games with the Astros affiliate in the Gulf Coast Rookie League and Tri-City of the Short Season New York-Penn League in his professional debut...struck out 17 batters in 11.0 innings and walked just one...held right-handed hitters to a .172 batting average...made his debut Aug. 12 against the Tigers (1.0 ip, 2 so) and did not allow a run over his first three outings (5.0 ip, 1 h)...went 1-0 with a 0.00 ERA in three postseason appearances for the ValleyCats, all in relief (4.0 ip, 3 h, 1 bb, 7 so).

## PERSONAL/MISCELLANEOUS

Daniel Joseph Mengden was originally signed by Astros scout Noel Gonzalez-Luna...graduated from Westside High School (Tex.)...played collegiately at Texas A&M.

### LIFETIME PITCHING RECORD

| Year                       | Club        | W         | L         | ERA         | G         | GS        | CG       | SHO      | SV       | IP           | H          | R          | ER         | HR        | HB        | BB         | IBB      | SO         | WP        | BK       |
|----------------------------|-------------|-----------|-----------|-------------|-----------|-----------|----------|----------|----------|--------------|------------|------------|------------|-----------|-----------|------------|----------|------------|-----------|----------|
| 2014                       | GCL Astros  | 0         | 0         | 4.26        | 4         | 0         | 0        | 0        | 0        | 6.1          | 4          | 3          | 3          | 0         | 1         | 0          | 0        | 11         | 0         | 0        |
|                            | Tri-City    | 0         | 0         | 1.93        | 2         | 1         | 0        | 0        | 0        | 4.2          | 5          | 1          | 1          | 0         | 0         | 1          | 0        | 6          | 1         | 0        |
| 2015                       | Quad Cities | 4         | 1         | 1.16        | 8         | 6         | 0        | 0        | 0        | 38.2         | 30         | 7          | 5          | 1         | 2         | 8          | 0        | 36         | 1         | 1        |
|                            | Lancaster   | 2         | 1         | 5.26        | 10        | 8         | 0        | 0        | 1        | 49.2         | 59         | 30         | 29         | 4         | 2         | 18         | 0        | 48         | 7         | 1        |
|                            | Stockton    | 4         | 2         | 4.25        | 8         | 8         | 0        | 0        | 0        | 42.1         | 39         | 23         | 20         | 6         | 2         | 10         | 0        | 41         | 4         | 0        |
| 2016                       | Midland     | 2         | 0         | 0.78        | 4         | 4         | 0        | 0        | 0        | 23.0         | 15         | 2          | 2          | 0         | 0         | 12         | 0        | 28         | 2         | 0        |
|                            | Nashville   | 8         | 2         | 1.67        | 13        | 13        | 0        | 0        | 0        | 75.1         | 54         | 15         | 14         | 4         | 3         | 17         | 1        | 67         | 1         | 0        |
| 2017                       | OAKLAND     | 2         | 9         | 6.50        | 14        | 14        | 0        | 0        | 0        | 72.0         | 83         | 54         | 52         | 9         | 4         | 33         | 0        | 71         | 5         | 0        |
|                            | Nashville   | 2         | 4         | 4.17        | 9         | 9         | 0        | 0        | 0        | 41.0         | 40         | 20         | 19         | 5         | 3         | 18         | 0        | 40         | 1         | 1        |
|                            | OAKLAND     | 3         | 2         | 3.14        | 7         | 7         | 1        | 1        | 0        | 43.0         | 36         | 16         | 15         | 6         | 0         | 9          | 0        | 29         | 2         | 0        |
| 2018                       | AZL A's     | 0         | 0         | 0.00        | 2         | 2         | 0        | 0        | 0        | 5.0          | 1          | 0          | 0          | 0         | 0         | 3          | 0        | 9          | 1         | 0        |
|                            | OAKLAND     | 7         | 6         | 4.05        | 22        | 17        | 1        | 1        | 0        | 115.2        | 103        | 58         | 52         | 18        | 3         | 26         | 0        | 72         | 6         | 0        |
|                            | Nashville   | 4         | 1         | 2.98        | 9         | 8         | 0        | 0        | 0        | 45.1         | 39         | 17         | 15         | 2         | 3         | 7          | 0        | 34         | 1         | 0        |
| 2019                       | Las Vegas   | 4         | 3         | 4.22        | 13        | 10        | 0        | 0        | 0        | 64.0         | 56         | 37         | 30         | 8         | 2         | 20         | 2        | 61         | 3         | 0        |
|                            | OAKLAND     | 5         | 2         | 4.83        | 13        | 9         | 0        | 0        | 1        | 59.2         | 59         | 32         | 32         | 7         | 0         | 27         | 0        | 42         | 1         | 0        |
| <b>Major League Totals</b> |             | <b>17</b> | <b>19</b> | <b>4.68</b> | <b>56</b> | <b>47</b> | <b>2</b> | <b>2</b> | <b>1</b> | <b>290.1</b> | <b>281</b> | <b>160</b> | <b>151</b> | <b>40</b> | <b>7</b>  | <b>95</b>  | <b>0</b> | <b>214</b> | <b>14</b> | <b>0</b> |
| <b>Minor League Totals</b> |             | <b>30</b> | <b>14</b> | <b>3.14</b> | <b>82</b> | <b>69</b> | <b>0</b> | <b>0</b> | <b>1</b> | <b>395.1</b> | <b>342</b> | <b>155</b> | <b>138</b> | <b>30</b> | <b>18</b> | <b>114</b> | <b>3</b> | <b>381</b> | <b>22</b> | <b>3</b> |

### CAREER TRANSACTIONS

**2014** — Selected by the Houston Astros organization in the 4th round of the First-Year Player Draft. **2015** — Traded to the Oakland Athletics with catcher Jacob Nottingham for pitcher Scott Kazmir, July 23. **2017** — On the disabled list, March 30 to May 19; included rehabilitation assignment to Nashville, May 8 to 19. **2018** — On the disabled list, June 24 to July 13; included rehabilitation assignment to Nashville, July 6 to 13.

### MENGDEN'S CAREER BESTS

**Low Hit Complete Game:** 2 (twice), last: May 26, 2018 vs. Arizona

**Innings Pitched:** 9.0 (twice), last: May 26, 2018 vs. Arizona

**Strikeouts:** 9, June 22, 2016 vs. Milwaukee

**Pitches:** 118, September 15, 2017 at Philadelphia

**Longest Winning Streak:** 5, May 18 to July 16, 2019

**Longest Losing Streak:** 4, July 3 to September 9, 2016

**Longest Scoreless Streak:** 25.0, May 15 to 31, 2018

**RIGHT-HANDED PITCHER****Height/Weight:** 6-2 / 255**Bats/Throws:** Right / Right**Birthdate:** March 21, 1993**Opening Day Age:** 27**Birthplace/Resides:** Sainagua, Dominican Republic / Litchfield, Arizona**Major League Service:** 2 years, 15 days**Obtained:** Acquired from the Los Angeles Dodgers with minor leaguers Jharel Cotton and Grant Holmes for Rich Hill and Josh Reddick, Aug. 1, 2016**Contract Status:** First year of a one-year contract through 2020**CAREER HIGHLIGHTS**

Is 15-9 with a 3.85 ERA in 59 games, including 29 starts, in four seasons in the majors with Chicago-AL (2015) and Oakland (2017-19)...is 14-6 with a 3.13 ERA in 29 games, 27 starts, over the last two years after going 1-3 with a 6.32 ERA in 30 games, two starts, over his first two seasons...has been traded three times in his career, with each deal involving at least five players...two of the deals involved three teams...is 20-32 with a 4.00 ERA (222 er in 499.2 ip) in 123 games, including 107 starts, in nine seasons in the minors...has 510 strikeouts in 499.2 innings (9.19 per nine innings)...was suspended for 80 games in 2019 for violating Major League Baseball's Joint Drug Prevention and Treatment Program...threw a 7.0-inning no-hitter on June 9, 2015 at Tennessee...was selected to the All-Star Futures Game in 2014 and 2015...pitched in the Arizona Fall League in 2014 and 2016 and was selected to the Rising Stars Game in 2014.

**2019 HIGHLIGHTS**

Went 9-2 with a 2.63 ERA in 16 starts in a season shortened due to an 80-game suspension for violating Major League Baseball's Joint Drug Prevention and Treatment Program...his ERA was a career low as was his opponents batting average (.230), on-base percentage (.282) and OPS (.646)...had career highs in wins, starts, strikeouts (103), innings (96.0), hits (84), runs (35), walks (23) and hit batters (4) and matched his high in earned runs (28) and wild pitches (4)...averaged 2.16 walks per nine innings, which was the lowest mark of his career...his strikeout-to-walk ratio of 4.48 was a career high...surrendered eight home runs (0.75 per nine innings)...his ERA was third lowest in the American League among pitchers with at least 90 innings...using the same minimum, he ranked fourth in fewest home runs per nine innings, fifth in opponents OPS, sixth in slugging percentage (.364), ninth in on-base percentage and 10th in strikeout-to-walk ratio...averaged 9.66 strikeouts per nine innings, which was second highest in Oakland history (Gio Gonzalez, 9.94 in 2009) and third highest in Athletics history (Wes Stock, 9.77 in 1964) among pitchers with 90 or more innings...his 4.48 strikeout-to-walk ratio was fourth highest in Oakland history...had a .229 (38-for-166) opponents batting average and .647 OPS against right-handed hitters compared to .231 (46-for-199) with a .645 OPS against left-handers...allowed a .207 average to batters leading off an inning and .115 with two strikes...six of the eight home runs he allowed were solo shots...only one came the first time through the batting order...opponents were 4-for-7 (.571) with the bases loaded...was 4-0 with a 3.00 ERA in seven starts at home, 5-2 with a 2.33 ERA in nine starts on the road...surrendered just two home runs in 42.0 innings in Oakland compared to six in 54.0 innings on the road...had a 3-0 record and a 1.50 ERA in four starts during the day, 6-2 with a 3.00 ERA in 12 starts at night...went 5-2 with a 3.00 ERA in 11 starts on four or five days rest, 4-0 with a 1.91 ERA in five starts on six days rest or more...is now 7-1 with a 2.40 ERA in 10 career starts on six days rest or more...allowed just one run in the first inning for a 0.56 ERA...had a 5.63 ERA in the second inning and a 2.39 ERA from the third inning on...received two runs of support or fewer in seven of his 16 starts but had six starts with seven runs of support or more...had a 6.84 RSA overall...was 7-1 in nine starts with three runs of support or more and is 10-1 in 13 such starts in his career...the A's were 12-4 (.750) in his starting assignments and are 19-8 (.704) when he starts in his career...committed three errors, which tied for the most among AL pitchers...went 0-for-1 with a walk as a hitter and is 0-for-6 with a walk and five strikeouts in his career...pitched for Escogido in the Dominican Winter League following the season and was 3-0 with a 1.44 ERA in five starts.



**OAKLAND:** Was on the Opening Day roster and was available in the bullpen for the two games against Seattle in Japan but did not pitch...was inserted into the fourth spot in the rotation when the season resumed and picked up the win in his first start March 31 against Los Angeles (AL)... took the loss in his second start on April 5 at Houston...then went 3-0 with a 3.50 ERA and .224 opponents average over this next three starts from April 10 to 23...the first win came on April 10 at Baltimore when he retired the first 12 batters he faced...surrendered two home runs in the game, giving him four in his first three starts...did not allow another home run until June 4 at Los Angeles-AL (Ohtani) for an eight-game, 53.0-inning, 228-batter faced homerless streak...allowed a season-high nine hits but extended his winning streak to three games in an 11-5 win over Texas April 23...had his three-game winning streak snapped April 29 at Boston when he allowed a season-high seven runs in 4.1 innings...only one of the runs was earned and the six unearned runs tied for second most in Oakland history...they were the most since Brett Anderson also had six on May 15, 2009 vs. Detroit...finished April with a 3-2 record and a 3.29 ERA in five starts...tied for fifth in the American League in wins...then went 2-0 with a 2.64 ERA in five starts in May...tied for eighth in the AL in May ERA...left his start on May 10 against Cleveland with a 3-2 lead but Trivino blew the save in a game the A's would win 4-3 in 12 innings...had career highs in strikeouts (10), innings pitched (8.2) and pitches (109) in a 7-2 win at Detroit on May 17...did not walk a batter, which marked the 27th time in Oakland history a pitcher struck out 10 or more and did not issue a walk...it was the first since Jeff Samardzija on Sept. 17, 2014 vs. Texas (10 so)...that began a career-high and season-ending five-game winning streak...compiled a 2.49 ERA (14 er in 50.2 ip) and .201 (38-for-189) opponents batting average over that eight start stretch...walked a career-high five batters in a season-low 4.0 innings in a no decision against Los Angeles (AL) May 28...had his second career 10-strikeout game in a 9-8 win at Texas June 9...allowed a run on four hits in 8.0 innings on June 20 against Tampa Bay but had a no decision in the A's 5-4 win...was suspended for 80 games the next day for violating Major League Baseball's Joint Drug Prevention and Treatment Program...was 9-2 with a 2.70 ERA in 15 starts at the time...was tied for third in the AL in wins and winning percentage (.818) and ranked fifth in ERA...was reinstated Sept. 25 and started that day at Los Angeles (AL) when he had a no decision in the A's 3-2 win (6.0 ip, 4 h, 1 r, 1 er, 2 bb, 6 so)...was not eligible for the postseason.

## CAREER

**2018**—Went 5-4 with a 3.88 ERA in 13 games, including 11 starts, over four stints with Oakland... was 5-2 with a 3.35 ERA in eight starts during his first stint from May 27 to July 9 and 0-2 with a 5.40 ERA in five games over his final three stints...surrendered just five home runs in 65.0 innings after yielding 10 home runs in 32.0 innings in 2017...struck out 43 batters (5.95 per nine innings) after fanning 56 in 47.0 innings (10.72 per nine innings) over his first two seasons...allowed a .290 opponents batting average, including .276 against right-handed hitters compared to .305 against left-handers...yielded 20 of his 28 extra base hits to lefties and had a .378 slugging percentage against righties compared to .523 against lefties...allowed 14 of his 34 runs in the first inning for an 8.18 ERA...had a 3.00 ERA from the second inning on...was 2-3 with a 4.35 ERA in six games in Oakland, 3-1 with a 3.44 ERA in seven games on the road...the opponents clean-up hitter went 3-for-27 (.111) against him...was 2-1 with a 2.65 ERA in three interleague starts compared to 3-3 with a 4.31 ERA in 10 games against the American League...batted for the first time as a professional and went 0-for-5 with five strikeouts...the A's were 7-4 (.636) in his 11 starting assignments...was recalled from Triple-A Nashville May 27 and won each of his first three starts, posting a 1.25 ERA and .208 opponents batting average...struck out seven batters in 6.0 innings in his first start on May 27 against Arizona and was the winning pitcher in the A's 2-1 victory...no-hit the Diamondbacks over the first five innings...combined with Pagán on an eight-hit shutout in the A's 16-0 win at Kansas City June 1...tossed eight innings and allowed seven of the hits...had his scoreless streak snapped at a career-high 15.0 innings June 8 against Kansas City...allowed a career-high seven runs on a career-high 11 hits in a 7-3 loss to Houston on June 14...tossed 3.0 innings June 26 at Detroit, matching his shortest outing as a starter...yielded an Oakland record seven doubles July 1 against Cleveland...combined with Trivino and Treinen on a five-hit shutout in the A's 2-0 win at Houston on July 9...tossed 6.0 innings and yielded three of the hits but was optioned to Nashville the next day...was recalled July 24 and went 0-1 with a 5.79 ERA in two starts before he was optioned back to the Sounds July 30...his third stint lasted one day on Aug. 30 when he allowed a career-high tying seven runs in 6.0 innings in a 7-1 loss to Seattle Aug. 30...returned to Oakland Sept. 11 and made two appearances following his return,



both in relief (1.1 ip, 1 h)...did not pitch after Sept. 19...was 4-5 with a 4.65 ERA in 15 games, all starts, with Triple-A Nashville...had a .255 opponents batting average, including .189 against left-handed hitters compared to .290 against right-handers...surrendered seven home runs, six to righties...had a .519 OPS against lefties, .816 against righties...opponents hit .314 with runners in scoring position but that dropped to .222 with RISP and two outs...allowed a .229 average and five walks (.280 on-base percentage) to batters lead off an inning...was 4-1 with a 3.12 ERA in six starts at home, 0-4 with a 6.99 ERA in six starts on the road...was credited with his first win of the season May 4 against Memphis when he allowed one run in 6.0 innings of work...struck out a season-high 10 batters in 6.0 innings May 9 against Colorado Springs...tossed a complete game at Memphis on May 14 but was the losing pitcher in a 2-1 loss...allowed two runs on six hits in a season-high eight innings...was 1-5 with a 4.39 ERA and .269 opponents batting average in nine starts when he was promoted to Oakland May 27...was optioned back to Nashville July 10 and tossed 5.0 scoreless innings for his second win July 17 at Omaha...that was his only outing before returning to Oakland July 24 but he was optioned back to the Sounds July 30...tossed 6.0 scoreless innings Aug. 3 against Fresno for the win...went 2-0 despite a 5.96 ERA in five starts in August.

**2017**—Was on the A's Opening Day roster and compiled a 7.03 ERA and .302 opponents batting average in 23 games over two stints with Oakland...also went 0-2 with a 5.22 ERA in nine games, eight starts, with Triple-A Nashville before an oblique injury ended his season in mid-August...issued 20 walks in 32.0 innings (5.63 per nine innings) with the A's for a .408 opponents on-base percentage...had a .566 opponents slugging percentage and .974 OPS...the OPS was the highest in Oakland history by a reliever, the slugging percentage was second highest and the on-base percentage was third highest...had the highest OPS and on-base percentage among Major League relievers in 2017...had the second-highest opponents slugging percentage among AL relievers and the sixth-highest opponents batting average...struck out 36 for an average of 10.13 strikeouts per nine innings...allowed 10 home runs, an average of 2.81 home runs per nine innings...that was the second-highest mark in Oakland history among pitchers with 30 or more innings pitched (Curt Young, 2.93 in 1985)...had the third-highest average number of pitches per inning among AL relievers (19.4) and the sixth-highest average number of pitches per game (27.0)...his opponents batting average included a .257 mark against right-handed hitters compared to .364 against left-handers...yielded seven of his 10 home runs and issued 12 of his 20 walks to lefties...had a .751 OPS against righties, 1.267 against lefties...allowed 4-of-11 (36.4%) inherited runners to score...first batters faced hit .263 with a .391 on-base percentage...posted a 4.29 ERA in 14 night games compared to 12.27 in nine day games...allowed 19 of his 25 runs in the eighth inning or later for a 15.55 ERA...compiled a 2.57 ERA in the seventh inning or earlier...did not pitch with no days rest...18 of his 23 outings were at least one inning, including seven outings of two innings or more...tossed 2.2 scoreless innings in his A's debut April 5 against Los Angeles (AL)...tossed a scoreless ninth inning May 6 against Detroit and was credited with his first big league win when Adam Rosales had a walk-off RBI single in the bottom of the ninth for a 6-5 A's win...that began a 10.2-inning scoreless streak that ran through May 30...tossed 3.0 scoreless innings and struck out five May 20 against Boston...the innings pitched and strikeouts matched his most as a reliever...was optioned to Nashville June 11...was recalled July 21 and allowed at least one run in each of his two appearances before he was sent back to Nashville July 30...struck out 37 batters in 29.1 innings with Nashville, an average of 11.35 per nine innings...walked just seven for a strikeout-to-walk ratio of 5.29...allowed a .223 opponents batting average, including .188 against right-handed hitters...his first outing with the Sounds came in relief June 13 against Iowa (1.1 ip, 3 so)...then started in each of his final eight appearances...never tossed more than four innings...was placed on the disabled list Aug. 11 with a strained right oblique and missed the remainder of the season.

**2016**—Was one of three players acquired by the A's from Los Angeles in the trading deadline deal that sent Rich Hill and Josh Reddick to the Dodgers, but missed nearly the entire season due to rib cage injuries...began the year on the Dodgers 60-day disabled list with a fractured right rib cage, an injury suffered during the offseason...was sent to Double-A Tulsa on a rehab assignment May 22 and logged a 1.93 ERA in three games, including one start...was transferred to Triple-A Oklahoma City May 30 and made three additional rehab appearances before he was reinstated from the DL and optioned to Oklahoma City June 12...made one more appearance before going

on the Triple-A DL June 19 with an inflamed right rib cage...missed the remainder of the season...was 0-0 with a 2.25 ERA and .241 opponents batting average in seven games (four starts)...struck out 22 batters in 16.0 innings (12.38 per nine innings) and walked just three (1.69 per nine innings)...surrendered just one home run...was traded to the A's Aug. 1 with Jharel Cotton and Grant Holmes and was placed on the Nashville DL...pitched for Mesa in the Arizona Fall League following the season and went 1-0 with a 0.53 ERA and .132 opponents batting average in six relief appearances...did not allow a run in his first five games and started the campaign with a 15.1-inning scoreless streak before allowing two runs in his final 1.2 innings...was rated as the A's No. 5 prospect by *Baseball America* following the season.

**2015**—Made his Major League debut with Chicago (AL), going 0-2 with a 4.80 ERA and .246 opponents batting average in seven games (two starts)...struck out 20 batters in 15.0 innings (12.00 per nine innings) but issued nine walks (5.40 per nine innings)...went 0-2 with a 9.00 ERA and 10 strikeouts as a starter...owned a 1.13 ERA with 10 strikeouts over five appearances as a reliever...was initially recalled from Birmingham July 17 as the 26th player for a doubleheader against Kansas City, but did not pitch...was recalled Sept. 1 for the remainder of the season and made his ML debut Sept. 2 at Minnesota, working 1.0 scoreless inning...recorded his first career strikeout (Miguel Sanó in the eighth inning)...made his first career start Sept. 23 at Detroit and suffered the loss after allowing six runs on six hits over 3.0 innings...spent most of the season with Double-A Birmingham where he was 5-5 with a 2.97 ERA in 23 starts...ranked fourth in the Southern League in ERA, opponents batting average (.219) and strikeouts per nine innings (8.68)...yielded just three home runs in 112.0 innings...held the opposition to a .219 batting average, including .189 against left-handed hitters...was unbeaten over a 12-start span from May 19-July 26, going 3-0 with a 1.97 ERA...threw a 7.0-inning no-hitter on June 9 at Tennessee, walking three and striking out three in a 2-0 win...named a SL Midseason All-Star and pitched for the North All-Stars in the game at Montgomery on June 23 (0.1 ip, 1 h)...also represented the World Team in the All-Star Futures Game in Cincinnati on July 12 (0.2 ip, 4 h, 3 r, 3 er, 1 so)...was named Southern League Pitcher of the Week for July 13-19 after tossing 5.0 scoreless innings for the win July 19 against Pensacola (2 h, 1 bb, 8 so)...entered the season rated by *Baseball America* as the No. 5 prospect.

**2014**—Went 5-0 with a 1.44 ERA, one complete game and 80 strikeouts in 15 starts between the Arizona League White Sox, Single-A Winston-Salem and Double-A Birmingham...surrendered just three home runs in 81.0 innings...limited opponents to a .184 average, including a .147 mark vs. right-handers...began the season on the disabled list with a left knee injury...was reinstated May 5 and assigned to Winston-Salem where he went 4-0 with a 1.60 ERA in 10 starts...struck out a season-high 11 on May 22 at Salem...tossed a seven-inning complete game seven-hitter in a 6-2 win at Frederick on June 26...was placed on the DL a second time on June 29 to repair a medial meniscus tear in his right knee...made four starts with the AZL White Sox on a rehab assignment from Aug. 8 to 29...was reinstated from the DL Aug. 30 and transferred to Birmingham where he made one start...went 1-0 with a 3.52 ERA over six starts with Glendale in the Arizona Fall League...selected to the league's Rising Stars Game.

**2013**—Went a combined 5-11 with a 5.43 ERA, .263 opponents batting average and 127 strikeouts over 24 appearances (23 starts) between Single-A Greenville in the Boston organization and Single-A Kannapolis (White Sox)...averaged 10.3 strikeouts per 9.0 innings...was traded to the Chicago White Sox organization as part of a three-team trade that also involved Detroit on July 30...made two relief appearances with Escobido in the Dominican Winter League following the season and did not allow a run in 0.2 innings (1 bb).

**2012**—Combined to go 1-5 with a 3.65 ERA and 45 strikeouts over 13 appearances (10 starts) between the Gulf Coast League Red Sox and Single-A Lowell in his first season in the United States...earned his first professional win in relief on July 31 against the Orioles (4.0 ip, 1 r, 1 er, 1 bb, 3 so)...was promoted to Lowell on Aug. 30.

**2011**—Made just five starts with the Dominican Summer League Red Sox and was 0-1 with a 4.26 ERA...held opponents to a .159 batting average, including .154 against left-handed hitters...had 12 walks and 12 strikeouts in 12.2 innings.

**2010**—Made his professional debut with the Red Sox affiliate in the Dominican Summer League and was 0-3 with a 9.55 ERA and .322 opponents batting average in 12 games (four starts)... struck out 18 and walked 18 in 21.2 innings.

## PERSONAL/MISCELLANEOUS

Francielis Montas...is married, Nicholette...attended Colegio Creciendo in San Cristobal, Dominican Republic.

| LIFETIME PITCHING RECORD   |               |           |          |             |           |           |          |          |          |              |            |            |           |           |          |           |          |            |           |          |  |  |
|----------------------------|---------------|-----------|----------|-------------|-----------|-----------|----------|----------|----------|--------------|------------|------------|-----------|-----------|----------|-----------|----------|------------|-----------|----------|--|--|
| Year                       | Club          | W         | L        | ERA         | G         | GS        | CG       | SHO      | SV       | IP           | H          | R          | ER        | HR        | HB       | BB        | IBB      | SO         | WP        | BK       |  |  |
| 2010                       | DSL Red Sox   | 0         | 3        | 9.55        | 12        | 4         | 0        | 0        | 0        | 21.2         | 28         | 30         | 23        | 2         | 8        | 18        | 0        | 18         | 4         | 0        |  |  |
| 2011                       | DSL Red Sox   | 0         | 1        | 4.26        | 5         | 5         | 0        | 0        | 0        | 12.2         | 7          | 7          | 6         | 0         | 1        | 12        | 0        | 12         | 2         | 0        |  |  |
| 2012                       | GCL Red Sox   | 1         | 5        | 3.98        | 12        | 9         | 0        | 0        | 0        | 40.2         | 34         | 22         | 18        | 0         | 3        | 12        | 0        | 41         | 4         | 0        |  |  |
|                            | Lowell        | 0         | 0        | 0.00        | 1         | 1         | 0        | 0        | 0        | 3.2          | 5          | 1          | 0         | 0         | 0        | 1         | 0        | 4          | 0         | 0        |  |  |
| 2013                       | Greenville    | 2         | 9        | 5.70        | 19        | 18        | 1        | 0        | 0        | 85.1         | 94         | 62         | 54        | 10        | 3        | 32        | 0        | 96         | 9         | 1        |  |  |
|                            | Kannapolis    | 3         | 2        | 4.56        | 5         | 5         | 0        | 0        | 0        | 25.2         | 20         | 13         | 13        | 1         | 0        | 18        | 0        | 31         | 8         | 0        |  |  |
| 2014                       | Winston-Salem | 4         | 0        | 1.60        | 10        | 10        | 1        | 0        | 0        | 62.0         | 45         | 16         | 11        | 2         | 2        | 14        | 0        | 56         | 3         | 2        |  |  |
|                            | AZL White Sox | 1         | 0        | 1.29        | 4         | 4         | 0        | 0        | 0        | 14.0         | 6          | 3          | 2         | 1         | 0        | 7         | 0        | 23         | 0         | 0        |  |  |
|                            | Birmingham    | 0         | 0        | 0.00        | 1         | 1         | 0        | 0        | 0        | 5.0          | 1          | 1          | 0         | 0         | 0        | 1         | 0        | 1          | 0         | 0        |  |  |
| 2015                       | Birmingham    | 5         | 5        | 2.97        | 23        | 23        | 1        | 1        | 0        | 112.0        | 89         | 49         | 37        | 3         | 1        | 48        | 0        | 108        | 4         | 1        |  |  |
|                            | CHICAGO (AL)  | 0         | 2        | 4.80        | 7         | 2         | 0        | 0        | 0        | 15.0         | 14         | 8          | 8         | 1         | 0        | 9         | 1        | 20         | 0         | 0        |  |  |
| 2016                       | Tulsa         | 0         | 0        | 1.93        | 3         | 1         | 0        | 0        | 0        | 4.2          | 2          | 1          | 1         | 1         | 0        | 1         | 0        | 7          | 0         | 0        |  |  |
|                            | Oklahoma City | 0         | 0        | 2.38        | 4         | 3         | 0        | 0        | 0        | 11.1         | 12         | 3          | 3         | 0         | 0        | 2         | 0        | 15         | 0         | 0        |  |  |
| 2017                       | OAKLAND       | 1         | 1        | 7.03        | 23        | 0         | 0        | 0        | 0        | 32.0         | 39         | 25         | 25        | 10        | 3        | 20        | 0        | 36         | 1         | 0        |  |  |
|                            | Nashville     | 0         | 2        | 5.22        | 9         | 8         | 0        | 0        | 0        | 29.1         | 25         | 17         | 17        | 4         | 0        | 7         | 0        | 37         | 1         | 0        |  |  |
| 2018                       | Nashville     | 4         | 5        | 4.65        | 15        | 15        | 1        | 0        | 0        | 71.2         | 69         | 40         | 37        | 7         | 2        | 26        | 0        | 61         | 4         | 0        |  |  |
|                            | OAKLAND       | 5         | 4        | 3.88        | 13        | 11        | 0        | 0        | 0        | 95.0         | 74         | 34         | 28        | 5         | 2        | 21        | 0        | 43         | 5         | 0        |  |  |
| 2019                       | OAKLAND       | 9         | 2        | 2.63        | 16        | 16        | 0        | 0        | 0        | 66.0         | 84         | 35         | 28        | 8         | 4        | 23        | 1        | 103        | 5         | 0        |  |  |
| <b>Major League Totals</b> |               | <b>15</b> | <b>9</b> | <b>3.85</b> | <b>59</b> | <b>29</b> | <b>0</b> | <b>0</b> | <b>0</b> | <b>208.0</b> | <b>211</b> | <b>102</b> | <b>89</b> | <b>24</b> | <b>9</b> | <b>73</b> | <b>2</b> | <b>202</b> | <b>11</b> | <b>0</b> |  |  |

## CAREER TRANSACTIONS

**2009** — Signed by the Boston Red Sox as a non-drafted international free agent, December 14. **2013** — Traded to the Chicago White Sox as part of a three-team deal in which Chicago acquired outfielder Avisail Garcia from Detroit and pitcher J.B. Wendelken and infielder Cleuluis Rondon from Boston; Boston acquired pitcher Jake Peavy from Chicago and Brayan Villarreal from Detroit and Detroit acquired infielder Jose Iglesias from Boston, July 30. **2015** — Traded to the Los Angeles Dodgers with infielder Micah Johnson and outfielder Trayce Thompson in a three-team trade in which the Dodgers sent infielders Brandon Dixon and Jose Peraza at outfielder Scot Schebler to Cincinnati and the Reds sent infielder Todd Frazier to Chicago, December 6. **2016** — On the disabled list, February 20 to June 11; included rehabilitation assignment to Tulsa, May 22 to 29, and Oklahoma City, May 30 to June 11. Traded to the Oakland Athletics with minor league pitchers Jharel Cotton and Grant Holmes for pitcher Rich Hill and outfielder Josh Reddick, August 1. **2019** — On the restricted list, June 21 to September 24.

## MONTAS' CAREER BESTS

**Low Hit Complete Game:** None

**Innings Pitched:** 8.2, May 17, 2019 at Detroit. As reliever: 3.0 (twice), last: May 20, 2017 vs. Boston

**Strikeouts:** 10 (twice), June 9, 2019 at Texas; May 17, 2019 at Detroit. As reliever: 5 (twice), last: May 20, 2017 vs. Boston

**Pitches:** 105, June 20, 2018 at San Diego. As reliever: 65, September 13, 2015 vs. Minnesota

**Longest Winning Streak:** 5, May 17, 2019 to present

**Longest Losing Streak:** 2 (twice), last: July 29 to August 30, 2018

**Longest Scoreless Streak:** 15.0, June 1 to 8, 2018

**CATCHER****Height/Weight:** 6-3 / 228**Bats/Throws:** Right / Right**Birthdate:** October 4, 1994**Opening Day Age:** 25**Birthplace/Resides:** Peekskill, New York / Dayton, Ohio**Major League Service:** 29 days**Obtained:** Selected in the 3rd round of the 2016 First-Year Player Draft**Contract Status:** First year of a one-year contract through 2020**CAREER HIGHLIGHTS**

Made his Major League debut with the A's in 2019 and hit .245 with four home runs and eight RBI in 20 games after batting .267 with 34 home runs and 129 RBI in 235 games in four seasons in the minors...has appeared exclusively at catcher on defense and has tossed out 55-of-168 (32.7%) attempted base stealers as a minor leaguer...was named to the 2018 All-Star Futures Game but did not play due to injury...was named to the Texas League Midseason All-Star Team in 2018 and the California League Midseason All-Star team in 2017...played for Mesa in the Arizona Fall League in 2017...was ranked as the A's seventh-best prospect by *Baseball America* following the 2017 season and third-best following 2018 and 2019.

**2019 HIGHLIGHTS**

Played in just 41 minor league games due to two stints on the injured list with a strained left knee...was selected by Oakland on Sept. 1 when rosters expanded and hit .245 with four home runs and eight RBI in 20 games...added five doubles for a .556 slugging percentage and nine of his 13 hits (69.2%) were for extra bases...started 13 of the A's 26 games at catcher following his promotion...committed one error in 18 games overall behind the plate for a .994 fielding percentage...tossed out 2-of-6 (33.3%) attempted base stealers...had a 2.76 catchers ERA...hit .400 with all four of his home runs and all eight of his RBI over his first 10 games...went 1-for-23 over his final 10 contests...batted .278 (5-for-18) against left-handed pitchers compared to .229 (8-for-35) against right-handers...connected for all four of his home runs off righties for a .657 slugging percentage (.389 vs. lefties)...hit .313 with three of his four home runs on the road, .143 in Oakland...had a .188 average with runners in scoring position and was 0-for-9 with RISP and two outs...hit .295 against a pitcher the first time he saw him in a game and was 0-for-9 after that...was 0-for-1 with two walks in three pinch hitting appearances...started seven games batting eighth, four in the nine spot and two hitting seventh...was selected from Triple-A Las Vegas Sept. 1...made his Major League debut Sept. 4 against Los Angeles (AL) in a start at catcher and went 1-for-3 in the A's 4-0 win...hit a solo home run off Jake Jewell in the fifth inning for his first hit and RBI...became the first Athletic to catch a shutout in his ML debut since Jack Lapp in the second game of a Sept. 11, 1908 doubleheader against Washington...is just the fourth ML catcher since 1908 to catch a shutout and homer in his debut (last: Aramis García, SF vs. NYM on Aug. 31, 2018)...became the sixth player in Oakland history to homer in his debut, the first since Franklin Barreto on June 24, 2017 vs. Chicago (AL)...his next appearance came on Sept. 6 in the resumption of the May 19 suspended game at Detroit...although he appears in a game on May 19, his Sept. 4 game remains his ML debut...had 19 total chances Sept. 7 vs. Detroit, which are the most by an A's catcher in a nine-inning game since at least 1913...his 18 putouts in that game tied the most for a nine-inning game (Bill Bathe, April 19, 1986 at Seattle)...went 11-for-25 (.440) with 10 runs, five doubles, three home runs and seven RBI during a career-best seven-game hitting streak from Sept. 7 to 16...had his first career multi-homer game Sept. 10 at Houston, going 3-for-5 with two home runs and four RBI...it came in his sixth career game, matching Mitchell Page for the earliest two-homer game in a career in Oakland history...homered against the next day against the Astros to become the first player in Athletics history with four home runs over the first seven games of his career...tied an Oakland record with three doubles Sept. 13 at Texas (31st time, last: Matt Chapman vs. Seattle, Aug. 13, 2018) and also scored a career-high four runs...that gave him 10 runs over his first eight games, which are the most by an Athletic in his first eight career games since at least 1908...had an extra base hit in five consecutive games from Sept. 10 to 16, giving

him nine extra base hits (five doubles, four home runs) in his first 10 career games, which is the most by an Athletic over his first 10 games since at least 1908...had a career-high 0-for-19 streak from Sept. 16 to 26...started at catcher in the Wild Card Game against Tampa Bay on Oct. 2 and grounded into a double play in his only at bat...was pinch hit for in the fourth inning...following the season, underwent surgery of his left knee on Oct. 10...the surgery was performed by Dr. Thomas Carter at the Gateway Surgical Center in Phoenix, Ariz., and involved a lateral meniscal debridement procedure on Murphy's left knee...was rated as the A's number three prospect by *Baseball America* following the season.

**MINORS:** Combined for a .293 batting average with 11 home runs and 31 RBI in 41 games with Triple-A Las Vegas and both of the A's affiliates in the Arizona Rookie League...added 22 walks for a .384 on-base percentage and slugged .580...hit .324 (36-for-111) with 10 of his 11 home runs and 26 of his 31 RBI against right-handed pitchers compared to .205 (8-for-39) against left-handers...had a .359 batting average with runners in scoring position with Las Vegas but went 0-for-12 with the A's two AZL teams...batted .388 with six home of his 11 home runs and 17 of his 31 RBI in the seventh inning or later...hit .342 in his home ballparks, .247 on the road...tossed 6-of-30 (20.0%) attempted base stealers...appeared in 35 games at catcher and went 4-for-26 (.154) in seven games as the designated hitter...saw his most action batting fifth (14) and fourth (12)...went 11-for-22 (.500) with nine home runs and 20 RBI in six games batting seventh...reached base safely in each of his first 15 games through April 24 and batted .397 with a .478 on-base percentage...had a career-high tying four hits April 11 against Sacramento when he went 4-for-5 with a double, triple and four RBI...committed his first error of the season April 16 at Sacramento, snapping a 61-game errorless streak behind the plate dating back to 2018...was batting .324 with a home run and nine RBI in 19 games when he was placed on the seven-day injured list April 30 with a strained left knee...began a rehab assignment with the A's Gold club in the Arizona Rookie League July 13 and also played one game for the A's Green club on July 23...was 8-for-20 (.200) with a home run, seven walks (.407 on-base percentage) and eight runs scored when he was reinstated from the IL July 25...went 8-for-15 (.533) with seven runs, a double, six home runs and 13 RBI in four games before returning to the IL Aug. 1...homered in each of the four games, including the first three-homer game of his career July 26 at El Paso when he drove in a career-high six runs...went 3-for-10 (.300) on a three-game rehab assignment with the AZL A's-Gold from Aug. 15 to 19 and was reinstated from the IL Aug. 21...had his second multi-homer game of the season that day against Reno when he went 2-for-4 with two home runs and a career-high tying six RBI...then went 3-for-27 (.111) with a home run and two RBI over his final seven games.

## CAREER

**2018**—Spent most of the season at Double-A Midland where he hit .288 with eight home runs and 43 RBI in 68 games...missed seven weeks of the season with a sprained right finger and also had three games at Triple-A Nashville and two on a rehab assignment with the A's affiliate in the Arizona Rookie League...combined to hit .285 in 73 games overall...also had career highs in runs (54), doubles (27), extra base hits (37) and stolen bases (3)...ranked fourth in the A's farm system in slugging (.489) and tied for 10th in doubles...was named an A's Organization All-Star by MiLB.com and a Texas League Midseason All-Star...was also named to the United States Team for the All-Star Future Game but did not play due to his injury...batted .340 against left-handed pitchers compared to .256 against right-handers...connected for six of his eight home runs on the road...batted .413 during the day, .259 at night...had a .370 batting average in the ninth inning...appeared exclusively at catcher on defense where he tossed out 23-of-67 (34.3%) attempted base stealers...committed three errors for a .995 fielding percentage...also went 1-for-7 (.143) in two games as the designated hitter and was 0-for-1 as a pinch hitter...hit in every spot in the order from second through seventh and saw his most playing time with 56 games batting clean-up...had season highs in hits, doubles and RBI when he went 4-for-5 with three doubles and three RBI April 19 against San Antonio...that gave him a .409 batting average, three home runs and nine RBI over his first 11 games...made his third and final error of the season April 28 at San Antonio...finished the season with a 53-game errorless streak at catcher...batted .345 in 21 games in April, which ranked eighth in the TL...tied for the lead with 12 doubles, ranked second with 19 runs and tied for second with 15 extra base hits...had a season-best seven-game hitting streak from May 12 to 23...went 10-for-28 (.357) with six doubles during the streak...had back-to-back three-hit and three-RBI games on June 7 at San Antonio and June 9 at Frisco to lift his average to .324...hit

four of his eight home runs over a 13-game stretch from June 9 to 24...played for the South All-Stars in the Texas League All-Star Game on June 26 at Midland and went 0-for-2 as a defensive replacement at catcher...was placed on the disabled list July 7 with a sprained right finger...began a rehab assignment with the A's affiliate in the Arizona Rookie League on Aug. 23 and went 1-for-5 with a double in two games before he was reinstated Aug. 26...returned to Midland and played in three games before he was moved up to Nashville Aug. 31...finished the season by going 2-for-8 (.250) with three walks in three games for the Sounds...played for Toros del Este in the Dominican Winter League following the season and hit .185 with two home runs and 13 RBI in 23 games...was rated as the A's third-best prospect by *Baseball America* entering the 2019 season.

**2017**—Began his first full professional season at Single-A Stockton and was batting .297 with nine home runs and 26 RBI in 45 games when he was promoted to Double-A Midland June 28...hit .209 with four home runs and 22 RBI in 53 games with the RockHounds...batted a combined .250 with 13 home runs and 48 RBI in 98 games...batted .267 against left-handed pitching compared to .244 with 11 of his 13 home runs against right-handers...was named to the California League Midseason All-Star team...appeared in 91 games at catcher and tossed out 15-of-46 (32.6%) attempted base stealers...made five errors for a .994 fielding percentage...had his first two-homer game of the season April 10 against Modesto...was batting .208 with three home runs and six RBI in 15 games when he was placed on the disabled list April 23 with a sprained left wrist...was reinstated May 17 and hit safely in each of his first 10 games following his return (16-for-41, .390)...connected for his second two-homer game of the season June 4 against Lake Elsinore...had a season-best 12-game hitting streak from June 14-July 1, which also included his first three games with Midland...went 20-for-48 (.417) during the streak...played for the North in the Cal League All-Star Game on June 20 at Visalia and went 0-for-1...was promoted to Midland June 28...had three hits in each of his first two games with the RockHounds on June 29 and 30 against Springfield...homered in back-to-back games July 26 against Frisco and July 27 at Corpus Christi...his other two home runs with Midland also came in back-to-back games Sept. 2 and 3 at Frisco...went 7-for-35 (.200) with two home runs and two RBI in 10 postseason games as Midland won its fourth straight Texas League Championship...played for the Mesa Solar Sox in the Arizona Fall League following the season and hit .309 with four doubles and nine RBI in 18 games...added 10 walks for a .413 on-base percentage, which ranked seventh in the AFL...struck out just seven times and his ratio of 11.43 plate appearances per strikeout was third best...was named the A's number seven prospect by *Baseball America* following the season.

**2016**—Batted .228 with two home runs and seven RBI in 23 games with the A's affiliate in the Arizona Rookie League and Short Season Single-A Vermont...batted .261 against left-handed pitching compared to .214 against right-handers...made 21 of his 23 appearances at catcher and tossed out 11-of-25 (44.0%) attempted base stealers...made his professional debut June 20 against the Angels for the A's Arizona Rookie League team and went 0-for-3...it was his only game in the AZL as he was transferred to Vermont June 22...collected his first professional hit June 25 against Staten Island with a second inning single...walked with the bases loaded in the fourth inning that day for his first RBI...went 4-for-4 with his first professional home run June 30 against Aberdeen...was out from July 19 to Aug. 31 with cellulitis in his left shin...the injury occurred after fouling a ball off his shin July 6.

## PERSONAL/MISCELLANEOUS

Sean Michael Murphy was originally signed by A's scout Rick Sparks...graduated from Centerville High School in Dayton, Ohio...attended Wright State University...was an All-League selection in 2015...earned Horizon League Freshman of the Year honors and was a Louisville Slugger Freshman All-American in 2014.

| LIFETIME PLAYING RECORD    |               |             |            |            |            |            |           |          |           |            |          |          |           |           |            |          |          |             |             |           |  |
|----------------------------|---------------|-------------|------------|------------|------------|------------|-----------|----------|-----------|------------|----------|----------|-----------|-----------|------------|----------|----------|-------------|-------------|-----------|--|
| Year                       | Club          | AVG.        | G          | AB         | R          | H          | 2B        | 3B       | HR        | RBI        | SH       | SF       | HP        | BB        | SO         | SB       | CS       | SLG         | OBP         | E         |  |
| 2016                       | AZL Athletics | .000        | 1          | 3          | 1          | 0          | 0         | 0        | 0         | 0          | 0        | 0        | 0         | 0         | 0          | 0        | 0        | .000        | .000        | 0         |  |
|                            | Vermont       | .237        | 22         | 76         | 10         | 18         | 1         | 0        | 2         | 7          | 0        | 0        | 0         | 9         | 12         | 1        | 0        | .329        | .318        | 3         |  |
| 2017                       | Stockton      | .297        | 45         | 165        | 22         | 49         | 11        | 0        | 9         | 26         | 0        | 1        | 1         | 11        | 33         | 0        | 0        | .527        | .343        | 3         |  |
|                            | Midland       | .209        | 53         | 191        | 25         | 40         | 7         | 0        | 4         | 22         | 2        | 2        | 1         | 21        | 34         | 0        | 0        | .309        | .288        | 2         |  |
| 2018                       | Midland       | .288        | 68         | 257        | 51         | 74         | 26        | 2        | 8         | 43         | 1        | 2        | 6         | 23        | 47         | 3        | 0        | .498        | .358        | 3         |  |
|                            | AZL Athletics | .200        | 2          | 5          | 1          | 1          | 1         | 0        | 0         | 0          | 0        | 0        | 0         | 1         | 0          | 0        | 0        | .400        | .200        | 0         |  |
|                            | Nashville     | .250        | 3          | 8          | 2          | 2          | 0         | 0        | 0         | 0          | 0        | 0        | 1         | 3         | 2          | 0        | 0        | .250        | .500        | 0         |  |
| 2019                       | AZL A's Gold  | .214        | 9          | 28         | 8          | 6          | 2         | 0        | 1         | 1          | 0        | 0        | 0         | 4         | 4          | 0        | 0        | .393        | .313        | 1         |  |
|                            | Las Vegas     | .308        | 31         | 120        | 25         | 37         | 6         | 1        | 10        | 30         | 0        | 3        | 2         | 15        | 31         | 0        | 1        | .625        | .386        | 3         |  |
|                            | AZL A's Green | .500        | 1          | 2          | 1          | 1          | 0         | 0        | 0         | 0          | 0        | 0        | 0         | 3         | 1          | 0        | 0        | .500        | .800        | 0         |  |
|                            | OAKLAND       | .245        | 20         | 53         | 14         | 13         | 5         | 0        | 4         | 8          | 0        | 0        | 1         | 6         | 16         | 0        | 0        | .566        | .333        | 1         |  |
| <b>Major League Totals</b> |               | <b>.245</b> | <b>20</b>  | <b>53</b>  | <b>14</b>  | <b>13</b>  | <b>5</b>  | <b>0</b> | <b>4</b>  | <b>8</b>   | <b>0</b> | <b>0</b> | <b>1</b>  | <b>6</b>  | <b>16</b>  | <b>0</b> | <b>0</b> | <b>.566</b> | <b>.333</b> | <b>1</b>  |  |
| <b>Minor League Totals</b> |               | <b>.267</b> | <b>235</b> | <b>855</b> | <b>146</b> | <b>228</b> | <b>54</b> | <b>3</b> | <b>34</b> | <b>129</b> | <b>3</b> | <b>8</b> | <b>11</b> | <b>89</b> | <b>165</b> | <b>4</b> | <b>1</b> | <b>.456</b> | <b>.341</b> | <b>15</b> |  |

**CAREER TRANSACTIONS**

**2016** — Selected by the Oakland Athletics organization in the third round of the First-Year Player Draft.

**WILD CARD RECORD**

| Year | Club/Opp.  | AVG. | G | AB | R | H | 2B | 3B | HR | RBI | SH | SF | HP | BB | SO | SB | CS | SLG  | OBP  | E |
|------|------------|------|---|----|---|---|----|----|----|-----|----|----|----|----|----|----|----|------|------|---|
| 2019 | OAK vs. TB | .000 | 1 | 1  | 0 | 0 | 0  | 0  | 0  | 0   | 0  | 0  | 0  | 0  | 0  | 0  | 0  | .000 | .000 | 0 |

**MURPHY'S CAREER BESTS**

- Hits: 3 (twice), last: September 13, 2019 at Texas
- Home Runs: 2, September 10, 2019 at Houston
- Runs Batted In: 4, September 10, 2019 at Houston
- Stolen Bases: None
- Hitting Streak: 6, September 7 to 16, 2019
- Hitless Streak (At Bats): 19, September 16 to 26, 2019
- Game Ending RBI: None
- Grand Slams: None
- Pinch-Hit Home Runs: None
- Inside-The-Park Home Runs: None
- Lead Off Home Runs: None





**INFIELDER**

**Height/Weight:** 6-0 / 232      **Bats/Throws:** Right / Right  
**Birthdate:** December 10, 1994      **Opening Day Age:** 25  
**Birthplace/Resides:** Fort Worth, Texas / Fort Worth, Texas  
**Major League Service:** 32 days  
**Obtained:** Acquired from the Washington Nationals with Blake Treinen and minor leaguer Jesús Luzardo for Sean Doolittle and Ryan Madson, July 16, 2017  
**Contract Status:** First year of a one-year contract through 2020

**CAREER HIGHLIGHTS**

Was selected by Washington in the second round of the 2016 draft and spent a little over a year in the Nationals system before he was one of three players sent to Oakland in the Sean Doolittle/Ryan Madson trade on July 16, 2017...made his Major League debut with the A's in 2019 and hit .250 with seven RBI in 25 games...is a .294 (460-for-1565) hitter with 49 home runs and 247 RBI in 414 games in four seasons in the minors...played for Mesa in the Arizona Fall League in 2017 and was named to the AFL All-Prospepects team and the AFL Rising Stars Game...was rated as the A's 10th-best prospect by *Baseball America* following the 2018 season and the seventh-best following 2019.

**2019 HIGHLIGHTS**

Began the season at Triple-A Las Vegas and was batting .317 with 27 home runs and 102 RBI in 126 games when he was selected by Oakland on Aug. 29...hit .250 with no home runs and seven RBI in 25 games with the A's in his Major League debut...batted .120 with two RBI over his first 11 games, .355 with five RBI over his final 14 contests...hit .304 (7-for-23) against right-handed pitchers compared to .212 (7-for-33) against left-handers...batted .200 with the bases empty, .333 with runners on...had a .333 average in 17 night games, .100 in eight day games...started 13 games at second base and two at third base...did not commit an error in 20 games as a second baseman but had one in five games at third (.938 fielding percentage)...was 0-for-3 with a walk as a pinch hitter...made nine starts batting eighth, six in the nine spot and one hitting seventh...made his big league debut Aug. 30 at New York (AL) with a start at designated hitter...drew a walk in his first plate appearance and went 0-for-3...started his career 0-for-9 before delivering a two-run double off Ryan Dull in the seventh inning on Sept. 1 at New York (AL) for his first ML hit and RBI...entered the game at second base in the resumption of the suspended game on Sept. 8 against Detroit and went 0-for-1...although the stats show up for the original May 19 date, Aug. 30 remains his debut...then had a career-high four hits Sept. 20 at Texas and added a career-high three RBI...was on the roster for the Wild Card game but did not play...was rated as the A's number seven prospect by *Baseball America* following the season.

**LAS VEGAS:** Led the Pacific Coast League and tied for ninth in minor league baseball with 158 hits...also ranked fourth in the PCL in total bases (274), fifth in RBI (102) and runs (99), ninth in batting (.317) and tied for ninth in doubles (31)...had career highs in runs, hits, doubles, home runs (27), RBI, walks (56), extra base hits (60), on-base percentage (.389), slugging percentage (.550) and OPS (.939)...led the A's farm system in hits, ranked second in runs, RBI and total bases, third in doubles and home runs, fourth in extra base hits, batting (.317) and OPS, fifth in on-base percentage and slugging percentage and seventh in walks...was batting .252 with five home runs, 20 RBI and a .752 OPS over his first 40 games through May 21...then hit .353 with 21 home runs, 76 RBI and a 1.040 OPS over his final 80 contests...batted .391 (52-for-133) with nine home runs and a 1.148 OPS against left-handed pitchers compared to .290 (106-for-365) with 18 home runs and an .863 OPS against right-handers...his career minor league splits are .342 with a .994 OPS against lefties, .277 with a .749 OPS against righties...hit .247 with the bases empty, .386 with 14 of his 27 home runs with runners on base...had a .342 batting average with runners in scoring position and is a .318 career hitter with RISP...hit .327 at home and .326 at night...started 92 games at third base, 16 at second base, eight at shortstop, five at designated hitter and three in left field...committed 10 errors as a third baseman for a .965 fielding percentage...also had

three errors as a shortstop and one as a second baseman...was 1-for-2 (.500) with a home run and a RBI as a pinch hitter...hit in every spot in the order except first, eighth and ninth...saw his most action with 45 games batting fifth and 42 in the six spot...went 0-for-5 with a career-high tying four strikeouts April 7 at El Paso...stole two bases in a game for the first time in his career on April 16 at Sacramento...had a season-high three RBI in back-to-back games on April 24 and 25 against El Paso...was hitting .308 over his first 19 games through April 25...then went 14-for-73 (.192) over his next 21 contests through May 21...finished April with a .276 batting average, which was his lowest single-month mark of 2019...went 15-for-40 (.375) with 10 runs scored and 12 RBI during a 10-game hitting streak from May 22 to 31...walked three times June 7 against San Antonio, the first three-walk game of his career...went 23-for-33 (.697) with two four-hit games, four three-hit games and a two-hit game over an eight-game stretch from June 13 to 21...the four hit games on June 18 at Memphis and June 21 against Sacramento were the third and fourth of his minor league career...batted .384 with 26 runs scored, nine doubles, six home runs, 22 RBI and 16 walks in 25 games in June...had a .466 on-base percentage and .657 slugging percentage for a 1.120 OPS...then hit .345 with six home runs and 26 RBI in 26 games in July...had a season-high 14-game hitting streak from July 23 to Aug. 7 (25-for-57, .439)...that lifted his overall batting average to .330, which was his highest mark outside the first three games of the season...had his third hitting streak of 10 or more games when he went 15-for-41 (.366) with five home runs and 13 RBI over a 10-game stretch from Aug. 13 to 23...homered in three straight games from Aug. 20 to 22 and slugged eight home runs in 25 games in August.

## CAREER

**2018**—Made his Triple-A debut in 2018 and spent the entire season at Nashville...batted .263 with five home runs and 55 RBI in 135 games...had career highs in games, at bats (499) and strikeouts (172) and matched his best in triples (3)...had a career-low .304 on-base percentage...tied for the Pacific Coast League lead in games played, ranked second in strikeouts and fourth in at bats...was batting .224 with three home runs, 26 RBI and a .588 OPS in 84 games at the All-Star Break...then hit .321 with two home runs, 29 RBI and a .774 OPS in 49 games after the break...batted .311 against left-handed pitchers compared to .247 against right-handers...hit three of his five home runs against lefties...had a .861 OPS against lefties, .595 against righties...slugged four of his five home runs at home...four were solo shots...his average improved to .276 with runners in scoring position...batted .281 at night, .169 during the day...appeared in 130 games at third base and one each at second base and shortstop...made 24 errors as a third baseman for a .935 fielding percentage...also committed one error at shortstop...went 0-for-1 as a pinch hitter and was 4-for-15 (.267) in four games at designated hitter...hit in every spot in the order except second...batted sixth 56 times and hit .306 in 21 games batting seventh...had a streak of 28 consecutive games with at least one strikeout from April 26 to May 27 (48 strikeouts total)...was hitting .192 with no home runs and 17 RBI over his first 61 games through June 13...then batted .315 with five home runs and 38 RBI over his final 74 contests...had five straight multiple hit games from June 14 to 18 (10-for-23, .435)...snapped a season-opening 66-game, 241-at bat homerless streak June 21 against Round Rock...that started a nine-game hitting streak that ran through July 1 (12-for-34, .353)...hit .306 in 25 games in June and then batted .306 in 29 games in July...hit safely in 21 of 22 games from July 16 to Aug. 10...went 35-for-92 (.380) with 21 RBI over that stretch to lift his batting average from .229 to .263...had a season-high 15-game hitting streak from July 16 to 30 (22-for-58, .379)...drove in a season-high four runs July 22 against Oklahoma City...went 4-for-6 with three runs scored and a pair of doubles Aug. 9 at Colorado Springs...the hits were a season high and the runs and doubles matched his best...hit safely in 10 consecutive games from Aug. 14 to 24 (14-for-39, .359)...was rated as the A's 10th-best prospect by *Baseball America* following the season.

**2017**—Played for three different teams in two organizations and combined to hit .321 with 16 home runs and 79 RBI in 117 games...added 26 doubles and three triples for a .502 slugging percentage...his 40 walks fueled a .381 on-base percentage...was 14-for-19 (73.7%) in stolen base attempts...his batting average included a mark of .336 against left-handed pitchers compared to .316 against right-handers...hit seven of his 16 home runs off lefties for a .628 slugging percentage (slugged .459 against righties)...hit .365 with runners in scoring position and 11 of his 16 home runs came with runners on base...batted .327 when leading off an inning...hit .356 in the eighth inning and .387 in the ninth inning...appeared in 61 games at third base, 51 at shortstop

and one at first base...committed four errors as a third baseman (.977 fielding percentage) and 10 as a shortstop (.953 fielding percentage)...hit in every spot in the order from third through eighth and saw his most action with 65 games hitting cleanup...started the season at Single-A Hagerstown and batted .291 with nine home runs and 51 RBI in 77 games...was named to the South Atlantic League Midseason All-Star team...had a grand slam and a season-high five RBI in the second game of an April 8 doubleheader against Asheville...was on the disabled list from May 29 to June 5 with tendinitis in his left finger...had two triples June 19 against Lakewood...played for the North in the South Atlantic League All-Star Game June 20 at Columbia and struck out as a pinch hitter...remained in the game at third base...was tied for third in the SAL in RBI (51) at the time of his July 16 trade to the A's organization...was sent to Oakland with Blake Treinen and fellow minor leaguer Jesús Luzardo for Sean Doolittle and Ryan Madson...was assigned to Single-A Stockton following the trade and hit .386 with seven home runs and 22 RBI in 22 games with the Ports...had the best batting average in the California League during his stay at Stockton (July 18 to Aug. 13)...also had the best on-base percentage (.457) and slugging percentage (.675) and tied for the most home runs...had a season-best 11-game hitting streak from July 25 to Aug. 5 (19-for-42, .452)...had his first two-homer game of the season and his second five-RBI game July 28 at Modesto...hit .355 in July...connected for his second two-homer game of the season and drove in four runs Aug. 8 against San Jose...was promoted to Double-A Midland Aug. 14 and hit .373 in 18 games...the batting average was third best in the Texas League from Aug. 14 through the end of the season...batted .364 in 25 games in August and hit safely in all four of his games in September (9-for-18, .500)...then batted .342 (13-for-38) with three doubles, a triple, a home run, six RBI and five walks in 10 postseason games to help Midland to the Texas League Championship...hit .314 with five home runs and 23 RBI in 22 games for Mesa in the Arizona Fall League and was named to the AFL All-Prospect team...led the AFL in RBI, tied for the lead in doubles (7) and extra base hits (12), ranked second in runs scored (20) and total bases (49), third in slugging (.570), tied for third in home runs and sixth in batting...also played in the AFL Rising Stars Game.

**2016**—Made his professional debut with Auburn of the Short Season Single-A New York-Penn League and batted .230 with a home run and 11 RBI in 36 games...his batting average improved each month as he hit .182 in nine games in June, .241 in 17 games in July and .257 in 10 games in August...appeared in 26 games at third base and six at shortstop...committed six errors as a third baseman (.929 fielding percentage) and two as a shortstop (.923)...started at third base in his professional debut on June 21 against Mahoning Valley and went 1-for-3 with a walk, a triple and two RBI...hit his first home run Aug. 4 against State College...was rated as Washington's No. 17 prospect by *Baseball America* and number four by MLB.com following the season.

## PERSONAL/MISCELLANEOUS

Sheldon Lynn Neuse was originally signed by Nationals scout Ed Gustafson...attended the University of Oklahoma...was one of the top offensive players in the Big 12 during his three seasons, earning three consecutive unanimous First-Team All-Big 12 selections...was one of just 10 players in Big 12 history to be named First-Team All-Big 12 three times and just the second player to be unanimously selected three times...was named a Louisville Slugger second team All-American by Collegiate Baseball in 2016...won the Brooks Wallace Award, given to the top shortstop in college baseball...was the 2014 Big 12 Freshman of the Year...on the mound, he went 6-2 with seven saves and a 1.60 ERA in 29 career appearances out of the bullpen.

## LIFETIME PLAYING RECORD

| Year                | Club       | AVG. | G   | AB   | R   | H   | 2B | 3B | HR | RBI | SH | SF | HP | BB  | SO  | SB | CS | SLG  | OBP  | E  |
|---------------------|------------|------|-----|------|-----|-----|----|----|----|-----|----|----|----|-----|-----|----|----|------|------|----|
| 2016                | Auburn     | .230 | 36  | 126  | 16  | 29  | 5  | 3  | 1  | 11  | 0  | 1  | 1  | 13  | 26  | 2  | 2  | .341 | .305 | 8  |
| 2017                | Hagerstown | .291 | 77  | 292  | 40  | 85  | 19 | 3  | 9  | 51  | 0  | 2  | 2  | 25  | 66  | 12 | 5  | .469 | .349 | 9  |
|                     | Stockton   | .386 | 22  | 83   | 21  | 32  | 3  | 0  | 7  | 22  | 0  | 0  | 2  | 9   | 25  | 2  | 0  | .675 | .457 | 4  |
|                     | Midland    | .373 | 18  | 67   | 9   | 25  | 4  | 0  | 0  | 6   | 0  | 1  | 1  | 6   | 21  | 0  | 0  | .433 | .427 | 1  |
| 2018                | Nashville  | .263 | 135 | 499  | 48  | 131 | 26 | 3  | 5  | 55  | 1  | 5  | 0  | 32  | 172 | 4  | 1  | .357 | .304 | 25 |
| 2019                | Las Vegas  | .317 | 126 | 498  | 99  | 158 | 31 | 2  | 27 | 102 | 0  | 2  | 4  | 56  | 132 | 3  | 3  | .550 | .389 | 14 |
|                     | OAKLAND    | .250 | 25  | 56   | 3   | 14  | 3  | 0  | 0  | 7   | 0  | 1  | 0  | 4   | 19  | 0  | 0  | .304 | .295 | 1  |
| Major League Totals |            | .250 | 25  | 56   | 3   | 14  | 3  | 0  | 0  | 7   | 0  | 1  | 0  | 4   | 19  | 0  | 0  | .304 | .295 | 1  |
| Minor League Totals |            | .294 | 414 | 1565 | 233 | 460 | 88 | 11 | 49 | 247 | 1  | 11 | 10 | 141 | 442 | 23 | 11 | .458 | .354 | 61 |

## CAREER TRANSACTIONS

**2013** — Selected by the Texas Rangers organization in the 38th round of the First-Year Player Draft; did not sign. **2016** — Selected by the Washington Nationals organization in the 2nd round of the First-Year Player Draft. **2017** — Traded with pitcher Blake Treinen and minor league pitcher Jesús Luzardo for pitchers Sean Doolittle and Ryan Madson, July 16.

## WILD CARD RECORD

| Year | Club/Opp.  | AVG. | G | AB | R | H | 2B | 3B | HR | RBI | SH | SF | HP | BB | SO | SB | CS | SLG | OBP | E |                            |
|------|------------|------|---|----|---|---|----|----|----|-----|----|----|----|----|----|----|----|-----|-----|---|----------------------------|
| 2019 | OAK vs. TB |      |   |    |   |   |    |    |    |     |    |    |    |    |    |    |    |     |     |   | (On roster — did not play) |

## NEUSE'S CAREER BESTS

Hits: 4, September 13, 2019 at Texas

Home Runs: None

Runs Batted In: 3, September 13, 2019 at Texas

Stolen Bases: None

Hitting Streak: 3, September 1 to 5, 2019

Hitless Streak (At Bats): 9, August 30 to September 1, 2019

Game Ending RBI: None

Grand Slams: None

Pinch-Hit Home Runs: None

Inside-The-Park Home Runs: None

Lead Off Home Runs: None

**FIRST BASEMAN****Height/Weight:** 6-5 / 225**Bats/Throws:** Left / Right**Birthdate:** March 29, 1994**Opening Day Age:** 25**Birthplace/Resides:** Atlanta, Georgia / Atlanta, Georgia**Major League Service:** 2 years, 103 days**Obtained:** Selected as a compensation pick following the 1st round of the 2012 First-Year Player Draft**Contract Status:** First year of a one-year contract through 2020**CAREER HIGHLIGHTS**

Is a .254 career hitter with 89 home runs and 220 RBI in 359 games over four seasons in the majors...has improved his home run and RBI totals in each of his four seasons...his 89 home runs are second most in Athletics history by a player over his first 359 games (McGwire, 94) and 11th most in Major League history...is a two-time American League Gold Glove Award winner for first basemen (2018-19)...played in all 162 games in 2018...hit 24 home runs with Oakland and 23 with Nashville in 2017 and was named the A's Organization Hitter of the Year...named to the 2015 All-Star Futures Game...was a *Baseball America* Minor League All-Star in 2014 after leading the minors in walks (117) and ranking third in home runs (37)...played for Mesa in the Arizona Fall League in 2014...was rated as the A's No. 6 prospect by *Baseball America* prior to the 2016 season, No. 3 prior to 2015 and No. 10 prior to 2013.

**2019 HIGHLIGHTS**

Missed 34 games while on the injured list early in the season but still hit 36 home runs and drove in 91 runs while batting .267 in 127 games...had career highs in home runs, RBI and batting average and matched his high in extra base hits (62)...also won his second consecutive Rawlings Gold Glove for American League first basemen...tied for seventh in the AL in home runs...was hit by a pitch 12 times, which tied for seventh in the AL and tied for ninth in Oakland history...ranked fifth in the AL in go-ahead RBI (26) and tied for eighth in go-ahead home runs (14)...among first basemen, his 36 home runs led the AL, ranked third in the majors and was seventh in Oakland history...joins Mark McGwire (eight times) and Jason Giambi (twice) as the only first basemen in Oakland history with 30 or more home runs...ranked second among AL first basemen in RBI (91)...the A's compiled a 15-19 (.442) record while he was on the 10-day IL from March 27 to May 6 following a right hamate excision...was reinstated May 7 and Oakland went 82-44 (.651) following his return...hit .288 (94-for-326) with 42 of his 51 walks and a .956 OPS against right-handed pitchers compared to .223 (35-for-157) with a .767 OPS against lefties...now has a .911 career OPS against righties, .729 against lefties...batted .300 with 23 of his 36 home runs and a 1.023 OPS on the road...slugged .644 on the road, which was the second-best mark in the majors and fifth-best in Oakland history...ranked third in the AL in road OPS, fourth in home runs and tied for eighth in RBI (53)...19 of his home runs came with runners on base, which tied for second in the AL...17 came with two strikes, which ranked fourth in the AL and was the most by an Athletic since Miguel Tejada had 18 in 2002...led Major League first basemen in defensive runs saved (13)...led AL first basemen total chances (1121), putouts (1023) and assists (90), ranked second in fielding percentage (.993), double plays (95) and games (127) and tied for second in games started (125) and errors (8)...the assists tied for seventh most in Oakland history by a first baseman and were the most since Mark McGwire had 101 in 1991...was a unanimous choice as best first baseman in the Fielding Bible Awards...won the award for the second consecutive season...made a team-leading 73 starts batting third...hit .358 with 13 home runs and 35 RBI in 37 games batting clean-up and is a .324 hitter with 19 home runs and 44 RBI in 51 career games in the four spot...had a .305 batting average leading off an inning...hit .241 against a pitcher the first time he saw him in a game, .307 after that...batted .315 with no outs, .262 with one out and .228 with two outs...

**MOST HOME RUNS, OAKLAND FIRST BASEMAN**

|    |                          |
|----|--------------------------|
| 48 | Mark McGwire (1987)      |
| 47 | Mark McGwire (1996)      |
| 42 | Mark McGwire (1992)      |
| 39 | Mark McGwire (1990)      |
| 38 | Jason Giambi (2000)      |
| 37 | Mark McGwire (1995)      |
| 36 | <b>Matt Olson (2019)</b> |

his career numbers are .311, .233 and .221...had a .299 batting average and 29 of his 36 home runs in innings one through six and a .195 average from the seventh inning on...hit .447 in the sixth inning...tied for sixth in the AL in intentional walks (7) and bunt hits (5) and ranked eighth in pitches per plate appearance (4.17).

**OAKLAND:** Was on the A's Opening Day roster and started each of the first two games before injuring his hand on a foul tip in his final at bat on March 21 against Seattle in Tokyo...underwent surgery on March 22 at the Kerlan-Jobe Clinic in Los Angeles, Calif...the surgery was performed by Dr. Steven Shin and involved a right hamate excision to Olson's right hand...was placed on the 10-day injured list March 27, retroactive to March 25, ending his consecutive games played streak at 164...started at first base in the A's Opener on March 20 to become the first Athletic to start back-to-back openers at first base since Daric Barton in 2010-11...began a rehab assignment with Las Vegas May 2 and went 4-for-22 (.182) with a home run, two RBI, three runs, a walk and three strikeouts in five games with the Aviators, including three at first base and two at designated hitter...was reinstated from the IL May 7 and hit .200 with seven home runs and 12 RBI over his first 25 games following his return...committed his first error of the season May 29, snapping a 75-game errorless streak dating back to Aug. 1, 2018...it was the fourth-longest errorless in Oakland history by a first baseman...hit .301 with 13 home runs and 29 RBI over a 38-game span from June 5 to July 19...had his first multi-homer game of the season June 28 at Los Angeles (AL) and matched his career-high with five RBI...also had two-homer games on Aug. 15 vs. Houston and Sept. 10 at Houston...now has seven career multi-homer games...had a career-high 16-game hitting streak from June 30 to July 21, which tied for fifth longest in Oakland history by a first baseman...went 19-for-64 (.297) with four home runs and nine RBI during the streak...collected seven doubles, nine home runs and 20 RBI in 28 games in June...tied for second in the AL in June extra base hits (16) and tied for third in home runs (9)...now has 22 home runs and 51 RBI in 68 career games in June...hit his second career walk-off home run July 30 against Milwaukee...it was his third career game-ending RBI...had a 10-game hitting streak from Aug. 28 to Sept. 7 (16-for-41, .390)...collected an extra base hit in a career-high six consecutive games from Aug. 30 to Sept. 5 (five doubles, two home runs)...reached base safely five times twice over a seven-game span, going 3-for-4 with two walks at New York on Aug. 31 and 4-for-4 with a walk Sept. 7 against Detroit...the four-hit game was the second of his career...drove in a run in a career-high tying five consecutive games from Sept. 10-14 and had five home runs and 10 RBI over that span...homered in three straight games from Sept. 12-14...it was the fifth time in his career he homered in at least three straight games...hit .263 with nine home runs and 23 RBI in 25 games in September...the RBI were his most ever in a month...tied for third in the AL in RBI and tied for fourth in home runs...now has 27 home runs and 64 RBI in 73 games in September over the last three years...the home runs are the most in the majors over that span and the RBI rank second (J.D. Martinez, 65)...started at first base in the AL Wild Card Game against Tampa Bay on Oct. 2 and went 1-for-3 with a walk.

## CAREER

**2018**—Played in all 162 games and batted .247 with 29 home runs and 84 RBI in his first full season in the majors...also won the American League Gold Glove Award for first basemen after leading Major League first basemen in games (162), total chances (1494), putouts (1403) and defensive runs saved (14)...joins Mark McGwire (1990) as the only A's first basemen to win a Gold Glove...hit all 29 of his home runs as a first baseman, which led AL first basemen and ranked third in the majors...led AL first basemen and ranked fourth in the majors in RBI (83)...was named to the *Sporting News* AL All-Star team...walked 70 times to fuel a .335 on-base percentage...his 162 games played marked the 13th time in Oakland history a player appeared in every game in a season, the first since Miguel Tejada in 2003...was the only player in the AL to appear in every game and one of five in the majors (Freeman, ATL; Galvis, SD; Markakis, ATL; Turner, WAS)...struck out 163 times, which tied for eighth most in the AL and is ninth most in Athletics history...hit .251 against left-handed pitchers compared to .244 against right-handers...hit 25 of his 29 home runs against righties and had an .830 OPS against righties, .701 against lefties...20 of his 29 home runs were solo shots...14 came in day games, which tied for seventh in the AL...batted .222 over innings 1-6, .301 from the seventh inning on...hit .310 with 14 home runs with no outs, .230 with nine home runs with one out and .211 with six home runs with two outs...batted .211 with seven home runs and 32 RBI in 76 games against AL West teams, .277 with 22 home runs and 52 RBI



in 86 games against everyone else...topped AL first basemen in games started (152), assists (84), double plays (115) and innings (1403.1)...tied for the fourth-most errors in the AL (7) but ranked third in fielding (.995)...is one of four first basemen in AL history to play in 162 games in a season along with Norm Siebern (KC, 1962), Bill Buckner (BOS, 1985) and Carlos Delgado (TOR, 2000)...is one of 19 ML first basemen to do it...is the fourth player in Athletics history to play every game at first base (Norm Siebern, 1962; Dick Siebert, 1940; Stuffey McInnis, 1912)...his 152 starts were second most to the Oakland record of 155 set by Daric Barton in 2010...played all but 62.1 innings at first base...set an Oakland record for total chances by a first baseman (1494), breaking Daric Barton's record of 1492 in 2010, and had 1403 putouts, which fell one short of Barton's 1404...had the most total chances by an AL first baseman since Mark Teixeira had 1572 for Texas in 2006...batted fifth 114 times, which was sixth most in Oakland history and the most since Sal Bando had 128 in 1976...ranked second in the AL pitches per plate appearance (4.31)...was the A's Opening Day starter at first base on March 29 against Los Angeles (AL) and became the second player in Oakland history and the fifth in Athletics history to make an Opening Day start on their birthday (Ray Fosse, 1974; Pete Suder, 1952; Charlie Pick, 1916; Ossee Schreckengost, 1907)...went 1-for-5 with a home run to become the fourth Major Leaguer dating back to 1908 to hit an Opening Day home run on his birthday...joins Jeff Mathis (2011), Ian Stewart (2010) and Scott Rolen (2000)...was the A's seventh different Opening Day starter at first base in the last seven years (Alonso, Canha, Davis, Barton, Moss, Allen)...stole the first base of his career April 3 against Texas...went 3-for-4 as a substitute on April 11 at Los Angeles (NL) to tie an Oakland record for most hits in a game by a non-starter...it was the 10th three-hit game by a substitute, the first since Rajai Davis on Aug. 22, 2008...went 4-for-6 with two doubles, two walks and his first career walk-off RBI, a single in the bottom of the 14th inning of the A's 12-11 win over Chicago (AL)...it was his first career four-hit game...hit .306 with nine home runs and 18 RBI over a 23-game stretch from May 14 to June 7...had his first of two two-homer games June 1 at Kansas City (also July 22 vs. San Francisco)...added a career-high five RBI against the Royals...had nine home runs and 22 RBI in 27 games in June...tied for third in the AL in home runs in June and ranked fifth in RBI...hit .314 over an 18-game stretch from July 29 to Aug. 19...hit his first career walk-off home run Aug. 17 against Houston...had 11 doubles in August, which tied for third in the AL...then batted .282 with five home runs, 19 RBI and 16 walks (.396 on-base percentage) in September...the batting average was his best single-month mark of the season...had five home runs and 16 RBI over a 17-game span from Sept. 8-26...hit his first career grand slam Sept. 26 at Seattle...went 0-for-2 with two walks in a start at first base in the Wild Card game at New York Oct 3.

**2017**—Batted .259 with 24 home runs and 45 RBI in 59 games over six stints with the A's in his rookie campaign...added 22 walks for a .352 on-base percentage...slugged .651 and had a 1.003 OPS...the slugging percentage was fourth highest in Oakland history among players with 200 or more plate appearances and the OPS was ninth best...tied for third among American League rookies in home runs and ranked eighth in RBI...his 24 home runs were third most in Athletics history by a rookie and the most since Mark McGwire set the record with 49 in 1987...they were the most by an Athletic 23 years old or younger since Eric Chavez hit 32 as a 23-year old in 2001...added 23 home runs with Nashville to become the first player to hit 20 home runs in both the majors and the minors since Giancarlo Stanton in 2010 (22 with Florida, 21 with Jacksonville)...averaged 7.88 at bats per home run, which was fourth fewest in ML history among players with a minimum of 200 plate appearances...had more home runs (24) than singles (23)...the home runs were second most in Athletics history (McGwire, 39 homers and 35 singles in 1995) among players with more home runs than singles...49.0% of his hits were home runs, which is the second-highest percentage in ML history among players with 200 or more plate appearances (McGwire, STL, 51.8% in 2001)...had just two doubles, which are the fewest in ML history by a player with 20 or more home runs (previous: 4 by Wes Covington, 1957 and Mark McGwire, 2001)...had five separate stints over the first four months of the season and hit .196 with four home runs and nine RBI in 18 games...following the Yonder Alonso trade, he was recalled for a sixth time Aug. 8 and batted .283 with 20 home runs and 36 RBI in 41 games before a hamstring strain on Sept. 24 ended his season with a week remaining...the 20 home runs were the most in the AL and tied for second most in the majors over that span (Aug. 8-Sept. 24)...hit 20 home runs after the All-Star Break, which tied for fifth in the AL...it was second most among ML rookies (Judge, NYY 22)...hit .280 with 20 of his 24 home runs against right-handed pitching...batted .318 during the day and .290 at home...started 38 games at first base (including each of his 36 starts during his final



stint) and 10 in right field...committed two errors, both at first base for a .995 fielding percentage...had three assists in 12 games as an outfielder...the A's had a 26-22 (.542) record with him in the starting lineup, 49-65 (.430) without...was recalled for the first time April 21 and went 0-for-3 in a start in right field against Seattle April 23 before he was optioned to Nashville April 27...also appeared in just one game during his second stint from June 3-4, delivering a pinch hit bases loaded walk in the ninth inning on June 4 against Washington...went 0-for-6 with a walk in four games during his third stint from June 10-13...recalled for a fourth time June 22 and hit .225 with four home runs and eight RBI in 10 games...hit his first Major League home run June 24 at Chicago (AL), a two-run shot off James Shields in the first inning...added another two-run homer in the seventh inning for his first career multi-homer game...went 1-for-2 in two games during his fifth stint from July 21-23...was recalled for good Aug. 8 and hit .283 with 20 home runs and 36 RBI over his final 41 games...homered in five consecutive games from Sept. 15-19 to tie the ML rookie record for consecutive games with a home run...was the first Oakland player to do it and the second Athletic (George Alusik, Aug. 7-11, 1962)...homered in each of his final nine series from Aug. 25 to Sept. 24...was the first rookie in Major League history with 15 home runs over a 21-game stretch (Aug. 27-Sept. 19) and 16 home runs over a 23-game span (Aug. 27-Sept. 22)...his 15 home runs over 21 games are the most by any player in Oakland history...matched bests by Reggie Jackson in 1969 with 13 home runs over 18 games from Sept. 3-22 and 16 home runs over 23 games from Aug. 27-Sept. 22...hit .305 with seven home runs and 14 RBI in 19 games in August...led AL rookies and tied for second among ML rookies in August home runs...then hit .266 with 13 home runs and 22 RBI in 22 games in September...the home runs were second most in ML history by a rookie in the month of September to Aaron Judge, who had 15 in 2017 and tied for the most by any Athletics player in September (Jason Giambi, 2000)...ranked second in the AL in home runs in September and tied for eighth in RBI, despite missing the final week of the season...had his second career two-homer game Sept. 4 against Los Angeles (AL)...homered nine times over a 12-game stretch from Sept. 9 (Game 2) to 22...was hit by a pitch in three consecutive games from Sept. 10-13, matching the longest such streak by an Athletic over the last 41 years (third time, last: Olmedo Saenz, May 4-6, 2001)...strained his hamstring Sept. 24 against Texas and missed the final seven games of the season...was named the A's Organization Hitter of the Year after batting .272 with 23 home runs and 60 RBI in 79 games with Nashville...added 45 walks for a .367 on-base percentage...was tied for fifth in the Pacific Coast League in home runs at the time of his final promotion to Oakland on Aug. 8...hit .293 with 19 of his 23 home runs against right-handed pitchers (.995 OPS)...batted .344 on the road and reached base safely in all 34 of his road games (.442 on-base percentage)...had a .333 batting average and .403 on-base percentage when leading off an inning...appeared in 73 games at first base, six at designated hitter and one at third base...had his first of two four-hit games April 29 against New Orleans (also May 21 at Sacramento)...slugged his first two-homer game of the season May 13 against Albuquerque...had a season-best 10-game hitting streak from May 15 to 25...went 17-for-45 (.378) with six doubles, four home runs and 14 RBI during the streak...had an extra base hit in each of the first nine games during the streak...finished May with nine home runs and 26 RBI in 29 games...then had his second two-homer game with the Sounds June 2 at Iowa...went 1-for-2 with four walks, a grand slam and a season-high tying four RBI July 19 at Iowa...homered in three of his four games in August before his final promotion to Oakland.

**2016**—Made his Major League debut with Oakland as a September call-up and went 2-for-21 (.095) in 11 games...added seven walks for a .321 on-base percentage...appeared in five games (four starts) in right field and four games (two starts) at first base...was selected from Triple-A Nashville Sept. 12 following the conclusion of the Sounds season...made his debut that day at Kansas City and walked as a pinch hitter in the ninth inning...became the first player drafted by the A's out of high school to reach the majors with Oakland since Trevor Cahill (2nd round in 2006, debut in 2009) and the first non-pitcher since Eric Chavez (1st round 1996, debut in 1998)...went 0-for-3 with two walks in his first start (first base) Sept. 15 against the Royals...singled off Nick Martinez in the third inning Sept. 25 against Texas for his first Major League hit...his first extra base hit was a double in his final game on Oct. 2 at Seattle...batted .235 with 17 home runs and 60 RBI in 131 games in his Triple-A debut with Nashville...added 71 walks for a .335 on-base percentage...tied for third in the Pacific Coast League in doubles (34), ranked fifth in walks and tied for sixth in extra base hits (52)...ranked second in the A's farm system in doubles and walks, tied for second in extra base hits, sixth in home runs and ninth in runs (69)...hit .256 with 16 of

his 17 home run off right-handed pitchers compared to .167 against left-handers...had 11 home runs and 41 RBI in 64 games on the road, six home runs and 19 RBI in 67 games at home...batted .368 with four of his 17 home runs in the ninth inning...appeared in 81 games in right field and 49 at first base...did not commit an error at first base but had five as an outfielder for a .966 fielding percentage...collected a season-high four hits May 24 at Las Vegas...homered in back-to-back games for the only time July 14 and 15 at El Paso...hit his 100th career minor league home run Aug. 20 at Omaha...batted .263 with four walks, a home run and three RBI in five games for Nashville in the PCL Semifinals.

**2015**—Made his Double-A debut with Midland and spent the entire season with the RockHounds, batting .249 with 17 home runs and 75 RBI in 133 games...added 105 walks for a .388 on-base percentage...ranked second in all of minor league baseball in walks to teammate Colin Walsh (124)...tied for the Texas League lead in intentional walks (6), ranked second in walks, tied for second in extra base hits (54), third in doubles (37), RBI and on-base percentage, fourth in runs (82), tied for fourth in home runs, fifth in games and tied for ninth in hit by pitches (6)...ranked second in the A's farm system in walks and on-base percentage, tied for second in extra base hits, third in doubles, tied for third in RBI, fourth in runs and home runs, eighth in slugging percentage (.438) and ninth in total bases (204)...named to the Texas League Midseason All-Star team and the All-Star Futures Game...belted 11 of his 17 home runs with runners on base...appeared in 62 games at first base, 59 in right field and two at third base... had 11 outfield assists, which tied for fourth in the TL...reached base safely via hit or walk in 116 of his 133 games...reached base safely in 21 consecutive games from April 20 to May 12...hit .240 with a .404 on-base percentage during the streak...singled and walked a season-high four times in five plate appearance June 14 against Frisco...started at designated hitter for the South All-Stars in the Texas League All-Star Game at Corpus Christi June 30 and went 0-for-4...went 1-for-2 for the United States team in the All-Star Futures Game at Cincinnati July 12...had his only two homer game of the season and collected a season-high five RBI July 27 at Frisco...batted .185 with a home run and four RBI in seven postseason games for the Texas League Champion RockHounds...was rated as the A's sixth-best prospect by *Baseball America* following the season.

**2014**—Was named to the California League Postseason All-Star team after batting .262 with 37 home runs and 98 RBI in 138 games...added 117 walks for a .404 on-base percentage...the walks were the most in all of the minor leagues and the home runs were third best behind Kris Bryant (43) and Joey Gallo (42)...also ranked third in the minors in runs (111), fifth in total bases (278) and tied for sixth in extra base hits (69)...was named to the *Baseball America* Minor League All-Star Team...led the Cal League in home runs, runs, walks, extra base hits and total bases, tied for the lead in games, ranked third in RBI and on-base percentage, sixth in slugging percentage (.543) and 10th in doubles (31)...topped the A's farm system in home runs, RBI, runs, walks, extra base hits, total bases and slugging percentage, ranked second in on-base percentage, fifth in doubles and sixth in hits (134)...his 37 home runs were third best by an A's farmhand since the club moved to Oakland in 1968 (39, Adam Piatt in 1999 and Chris Carter in 2008)...appeared in 107 games at first base, eight in right field and one in left field...led CL first basemen in fielding percentage (.993)...reached base safely in 21 consecutive games from May 8 to 29...had four two-homer games, three of which came over a nine-game stretch from June 19 to 27...went 5-for-6 with a double, two home runs and five RBI June 19 against Bakersfield...one of the home runs was a grand slam...went 3-for-7 (.429) with two doubles, two walks and a RBI in two postseason games for Stockton...then played for Mesa in the Arizona Fall League following the season and hit .257 with a .435 on-base percentage, four home runs and eight RBI in 11 games...was named to the AFL Top Prospects Team at first base and played in the AFL Fall Stars Game...was rated by *Baseball America* as the No. 3 prospect in the A's farm system.

**2013**—Spent the entire season at Single-A Beloit where he hit .225 with 23 home runs and 93 RBI in 134 games...added 72 walks for a .326 on-base percentage...ranked second in the Midwest League in home runs and RBI, third in extra base hits (55), fifth in walks and tied for 10th in doubles (32)...also tied for the league lead in games and ranked second in strikeouts (148)...was named to ML Midseason All-Star Team...ranked second in the A's farm system in home runs, RBI and extra base hits, tied for fourth in doubles, seventh in walks and ninth in total bases (209)...hit .373 with runners in scoring position and two outs...appeared in 127 games at first base and was

named the best defensive first baseman in the ML by *Baseball America*...led league first basemen in games, total chances (1220), putouts (1109) and assists (102) and tied for the lead in double plays (97)...committed nine errors for a .993 fielding percentage...had his first of two two-homer games Aug. 11 at Burlington (also Aug. 21 at Kane County)...was named Midwest League Player of the Week for the week of Aug. 19-25 after going 11-for-29 (.379) with eight runs scored, five doubles, five home runs, 12 RBI and four multiple hit games in seven games...tied for second in all of minor league baseball with 10 home runs in August...went 1-for-16 (.063) with a double, RBI and four walks in five postseason games for the Snappers.

**2012**—Batted .282 with nine home runs and 45 RBI in 50 games with the A's affiliate in the Arizona Rookie League and Short Season Single-A Vermont...ranked second in the Arizona League in home runs (8) and fourth in doubles (16) and RBI...appeared in 40 games at first base and one at catcher...went 4-for-5 with two doubles, a home run, four RBI and four runs scored in his professional debut June 24 at the Indians...was named the A's No. 10 prospect by *Baseball America* following the season.

## PERSONAL/MISCELLANEOUS

Matthew Kent Olson was originally signed by A's scout Matt Ranson...graduated from Parkview High (GA) School in 2012...had his jersey retired by Parkview in 2019...was drafted 47th overall as compensation for the loss of free agent David DeJesus.

### LIFETIME PLAYING RECORD

| Year                       | Club      | AVG.        | G          | AB          | R          | H          | 2B        | 3B       | HR        | RBI        | SH       | SF       | HP        | BB         | SO         | SB       | CS       | SLG         | OBP         | E         |
|----------------------------|-----------|-------------|------------|-------------|------------|------------|-----------|----------|-----------|------------|----------|----------|-----------|------------|------------|----------|----------|-------------|-------------|-----------|
| 2012                       | AZL A's   | .282        | 46         | 177         | 29         | 50         | 16        | 1        | 8         | 41         | 0        | 2        | 2         | 16         | 46         | 0        | 0        | .520        | .345        | 3         |
|                            | Vermont   | .273        | 4          | 11          | 3          | 3          | 0         | 0        | 1         | 4          | 0        | 1        | 1         | 3          | 4          | 0        | 0        | .545        | .438        | 0         |
| 2013                       | Beloit    | .225        | 134        | 481         | 69         | 108        | 32        | 0        | 23        | 93         | 0        | 3        | 2         | 72         | 148        | 4        | 3        | .435        | .326        | 9         |
| 2014                       | Stockton  | .262        | 138        | 512         | 111        | 134        | 31        | 1        | 37        | 97         | 0        | 0        | 5         | 117        | 137        | 2        | 0        | .543        | .404        | 7         |
| 2015                       | Midland   | .249        | 133        | 466         | 82         | 116        | 37        | 0        | 17        | 75         | 0        | 8        | 6         | 105        | 139        | 5        | 1        | .438        | .388        | 7         |
| 2016                       | Nashville | .235        | 131        | 464         | 69         | 109        | 34        | 1        | 17        | 60         | 2        | 3        | 0         | 71         | 132        | 1        | 0        | .422        | .335        | 5         |
|                            | OAKLAND   | .095        | 11         | 21          | 3          | 2          | 1         | 0        | 0         | 0          | 0        | 0        | 0         | 7          | 4          | 0        | 0        | .143        | .321        | 0         |
| 2017                       | Nashville | .272        | 79         | 294         | 56         | 80         | 16        | 1        | 23        | 60         | 0        | 3        | 1         | 45         | 83         | 3        | 0        | .568        | .367        | 2         |
|                            | OAKLAND   | .259        | 59         | 189         | 33         | 49         | 2         | 0        | 24        | 45         | 0        | 0        | 5         | 22         | 60         | 0        | 0        | .651        | .352        | 2         |
| 2018                       | OAKLAND   | .247        | 162        | 580         | 85         | 143        | 33        | 0        | 29        | 84         | 0        | 2        | 8         | 70         | 163        | 2        | 1        | .453        | .335        | 7         |
| 2019                       | OAKLAND   | .267        | 127        | 483         | 73         | 129        | 26        | 0        | 36        | 91         | 0        | 1        | 12        | 51         | 138        | 0        | 0        | .545        | .351        | 8         |
|                            | Las Vegas | .182        | 5          | 22          | 3          | 4          | 0         | 0        | 1         | 2          | 0        | 0        | 1         | 1          | 3          | 0        | 0        | .318        | .250        | 0         |
| <b>Major League Totals</b> |           | <b>.254</b> | <b>359</b> | <b>1273</b> | <b>194</b> | <b>323</b> | <b>62</b> | <b>0</b> | <b>89</b> | <b>220</b> | <b>0</b> | <b>3</b> | <b>25</b> | <b>150</b> | <b>365</b> | <b>2</b> | <b>1</b> | <b>.512</b> | <b>.343</b> | <b>17</b> |

### CAREER TRANSACTIONS

**2012** — Selected by the Oakland Athletics organization as a compensation pick (47th selection overall) following the 1st round of the First-Year Player Draft. **2019** — On the injured list, March 25 to May 6; included rehabilitation assignment to Las Vegas, May 1 to 6.

### WILD CARD RECORD

| Year          | Club/Opp.   | AVG.        | G        | AB       | R        | H        | 2B       | 3B       | HR       | RBI      | SH       | SF       | HP       | BB       | SO       | SB       | CS       | SLG         | OBP         | E        |
|---------------|-------------|-------------|----------|----------|----------|----------|----------|----------|----------|----------|----------|----------|----------|----------|----------|----------|----------|-------------|-------------|----------|
| 2018          | OAK vs. NYY | .000        | 1        | 2        | 0        | 0        | 0        | 0        | 0        | 0        | 0        | 0        | 0        | 2        | 0        | 0        | 0        | .000        | .500        | 0        |
| 2019          | OAK vs. TB  | .333        | 1        | 3        | 0        | 1        | 0        | 0        | 0        | 0        | 0        | 0        | 0        | 1        | 1        | 0        | 0        | .333        | .500        | 0        |
| <b>Totals</b> |             | <b>.200</b> | <b>2</b> | <b>5</b> | <b>0</b> | <b>1</b> | <b>0</b> | <b>0</b> | <b>0</b> | <b>0</b> | <b>0</b> | <b>0</b> | <b>0</b> | <b>3</b> | <b>1</b> | <b>0</b> | <b>0</b> | <b>.200</b> | <b>.500</b> | <b>0</b> |

### OLSON'S CAREER BESTS

**Hits:** 4 (twice), last: September 7, 2019 vs. Detroit

**Home Runs:** 2 (seven times), September 10, 2019 at Houston; August 15, 2019 vs. Houston; June 28, 2019 at Los Angeles (AL); July 22, 2018 vs. San Francisco; June 1, 2018 at Kansas City; September 4, 2017 vs. Los Angeles (AL); June 24, 2017 at Chicago (AL)

**Runs Batted In:** 5 (twice), June 28, 2019 at Los Angeles (AL); June 1, 2018 at Kansas City

**Stolen Bases:** 1 (twice), last: April 24, 2018 at Texas

**Hitting Streak:** 16, June 30 to July 21, 2019

**Hitless Streak (At Bats):** 18, May 29 to June 5, 2019

**Game Ending RBI:** 3, July 30, 2019 vs. Milwaukee (home run); August 17, 2018 vs. Houston (home run); April 18 vs. Chicago-AL (single)

**Grand Slams:** 1, September 26, 2018 at Seattle (Chasen Bradford)

**Pinch-Hit Home Runs:** None

**Inside-The-Park Home Runs:** None

**Lead Off Home Runs:** None

**INFIELDER****Height/Weight:** 5-8 / 181**Bats/Throws:** Right / Right**Birthdate:** February 1, 1990**Opening Day Age:** 30**Birthplace/Resides:** St. Charles, Missouri / St. Charles, Missouri**Major League Service:** 20 days**Obtained:** Signed to a minor league contract, November 26, 2019**Contract Status:** First year of a one-year contract through 2020**NON-ROSTER INVITEE****CAREER HIGHLIGHTS**

Was signed by Milwaukee as a non-drafted free agent following the 2013 draft and spent the first seven seasons of his professional career in the Brewers organization...appeared in 15 games with Milwaukee in 2018 and was 2-for-21 (.095) in his Major League debut...is a .288 hitter in 778 games in the minors...also has 362 walks and 109 hit by pitches for a .389 on-base percentage...has played every position as a minor leaguer, including 364 games at second base, 159 at third base and 153 in right field...also had 55 games at shortstop, 35 in left field, four in center field and one each at pitcher, catcher and first base...played for Surprise in the Arizona Fall League in 2015...was a Florida State League Postseason All-Star in 2014.

**2019 HIGHLIGHTS**

Spent the entire season at Triple-A San Antonio where he hit .272 with a career-high 11 home runs and 54 RBI in 125 games...added a career-high 65 walks and was hit by a pitch a career-high tying 22 times for a .399 on-base percentage...now has 109 hit by pitches in 778 games over seven seasons in the minors, an average of 15.6 per season...led the Pacific Coast League in hit by pitches and tied for ninth in walks...led the Milwaukee farm system in runs (85), tied for the lead in hit by pitches, ranked second in on-base percentage, fourth in walks and tied for sixth in OPS (.809)...also stole 11 bases in 14 attempts (78.6%)...batted .307 (35-for-114) against left-handed pitching compared to .258 (75-for-291) against right-handers...went 7-for-10 (.700) with two doubles, a home run, 18 RBI, a walk and a hit by pitch with the bases loaded (.750 on-base percentage, 1.200 slugging percentage, 1.950 OPS)...hit .324 with a 1.000 OPS during the day...10 of his 11 home runs came with the score tied or his team trailing...12 of his 22 hit by pitches came on Sundays...started 72 games in right field, 30 at second base, five at third base and four in left field...made one error as a second baseman (.990 fielding percentage), one as a third baseman (.917) and three in 86 games in the outfield (.979)...also went 0-for-5 with two strikeouts as a pinch hitter...hit in every spot in the order, including 34 games batting second and 26 in the six spot.

**SAN ANTONIO:** Went 11 consecutive games without a strikeout from April 9-22 (38 plate appearances)...was hit by a pitch a career-high tying two times in the second game of an April 21 doubleheader at Nashville, his first of two games in 2019 with two hit by pitches (also June 2 vs. Omaha)...finished April with a .219 batting average but then hit .356 with four home runs and 11 RBI in 28 games in May...added 13 walks for a .453 on-base percentage...went 26-for-62 (.419) with six walks and four hit by pitches (.520 on-base percentage) over a 19-game stretch from May 14 to June 2...was a perfect 3-for-3 with a walk in the second game of a May 27 doubleheader at Memphis and then went 4-for-5 the next day against the Redbirds...the four hits matched his career high (eighth time)...hit .385 over a 10-game stretch from June 16-27...scored a career-high tying four runs June 18 against Reno (third time)...was 0-for-20 with a walk and a hit by pitch over a seven-game span from June 28 to July 4...had a season-high seven-game hitting streak from July 7-17...went 9-for-24 (.375) with 11 runs scored, four doubles, six RBI and five walks (.531 on-base percentage) during the streak...batted .255 with a .423 on-base percentage during a season-high 16-game reaching base streak from July 7-30...went 1-for-5 with three strikeouts July 20 at Oklahoma City, his only game with more than two strikeouts...walked a career-high tying three times Aug. 9 at Albuquerque (also Aug. 20 at Iowa)...went 2-for-26 (.077) with eight

walks and two hit by pitches from Aug. 11-22...had two sacrifice bunts, Aug. 17 vs. New Orleans... hit safely in nine of his final 10 games beginning Aug. 23, going 13-for-34 (.382) with two home runs, eight RBI and nine walks (.553 on-base percentage)...connected for his first career grand slam and drove in a career-high five runs Aug. 24 against Oklahoma City...batted .268 in August but walked 24 times in 28 games for a .445 on-base percentage...also scored 21 runs.

## CAREER

**2018**—Made his Major League debut with Milwaukee as he appeared in 15 games during three stints (July 2-7, July 8-11 and July 14-23)...made two starts, including his Major League debut on July 2 against Minnesota at second base...also started at short against the Twins two days later... became the 10th player in franchise history to homer for his first career hit on July 4, a solo shot off José Berríos...was a Pacific Coast League All-Star at Triple-A Colorado Springs...following the season played for Escogido in the Dominican Winter League and hit .218 in 14 games.

**2017**—Was among the Pacific Coast League leaders in runs (2nd, 103), doubles (t-4th, 32), triples (t-4th, 11), on-base percentage (5th, .397) and batting average (10th, .320)...following the 2017 season played for La Guaira in the Venezuelan Winter League and batted .337 in 29 games.

**2016**—Split the season between Double-A Biloxi and Triple-A Colorado Springs...hit .342 with 11 runs, seven doubles, two triples and 11 RBI in 22 games in May with the Sky Sox...batted .340 with 25 runs, 10 doubles, three triples, a homer and 27 RBI and a .410 on-base percentage prior to the PCL All-Star break.

**2015**—Owned 12-game hitting streak from May 25 to June 17 (16-for-42, .381)...played for the Surprise Saguaros of the Arizona Fall League following the season and batted .464 with seven RBI in seven games.

**2014**—Was a Florida State League Postseason All-Star...led the FSL in hit-by-pitches (22) and ranked among the league leaders in on-base percentage (2nd, .388), doubles (t-5th, 30) and batting average (9th, .288)...had a 13-game hitting streak from June 17-29 (26-for-57, .456)...batted .369 against left-handers.

**2013**—Made his professional debut with Helena and hit .312 with 24 RBI in 43 games...was hit by a pitch 10 times and walked 25 times for a .448 on-base percentage.

## PERSONAL/MISCELLANEOUS

Nathan Andrew Orf was originally signed by Brewers scout Brian Sankey...graduated from Francis Howell (MO) High School, where he also played football (running back and safety)...attended the University of Illinois-Chicago (2009-10) before graduating from Baylor University with a bachelor's degree in communications...was a 2013 First Team All-Big 12 selection...also earned 2013 Second-Team Academic All-Big 12 honors...was named 2012 Big 12 Conference Newcomer of the Year and earned First-Team All-Big 12 honors.

### LIFETIME PLAYING RECORD

| Year | Club                | AVG. | G   | AB   | R   | H   | 2B  | 3B | HR | RBI | SH | SF | HP  | BB  | SO  | SB | CS | SLG  | OBP  | E  |
|------|---------------------|------|-----|------|-----|-----|-----|----|----|-----|----|----|-----|-----|-----|----|----|------|------|----|
| 2013 | Helena              | .312 | 43  | 138  | 35  | 43  | 10  | 2  | 0  | 24  | 1  | 1  | 10  | 25  | 21  | 3  | 3  | .413 | .448 | 12 |
| 2014 | Brevard County      | .288 | 123 | 451  | 66  | 130 | 30  | 4  | 2  | 43  | 4  | 6  | 22  | 55  | 74  | 7  | 6  | .386 | .388 | 5  |
| 2015 | Biloxi              | .274 | 127 | 424  | 65  | 116 | 26  | 4  | 2  | 43  | 8  | 5  | 11  | 63  | 70  | 5  | 3  | .368 | .378 | 5  |
| 2016 | Biloxi              | .211 | 38  | 128  | 18  | 27  | 4   | 0  | 0  | 5   | 1  | 2  | 7   | 18  | 16  | 3  | 2  | .242 | .335 | 3  |
|      | Colorado Springs    | .288 | 89  | 326  | 50  | 94  | 19  | 3  | 2  | 37  | 9  | 4  | 10  | 32  | 47  | 6  | 3  | .383 | .366 | 8  |
| 2017 | Colorado Springs    | .320 | 125 | 434  | 103 | 139 | 32  | 11 | 9  | 65  | 3  | 9  | 7   | 54  | 75  | 7  | 2  | .507 | .397 | 8  |
| 2018 | Colorado Springs    | .298 | 108 | 399  | 67  | 119 | 27  | 3  | 6  | 55  | 2  | 7  | 20  | 50  | 72  | 22 | 4  | .426 | .397 | 9  |
|      | MILWAUKEE           | .095 | 15  | 21   | 4   | 2   | 0   | 0  | 1  | 1   | 0  | 0  | 1   | 3   | 8   | 1  | 0  | .238 | .240 | 0  |
| 2019 | San Antonio         | .272 | 125 | 405  | 85  | 110 | 21  | 1  | 11 | 54  | 5  | 2  | 22  | 65  | 74  | 11 | 3  | .410 | .399 | 5  |
|      | Major League Totals | .095 | 15  | 21   | 4   | 2   | 0   | 0  | 1  | 1   | 0  | 0  | 1   | 3   | 8   | 1  | 0  | .238 | .240 | 0  |
|      | Minor League Totals | .288 | 778 | 2705 | 489 | 778 | 169 | 28 | 32 | 326 | 33 | 36 | 109 | 362 | 449 | 64 | 26 | .406 | .389 | 55 |

## LIFETIME PITCHING RECORD

| Year | Club           | W | L | ERA  | G | GS | CG | SHO | SV | IP  | H | R | ER | HR | HB | BB | IBB | SO | WP | BK |
|------|----------------|---|---|------|---|----|----|-----|----|-----|---|---|----|----|----|----|-----|----|----|----|
| 2014 | Brevard County | 0 | 0 | 0.00 | 1 | 0  | 0  | 0   | 0  | 0.1 | 0 | 0 | 0  | 0  | 0  | 0  | 0   | 0  | 0  | 0  |

## CAREER TRANSACTIONS

**2013** — Signed by the Milwaukee Brewers organization as a non-drafted free agent, June 14. **2019** — Elected free agency, November 4; signed by the Oakland Athletics to a minor league contract, November 26.

## ORF'S CAREER HIGHS

**Hits:** 1 (twice), last: July 23, 2018 vs. Washington

**Home Runs:** 1, July 4, 2018 vs. Minnesota

**Runs Batted In:** 1, July 4, 2018 vs. Minnesota

**Stolen Bases:** 1, July 3, 2018 vs. Minnesota

**Hitting Streak:** 1 (twice), last: July 23, 2018 to present

**Hitless Streak (At Bats):** 12, July 5 to 23, 2018

**Game Ending RBI:** None

**Grand Slams:** None

**Pinch-Hit Home Runs:** None

**Inside-The-Park Home Runs:** None

**Lead Off Home Runs:** None

## ATHLETICS TRIPLE PLAYS

Turned (21; Philadelphia 12, Kansas City 1, Oakland 8)

| Date            | Opponent                 | Fielders  | Batter          |
|-----------------|--------------------------|---|-----------------|
| Sept. 22, 1906  | at St. Louis             | Shean to Nichols to Davis   | Bobby Wallace   |
| April 28, 1908  | vs. Washington           | Davis to Murphy to Nichols  | Jim Delahanty   |
| July 30, 1909   | vs. Cleveland            | Collins to Baker to Davis   | George Stovall  |
| May 16, 1913    | at Cleveland             | Barry to Thomas to Baker to Houck to Barry to Collins to Baker to Oldring | Ivy Olson       |
| July 28, 1914   | at Detroit               | Walsh to Bush to Collins to McInnis to Schang                             | Bobby Veach     |
| May 10, 1919    | at Boston                | Dykes to Galloway to Griffin  | Eddie Foster    |
| Aug. 5, 1922    | at St. Louis             | Galloway to Young to Hauser   | George Sisler   |
| Aug. 4, 1923    | vs. Detroit              | Galloway to Scheer to Hauser  | Ty Cobb         |
| Sept. 16, 1926  | at St. Louis             | Gray to Wambsganns to Poole   | George Sisler   |
| Sept. 5, 1927   | vs. Washington           | Boley to Bishop to Dykes  | Ossie Bluege    |
| Sept. 25, 1946  | vs. Washington           | Richmond to Grimes to Astroth to Richmond to Wallaesa                     | Cecil Travis    |
| May 8, 1948     | vs. Chicago              | Suder to Joost to Fain  | Taffy Wright    |
| Sept. 4, 1966   | vs. Boston               | Campaneris to Green to Talton to Roof                                     | Tony Conigliaro |
| May 7, 1979     | at Baltimore             | Gross to Klutts to Revering   | Gary Roenicke   |
| June 19, 1979   | vs. Kansas City          | Gross to Edwards to Revering  | Al Cowens       |
| June 23, 1979   | vs. Texas                | Gross to Armas to Chalk to Armas  | John Grubb      |
| April 27, 1981  | vs. California           | Picciole to Revering  | Don Baylor      |
| July 18, 1983   | vs. Detroit              | Peters to Phillips to Almon to Gross                                      | John Wockenuss  |
| April 7, 1996   | vs. Detroit at Las Vegas | Young to Gates to Giambi to Steinbach                                     | Bobby Higginson |
| May 29, 2000    | at New York              | Velarde unassisted  | Shane Spencer   |
| August 21, 2012 | vs. Minnesota            | Donaldson to Rosales to Carter  | Trevor Plouffe  |

**CATCHER****Height/Weight:** 6-0 / 210**Bats/Throws:** Right / Right**Birthdate:** October 27, 1990**Opening Day Age:** 29**Birthplace/Resides:** Valencia, Venezuela / Valencia, Venezuela**Major League Service:** 2 years, 167 days**Obtained:** Signed to a minor league contract, November 26, 2019**Contract Status:** First year of a one-year contract through 2020**NON-ROSTER INVITEE****CAREER HIGHLIGHTS**

Is a .215 career hitter with 11 home runs and 58 RBI in 212 games over four seasons in the majors with Los Angeles-AL (2015-17), Texas (2018) and Atlanta (2018)...has tossed out 56-of-146 (38.4%) attempted base stealers...was originally signed by the Toronto Blue Jays out of Venezuela in 2008 and has also played in the Houston and Baltimore organizations in 12 seasons as a professional...has a .284 average in 761 games in the minors and has thrown out 297-of-806 (36.8%) base runners...was named MVP of the New York-Penn League in 2010.

**2019 HIGHLIGHTS**

Spent most of the season at Double-A Bowie in the Baltimore organization where he hit .251 with 14 home runs and 60 RBI in 94 games...also went 3-for-24 (.125) in eight games with Triple-A Norfolk and batted a combined .243 in 102 games overall...the games played, home runs (14) and RBI (60) were his most as a minor leaguer but the batting average and .293 on-base percentage was his lowest...tied for third in the Orioles farm system in RBI, ranked fourth in home runs and slugging (.434), tied for sixth in extra base hits (37), tied for seventh in doubles (23) and 10th in OPS (.736)...ranked seventh in the Eastern League in slugging (.434)...his batting average included a mark of .304 (31-for-102) against left-handed pitchers compared to .221 (60-for-272) with 11 of his 14 home runs against right-handers...batted .314 when leading off an inning...combined to hit .287 in his home ballparks compared to .204 on the road...had a .323 average with no outs, .222 with one out and .177 with two outs...made 72 starts at catcher and 16 at first base...tossed out 33-of-77 (42.9%) attempted base stealers...committed six errors behind the plate (.991 fielding percentage) and one as a first baseman (.992)...also went 6-for-47 (.128) in 13 games at designated hitter...hit in every spot in the order except first and second and saw his most action with 44 games batting fourth and 34 hitting fifth.

**MINORS:** Began the season at Norfolk and was hitting .105 with a double, a walk and no RBI in seven games when he was transferred to Bowie April 20...was a perfect 3-for-3 with two doubles and a walk April 27 against Akron...it was his first of five three-hit games in 2019...was 4-for-17 (.235) with three doubles in five games at Double-A before returning to the Tides April 28...went 1-for-5 on April 29 at Durham and was sent back to Bowie May 2...spent the remainder of the season with the Baysox...batted a combined .171 with no RBI in 13 games in April...tossed out 10-of-12 (83.3%) attempted base stealers from April 29 to June 14...snapped a season-opening 15-game streak without an RBI May 6 at Altoona when he drove in four runs...it was his first of three four-RBI games (June 27 vs. Akron and July 24 at Richmond)...homed in back-to-back games on May 6 and 7, which were his only two home runs over his first 44 games through June 22...then hit 12 home runs over his final 58 contests...hit .286 with two home runs and 11 RBI over a 13-game span from May 6-29...then went 12-for-61 (.197) over his next 16 contests from May 31-June 22...reached base safely in 27 consecutive games from June 24 to July 26, which matched the longest reaching base streak in the EL in 2019...hit .316 with eight home runs, 20 RBI and a .384 on-base percentage during the streak...had a season-high seven-game hitting streak from July 11-18 (10-for-28, .357)...hit .286 with six home runs in July, both his best single-month figures on 2019...then had 22 RBI in 26 games in August...struck out three times Aug. 3 against Portland, his only game with more than two strikeouts...tossed out three attempted base stealers in the second game of a Aug. 10 doubleheader at Richmond...hit .367 with four home



runs and 15 RBI over a 13-game stretch from Aug. 11 to 24...batted .200 (6-for-30) with two doubles, a home run, six RBI and two walks in eight postseason games.

## CAREER

**2018**—Acquired by the Atlanta Braves from the Los Angeles Angels in exchange for infielder Ryan Schimpf on Mar. 31...claimed off waivers by the Texas Rangers on May 2...hit .305 in 26 combined minor league games between Double-A Frisco and Triple-A Round Rock...batted .143 in 28 combined major league games between Atlanta and Texas.

**2017**—Appeared in 11 games with the Los Angeles Angels across two stints after spending a majority of the season with Triple-A Salt Lake...tallied his second career walk-off hit on April 11 vs. Texas with an RBI squeeze bunt...led the Bees with a .352 average.

**2016**—Was the Angels Opening Day catcher...was a finalist for the Rawlings Gold Glove Award at catcher...posted a 37.5% (21-for-56) caught stealing percentage, good for third by an American League catcher (min. 650 inn.)...went 5-for-6 with two doubles, a home run and six RBI July 2 at Boston...joined Kendrys Morales, Chone Figgins, Mo Vaughn and Dave Winfield as the only Angels with five hits and six RBI in a single game...it was the fourth six-RBI game by an Angel catcher in franchise history and first since Jeff Mathis, July 23, 2008 vs. Cleveland...the five hits marked just the fifth occurrence in franchise history by an Angels catcher.

**2015**—Recalled by the Angels on May 4 and made his Major League debut the following day on May 5 vs. Seattle, going 2-for-4 with a home run and an RBI, including a walk-off home run in the bottom of the ninth...according to STATS, LLC., he is the fourth player all-time to hit a walk-off home run during a debut, joining the Florida Marlins Miguel Cabrera on June 20, 2003 vs. Tampa Bay, Cleveland Indians Josh Bard, Aug. 23, 2002 vs. Seattle, and the Angels Billy Parker, Sept. 9, 1971 vs. Milwaukee...became the 26th Angel all-time to homer in his first game with the club, and just the sixth to do so during their ML debut...posted a 37.9% (18-for-59) caught stealing percentage, which ranked third in the American League.

**2014**—Was a non-roster invitee to Spring Training...spent the entire season with Triple-A Oklahoma City, appearing in 88 games...hit .259 with 16 doubles, two triples, a career-high-tying six home runs, 33 runs and 34 RBI...threw out 32.4 percent (22-of-68) potential base stealers.

**2013**—Was a non-roster invitee to Spring Training...split the season between Double-A Corpus Christi and Triple-A Oklahoma City...hit a combined .271 with 14 doubles, two home runs, 29 runs and 32 RBI in 91 games between the two levels...threw out 47.8 percent (43-of-90) potential base stealers for the season.

**2012**—Was a non-roster invitee to Spring Training...played in a combined 97 games between Single-A Lansing and Single-A Advanced Lancaster...batted .285 with a career-high 28 doubles, six triples, five home runs, 59 runs and 50 RBI...finished third on Lansing in doubles and triples...threw out 33.6 percent (45-of-134) potential base stealers.

**2011**—Spent the entire season with Single-A Lansing, hitting .256 with 17 doubles, six triples, three home runs, 58 runs and 41 RBI.

**2010**—Named MVP of the New York-Penn League and a NYPL Mid-Season All-Star...spent the entire season with Short-Season A Auburn, batting .298 with 11 doubles, a career-high eight triples, two home runs, 44 runs and 41 RBI...led Auburn in hitting, triples, runs and RBI.

**2009**—Named the R. Howard Webster Award (awarded to the top Blue Jays player at each level) winner for the Gulf Coast League Blue Jays...spent the full season with the GCL Blue Jays, playing in 43 games...hit .291 with 11 doubles, three triples, one home run, 17 runs and 21 RBI...hit his first professional home run July 24 vs. GCL Yankees.

**2008**—Named the R. Howard Webster Award (awarded to the top Blue Jays player at each level) winner for the Dominican Summer League Blue Jays...spent the entire season with the DSL Blue Jays1...hit .306 with 10 doubles, two triples, 27 runs and 29 RBI in 58 games.

## PERSONAL/MISCELLANEOUS

Carlos Eduardo Pérez...is married, Karla...has a daughter, Marcela.

| LIFETIME PLAYING RECORD    |                  |             |            |             |            |            |            |           |           |            |           |           |           |            |            |           |           |             |             |           |  |  |
|----------------------------|------------------|-------------|------------|-------------|------------|------------|------------|-----------|-----------|------------|-----------|-----------|-----------|------------|------------|-----------|-----------|-------------|-------------|-----------|--|--|
| Year                       | Club             | AVG.        | G          | AB          | R          | H          | 2B         | 3B        | HR        | RBI        | SH        | SF        | HP        | BB         | SO         | SB        | CS        | SLG         | OBP         | E         |  |  |
| 2008                       | DSL Blue Jays 1  | .306        | 58         | 196         | 27         | 60         | 10         | 2         | 0         | 29         | 0         | 3         | 6         | 52         | 28         | 7         | 5         | .378        | .459        | 10        |  |  |
| 2009                       | GCL Blue Jays    | .291        | 43         | 141         | 17         | 41         | 11         | 3         | 1         | 21         | 1         | 3         | 2         | 16         | 23         | 2         | 5         | .433        | .364        | 5         |  |  |
| 2010                       | Auburn           | .298        | 66         | 235         | 44         | 70         | 11         | 8         | 2         | 41         | 0         | 3         | 6         | 34         | 41         | 7         | 3         | .438        | .396        | 5         |  |  |
| 2011                       | Lansing          | .256        | 95         | 383         | 58         | 98         | 17         | 6         | 3         | 41         | 1         | 6         | 2         | 37         | 74         | 6         | 2         | .355        | .320        | 14        |  |  |
| 2012                       | Lansing          | .318        | 26         | 88          | 11         | 28         | 6          | 1         | 0         | 10         | 2         | 0         | 1         | 6          | 17         | 0         | 1         | .409        | .368        | 1         |  |  |
|                            | Lancaster        | .275        | 71         | 273         | 48         | 75         | 22         | 5         | 5         | 40         | 3         | 5         | 3         | 35         | 38         | 3         | 2         | .447        | .358        | 6         |  |  |
| 2013                       | Corpus Christi   | .283        | 16         | 53          | 6          | 15         | 4          | 0         | 1         | 5          | 1         | 0         | 2         | 4          | 11         | 0         | 0         | .415        | .356        | 2         |  |  |
|                            | Oklahoma City    | .269        | 75         | 264         | 29         | 71         | 14         | 0         | 2         | 32         | 3         | 4         | 0         | 25         | 39         | 1         | 1         | .345        | .328        | 7         |  |  |
| 2014                       | Oklahoma City    | .259        | 88         | 301         | 33         | 78         | 16         | 2         | 6         | 34         | 6         | 3         | 1         | 29         | 54         | 3         | 0         | .385        | .323        | 12        |  |  |
| 2015                       | Salt Lake        | .361        | 17         | 72          | 11         | 26         | 8          | 0         | 2         | 12         | 0         | 0         | 0         | 7          | 7          | 1         | 0         | .556        | .418        | 1         |  |  |
|                            | LOS ANGELES (AL) | .250        | 86         | 260         | 20         | 65         | 13         | 0         | 4         | 21         | 2         | 2         | 0         | 19         | 49         | 2         | 0         | .346        | .299        | 5         |  |  |
| 2016                       | Salt Lake        | .359        | 10         | 39          | 9          | 14         | 4          | 0         | 3         | 10         | 0         | 0         | 0         | 1          | 7          | 0         | 2         | .692        | .375        | 1         |  |  |
|                            | LOS ANGELES (AL) | .209        | 87         | 268         | 25         | 56         | 16         | 0         | 5         | 31         | 8         | 2         | 1         | 12         | 49         | 1         | 0         | .325        | .244        | 3         |  |  |
| 2017                       | Salt Lake        | .352        | 68         | 261         | 40         | 92         | 18         | 3         | 5         | 40         | 0         | 4         | 3         | 32         | 38         | 4         | 1         | .502        | .423        | 8         |  |  |
|                            | LOS ANGELES (AL) | .100        | 11         | 20          | 1          | 2          | 0          | 0         | 1         | 3          | 0         | 0         | 0         | 1          | 6          | 0         | 0         | .250        | .143        | 2         |  |  |
| 2018                       | ATLANTA          | .143        | 8          | 21          | 0          | 3          | 0          | 0         | 0         | 0          | 0         | 0         | 0         | 1          | 6          | 0         | 0         | .143        | .182        | 1         |  |  |
|                            | Frisco           | .250        | 4          | 16          | 3          | 4          | 2          | 0         | 2         | 5          | 0         | 0         | 0         | 2          | 5          | 0         | 0         | .750        | .333        | 1         |  |  |
|                            | Round Rock       | .316        | 22         | 79          | 10         | 25         | 2          | 0         | 4         | 13         | 0         | 1         | 0         | 7          | 12         | 0         | 0         | .494        | .368        | 0         |  |  |
|                            | TEXAS            | .143        | 20         | 49          | 1          | 7          | 2          | 0         | 1         | 3          | 2         | 0         | 1         | 1          | 15         | 1         | 0         | .245        | .176        | 1         |  |  |
| 2019                       | Norfolk          | .125        | 8          | 24          | 2          | 3          | 1          | 0         | 0         | 0          | 0         | 0         | 0         | 1          | 4          | 0         | 0         | .167        | .160        | 0         |  |  |
|                            | Bowie            | .251        | 94         | 350         | 34         | 88         | 22         | 0         | 14        | 60         | 1         | 6         | 8         | 20         | 52         | 0         | 0         | .434        | .302        | 7         |  |  |
| <b>Major League Totals</b> |                  | <b>.215</b> | <b>212</b> | <b>618</b>  | <b>47</b>  | <b>133</b> | <b>31</b>  | <b>0</b>  | <b>11</b> | <b>58</b>  | <b>12</b> | <b>4</b>  | <b>2</b>  | <b>34</b>  | <b>125</b> | <b>4</b>  | <b>0</b>  | <b>.319</b> | <b>.257</b> | <b>12</b> |  |  |
| <b>Minor League Totals</b> |                  | <b>.284</b> | <b>761</b> | <b>2775</b> | <b>382</b> | <b>788</b> | <b>168</b> | <b>30</b> | <b>50</b> | <b>393</b> | <b>18</b> | <b>38</b> | <b>34</b> | <b>308</b> | <b>450</b> | <b>34</b> | <b>22</b> | <b>.420</b> | <b>.358</b> | <b>80</b> |  |  |

## CAREER TRANSACTIONS

**2008** — Signed by the Toronto Blue Jays organization as a non-drafted free agent, January 2. **2012** — Traded to the Houston Astros with pitchers Francisco Cordero, Joe Musgrove, David Rollins, Asher Wojciechowski and a player to be named later (Kevin Comer) for pitchers David Carpenter, J.A. Happ and Brandon Lyon and outfielder Ben Francisco, July 20. **2014** — Traded to the Los Angeles Angels with pitcher Nick Tropeano for catcher Hank Conger, November 5. **2018** — Traded to the Atlanta Braves for infielder Ryan Schimpf, March 31. Claimed off waivers by the Texas Rangers, May 2. On the disabled list, June 16 to July 15; included rehabilitation assignment to Frisco, June 28 to July 4, and Round Rock, July 5 to 15. Elected free agency, November 2. **2019** — Signed by the Baltimore Orioles to a minor league contract, January 8. Elected free agency, November 4; signed by the Oakland Athletics to a minor league contract, November 26.

## PEREZ' CAREER HIGHS

**Hits:** 5, July 2, 2016 at Boston  
**Home Runs:** 1 (11 times), last: May 13, 2018 at Houston  
**Runs Batted In:** 6, July 2, 2016 at Boston; 5, May 22, 2016 vs. Baltimore  
**Stolen Bases:** 1 (four times), last: June 10, 2018 vs. Houston  
**Hitting Streak:** 6, September 15 to 23, 2015  
**Hitless Streak (At Bats):** 16, April 21 to May 12, 2018  
**Game Ending RBI:** 2, April 11, 2017 vs. Texas (single); May 5, 2015 vs. Seattle (home run)  
**Grand Slams:** None  
**Pinch-Hit Home Runs:** None  
**Inside-The-Park Home Runs:** None  
**Lead Off Home Runs:** None

**RIGHT-HANDED PITCHER****Height/Weight:** 6-1 / 252**Bats/Throws:** Right / Right**Birthdate:** November 22, 1984**Opening Day Age:** 35**Birthplace/Resides:** Maracaibo, Venezuela / Weston, Florida**Major League Service:** 9 years, 16 days**Obtained:** Signed as a free agent, December 7, 2017**Contract Status:** Third year of a three-year contract through 2020**CAREER HIGHLIGHTS**

Has spent 12 seasons in the majors with six different teams (Florida, 2006; Arizona 2007-09; San Francisco, 2012-15; Washington, 2016; Los Angeles-AL, 2017; Oakland, 2018-19) and is 40-40 with 3.99 ERA in 411 career appearances, including 59 starts...56 of the starts came over his first seven seasons as he has 289 relief appearances and three starts over the last five years...has a 2.89 ERA in 214 games over the last three years after logging a 4.58 ERA in 197 games over his first nine seasons...has issued just four first-batter walks in 352 career relief appearances...pitched for Venezuela in the 2017 World Baseball Classic...was a member of the 2014 World Champion San Francisco Giants...established a Major League record for consecutive batters retired in a single season, retiring 46 consecutive batters over eight appearances (six in relief) from July 22 to Aug. 28, 2014...came within one out of a perfect game with the Giants in 2013...pitched in the Mexican League in 2011...played for the World Team in the 2005 Futures Game.

**MAJOR LEAGUE LEADERS, LAST THREE YEARS****GAMES PITCHED**

|     |                |
|-----|----------------|
| 225 | Andrew Chafin  |
| 219 | Alex Claudio   |
| 214 | Yusmeiro Petit |
| 211 | Jared Hughes   |
| 211 | Adam Ottavino  |

**INNINGS AS RELIEVER**

|       |                  |
|-------|------------------|
| 263.1 | Yusmeiro Petit   |
| 241.1 | Craig Stammen    |
| 233.2 | Michael Lorenzen |
| 220.0 | Miguel Castro    |
| 218.1 | Mychal Givens    |

**2019 HIGHLIGHTS**

Pitched in an American League-leading 80 games and was 5-3 with a 2.71 ERA and .194 opponents batting average...had a career high in games and career lows in ERA, opponents batting average and on-base percentage (.218)...walked just 10 batters in 83.0 innings for a career-low average of 1.08 walks per nine innings...struck out 71 for a career-high strikeout-to-walk ratio of 7.10...led the A's in games pitched for the second consecutive season and he became just the third pitcher in Athletics history with 80 or more games in a season (Billy Koch, 84 in 2002; John Wyatt, 81 in 1964)...had the lowest opponents on-base percentage among Major League relievers (.221)...led AL relievers in fewest walks per nine innings (1.08), ranked second in fewest pitches per inning (13.9), third in strikeout-to-walk ratio (7.10), tied for third in holds (29) and tied for fourth in innings pitched (83.0)...set an Oakland record for holds, topping the previous mark of 27 by Rick Honeycutt (1990) and Buddy Groom (1999)...the on-base percentage was fifth lowest by a reliever in Oakland history, the walks per nine innings ranked sixth and the strikeout-to-walk ratio was seventh...has 214 games and 263.1 innings pitched over the last three years...the innings pitched are the most in the majors among relievers and the games pitched are third most among all pitchers...has a 2.83 ERA and .208 opponents batting average over the last three years after logging a 4.58 ERA and .259 opponents average over the first nine years of his career...his .194 opponents batting average broke down to .176 (30-for-170) against right-handed hitters compared to .218 (27-for-124) against left-handers...allowed 14-of-60 (23.3%) inherited runners to score...the inherited runners were the most in the majors and the most by an A's reliever since Ricardo Rincon had 72 in 2005...the percentage was sixth lowest in the AL...first batters faced were 15-for-76 (.197) with two walks and two sacrifice flies (.213 on-base percentage)...has issued just three first batters walks over the last two years...yielded a .144 batting average with two outs and walked two for a .176 on-base percentage...in two seasons with Oakland, he has a .142 average with nine walks (.176 on-base percentage) with two outs...had a .226 opponents average, all 11 of his home runs and seven of his eight walks over his first 15 pitches in a game, a .068 average after that...in two seasons with the A's, his numbers are .247 with 23 of his 24 home

runs and 19 of his 27 walks over his first 15 pitches, .094 after that...had a 6.14 ERA and .271 opponents batting average in 18 outings on no days rest, a 1.98 ERA and .174 opponents average in 62 outings on one day of rest or more...was 3-0 with a 1.77 ERA and .177 opponents batting average in 39 games against AL West competition, 2-3 with a 3.61 ERA and .209 opponents average in 41 games against all other teams...compiled a 1.67 ERA during the day, 3.21 at night...had 13 putouts, which ranked fourth in the AL among pitchers.

**OAKLAND:** Allowed two runs over his first five games, all A's losses, but then had a seven-game, 8.1-inning scoreless streak from April 10 to 23...yielded three runs over his next two contests but followed that with a season-high 9.1-inning scoreless streak from April 29 to May 20...grounded into a double play in his only at bat of the season May 5 at Pittsburgh, his first at bat since July 30, 2016 at San Francisco...had a 1.88 ERA over his first 21 games through May 13 but then posted a 4.32 ERA over a 15-game stretch from May 20 to June 19...tossed a season-high 2.2 scoreless innings June 1 against Houston...struck out a season-high four batters in 1.1 innings against Tampa Bay June 22...that began a 12-game stretch from June 22 to July 17 where he did not allow a run 11 times (0.75 ERA), held the opposition to a .143 batting average and one walk in 12.0 innings, and stranded 12 of 13 inherited runners...then yielded nine runs over his next 17 games from July 18 to Aug. 24 (6.23 ERA)...stranded each of his final 13 inherited runners beginning Aug. 20...allowed a season-high three runs on a season-high tying three hits Aug. 24 against San Francisco without retiring a batter...it was just the fourth time in his career he did not retire a batter in an outing, the first since Aug. 13, 2016 against Atlanta...did not allow a run in 13 of his final 15 appearances beginning Aug. 27...had a 1.04 ERA and .089 opponents batting average over that span...finished August with a 4.26 ERA, his highest single-month mark in 2019...then compiled a 1.46 ERA and .122 opponents batting average in 12 appearances in September...now has a 1.14 ERA (3 er in 23.2 ip) in 23 appearances in September in his two seasons with the A's...made his 400th career appearance Sept. 1 at New York (AL) and tossed 1.0 scoreless inning...matched his season high with four strikeouts Sept. 18 against Kansas City...pitched 2.2 innings in the AL Wild Card game against Tampa Bay on Oct. 2 and allowed a run on two hits...it was his fifth career postseason appearance, his first since 2014 when he appeared in four games for San Francisco.

## CAREER

**2018**—Pitched in a team-leading 74 games in his first season in Oakland and was 7-3 with a 3.00 ERA and .221 opponents batting average...the wins were a career high...his games pitched ranked third in the American League and tied for 10th in Oakland history...tossed 93.0 innings, which ranked fourth on the A's and were second most by an AL reliever to the Rays Ryan Yarbrough (118.2)...they were the most by an Oakland reliever since Justin Duchscherer had 96.1 in 2004...had a 4.66 ERA and .305 opponents batting average over his first 17 games through May 9...then went 7-3 with a 2.57 ERA and .195 opponents batting average over his final 57 contests...tied for sixth among AL relievers in wins...walked just 18 batters in 93.0 innings and his average of 1.74 walks per nine innings ranked seventh lowest...had the fifth-lowest opponents on-base percentage (.256)...was charged with just one wild pitch...however, had the third-most extra base hits (31), tied for third in home runs (13) and ranked fifth in hits (76)...had four intentional walks, which tied for seventh among all AL pitchers...his opponents batting average included a .183 mark against left-handed hitters compared to .251 against right-handers...11 of the 13 home runs he allowed were solo shots...opponents hit .190 with runners in scoring position, including .103 with RISP and two outs...allowed a .139 batting average with two outs overall...first batters faced hit .260 but he issued just one walk for a .270 on-base percentage...allowed 14-of-31 (45.2%) inherited runners to score...the percentage was third highest in the AL after stranding all 20 of his inherited runners in 2017...had a 1.77 ERA in 17 games when pitching on no days rest, a 3.34 ERA in his other 57 outings...compiled a 2.36 ERA on the road, 3.74 at home...logged a 2.53 ERA at night, a 3.63 ERA during the day...combined for a 4.13 ERA when pitching in the eighth and ninth innings compared to 2.61 in all others innings...posted a .267 opponents batting average over his first 15 pitches in a game, .109 after that...tossed the sixth-most pitches among AL relievers (1316) but ranked third in fewest pitches per inning (14.2)...tied for first in most sacrifice flies allowed (5)...logged more than one inning in 28 of his 74 appearances, including 19 outings of two or more innings...pitched in three of the first four games of the season against Los Angeles (AL) and did not allow a run (3.1 ip)...stranded his first inherited runner on March 30 but then allowed two inherited runners to score April 1, snapping a streak of 32 consecutive

inherited runners stranded...prior to that, had not allowed an inherited runner to score since May 8, 2016 at Chicago (NL)...had a 3.00 ERA in 10 games when he was placed on the family medical emergency list April 17...was reinstated April 21 and pitched in two games (2.1 ip, 1 h, 1 so) before going on the bereavement list April 24...was reinstated April 27 and allowed seven runs on 11 hits in 5.0 innings over his first five games (10.80 ERA)...then logged a 1.53 ERA and .177 opponents batting average over his next 11 contests...walked a season-high three batters in 2.0 innings May 5 against Baltimore, his only outing with more than one walk...also struck out a season-high four batters, his first of three four-strikeout games (May 24 vs. Seattle, Aug. 22 vs. Texas)...tossed a season-high 3.0 innings May 24 against Seattle and did not allow a run...pitched at least 2.0 innings in five consecutive games from July 6 to 14 as part of a season-high 11.2-inning scoreless streak from July 6 to 20...had a 1.25 ERA and .139 opponents batting average over a 14-game span from July 6 to Aug. 5...tossed 2.1 scoreless innings for the win July 12 at Houston in his 300th career appearance...was credited with three wins over a four-game stretch from July 12 to 21...logged a 2.25 ERA and .174 opponents batting average in 13 relief appearances in July...struck out 22 and walked just three in 20.0 innings while compiling a 3-0 record...did not allow a run in 12 of his final 13 contests beginning Aug. 27...had a 0.69 ERA and .178 opponents batting average over that stretch...compiled a 0.79 ERA in September, which was his lowest single-month ERA since posting a 0.63 ERA in August of 2014...was on the A's roster for the Wild Card game but did not pitch.

**2017**—Signed a minor league deal with Los Angeles (AL) Feb. 15, made the Angels Opening Day roster and spent the entire season in the majors...appeared in 60 games and went 5-2 with a career-high four saves and a 2.76 ERA...also had career lows in opponents slugging percentage (.321) and OPS (.571)...struck out 101 batters in 91.1 innings (9.95 per nine innings) and walked just 18 (1.77 per nine innings) for a strikeout-to-walk ratio of 5.61...made one start and his 87.1 innings pitched in relief were the most among Major League relievers...tied for sixth among American League relievers in strikeouts (96)...stranded all 20 of his inherited runners, which were the most in the majors among pitchers with no inherited runners scored...they tied for the most by any AL pitcher with no inherited runners scored dating back to 1974 (Shane Greene, DET 2016) and tied for second most by any ML pitcher (22, Randy Meyers, TOR-SD in 1998)...first batters faced were 8-for-58 (.138) with no walks...had the lowest first batter faced on-base percentage in the majors...ranked third in the AL in first-batter OPS (.379) and tied for seventh in batting...the on-base percentage was the lowest by an Angels reliever dating back to 1974, the OPS was fourth lowest and the batting average was sixth lowest...his opponents batting average included a .186 mark against right-handed hitters compared to .237 against left-handers...issued 13 of his 18 walks to lefties for a .307 on-base percentage (.205 vs. righties)...opponents went 2-for-24 (.083) with runners in scoring position and two outs...yielded a .150 average with two strikes...logged a 1.03 ERA during the day...posted a 1.00 ERA in five interleague appearances...ranked second among AL relievers in pitches thrown (1299)...tossed at least one inning in 55 of his 59 relief appearances, including two or more 22 times...made one start for Venezuela in the World Baseball Classic on March 12 against Mexico and took the loss (2.0 ip, 3 h, 5 r, 5 er, 2 bb, 0 so)...tossed 3.0 innings of relief April 21 against Toronto, his longest outing of 2017 as a reliever (also May 16 vs. Chicago-AL and July 25 at Cleveland)...logged 3.0 innings of relief in the Angels 7-6, 11-inning win over Chicago (AL) on May 16 for his first win of the season...that began a career-high five-game winning streak that ran through Sept. 15...did not allow a run in 12 of 14 games from May 23 to June 28 (1.86 ERA)...finished May with a 1.47 ERA and .148 opponents batting average in 10 appearances...was credited with his first save of the season June 25 at Boston when he tossed 2.0 scoreless innings in the Angels 4-2 win...compiled a 0.79 ERA over a 21-game span from July 21 to Sept. 16...made his only start of the season July 29 at Toronto and had a no decision in a 6-5 Angels win...tossed a season-high 4.0 innings, allowed one unearned run and struck out a season-high five batters (3 h, 0 bb)...it came on three days rest as he tossed 3.0 scoreless innings of relief in his previous outing July 25 at Cleveland...had a career-high 17.0-inning scoreless streak from Aug. 20 to Sept. 20...posted a 1.76 ERA in 11 games in August...struck out a season-high tying five batters in 2.0 scoreless innings of relief Sept. 8 at Seattle.

**2016**—Signed with Washington as a free agent and went 3-5 with a save, a 4.50 ERA and .272 opponents batting average in 36 games, including one start, in his only season with the Nationals...had a .698 OPS against right-handed hitters, .925 against left-handers...had a 2.62 ERA and

.245 opponents batting average in 22 games before the All-Star Break...allowed 2-of-14 (14.3%) inherited runners to score...logged a 1.74 ERA and .118 opponents batting average in five inter-league appearances...tossed more than one inning in 22 of his 35 relief appearances, including two or more 13 times...logged a season-high 4.2 innings of relief and struck out a season-high six April 24 against Minnesota...finished April with a 2.77 ERA and .178 opponents batting average in five appearances and then posted a 2.08 ERA in eight games in May...was credited with his only save of the season June 17 at San Diego when he tossed a scoreless ninth inning in the Nationals 7-5 win...then made his only start three days later on June 20 at Los Angeles (NL)...was the losing pitcher in a 4-1 loss (6.0 ip, 5 h, 3 r, 3 er, 1 bb, 5 so).

**2015**—In his fourth season with San Francisco, was used as the Giants long reliever and appeared in 42 games...pitched two or more innings in 20 of his 41 relief appearances...made one start, May 23 at Colorado...opponents hit .211 off him with runners in scoring position...relieved Tim Lincecum May 8 at Miami and tossed 3.0 scoreless, no-hit innings to earn his first career save in the Giants 6-0 win...according to the *Elias Sports Bureau*, no Giants pitcher had picked up a save by throwing 3.0-scoreless innings without allowing a hit since Jeff Brantley in 1991.

**2014**—Went 5-5 with a 3.69 ERA in 39 games, including 12 starts...went 3-4 with a 5.03 ERA in his 12 starts...was 2-1 with a 1.84 ERA in 27 appearances out of the bullpen...established career-highs in innings (117.0) and strikeouts (133)...ranked sixth in the majors in strikeouts per nine innings (10.23) among pitchers with at least 100.0 innings pitched...ranked eighth with a 6.05 strikeout-to-walk ratio...established a Major League record for consecutive batters retired in a single season, retiring 46 consecutive batters over eight appearances (six in relief) from July 22 to Aug. 28...his streak was broken up by the Rockies Jordan Lyles, who doubled to left field with two outs in the third inning...tossed his second career complete game Sept. 9 against Arizona...faced 70 consecutive batters without going to a three-ball count from Sept. 2-20...went 3-0 with a 1.42 ERA in four relief appearances during the postseason...was the first relief pitcher to have three relief wins each consisting of at least 3.0 scoreless innings in a single postseason...earned the win with 6.0 scoreless innings of relief, striking out seven in the Giants 18-inning, Game 2 Division Series win at Washington...singled in the fourth inning of Game 4 of the World Series to become the first relief pitcher to collect a hit in a World Series game since Toronto's Al Leiter in Game 4 of the 1993 World Series against Philadelphia.

**2013**—Spent the majority of the season with Triple-A Fresno, going 5-6 with a 4.52 ERA in 15 starts...struck out 91 batters in 87.2 innings...had his contract selected July 23 and went 4-1 with a 3.56 ERA in eight games (seven starts) over two stints for San Francisco...nearly turned in a historic performance Sept. 6 against Arizona, when he came within one out of tossing the 24th perfect game in Major League history before Eric Chavez singled to right field...became just the 12th player in Major League history to lose a perfect game with two outs in the ninth inning...it was his first career shutout (1 h, 0 bb, 7 so)...recorded a career-best 10 strikeouts in his start on Sept. 1 at Arizona in the Giants 8-2 victory.

**2012**—Made 28 starts for Triple-A Fresno, going 7-7 with a 3.46 ERA...struck out 153 batters in 166.2 innings...was named Pacific Coast League Pitcher of the Week for the week of May 29...had his contract selected by the Giants on Sept. 7...returned to the big leagues for the first time since 2009...made one start for San Francisco, Sept. 23 against San Diego (4.2 ip, 7 h, 2 r, 2 er, 4 bb, 1 so).

**2011**—Played for Guerreros de Oaxaca in the Mexican League, going 1-2 with a 4.17 ERA in seven games, including six starts.

**2010**—Spent the season with Triple-A Tacoma in Seattle's chain...went 4-2 with a 4.85 ERA in 24 games, including six starts.

**2009**—Went 3-10 with a 5.82 ERA in 23 games, including 17 starts, for the Arizona Diamondbacks...battled a strained right shoulder that landed him on the disabled list from May 9 to July 4...allowed one hit in career-high 8.0 innings Aug. 4 at Pittsburgh...had no-hitter broken up in the eighth inning...tallied 14.0 consecutive scoreless innings in back-to-back starts, July 29 against Philadelphia (6.0 ip) and August 4 at Pittsburgh (8.0 ip).

**2008**—Made first career Opening Day roster with Arizona before being sent to Triple-A Tucson on April 27...made 11 starts for the Sidewinders before being recalled June 27 and remained in the majors for the rest of the season...went 3-5 with a 4.31 ERA in 19 games, eight starts, for the D-backs...won back-to-back starts for the first time in his career on Aug. 16 at Houston and Aug. 23 against Florida...held opposing batters to a .216 average, including a .213 average as a starter.

**2007**—Began the season with Triple-A Tucson before being recalled to the big leagues on April 22...made his D-backs debut that night at San Francisco (7.0 ip, 4 h, 2 r, 2 er, 5 so)...was sent to Tucson before being recalled for good on Aug. 19...made 10 starts for Arizona and appeared in four games as a reliever for the D-backs, going 1-0 with a 1.50 ERA.

**2006**—Opened the season with Triple-A Albuquerque before being recalled by Florida on May 13...made his Major League debut a day later, May 14 at Pittsburgh, recording two strikeouts in 1.0 inning of work...earned his first ML win, July 5 at Washington (6.0 ip, 11 h, 5 r, 5 er, 2 so)...also notched his first ML hit and RBI that day...would appear in 15 games, making one start during his rookie season.

**2005**—Was named an Eastern League Midseason All-Star with Double-A Binghamton...finished second in the EL in ERA (2.91)...pitched for the World Team in the Futures game at Detroit July 10... following the season, pitched for Magallanes in the Venezuelan Winter League, going 5-1 with a save and a 2.01 ERA in nine games, including eight starts.

**2004**—Finished second among all Minor League pitchers with 200 strikeouts and was first in strikeouts per nine innings (12.9)...received the Sterling Organizational Pitcher of the Year Award as top pitcher in the Mets organization...selected to the South Atlantic League All-Star Game... pitched 0.2 scoreless innings for the World Team at the 2004 Futures Game on July 11 in Houston...was 4-3 with a 2.15 ERA in 11 starts for Magallanes in the Venezuelan Winter League.

**2003**—Finished third in the Appalachian League in strikeouts (65), fourth in strikeouts per nine innings (9.44) and fifth in ERA (2.32)...named Appalachian League Pitcher of the Week for July 14-20.

**2002**—Made his professional debut in the Venezuelan Summer League and went 3-5 with a 2.43 ERA in 12 games, including 11 starts, for the Mets.

## PERSONAL/MISCELLANEOUS

Yusmeiro Alberto Petit was originally signed by Mets scout Gregorio Machado...is married, Ruth, and has a child, Valeria...played in the Japan All-Star Series following the 2018 season...at age 10, played second base for Maracaibo in the 1994 Little League World Series, helping Venezuela earn its first championship title...graduated from U.E. Andres Bello in Venezuela.

## A'S CONTRACT STATUS

**Through 2019 (37):** C Austin Allen, OF Luis Barrera, IF Franklin Barreto, RHP Chris Bassitt, RHP Paul Blackburn, OF Skye Bolt, OF Seth Brown, IF Mark Canha, 3B Matt Chapman, RHP Mike Fiers, OF Dustin Fowler, RHP Daniel Gossett, OF Robbie Grossman, C Jonah Heim, RHP Liam Hendriks, RHP Grant Holmes, RHP Daulton Jefferies, RHP James Kaprielian, IF Tony Kemp, OF Ramón Laureano, LHP Jesús Luzardo, IF Vimalael Machin, LHP Sean Manaea, IF Jorge Mateo, LHP T.J. McFarland, RHP Daniel Mengden, RHP Frankie Montas, C Sean Murphy, IF Sheldon Neuse, 1B Matt Olson, RHP Yusmeiro Petit, IF Chad Pinder, LHP A.J. Puk, SS Marcus Semien, RHP Joakim Soria, RHP Lou Trivino, RHP JB Wendelken

**Through 2021 (2):** DH Khris Davis, LHP Jake Diekman (includes club option for 2022)

**Through 2022 (1):** OF Stephen Piscotty (includes club option for 2023)



## LIFETIME PITCHING RECORD

| Year                       | Club             | W         | L         | ERA         | G          | GS        | CG       | SHO      | SV       | IP           | H          | R          | ER         | HR         | HB       | BB         | IBB       | SO         | WP        | BK       |
|----------------------------|------------------|-----------|-----------|-------------|------------|-----------|----------|----------|----------|--------------|------------|------------|------------|------------|----------|------------|-----------|------------|-----------|----------|
| 2002                       | VSL Mets         | 3         | 5         | 2.43        | 12         | 11        | 0        | 0        | 0        | 55.2         | 53         | 25         | 15         | 1          | 2        | 16         | —         | 62         | 2         | 0        |
| 2003                       | Kingsport        | 3         | 3         | 2.32        | 12         | 12        | 0        | 0        | 0        | 62.0         | 47         | 19         | 16         | 2          | 4        | 8          | 0         | 65         | 1         | 0        |
|                            | Brooklyn         | 1         | 0         | 2.19        | 2          | 2         | 0        | 0        | 0        | 12.1         | 5          | 3          | 3          | 0          | 1        | 2          | 0         | 20         | 0         | 0        |
| 2004                       | Capital City     | 9         | 2         | 2.39        | 15         | 15        | 0        | 0        | 0        | 83.0         | 47         | 29         | 22         | 8          | 4        | 22         | 0         | 122        | 4         | 0        |
|                            | St. Lucie        | 2         | 3         | 1.22        | 9          | 9         | 1        | 1        | 0        | 44.1         | 27         | 9          | 6          | 0          | 3        | 14         | 1         | 62         | 0         | 1        |
|                            | Binghamton       | 1         | 1         | 4.50        | 2          | 2         | 0        | 0        | 0        | 12.0         | 10         | 6          | 6          | 0          | 0        | 5          | 0         | 16         | 0         | 0        |
| 2005                       | Binghamton       | 9         | 3         | 2.91        | 21         | 21        | 2        | 0        | 0        | 117.2        | 90         | 41         | 38         | 15         | 2        | 18         | 1         | 130        | 0         | 0        |
|                            | Norfolk          | 0         | 3         | 9.20        | 3          | 3         | 0        | 0        | 0        | 14.2         | 24         | 16         | 15         | 5          | 0        | 6          | 0         | 14         | 0         | 0        |
| 2006                       | Albuquerque      | 4         | 6         | 4.28        | 17         | 17        | 0        | 0        | 0        | 96.2         | 101        | 53         | 46         | 14         | 1        | 20         | 1         | 68         | 2         | 0        |
|                            | FLORIDA          | 1         | 1         | 9.57        | 15         | 1         | 0        | 0        | 0        | 26.1         | 46         | 28         | 28         | 7          | 0        | 9          | 1         | 20         | 0         | 0        |
| 2007                       | Tucson           | 8         | 4         | 4.04        | 17         | 17        | 0        | 0        | 0        | 93.2         | 83         | 47         | 42         | 11         | 1        | 38         | 0         | 60         | 5         | 1        |
|                            | ARIZONA          | 3         | 4         | 4.58        | 14         | 10        | 0        | 0        | 0        | 57.0         | 58         | 30         | 29         | 12         | 0        | 18         | 1         | 40         | 0         | 1        |
| 2008                       | ARIZONA          | 3         | 5         | 4.31        | 19         | 8         | 0        | 0        | 0        | 56.1         | 45         | 29         | 27         | 12         | 1        | 14         | 2         | 42         | 3         | 1        |
|                            | Tucson           | 3         | 3         | 4.80        | 11         | 11        | 0        | 0        | 0        | 60.0         | 64         | 34         | 32         | 7          | 0        | 8          | 0         | 67         | 2         | 0        |
| 2009                       | ARIZONA          | 3         | 10        | 5.82        | 23         | 17        | 0        | 0        | 0        | 89.2         | 102        | 62         | 58         | 19         | 0        | 34         | 1         | 74         | 3         | 0        |
|                            | Reno             | 0         | 1         | 6.89        | 5          | 5         | 0        | 0        | 0        | 15.2         | 21         | 13         | 12         | 4          | 0        | 5          | 0         | 13         | 0         | 0        |
| 2010                       | Tacoma           | 4         | 2         | 4.85        | 24         | 6         | 0        | 0        | 0        | 59.1         | 54         | 36         | 32         | 9          | 1        | 16         | 0         | 55         | 2         | 0        |
| 2011                       | Oaxaca (Mexico)  | 1         | 2         | 4.17        | 7          | 6         | 0        | 0        | 0        | 36.2         | 33         | 18         | 17         | 3          | 0        | 5          | 0         | 28         | 0         | 0        |
| 2012                       | Fresno           | 7         | 7         | 3.46        | 28         | 28        | 1        | 0        | 0        | 166.2        | 178        | 88         | 64         | 14         | 1        | 36         | 0         | 153        | 3         | 1        |
|                            | SAN FRANCISCO    | 0         | 0         | 3.86        | 1          | 1         | 0        | 0        | 0        | 4.2          | 7          | 2          | 2          | 0          | 0        | 4          | 0         | 1          | 1         | 0        |
| 2013                       | Fresno           | 5         | 6         | 4.52        | 15         | 15        | 1        | 0        | 0        | 87.2         | 92         | 45         | 44         | 16         | 0        | 13         | 0         | 91         | 1         | 0        |
|                            | AZL Giants       | 1         | 0         | 1.80        | 1          | 1         | 0        | 0        | 0        | 5.0          | 3          | 1          | 1          | 0          | 0        | 0          | 0         | 8          | 0         | 0        |
|                            | SAN FRANCISCO    | 4         | 1         | 3.56        | 8          | 7         | 1        | 1        | 0        | 48.0         | 46         | 19         | 19         | 4          | 0        | 11         | 1         | 47         | 0         | 0        |
| 2014                       | SAN FRANCISCO    | 5         | 5         | 3.69        | 39         | 12        | 1        | 0        | 0        | 117.0        | 97         | 51         | 48         | 12         | 1        | 22         | 5         | 133        | 0         | 0        |
| 2015                       | SAN FRANCISCO    | 1         | 1         | 3.67        | 42         | 1         | 0        | 0        | 1        | 76.0         | 75         | 32         | 31         | 11         | 1        | 15         | 2         | 59         | 3         | 0        |
| 2016                       | WASHINGTON       | 3         | 5         | 4.50        | 36         | 1         | 0        | 0        | 1        | 62.0         | 67         | 33         | 31         | 12         | 0        | 15         | 3         | 49         | 3         | 1        |
| 2017                       | LOS ANGELES (AL) | 5         | 2         | 2.76        | 60         | 1         | 0        | 0        | 4        | 91.1         | 69         | 32         | 28         | 9          | 1        | 18         | 4         | 101        | 0         | 0        |
| 2018                       | OAKLAND          | 7         | 3         | 3.00        | 74         | 0         | 0        | 0        | 0        | 93.0         | 76         | 32         | 31         | 13         | 0        | 18         | 4         | 76         | 1         | 0        |
| 2019                       | OAKLAND          | 5         | 3         | 2.71        | 80         | 0         | 0        | 0        | 0        | 83.0         | 57         | 25         | 25         | 11         | 0        | 10         | 0         | 71         | 2         | 0        |
| <b>Major League Totals</b> |                  | <b>40</b> | <b>40</b> | <b>3.99</b> | <b>411</b> | <b>59</b> | <b>2</b> | <b>1</b> | <b>6</b> | <b>804.1</b> | <b>745</b> | <b>375</b> | <b>357</b> | <b>122</b> | <b>4</b> | <b>188</b> | <b>24</b> | <b>713</b> | <b>16</b> | <b>3</b> |

## CAREER TRANSACTIONS

**2001** — Signed by the New York Mets organization as a non-drafted free agent, November 15. **2005** — Traded to the Florida Marlins with infielder Grant Psoomas and first baseman Mike Jacobs for first baseman Carlos Delgado and cash considerations, November 24. **2007** — Traded to the Arizona Diamondbacks for pitcher Jorge Julio and cash considerations, March 27. **2009** — On the disabled list, May 9 to July 3; included rehabilitation assignment to Reno, June 8 to July 3. Claimed off waivers by the Seattle Mariners, November 4. **2010** — Released, March 17; re-signed by Seattle to a minor league contract, March 21. Elected free agency, November 6; re-signed by Seattle to a minor league contract, November 16. **2011** — Released, May 1. Signed by the San Francisco Giants to a minor league contract, November 28. **2015** — Granted free agency (contract non-tender), December 2; signed by the Washington Nationals, December 14. **2016** — Elected free agency, November 3. **2017** — Signed by the Los Angeles Angels to a minor league contract, February 15. Elected free agency, November 2; signed by the Oakland Athletics, December 7. **2018** — On the family medical emergency list, April 17 to 20. On the bereavement list, April 24 to 26.

## WILD CARD RECORD

| Year | Club/Opp.   | W | L | ERA  | G | GS | CG | SHO | SV | IP                          | H | R | ER | HR | HB | BB | IBB | SO | WP | BK |
|------|-------------|---|---|------|---|----|----|-----|----|-----------------------------|---|---|----|----|----|----|-----|----|----|----|
| 2018 | OAK vs. NYY |   |   |      |   |    |    |     |    |                             |   |   |    |    |    |    |     |    |    |    |
|      |             |   |   |      |   |    |    |     |    | (On roster — did not pitch) |   |   |    |    |    |    |     |    |    |    |
| 2019 | OAK vs. TB  | 0 | 0 | 3.38 | 1 | 0  | 0  | 0   | 0  | 2.2                         | 2 | 1 | 1  | 1  | 0  | 0  | 0   | 2  | 0  | 0  |

## DIVISION SERIES PITCHING RECORD

| Year | Club/Opp.  | W | L | ERA  | G | GS | CG | SHO | SV | IP  | H | R | ER | HR | HB | BB | IBB | SO | WP | BK |
|------|------------|---|---|------|---|----|----|-----|----|-----|---|---|----|----|----|----|-----|----|----|----|
| 2014 | SF vs. WAS | 1 | 0 | 0.00 | 1 | 0  | 0  | 0   | 0  | 6.0 | 1 | 0 | 0  | 0  | 0  | 3  | 1   | 7  | 0  | 0  |

## LEAGUE CHAMPIONSHIP SERIES PITCHING RECORD

| Year | Club/Opp.  | W | L | ERA  | G | GS | CG | SHO | SV | IP  | H | R | ER | HR | HB | BB | IBB | SO | WP | BK |
|------|------------|---|---|------|---|----|----|-----|----|-----|---|---|----|----|----|----|-----|----|----|----|
| 2014 | SF vs. STL | 1 | 0 | 0.00 | 1 | 0  | 0  | 0   | 0  | 3.0 | 1 | 0 | 0  | 0  | 0  | 1  | 0   | 4  | 0  | 0  |

## WORLD SERIES PITCHING RECORD

| Year | Club/Opp. | W | L | ERA  | G | GS | CG | SHO | SV | IP  | H | R | ER | HR | HB | BB | IBB | SO | WP | BK |
|------|-----------|---|---|------|---|----|----|-----|----|-----|---|---|----|----|----|----|-----|----|----|----|
| 2014 | SF vs. KC | 1 | 0 | 4.91 | 2 | 0  | 0  | 0   | 0  | 3.2 | 5 | 2 | 2  | 0  | 0  | 0  | 0   | 2  | 1  | 0  |

## WORLD BASEBALL CLASSIC PITCHING RECORD

| Year | Club      | W | L | ERA   | G | GS | CG | SHO | SV | IP  | H | R | ER | HR | HB | BB | IBB | SO | WP | BK |
|------|-----------|---|---|-------|---|----|----|-----|----|-----|---|---|----|----|----|----|-----|----|----|----|
| 2017 | Venezuela | 0 | 1 | 22.50 | 1 | 1  | 0  | 0   | 0  | 2.0 | 3 | 5 | 5  | 1  | 0  | 2  | 0   | 0  | 0  | 0  |

## PETIT'S CAREER BESTS

**Low Hit Complete Game:** 1 September 6, 2013 vs. Arizona

**Innings Pitched:** 9.0 (twice), last: September 9, 2014 vs. Arizona. As reliever: 5.1, July 23, 2013 vs. Cincinnati


**Strikeouts:** 10, September 1, 2013 at Arizona. As reliever: 7, July 23, 2013 vs. Cincinnati

**Pitches:** 108, August 4, 2009 at Pittsburgh

**Longest Winning Streak:** 5, May 16 to September 15, 2017

**Longest Losing Streak:** 7, September 2, 2008 to July 24, 2009

**Longest Scoreless Streak:** 17.0, August 20 to September 20, 2017

**INFIELDER/OUTFIELDER****Height/Weight:** 6-2 / 210**Birthdate:** March 29, 1992**Birthplace/Resides:** Richmond, Virginia / Mt. Pleasant, South Carolina**Major League Service:** 3 years, 47 days**Obtained:** Selected in the Competitive Balance Round B of the 2013 First-Year Player Draft**Contract Status:** First year of a one-year contract through 2020**Bats/Throws:** Right / Right**Opening Day Age:** 27**CAREER HIGHLIGHTS**

The utility player has played every position in his career except pitcher and catcher...became the first player in Oakland history to start at least one game at seven different positions in 2018 and then did it again in 2019...was the first rookie in Oakland history to start at least one game at six different positions in 2017...had never played the outfield prior to 2017...in his big league career, he has played 112 games in left field, 78 in right field, 71 at second base, 35 at shortstop, 33 at third base, 16 in center field and three at first base...is a .245 career hitter with 42 home runs and 120 RBI in 343 games over four seasons with the A's...was named Texas League Player of the Year and the A's Organizational Hitter of the Year in 2015 at Midland...played in the Arizona Fall League in 2015 and was named to the AFL Top Prospects Team...was rated as the A's seventh-best prospect by *Baseball America* following the 2015 and 2016 seasons.

**2019 HIGHLIGHTS**

Spent the entire season on the active roster for the first time in his career and batted .240 with 13 home runs and 47 RBI in 124 games...had career highs in runs (45), hits (82), doubles (21), RBI, extra base hits (34), games and at bats (341)...started at least one game at seven different positions for the second consecutive season (38 in left field, 22 in right field, 12 at second base, eight at third base, one in center field, one at first base and one at designated hitter)...is the only player in Oakland history to start at least one game at seven positions in one season...also appeared in three games at shortstop and the only positions he didn't play were pitcher and catcher...committed two errors in 21 games at second base, two in 17 games at third and one in 34 games in right field...was also 5-for-23 (.217) with two home runs and six RBI as a pinch hitter...led American League pinch hitters in plate appearances (26), tied for the lead in home runs and tied for third in hits and RBI...is now 12-for-59 (.203) with two home runs and eight RBI in the pinch in his career...hit .253 (41-for-163) with seven home runs, 27 RBI and a .748 OPS against left-handed pitchers compared to .230 (41-for-178) with six home runs, 20 RBI and a .667 OPS against right-handers...had a .238 batting average with a .702 OPS at home, .242 with a .710 OPS on the road...batted .210 with the bases empty, .275 with nine of his 13 home runs with runners on base...went 0-for-13 with a walk and a RBI with the bases loaded and is 1-for-32 (.031) with six RBI and 18 strikeouts with the bases loaded in his career...had eight home runs and 27 RBI in 64 games before the All-Star Break, five home runs and 20 RBI in 60 games after the break...now has 27 home runs and 74 RBI in 176 career games before the break, 15 home runs and 46 RBI in 167 games after the break...batted .214 with three home runs and 20 RBI in 57 games against AL West teams, .268 with 10 home runs and 27 RBI in 67 games against all other competition...averaged 4.20 plate appearances per strikeout, which was the best mark of his career...started games at every spot in the order except first and fourth.

**OAKLAND:** Made his first career Opening Day start on March 20 against Seattle in Tokyo and went 2-for-4 as the A's left fielder...also started the next day in left and went 1-for-2...had three straight multiple hit games April 9-11 and April 22-24...had his first career game-ending RBI April 24 against Texas, a RBI single in the bottom of the ninth inning...was hitting .320 with three home runs and 11 RBI over his first 24 games through April 24...then went 6-for-36 (.167) with three doubles and one RBI over his next 13 contests...batted .306 with three home runs and 10 RBI in 23 games in April...it was the fourth time he hit .300 in a month in his career, the second time in April...is a .305 career hitter in April, which is his best mark for any month of the season...

homered in back-to-back games on May 17 and 18 at Detroit...went 1-for-3 the next day against the Tigers in a game that was suspended in the bottom of the seventh inning...hit a two-run home run in the ninth inning when play resumed in Oakland on Sept. 6, giving him a home run in three consecutive games for the first time in his career...grounded into his first double play of the season May 18 at Detroit, snapping a career-high 86-game streak without a GIDP dating back to June 29, 2018...hit .192 over a 26-game span from May 22 to July 13...snapped a 0-for-12 streak as a pinch hitter June 18 against Baltimore with his first career pinch home run...it was his first pinch hit since Sept. 9, 2018...added a second pinch homer Aug. 3 against St. Louis...finished June with a .208 batting average and the hit .196 in July...had a career-high eight-game hitting streak from Aug. 1 to 11...went 9-for-20 (.450) with three doubles, three home runs and seven RBI during the streak...the streak also represented a career-high eight-game reaching base streak and he had an extra base hit in four straight games from Aug. 7-11, which was the best streak of his career...went 0-for-4 with four strikeouts Aug. 13 at San Francisco...it was his first career four-strikeout game...it began a 20-game stretch from Aug. 13 to Sept. 7 where he went 4-for-45 (.089) with a double and two RBI...then hit .283 over his final 15 contests...was on the A's AL Wild Card roster for the second consecutive year but did not play for the second straight year.

## CAREER

**2018**—Batted .258 with 13 home runs and 27 RBI in 110 games in a season interrupted by two stints on the disabled list...the average was a career high as was his .332 on-base percentage and .769 OPS...became the first player in Oakland history to start at least one game at seven different positions (49 in left field, 13 at second base, five in right field, four at third base, three at shortstop, two in center field and one at first base)...hit .289 with an .835 OPS against left-handed pitchers, .233 with a .713 OPS against righties...nine of his 13 home runs came with the bases empty...went 9-for-66 (.136) with runners in scoring position, 3-for-32 (.094) with RISP and two outs and 1-for-14 (.071) with a grand slam with the bases loaded...the mark with RISP was third lowest in the AL among players with at least 70 plate appearances with RISP...had 10 home runs and 22 RBI in 65 games before the All-Star Break...then had three home runs and five RBI in 45 games after the break...batted .311 with a .378 on-base percentage when leading off an inning...hit .456 with six doubles, a triple, six home runs and 12 RBI (.912 slugging percentage) when putting the first pitch in play...had a .311 average with no outs, a .229 average with one or two outs...batted .325 in interleague play, .248 against the American League...went 2-for-27 (.074) in the ninth inning...committed six errors, including two in 73 games in the outfield, two in three games at shortstop and two in 16 games at third base...went 3-for-19 (.158) with a RBI, three walks and eight strikeouts as a pinch hitter...tied for third among AL pinch hitters in strikeouts and tied for fourth in plate appearances (22)...started games in every spot in the batting order except third and fourth...hit eighth 22 times and second 21 times...was on the A's Opening Day roster and went 4-for-13 (.308) with a home run and RBI in four games before he was placed on the 10-day disabled list April 7 retroactive to April 6 with a hyperextended left knee...went 2-for-7 (.286) with a run, double, home run, RBI, walk and strikeout on a two-game rehab assignment with Single-A Stockton on April 14 and 15 and was reinstated from the DL April 16...hit .303 (20-for-66) with four home runs and 11 RBI over a 23-game stretch from April 22 to May 26...made his first Major League appearance at third base May 7 against Houston and his first start at that position May 18 at Toronto...hit his first career grand slam May 19 at Toronto...it was his second career four-RBI game (Sept. 9, 2017 vs. Houston, 2nd game)...started a season-high eight consecutive games from May 25-June 1 (four in left field, three at shortstop, one at second base) and went 5-for-28 (.179) over that stretch...went 16-for-46 (.348) with four home runs and nine RBI over a 15-game stretch from June 26 to July 23...had a season-high seven-game hitting streak from July 11 to 23 (10-for-25, .400)...was placed on the 10-day disabled list July 29 retroactive to July 28 with a left elbow laceration...did not have a rehab assignment before he was reinstated from the DL Aug. 7...hit .323 over his final 28 contests beginning Aug. 22...homered Sept. 8 against Texas to snap a career-high 29-game homerless streak...it was his first home run since July 13 at San Francisco...hit three home runs over a 13-game stretch from Sept. 8 to 26...made his professional debut at first base with a start on Sept. 29 at Los Angeles (AL)...batted .286 in 20 games in September...was on the A's Wild Card roster but did not play.

**2017**—The A's rookie utility player batted .238 with 15 home runs and 42 RBI in 87 games...ranked ninth among American League rookies in home runs and RBI and 10th in extra base hits

(31)...started 28 games in right field, 18 at shortstop, 13 at second base, seven at designated hitter, four in center field and two in left field to become the first rookie in Oakland history to start at least one game at six different positions...the last A's rookie to start a game at five positions prior to him was Luis Quinones in 1983...entered the season with no professional experience in the outfield...had 92 strikeouts and 18 walks in 309 plate appearances...based on a minimum of 300 plate appearances, he had the seventh fewest plate appearances per strikeout in Oakland history (3.36) and the 10th highest strikeout-to-walk ratio (5.11)...batted .247 against left-handed pitching compared to .234 with 12 of his 15 home runs against right-handers...hit .221 with 10 of his 15 home runs and 28 of his 42 RBI at home but had a .255 batting average on the road...had 11 home runs and 27 RBI in 37 day games...committed four errors in 22 games at shortstop (.952 fielding percentage) and one in 16 games at second base (.983)...also made one error in 35 games as a right fielder and had a .987 fielding percentage in 41 games overall in the outfield...batted .275 as an outfielder, .217 as an infielder and .190 as the designated hitter...started games at every spot in the batting order except leadoff and cleanup...saw his most action with 24 starts batting second...began the season at Triple-A Nashville and was batting .324 in nine games when he was promoted to Oakland April 16...hit .308 with six home runs and 13 RBI over a 20-game stretch from April 29 to May 31...made his professional debut in the outfield May 7 against Detroit with a start in right field...also stole the first base of his career in that game...had his first career two-homer game May 31 at Cleveland...finished May with a .304 batting average in 18 games...began June with a career-high 0-for-13 streak that he snapped with his eighth in-game double June 4 against Washington...started in right field June 15 against New York (AL) and moved to shortstop in the eighth inning...became the third player in Oakland history to play right field and shortstop in the same game...joins Tony Phillips (July 4, 1989 vs. Kansas City) and Bill Almon (six times from 1983-84)...did it again Aug. 21 at Baltimore...was batting .234 with nine home runs and 25 RBI in 47 games with the A's when he was placed on the disabled list June 24 with a strained left hamstring...went 5-for-27 (.185) on an eight-game rehab assignment with Nashville from July 18 to 30 and hit .266 with a home run and two RBI in 17 games overall with the Sounds...was reinstated from the DL July 31 and hit .241 with six home runs and 17 RBI over his final 40 games with the A's...made 28 of his 33 starts following his return in the outfield (24 in right field, four in center field, one in left field)...had his first career four-hit game Aug. 6 at Los Angeles (AL)...connected for his second career two-homer game Aug. 26 against Texas...had a career-high four RBI and his third career two-homer game in the second game of the Sept. 9 doubleheader against Houston...made all four of his starts in center field in consecutive games from Sept. 18-22.

**2016**—Made both his Triple-A and Major League debuts in 2016...hit .256 with 14 home runs and 51 RBI in 107 games with Nashville and .235 with a home run and four RBI in 22 games with Oakland...batted .152 over his first 12 games with the A's, .389 over his final 10 contests...made nine of his 12 starts against left-handed pitchers...hit .286 with his lone home run against lefties compared to .174 against righties...had a .333 batting average with runners on base...went 3-for-7 (.429) with a double and RBI as a pinch hitter...hit .375 with two outs...batted .188 against a pitcher the first time he saw him in a game, .316 after that...appeared in 13 games (nine starts) at second base and seven games (three starts) at shortstop...committed three errors as a second baseman (.914 fielding percentage) and none in 16 chances as a shortstop...was selected from Nashville Aug. 19 and made his debut with a start at second base the next day at Chicago (AL)...went 0-for-4...singled off José Quintana at Chicago (AL) on Aug. 21 for his first big league hit...had a RBI single in the third inning Aug. 23 against Cleveland for his first RBI...went 2-for-3 with a pair of doubles for his first multiple-hit game, Sept. 23 against Texas...hit his first home run Sept. 29 at Seattle, a solo shot off Ariel Miranda to lead off the sixth inning...was rated as the A's No. 7 prospect by *Baseball America* following the season...was a Pacific Coast League Mid-season All-Star...ranked eighth in the A's farm system in runs (72), tied for eighth in home runs (14) and ninth in slugging (.425)...had a .311 batting average, .414 on-base percentage and .568 slugging percentage when leading off an inning (.981 OPS)...slugged 10 of his 14 home runs on the road...committed 29 errors in 98 games at shortstop for a .931 fielding percentage...did not make an error in four games at second base...went 4-for-4 on May 14 against Fresno and May 19 against Sacramento...batted .352 with 30 runs scored over a 25-game stretch from May 22 to June 18...had a season-best 12-game hitting streak from May 22 to June 4 (21-for-54, .389)...had five home runs over an eight-game stretch from June 10-18...started at shortstop for the

Pacific Coast League All-Stars in the Triple-A All-Star Game against the International League in Charlotte, NC on July 13 and went 0-for-2...hit two home runs and drove in a season-high four runs July 16 at El Paso.

**2015**—Was named Texas League Player of the Year and the A's Organizational Hitter of the Year after batting .317 with 15 home runs and 86 RBI in 117 games with Double-A Midland...led the TL in RBI and total bases (232), ranked second in batting and slugging (.486), third in hits (151) and OPS (.847), tied for third in hit by pitches (8), fifth in doubles (32), tied for fifth in extra base hits (49), sixth in on-base percentage (.361), seventh in runs (71) and tied for eighth in home runs... was a TL Midseason and Postseason All-Star...led the A's farm system in batting, ranked second in RBI, third in slugging and total bases, fourth in hits, fifth in home runs, tied for fifth in extra base hits, sixth in doubles and on-base percentage and seventh in runs...batted .361 during the day, .352 against left-handed pitching, .332 after the All-Star Break, .327 with runners in scoring position and .324 on the road...had a .371 batting average in June, .336 in July and .333 in August... appeared exclusively at shortstop on defense and led TL shortstops in games (112), total chances (474), putouts (181), assists (267), double plays (61) and errors (26)...was 4-for-5 with a grand slam May 22 at Corpus Christi...it was his first of two grand slams (Aug. 5 against Frisco)...had an 18-game hitting streak from July 6 to 25, which tied for the longest hitting streak in the TL in 2015...went 30-for-73 (.411) with 19 RBI during the streak...batted .362 with 36 RBI while hitting safely in 34 of 35 games from July 6 to Aug. 13...had a 21-game road hitting streak from July 8 to Aug. 21, which was the longest in the TL (33-for-97, .340)...went 4-for-5 with a home run and a season-high five RBI July 25 against San Antonio...hit two home runs Aug. 4 against Frisco...went 2-for-13 (.154) with a double and RBI in three postseason games with the RockHounds before going on the disabled list Sept. 12 with a strained left hamstring...missed the remainder of the playoffs...played for Mesa in the Arizona Fall League following the season and hit .235 with four home runs and nine RBI in 13 games...tied for fourth in the AFL in home runs...had two home runs and four RBI in his first game Oct. 13 at Glendale...played in the AFL Fall Stars Game and was named to the AFL Top Prospects Team at second base...was rated as the A's seventh best prospect by *Baseball America* following the season.

**2014**—Spent his first full professional season at Single-A Stockton and hit .288 with 13 home runs and 55 RBI in 94 games...tied for eighth in the California League in doubles (32)...ranked fourth in the A's farm system in doubles, fifth in slugging (.489), tied for fifth in triples (5), sixth in batting, seventh in extra base hits (50) and eighth in total bases (197)...hit .335 at home and 307 against left-handed pitching...appeared in 76 games at second base, 14 at shortstop and three at third base...committed 14 errors as a second baseman for a .960 fielding percentage... also made one error each at shortstop and third base...went 4-for-4 with two home runs and three RBI April 12 against Visalia...hit .324 with seven of his 13 home runs and 21 of his 55 RBI in 24 games in April...was batting .298 with 11 home runs and 30 RBI in 55 games when he was placed on the disabled list July 1 with a sprained right ankle...was reinstated July 14 and hit .273 with two home runs and 25 RBI in 39 games following his return...went 2-for-8 (.250) with a RBI in two postseason games.

**2013**—Made his professional debut with Vermont of the Short-Season New York/Penn League and batted .200 with three home runs and eight RBI in 42 games...committed eight errors in 33 games at shortstop for a .944 fielding percentage...also made one error in two games as a third baseman...went 0-for-4 in his professional debut June 19 at Tri-City...then homered the next day against Connecticut for his first professional hit...was on the disabled list from July 23 to Aug. 8 with a strained left oblique.

## PERSONAL/MISCELLANEOUS

Chadwick Hudson Pinder was originally signed by A's scout Neil Avent...graduated from Poquoson (VA) High School...attended Virginia Tech University and graduated in 2016...as a junior in 2013, was selected to the Blacksburg Regional All-Tournament Team, ACC All-Tournament Team, and All-ACC first team...also earned All-ACC Academic Team honors in 2011 and 2012.

## LIFETIME PLAYING RECORD

| Year                       | Club      | AVG         | G          | AB         | R          | H          | 2B        | 3B       | HR        | RBI        | SH       | SF       | HP        | BB        | SO         | SB       | CS       | SLG         | OBP         | E         |
|----------------------------|-----------|-------------|------------|------------|------------|------------|-----------|----------|-----------|------------|----------|----------|-----------|-----------|------------|----------|----------|-------------|-------------|-----------|
| 2013                       | Vermont   | .200        | 42         | 140        | 14         | 28         | 4         | 0        | 3         | 8          | 0        | 3        | 6         | 12        | 41         | 1        | 0        | .293        | .286        | 9         |
| 2014                       | Stockton  | .288        | 94         | 403        | 61         | 116        | 32        | 5        | 13        | 55         | 1        | 2        | 8         | 22        | 99         | 12       | 9        | .489        | .336        | 16        |
| 2015                       | Midland   | .317        | 117        | 477        | 71         | 151        | 32        | 2        | 15        | 86         | 4        | 5        | 8         | 28        | 103        | 7        | 5        | .486        | .361        | 26        |
| 2016                       | Nashville | .258        | 107        | 426        | 72         | 110        | 23        | 3        | 14        | 51         | 1        | 4        | 9         | 25        | 108        | 5        | 1        | .425        | .310        | 29        |
|                            | OAKLAND   | .235        | 22         | 51         | 4          | 12         | 4         | 0        | 1         | 4          | 0        | 1        | 0         | 3         | 14         | 0        | 0        | .373        | .273        | 3         |
| 2017                       | Nashville | .266        | 17         | 64         | 3          | 17         | 2         | 1        | 1         | 2          | 0        | 0        | 1         | 6         | 23         | 2        | 1        | .375        | .338        | 3         |
|                            | OAKLAND   | .238        | 87         | 282        | 36         | 67         | 15        | 1        | 15        | 42         | 0        | 3        | 5         | 18        | 92         | 2        | 1        | .457        | .292        | 6         |
| 2018                       | OAKLAND   | .258        | 110        | 298        | 43         | 77         | 12        | 1        | 13        | 27         | 2        | 0        | 6         | 27        | 88         | 0        | 2        | .436        | .332        | 6         |
|                            | Stockton  | .286        | 2          | 7          | 1          | 2          | 1         | 0        | 1         | 1          | 0        | 0        | 1         | 1         | 1          | 0        | 0        | .857        | .444        | 0         |
| 2019                       | OAKLAND   | .240        | 124        | 341        | 45         | 82         | 21        | 0        | 13        | 47         | 1        | 3        | 5         | 20        | 88         | 0        | 1        | .416        | .290        | 5         |
| <b>Major League Totals</b> |           | <b>.245</b> | <b>343</b> | <b>972</b> | <b>128</b> | <b>238</b> | <b>52</b> | <b>2</b> | <b>42</b> | <b>120</b> | <b>3</b> | <b>7</b> | <b>16</b> | <b>68</b> | <b>282</b> | <b>2</b> | <b>4</b> | <b>.432</b> | <b>.303</b> | <b>20</b> |

## CAREER TRANSACTIONS

**2013** — Selected by the Oakland Athletics organization in the Competitive Balance Round B of the First-Year Player Draft. **2017** — On the disabled list, June 24 to July 30; included rehabilitation assignment to Nashville, July 18 to 30. **2018** — On the disabled list, April 6 to 15; included rehabilitation assignment to Stockton, April 14 to 15. On the disabled list, July 28 to August 6.

## WILD CARD RECORD

| Year | Club/Opp.   | AVG. | G | AB | R | H | 2B | 3B | HR | RBI | SH | SF | HP | BB | SO | SB | CS | SLG | OBP | E |
|------|-------------|------|---|----|---|---|----|----|----|-----|----|----|----|----|----|----|----|-----|-----|---|
| 2018 | OAK vs. NYY |      |   |    |   |   |    |    |    |     |    |    |    |    |    |    |    |     |     |   |
|      |             |      |   |    |   |   |    |    |    |     |    |    |    |    |    |    |    |     |     |   |
| 2019 | OAK vs. TB  |      |   |    |   |   |    |    |    |     |    |    |    |    |    |    |    |     |     |   |
|      |             |      |   |    |   |   |    |    |    |     |    |    |    |    |    |    |    |     |     |   |

## PINDER'S CAREER BESTS

**Hits:** 4, August 6, 2017 at Los Angeles (AL)

**Home Runs:** 2 (three times); September 9, 2017 vs. Houston (2nd game); August 26, 2017 vs. Texas; May 31, 2017 at Cleveland

**Runs Batted In:** 4 (twice), last: May 19, 2018 at Toronto

**Stolen Bases:** 1 (twice), last: September 20, 2017 at Detroit

**Hitting Streak:** 8, August 1 to 11, 2019

**Hitless Streak (At Bats):** 13, June 1 to 4, 2017

**Game Ending RBI:** 1, April 24, 2019 vs. Texas (single)

**Grand Slams:** 1, May 19, 2018 at Toronto (Tyler Clippard)

**Pinch-Hit Home Runs:** 2, August 3, 2019 vs. St. Louis (Tyler Webb); June 18, 2019 vs. Baltimore (Dan Straily)

**Inside-The-Park Home Runs:** None.

**Lead Off Home Runs:** None.



**OUTFIELDER****Height/Weight:** 6-4 / 211**Bats/Throws:** Right / Right**Birthdate:** January 14, 1991**Opening Day Age:** 29**Birthplace/Resides:** Pleasanton, California / Danville, California**Major League Service:** 4 years, 76 days**Obtained:** Acquired from St. Louis for Yairo Muñoz and minor leaguer Max Schrock, December 14, 2017**Contract Status:** Fourth year of a six-year contract through 2022 with a club option for 2023**CAREER HIGHLIGHTS**

The Pleasanton native and Stanford grad spent the first six seasons of his professional career in the St. Louis organization before he was traded to the A's following the 2017 season...is a .260 hitter with 40 home runs and 132 RBI in 244 games in two seasons with Oakland after batting .268 with 38 home runs and 163 RBI in 323 games in three years with St. Louis...had career highs in doubles (41), home runs (27), RBI (88) and extra base hits (68) in his first season with Oakland in 2018...started and hit safely in all four games for St. Louis in the 2015 NLDS against Chicago...was named the Cardinals organization Minor League Player of the Year in 2015...was rated as the Cardinals 10th-best prospect by *Baseball America* following the 2012 season, fourth-best following 2013 and third-best following 2014...played in the Arizona Fall League in 2013 and was named to the AFL All-Prospects Team.

**2019 HIGHLIGHTS**

Was limited to 93 games due to two stints on the injured list and batted .249 with 13 home runs and 44 RBI...was out from June 30 to Aug. 2 with a sprained right knee and Aug. 25 to Sept. 25 with a sprained right ankle...had a career-low .309 on-base percentage...batted .360 (31-for-86) with six home runs against left-handed pitchers compared to .214 (58-for-271) with seven home runs against right-handers...had a 1.019 OPS against lefties, .627 against righties...hit .305 with an .862 OPS at home, .197 with a .586 OPS on the road...batted .247 with runners in scoring position, but that improved to .361 with RISP and two outs...is a .326 career hitter with RISP and two outs...10 of his 13 home runs were solo shots...hit .319 with two outs, a combined

.214 with no outs or one out...started 90 games in right field and did not commit an error in 170 total chances...the total chances were sixth most in the American League and the majors among outfielders with no errors and fifth most in Athletics history...now has a 148-game errorless streak as an outfielder, which is sixth longest in Oakland history...his last error came on July 24, 2018 at Texas...also made two starts at designated hitter and was 0-for-1 as a pinch hitter...started games in every spot in the order from third through seventh, including 26 starts batting fifth and sixth and 24 in the three spot...hit .302 with six home runs and 18 RBI batting sixth.

**OAKLAND:** Made his fourth consecutive Opening Day start in right field on March 20 against Seattle in Tokyo and hit his first home run of the season...went 4-for-4 with a double, home run, walk and five RBI on April 4 against Boston...matched his career high in hits (fourth time) and RBI (fifth time)...added his fifth career four-hit game April 23 against Texas...played in the 500th game of his career on April 24 against Texas...went 2-for-4 that day, giving him a .294 batting average, four home runs and 14 RBI over his first 26 games...then went 1-for-22 over his next six contests...reached base safely in a career-high 25 consecutive games from April 28 to May 29...hit .280 with a .357 on-base percentage during the streak...had his first career game-ending RBI May

**LONGEST ERRORLESS STREAKS BY AN OAKLAND OUTFIELDER**

|     |  |
|-----|--|
| 209 | Ryan Sweeney, August 17, 2009-September 14, 2011 |
| 165 | Jermaine Dye, September 25, 2002-August 6, 2004  |
| 162 | Travis Buck, April 2, 2007-August 21, 2010       |
| 162 | Stan Javier, June 26, 1994-October 1, 1995       |
| 152 | Mark Canha, June 2, 2017- June 15, 2019          |
| 147 | Stephen Piscotty, July 25, 2018-present          |
| 145 | Coco Crisp, August 23, 2012-April 13, 2014       |
| 129 | Robbie Grossman, March 21, 2019-present          |
| 126 | Johnny Damon, May 4, 2001-October 7, 2001        |
| 120 | Dave Henderson, May 16, 1991-September 29, 1992  |

8 against Cincinnati, a walk-off home run in the bottom of the 13th...hit safely in a season-high eight consecutive games from May 12 to 20 (11-for-32, .344)...had his second career four-strikeout game May 13 at Seattle (also Aug. 30, 2016 at Milwaukee)...collected his 500th career hit May 16 at Detroit when he went 1-for-3 with three walks and three runs scored...it was the first three-walk game of his career and the three runs matched his career high...went 5-for-46 (.109) over a 12-game stretch from June 2-17...had successful surgery June 13 to remove a melanoma from his right ear...the procedure was performed by Dr. Brian Parrett at the California Pacific Medical Campus...missed two games and then went 7-for-37 (.189) over his next 11 contests before going on the injured list June 30 with a sprained right knee...it was his third career stint on the IL...began a five-game rehab assignment with Triple-A Las Vegas July 27 and went 7-for-23 (.304) with a home run, three RBI and two walks before he was reinstated from the IL Aug. 3...hit .304 with four home runs and 10 RBI in 16 games before returning to the IL Aug. 26, retroactive to Aug. 25, with a sprained right ankle...was reinstated Sept. 26 but appeared in just one of the A's final four games, going 0-for-4 with a strikeout in a start in right field in the final game on Sept. 29 at Seattle...was not on the roster for the AL Wild Card game.

## CAREER

**2018**—Batted .267 with 41 doubles, 27 home runs and 88 RBI in 151 games in his first season with Oakland...had career highs in doubles, home runs, RBI, extra base hits (68), total bases (268), sacrifice flies (5) and grounded into double plays (21) and matched his high in hit by pitches (12)...his 41 doubles tied for ninth in the American League...tied for second in the AL and tied for ninth in Oakland history in grounded into double plays...tied for sixth in the AL in hit by pitches...hit .236 with 14 doubles, three home runs, 24 RBI and a .350 slugging percentage over his first 58 games through June 12...then batted .286 with 27 doubles, 24 home runs, 64 RBI and a .574 slugging percentage over his final 93 games beginning June 13...ranked second in the AL in extra base hits from June 13 through the end of the season, tied for second in home runs, fourth in slugging, fifth in OPS (.926), tied for fifth in doubles and tied for seventh in RBI...batted .279 against right-handed pitchers, .241 against left-handers...hit 17 of his 27 home runs on the road but had 29 of his 41 doubles at home...set an Oakland record for doubles in the Coliseum, breaking the previous mark of 25 by Jed Lowrie in 2017...17 of his 27 home runs were solo shots...ranked second in the AL in doubles in the seventh inning or later (18), fourth in slugging (.593), tied for fourth in home runs (12) and seventh in OPS (.953)...had a .758 OPS over innings 1-6...batted .311 with runners in scoring position...hit .303 with a .598 slugging percentage when leading off an inning...appeared exclusively in right field where he played in 151 games, including 148 starts...the games played tied for second most in Oakland history by a right fielder (Tony Armas, 153 in 1990) and the games started were third most...committed three errors and his .989 fielding percentage was fifth best in Oakland history by a right fielder...tied the Oakland record for doubles by a right fielder (Ben Grieve, 1998)...also went 0-for-1 with a walk and strikeout as a pinch hitter...started games in every spot in the batting order except first and ninth for the second consecutive season...made a team-leading 64 starts batting sixth and hit .299 with 17 doubles, 19 home runs and 52 RBI from the six spot...led Major League six hitters in home runs, RBI and extra base hits (36) and tied for the lead in doubles...the home runs tied for second most in Oakland history (Steinbach, 20 in 1996)...averaged 5.31 plate appearances per strikeout, which was the best mark of his career...was the A's Opening Day starter in right field...reached base safely in 17 consecutive games from April 10-29, which was the longest reaching base streak of his career at the time...hit .328 with a .400 on-base percentage during the streak...was hit by a pitch twice on April 24 at Texas to tie an Oakland record...batted .294 in 24 games in April and was hitting .248 with two home runs and 13 RBI in 34 games when he was placed on the bereavement list May 11 following the passing of his mother, Gretchen...was reinstated May 15 and homered over the Green Monster on a 0-2 pitch in his first at bat following his return that night at Boston...reached base safely in 23 consecutive games from May 31 to June 26...hit .316 with a .411 on-base percentage during the streak...batted .303 in June...tied an Oakland record with three doubles on July 4 against San Diego...homered in a career-high four consecutive games from July 7-10 and hit .306 with seven home runs and 14 RBI over a 14-game stretch from July 7-24...had an 11-game hitting streak from July 7 to 21 (15-for-47, .319)...hit .273 in July and 16 of his 27 hits were for extra bases (eight doubles, eight home runs)...tied for fourth in the AL in home runs in July, tied for fifth in extra base hits and tied for sixth in doubles...the home runs are his most ever in a month...doubled off Bartolo Colon in the second inning Aug. 20 against Texas for his 100th career

double...that began a 29-game stretch through Sept. 20 where he hit .343 with seven doubles, 11 home runs, 32 RBI and a .713 slugging percentage...had a career-high and A's season-high tying 14-game hitting streak from Aug. 29 to Sept. 13...hit .373 (19-for-51) with six home runs and 18 RBI during the streak...had two home runs and five RBI Sept. 2 against Seattle...it was his third career two-homer game and his third career five-RBI game...his fourth five-RBI game came on Sept. 20 against Los Angeles (AL) and he drove in four runs the next day against the Angels... hit .310 with 21 runs, five doubles, eight home runs and 25 RBI in 25 games in September...led the AL in RBI, tied for third in runs and tied for fourth in home runs...the RBI were the most by an Athletic in September since Frank Thomas had 31 in 2006...the runs and RBI were his most ever in a month and the home runs matched his most (July, 2018)...went 0-for-3 with a walk in a start in right field in the Wild Card game at New York on Oct. 3.

**2017**—Batted .235 with nine home runs and 39 RBI in 107 games in a season interrupted by two stints on the disabled list...missed a total of 28 games due to injuries and another five for personal reasons...drew a career-high 52 walks for a .342 on-base percentage...was 3-for-9 (33.3%) in stolen base attempts...batted .235 with eight of his nine home runs against right-handed pitchers, .234 against left-handers...hit .260 with eight of his nine home runs on the road...his average improved slightly to .259 with runners in scoring position...hit .284 with five of his nine home runs and 19 of his 39 RBI in the seventh inning or later...batted .333 with three of his nine home runs in the ninth inning...four of his nine home runs either tied the game or put the Cardinals ahead...made 92 starts, all in right field...committed two errors in 99 games overall in the outfield (.988 fielding percentage) and had five assists...went 4-for-7 (.571) with two walks, a hit by pitch, a double and two RBI as a pinch hitter...started games at every spot in the order except first and ninth and made his most starts batting third (32)...was the Cardinals Opening Day starter in right field for the second consecutive season and went 1-for-3 with two walks against Chicago (NL) on April 2...signed a six-year contract through the 2022 season with a club option for 2023 on April 3...matched his career high with five RBI April 12 at Washington...was hitting .241 with two home runs, 11 RBI and 16 walks (.378 on-base percentage) in 25 games when he was placed on the 10-day disabled list May 5 with a strained right hamstring...was sent to Double-A Springfield May 16 on a rehab assignment and went 1-for-7 (.143) with a RBI and a walk in three games (two in right field, one at designated hitter) before he was reinstated from the DL May 20...missed five games from May 26-30 for personal reasons...committed his second and final error of the season June 4 at Chicago (NL)...finished the season with a 65-game errorless streak...had his second career two-homer game June 18 at Baltimore...was placed on the 10-day disabled list July 15 with a strained right groin...was sent to Single-A Peoria on a rehab assignment July 27 and went 3-for-15 (.200) with two doubles and three RBI in four games (all in right field) before he was reinstated from the DL Aug. 1...went 3-for-17 (.176) in his first six games following his return and was optioned to Triple-A Memphis Aug. 7...hit .313 with four home runs, seven RBI and six walks (.421 on-base percentage) in eight games with the Redbirds before returning to St. Louis for good Aug. 20...batted .242 with three home runs and eight RBI in 32 games following his return...snapped a career-high 0-for-19 streak Sept. 30 against Milwaukee with an eighth inning game-tying two-run single to complete the Cardinals largest comeback of the season...overcame a 6-0 deficit and he later scored the winning run in a 7-6 St. Louis win.

**2016**—Began the season on the Cardinals Opening Day roster and played in a team high 153 games, making 136 starts in right field and nine starts in center field...was selected as the Cardinals nominee for the Hank Aaron Award which is given annually to the top hitter in each league...chosen as the Cardinals representative for the MLBPA "Heart and Hustle" Award...led the Cardinals with 153 games, 582 at bats, 86 runs scored, 85 RBI, 10 game-winning RBI, 266 total bases and 12 hit by pitch...tied for the team lead with seven stolen bases...ranked second in the National League with a .363 batting average with runners in scoring position (Prado, MIA, .368)...hit two grand slams during the season, the first off Max Scherzer at Washington on May 27 and the second off Blaine Boyer against Milwaukee on July 3...batted .455 (5-for-11) with bases loaded in 2016 and was one of 17 players with multiple grand slams...matched his career-high with four hits twice (April 27 at Arizona and May 8 against Pittsburgh)...had a nine-game hitting streak from Sept. 3-11, batting .379 (11-for-29) during the streak...batted .346 during the month of May, ranking 10th in the National League in average and sixth in hits (36)...smashed a go-ahead three-run home run in the eighth inning at Chicago (NL) on Aug. 14 on Sunday Night Baseball to

give the Cardinals a 4-3 lead and an eventual 6-4 win...his .481 batting average against Arizona was the highest among all opposing players...hit 13 of his 22 home runs at Busch Stadium, which tied with Brandon Moss for the most in 2016...also led with 49 RBI, 86 hits and 41 runs scored at Busch Stadium...had 37 two-out RBI, which led the team and ranked sixth in the NL.

**2015**—The rookie outfielder was selected by St. Louis on July 21 from Triple-A Memphis and started that night in left field at Chicago (AL), collecting his first Major League hit...finished out the season playing in 63 of the team's final 70 games after his promotion...was named the organization's Minor League Player of the Year...was a co-Rookie of the Year selection by the St. Louis BBWAA along with teammate Randal Grichuk...hit .393 with runners in scoring position...23 of his 39 RBI came with two outs...was knocked unconscious in a collision with outfielder Peter Bourjos in left-center field on Sept. 28 at Pittsburgh; was carted off the field and remained overnight in the hospital for observation...suffered a head contusion/concussion and missed three games (five days)...his sacrifice fly on July 25 against Atlanta was his first ML RBI and the game-winning RBI in a 1-0 win...had a 12-game hitting streak from Aug. 23-Sept. 5 (21-for-51, .412)...hit his first ML home run Aug. 16 against Miami off Chris Narveson...had his first career two-homer game and drove in a career-high five runs Aug. 23 at San Diego...had a career-high four hits Aug. 29 at San Francisco...started and hit safely in all four Division Series games against the Cubs, playing at first base, right field and left field...played every inning of the four games and batted .375 (6-for-16) with three home runs and six RBI...his three home runs tied a St. Louis rookie franchise postseason record...hit a two-run home run in the eighth inning of Game 1 to become the fifth Cardinals rookie to homer in his first postseason game...at Memphis batted .272 with 11 home runs and 41 RBI in 87 games...batted .313 in June and .298 in July before his call-up... named the seventh-best prospect in the Pacific Coast League by *Baseball America*.

**2014**—Spent the entire season at Triple-A Memphis playing in a team-high 136 games, which tied for second in the Pacific Coast League...selected to play in the Triple-A All-Star Game in Durham, N.C.; entered in left field in the sixth inning and was 1-2 with a single...led all Cardinals minor leaguers with 32 doubles, which tied for sixth in the PCL...ranked among Cardinals minor league leaders in batting (.288, 10th), runs (70, 5th), hits (144, 3rd), RBI (69, 4th) and walks (43, 9th)...had a multi-home run game vs. Round Rock on May 10 as the designated hitter, going 3-for-5 with five RBI, while smacking two-run and three-run homers...batted .333 with runners in scoring position and was 9-for-11 (.818) with 16 RBI with the bases loaded...was named the No. 3 prospect in the Cardinals organization by *Baseball America*...rated as the "Best Hitter for Average" and "Best Outfield Arm" in the Cardinals organization in the magazine's "Best Tools" survey.

**2013**—Played in 112 games between Single-A Palm Beach and Double-A Springfield compiling a .295 batting average with 15 home runs and 59 RBI...named to the Florida State League All-Star South Squad...was the starting right fielder and played the entire game in the All-Star Game, going 1-for-5 with a solo home run in the fifth inning...tallied three multi-home run games (April 7 at Charlotte; May 10 at St. Lucie; June 18 at Fort Myers)...played for Salt River in the Arizona Fall League and made the AFL All-Prospect team batting .371 with one home run and 18 RBI...was named Arizona Fall League Player of the Week for the week of Oct. 15-22, batting .364 (8-for-22) with three RBI and six runs...tied for league lead with three triples and ranked among the league leaders in batting (.371, 4th), hits (33, t-2nd) and runs (20, 3rd)...named as the No. 4 prospect in the Cardinals organization by *Baseball America*.

**2012**—Played in 55 games at Quad Cities in his first professional season, starting 36 at third base...batted .328 with runners in scoring position...tied for the team-high hitting streak by hitting safely in 16-straight games (Aug. 11-27)...rated as the 10th-best prospect in the Cardinals organization by *Baseball America* and named the "Best Outfield Arm" in the "Best Tools" survey.

## PERSONAL/MISCELLANEOUS

Stephen Edward Piscotty...graduated from Amador Valley (Pleasanton, Calif.) High School in 2009 and was drafted out of high school by the Los Angeles Dodgers in the 45th round, but did not sign...played college baseball at Stanford University and was drafted by the Cardinals after his junior season...was a supplemental pick following the first round as compensation for the loss of free agent Albert Pujols...completed his degree at Stanford during the 2014 off-season in At-

mosphere and Energy Engineering...was First Team All-Pac 10 in 2011 and 2012, honorable mention All-Pac 10 in 2010...started all 172 games in his college career...in 2012 was named a third team All-American by *Baseball America* as utility player serving as infielder/outfielder/pitcher... was named the 2018 recipient of the Tony Conigliaro Award, which honors a "Major Leaguer who has overcome adversity through the attributes of spirit, determination, and courage that were trademarks of Tony C."...played in the Alaska Summer League in 2010 and won the Cape Cod League batting title in 2011 with a .349 batting average...was an Olerud Award Finalist in 2012; The John Olerud Two-Way Player of the Year Award is presented annually by the College Baseball Foundation to honor the nation's top combo pitcher-position player.

### LIFETIME PLAYING RECORD

| Year                | Club        | AVG  | G   | AB   | R   | H   | 2B  | 3B | HR | RBI | SH | SF | HP | BB  | SO  | SB | CS | SLG  | OBP  | E  |
|---------------------|-------------|------|-----|------|-----|-----|-----|----|----|-----|----|----|----|-----|-----|----|----|------|------|----|
| 2012                | Quad Cities | .295 | 55  | 210  | 29  | 62  | 18  | 1  | 4  | 27  | 0  | 0  | 9  | 18  | 25  | 3  | 0  | .448 | .376 | 22 |
| 2013                | Palm Beach  | .292 | 63  | 243  | 30  | 71  | 14  | 2  | 9  | 35  | 0  | 0  | 3  | 18  | 27  | 4  | 5  | .477 | .348 | 1  |
|                     | Springfield | .299 | 49  | 184  | 17  | 55  | 9   | 0  | 6  | 24  | 1  | 2  | 1  | 19  | 19  | 7  | 3  | .446 | .364 | 1  |
| 2014                | Memphis     | .288 | 136 | 500  | 70  | 144 | 32  | 0  | 9  | 69  | 1  | 2  | 10 | 43  | 61  | 11 | 5  | .406 | .355 | 3  |
| 2015                | Memphis     | .272 | 87  | 320  | 54  | 87  | 28  | 2  | 11 | 41  | 0  | 3  | 3  | 46  | 62  | 5  | 6  | .475 | .366 | 5  |
|                     | ST. LOUIS   | .305 | 63  | 233  | 29  | 71  | 15  | 4  | 7  | 39  | 0  | 2  | 1  | 20  | 56  | 2  | 1  | .494 | .359 | 2  |
| 2016                | ST. LOUIS   | .273 | 153 | 582  | 86  | 159 | 35  | 3  | 22 | 85  | 1  | 2  | 12 | 51  | 133 | 7  | 5  | .457 | .343 | 4  |
| 2017                | ST. LOUIS   | .235 | 107 | 341  | 40  | 80  | 16  | 1  | 9  | 39  | 0  | 3  | 5  | 52  | 87  | 3  | 6  | .367 | .342 | 2  |
|                     | Springfield | .143 | 3   | 7    | 0   | 1   | 0   | 0  | 0  | 1   | 0  | 0  | 0  | 1   | 1   | 0  | 0  | .143 | .250 | 0  |
|                     | Peoria      | .200 | 4   | 15   | 0   | 3   | 2   | 0  | 0  | 3   | 0  | 0  | 0  | 3   | 1   | 0  | 0  | .333 | .200 | 1  |
|                     | Memphis     | .313 | 8   | 32   | 7   | 10  | 3   | 0  | 4  | 7   | 0  | 0  | 0  | 6   | 7   | 0  | 0  | .781 | .421 | 0  |
| 2018                | OAKLAND     | .267 | 151 | 546  | 78  | 146 | 41  | 0  | 27 | 88  | 0  | 5  | 12 | 42  | 114 | 2  | 0  | .491 | .331 | 3  |
| 2019                | OAKLAND     | .249 | 93  | 357  | 46  | 89  | 17  | 1  | 13 | 44  | 1  | 3  | 3  | 29  | 84  | 2  | 0  | .412 | .309 | 2  |
|                     | Las Vegas   | .304 | 5   | 23   | 4   | 7   | 0   | 0  | 1  | 3   | 0  | 0  | 0  | 2   | 4   | 0  | 0  | .435 | .360 | 0  |
| Major League Totals |             | .265 | 567 | 2059 | 279 | 545 | 124 | 9  | 78 | 295 | 2  | 15 | 33 | 194 | 474 | 16 | 12 | .447 | .336 | 13 |

### CAREER TRANSACTIONS

**2009** — Selected by the Los Angeles Dodgers organization in the 45th round of the First-Year Player Draft; did not sign. **2012** — Selected by the St. Louis Cardinals organization as a supplemental pick following the first round (36th selection overall) of the First-Year Player Draft. **2017** — On the disabled list, May 5 to 19; included rehabilitation assignment to Springfield, May 16 to 19. On the disabled list, July 15 to 31; included rehabilitation assignment to Peoria, July 27 to 31. Traded to the Oakland Athletics for infielder Yairo Muñoz and minor league infielder Max Schrock, December 14. **2018** — On the bereavement list, May 11 to 14. **2019** — On the injured list, June 30 to August 2; included rehabilitation assignment to Las Vegas, July 27 to August 2. On the injured list, August 25 to September 25.

### WILD CARD RECORD


| Year | Club/Opp.   | AVG. | G | AB | R | H | 2B | 3B | HR | RBI | SH | SF | HP | BB | SO | SB | CS | SLG  | OBP  | E |
|------|-------------|------|---|----|---|---|----|----|----|-----|----|----|----|----|----|----|----|------|------|---|
| 2018 | OAK vs. NYY | .000 | 1 | 3  | 0 | 0 | 0  | 0  | 0  | 0   | 0  | 0  | 0  | 1  | 2  | 0  | 0  | .000 | .250 | 0 |

### DIVISION SERIES RECORD

| Year | Club/Opp    | AVG  | G | AB | R | H | 2B | 3B | HR | RBI | SH | SF | HP | BB | SO | SB | CS | SLG   | OBP  | E |
|------|-------------|------|---|----|---|---|----|----|----|-----|----|----|----|----|----|----|----|-------|------|---|
| 2015 | STL vs. CHI | .375 | 4 | 16 | 5 | 6 | 1  | 0  | 3  | 6   | 0  | 0  | 0  | 2  | 8  | 0  | 0  | 1.000 | .444 | 0 |

### PISCOTTY'S CAREER BESTS

**Hits:** 4 (five times), last: April 23, 2019 vs. Texas  
**Home Runs:** 2 (three times), September 2, 2018 vs. Seattle; June 18, 2017 at Baltimore; August 23, 2015 at San Diego  
**Runs Batted In:** 5 (five times), last: August 6, 2019 at Chicago (NL)  
**Stolen Bases:** 1 (16 times), last: May 24, 2019 vs. Seattle  
**Hitting Streak:** 14, August 29 to September 13, 2018  
**Hitless Streak (At Bats):** 19, September 23 to 30, 2017  
**Game Ending RBI:** 1, May 8, 2019 vs. Cincinnati (home run)  
**Grand Slams:** 2, July 3, 2016 vs. Milwaukee (Blaine Boyer); May 27, 2016 at Washington (Max Scherzer)  
**Pinch-Hit Home Runs:** None.  
**Inside-The-Park Home Runs:** None.  
**Lead Off Home Runs:** None.

**LEFT-HANDED PITCHER****Height/Weight:** 6-7 / 248**Bats/Throws:** Left / Left**Birthdate:** April 25, 1995**Opening Day Age:** 24**Birthplace/Resides:** Minneapolis, Minnesota / Cedar Rapids, Iowa**Major League Service:** 41 days**Obtained:** Selected in the 1st round (sixth selection overall) of the 2016 First-Year Player Draft**Contract Status:** First year of a one-year contract through 2020**CAREER HIGHLIGHTS**

Was the A's first round selection and the sixth pick overall in the 2016 First-Year Player Draft out of the University of Florida...made his Major League debut in 2019 after missing the 2018 season following "Tommy John" surgery...went 2-0 with a 3.18 ERA in 10 relief appearances...is 10-15 with a 3.98 ERA (81 er in 183.0 ip) in 55 games, including 38 starts, in three minor league seasons...has 262 strikeouts in 183.0 innings (12.89 per nine innings) and has surrendered just 10 home runs (0.49 per nine innings)...ranked third in Minor League Baseball in strikeouts in 2017 (184) and was named the A's Organization Pitcher of the Year...pitched for Team USA in the 2017 All-Star Futures Game...was rated as the A's number two prospect by *Baseball America* following the 2016, 2018 and 2019 seasons and number one after the 2017 season.

**2019 HIGHLIGHTS**

Began the season on the minor league injured list as he continued his recovery from April 10, 2018 ulnar collateral ligament surgery...started his come back at Single-A Stockton on June 11 and made three appearances with the Ports, six at Double-A Midland and nine in his Triple-A debut at Las Vegas before he was selected by Oakland on Aug. 20...went 2-0 with a 3.18 ERA in 10 relief appearances in his Major League debut...struck out 13 batters in 11.1 innings (10.32 per nine innings)...walked five for a .319 on-base percentage but yielded just one double and one home run for a .333 slugging percentage...allowed a .238 opponents batting average, which broke down to .172 (5-for-29) against right-handed hitters compared to .385 (5-for-13) against left-handers...surrendered his only home run and issued four of his five walks to righties...opponents hit .200 with the bases empty, .294 with runners on...did not allow a run in four games (5.0 ip) on the road...had a 5.68 ERA in six games in Oakland...allowed 1-of-3 (33.3%) inherited runners to score...first batters faced were 2-for-8 (.250) with two walks...tossed two innings or fewer in each of his 10 appearances...made his ML debut on Aug. 21 against New York (0.1 ip, 1 h, 1 bb, 0 so)...did not record his first strikeout until his third outing on Aug. 26 at Kansas City...fanned Nicky Lopez to lead off the bottom of the seventh...was credited with his first ML win Sept. 5 against Los Angeles (AL)...entered the game to start the sixth inning with the A's trailing 5-1 and allowed a run on one hit in 2.0 innings...Oakland then scored seven times in the seventh to win 10-6...it was his first of four outings of 2.0 innings...did not allow a run in four straight appearances from Sept. 7 to 17 (5.0 ip)...struck out a season-high three batters in his final game on Sept. 27 at Seattle (1.0 ip, 1 h)...was on the A's roster for the American League Wild Card Game but did not pitch...was rated as the A's number two prospect by *Baseball America* following the season.

**MINORS:** Combined for a 4-1 record, a 4.97 ERA and .226 opponents batting average in 18 games, including four starts, with Stockton, Midland and Las Vegas...struck out 38 batters in 25.1 innings, an average of 13.50 per nine innings...walked 10 (3.55 per nine innings) and surrendered seven home runs (2.49 per nine innings)...tossed two innings or fewer in all 18 of his appearances and allowed one run or more 11 times...his opponents batting average broke down to .222 (6-for-27) with three home runs against left-handed hitters compared to .227 (15-for-66) with four home runs against right-handers...allowed a .276 batting average and all seven of his home runs with the base empty, .143 with runners on...yielded a .263 batting average with runners in scoring position...made his first start for Stockton on June 11 against San Jose (2.0 ip, 1 h, 1 r, 1 er, 1 bb, 4 so)...it was his first of seven outings of 2.0 innings and his first of four four-strikeout games (June 28 at Frisco, July 11 vs. Corpus Christi, July 16 at Arkansas)...had season highs in runs



(3), hits (3), walks (2) and pitches (47) against San Jose on June 21...also surrendered three runs on July 30 against New Orleans and yielded three hits on June 28 at Frisco...was 0-0 with a 6.00 ERA in three starts for Stockton when he was moved up to Midland on June 28...tossed at least one inning in each of his six outings with the RockHounds, including his lone start on July 16 at Arkansas when he tossed 2.0 scoreless innings and struck out a season-high four...logged a 4.32 ERA in six games with Midland and was moved up to Las Vegas on July 23...went 4-1 with a 4.91 ERA in nine relief appearances with the Aviators...did not allow a run in each of his first two outings on July 23 against El Paso (2.0 ip) and July 26 at El Paso (1.0 ip) and was credited with the win in each outing...made his final minor league appearance on Aug. 17 with a scoreless inning of relief against Albuquerque (2 so).

## CAREER

**2018**—Missed the entire 2018 season after undergoing “Tommy John” surgery...was a non-roster invitee to Major League Spring Training and went 1-1 with a 3.38 ERA in four games, including three starts, before he was reassigned to minor league camp March 18...had surgery to repair the ulnar collateral ligament in his left arm April 10...the surgery was performed by Dr. Neal ElAttrache in Los Angeles, Calif...was rated as the A’s No. 2 prospect by *Baseball America* following the season.

**2017**—Split his first full professional season between Single-A Stockton and Double-A Midland...combined for a 6-10 record and a 4.03 ERA in 27 games, including 24 starts...struck out 184 batters in 125.0 innings, an average of 13.24 per nine innings...ranked third in all of the minors in strikeouts behind Alec Hansen (191) and Triston McKenzie (186)...the strikeouts led the A’s farm system and tied for the sixth-best total by a minor leaguer in Oakland history...also ranked eighth in the A’s farm system in ERA and innings pitched...was named the A’s Organization Pitcher of the Year...walked 48 for a strikeout-to-walk ratio of 3.83...surrendered just three home runs, an average of 0.22 per nine innings...was named to the California League Midseason All-Star team but did not pitch in the June 20 game following a June 15 promotion to Midland...represented the United States in the All-Star Futures Game...allowed a .227 opponents batting average, which included .227 against right-handed hitters compared to .228 against left-handers...allowed just three extra base hits to lefties for a .269 slugging percentage...posted a 2.92 ERA over innings one through five, had a 9.30 ERA from the sixth inning on...made all three of his relief appearances over his first six games with Stockton and was 0-2 with an 8.10 ERA in those games...combined with both clubs to go 6-8 with a 3.68 ERA in his 24 starts...tossed more than five innings in just 10 of his 24 starts...had more strikeouts than innings pitched in 22 of his 27 contests...began the season at Stockton and went 4-5 with a 3.69 ERA and .196 opponents batting average in 14 games, including 11 starts with the Ports...surrendered just one home run in 61.1 innings...struck out 98 (14.38 per nine innings)...yielded a .175 average to batters leading off an inning...did not allow an earned run in two of his first three appearances (0.75 ERA)...picked up his first win in a start on May 6 against San Jose to begin a six-start through June 3 when he went 4-1 with a 2.32 ERA...was named California League Pitcher of the Week for the week of May 22-28...won each of his two starts that week on May 22 against Lake Elsinore and May 27 at Rancho Cucamonga...allowed just one run (0.87 ERA) and one hit (.029 opponents batting average) while striking out 15 in 10.2 innings...struck out 12 batters in 6.2 innings June 3 against Lancaster, his first of four 10-strikeout games...fanned 11 in 6.2 innings in his final Single-A start June 14 against Visalia...was leading the league in strikeouts (98), ranked second in opponents batting average (.196) and 10th in ERA (3.69) when he was promoted to Midland June 15...went 2-5 with a 4.36 ERA in 13 starts with the RockHounds...struck out 86 batters, which was the second-best figure in the Texas League from the time he joined the club (June 15) through the end of the season...was 2-2 with a 2.51 ERA in eight starts at home, 0-3 with a 9.35 ERA in five starts on the road...tossed a season-high 7.0 innings in his first Double-A start on June 19 at Frisco but was the losing pitcher in Midland’s 3-1 loss...pitched for Team USA in the All-Star Futures Game July 9 at Miami and recorded the final two outs of a 7-6 win (0.2 ip, 2 h, 2 r, 1 er, 1 bb)...allowed one run in 5.0 innings in the second game of a July 23 doubleheader against Corpus Christi for his first Double-A win...struck out a season-high 13 batters and walked just one in 6.2 innings against San Antonio Aug. 3...matched his season-high with 13 strikeouts and did not walk a batter in 6.0 innings in his final regular season start on Aug. 31 against San Antonio...went 1-2 with a 3.03 ERA in six starts in August...struck out 53 batters in 35.2 innings and led all of the minor leagues in strikeouts in



August...made one postseason start for the TL Champion RockHounds and had a no decision in Midland's 9-2 win over San Antonio in Game 1 of the Semifinals (4.0 ip, 2 h, 4 so)...was named the A's number one prospect by *Baseball America* following the season.

**2016**—Was the A's first round selection in the 2016 draft and was assigned to Vermont of the Short Season Single-A New York-Penn League after signing on June 30...went 0-4 with a 3.03 ERA in 10 starts with the Lake Monsters...did not allow an earned run in five of his six no decisions (0.98 ERA)...struck out 40 batters in 32.2 innings (11.02 strikeouts per nine innings) and did not allow a home run...held the opposition to a .185 batting average, including .157 against right-handed hitters compared to .257 against left-handers...opponents were 3-for-32 (.094) with four walks (.194 on-base percentage) when leading off an inning...combined for a 1.40 ERA in the first and second inning...made his professional debut July 12 at Auburn and tossed 2.0 scoreless innings...the first batter he faced reached on an error but he retired each of the final five batters he faced...did not record his first strikeout until his third start on July 22 against Hudson Valley...struck out 15 of the 30 batters he faced over a two start stretch from Aug. 8 to 14 (7.2 ip)...was rated as the A's number two prospect by *Baseball America* following the season.

## PERSONAL/MISCELLANEOUS

Andrew Jacob Puk was originally signed by A's scout Trevor Schaffer...graduated from Washington High School in Cedar Rapids, Iowa...attended the University of Florida where he compiled a 16-9 record, a 3.39 ERA and .203 opponents batting average in 54 games (37 starts) over three seasons...struck out 251 batters in 194.0 innings...was a three-time SEC Academic Honor Roll selection...played for the USA Baseball Collegiate National Team in 2015.

## LIFETIME PITCHING RECORD

| Year                       | Club      | W         | L         | ERA         | G         | GS        | CG       | SHO      | SV       | IP                        | H          | R         | ER        | HR        | HB       | BB        | IBB      | SO         | WP        | BK       |
|----------------------------|-----------|-----------|-----------|-------------|-----------|-----------|----------|----------|----------|---------------------------|------------|-----------|-----------|-----------|----------|-----------|----------|------------|-----------|----------|
| 2016                       | Vermont   | 0         | 4         | 3.03        | 10        | 10        | 0        | 0        | 0        | 32.2                      | 23         | 18        | 11        | 0         | 0        | 12        | 0        | 40         | 3         | 0        |
| 2017                       | Stockton  | 4         | 5         | 3.69        | 14        | 11        | 0        | 0        | 0        | 61.0                      | 44         | 28        | 25        | 1         | 4        | 23        | 0        | 98         | 2         | 0        |
|                            | Midland   | 2         | 5         | 4.36        | 13        | 13        | 0        | 0        | 0        | 64.0                      | 64         | 34        | 31        | 2         | 3        | 25        | 0        | 86         | 7         | 0        |
| 2018                       |           |           |           |             |           |           |          |          |          | (Injured — did not pitch) |            |           |           |           |          |           |          |            |           |          |
| 2019                       | Stockton  | 0         | 0         | 6.00        | 3         | 3         | 0        | 0        | 0        | 6.0                       | 5          | 5         | 4         | 2         | 0        | 4         | 0        | 9          | 0         | 0        |
|                            | Midland   | 0         | 0         | 4.32        | 6         | 1         | 0        | 0        | 0        | 8.1                       | 9          | 4         | 4         | 2         | 0        | 3         | 0        | 13         | 3         | 0        |
|                            | Las Vegas | 4         | 1         | 4.91        | 9         | 0         | 0        | 0        | 0        | 11.0                      | 7          | 7         | 6         | 3         | 1        | 3         | 0        | 16         | 1         | 0        |
|                            | OAKLAND   | 2         | 0         | 3.18        | 10        | 0         | 0        | 0        | 0        | 11.1                      | 10         | 4         | 4         | 1         | 0        | 5         | 0        | 13         | 2         | 0        |
| <b>Major League Totals</b> |           | <b>2</b>  | <b>0</b>  | <b>3.18</b> | <b>10</b> | <b>0</b>  | <b>0</b> | <b>0</b> | <b>0</b> | <b>11.1</b>               | <b>10</b>  | <b>4</b>  | <b>4</b>  | <b>1</b>  | <b>0</b> | <b>5</b>  | <b>0</b> | <b>13</b>  | <b>2</b>  | <b>0</b> |
| <b>Minor League Totals</b> |           | <b>10</b> | <b>15</b> | <b>3.98</b> | <b>55</b> | <b>38</b> | <b>0</b> | <b>0</b> | <b>0</b> | <b>183.0</b>              | <b>152</b> | <b>96</b> | <b>81</b> | <b>10</b> | <b>8</b> | <b>70</b> | <b>0</b> | <b>262</b> | <b>16</b> | <b>0</b> |

## CAREER TRANSACTIONS

**2013** — Selected by the Detroit Tigers organization in the 35th round of the First-Year Player Draft; did not sign. **2016** — Selected by the Oakland Athletics organization in the 1st round (sixth selection overall) of the First-Year Player Draft.

## WILD CARD RECORD

| Year | Club/Opp.  | W | L | ERA | G | GS | CG | SHO | SV | IP                          | H | R | ER | HR | HB | BB | IBB | SO | WP | BK |
|------|------------|---|---|-----|---|----|----|-----|----|-----------------------------|---|---|----|----|----|----|-----|----|----|----|
| 2019 | OAK vs. TB |   |   |     |   |    |    |     |    | (On roster — did not pitch) |   |   |    |    |    |    |     |    |    |    |

## PUK'S CAREER BESTS

**Low Hit Complete Game:** None  
**Innings Pitched:** 2.0 (four times), last: September 17, 2019 vs. Kansas City  
**Strikeouts:** 3, September 27, 2019 at Seattle  
**Pitches:** 31, August 26, 2019 at Kansas City  
**Longest Winning Streak:** 2, September 5, 2019 to present  
**Longest Losing Streak:** None  
**Longest Scoreless Streak:** 5.0, September 7 to 17, 2019

**OUTFIELDER****Height/Weight:** 6-4 / 218**Bats/Throws:** Switch / Right**Birthdate:** April 27, 1995**Opening Day Age:** 24**Birthplace/Resides:** Bronx, New York / Tampa, Florida**Major League Service:** None**Obtained:** Acquired from San Diego December 12, 2019 as the PTBNL in the December 2, 2019 trade in which the A's sent Jurickson Profar to the Padres for Austin Allen**Contract Status:** First year of a one-year contract through 2020**NON-ROSTER INVITEE****CAREER HIGHLIGHTS**

Was selected by San Diego in the second round of the 2016 draft and hit .249 with 33 home runs, 160 RBI and 101 stolen bases in 382 games in four seasons in the Padres farm system before he was sent to the A's following the 2019 season as the player to be named later in the Jurickson Profar/Austin Allen trade...has played exclusively in the outfield as a minor leaguer (263 games in center field, 85 in left field, 27 in right field) and has 40 assists in 371 games overall in the outfield...ranked fifth in the minors with 51 steals in 2018 and was named a High Class-A All-Star by *Baseball America*...also selected to the U.S. roster for the All-Star Futures Game that year and played for Peoria in the Arizona Fall League following the season...played in the Australian Baseball League following the 2017 season.

**2019 HIGHLIGHTS**

Spent the entire season at Double-A Amarillo where he hit .228 with a career-high 14 home runs and 50 RBI in 121 games...also had career highs in walks (42) and hit by pitches (6) but his batting average was a career low...ranked seventh in the Texas League and in the San Diego farm system in stolen bases (23)...the switch-hitter batted .241 (20-for-83) against left-handed pitching compared to .225 (67-for-298) against right-handers...hit .280 with 10 of his 14 home runs and an .853 OPS at home, .179 with a .549 OPS on the road...started 73 games in center field, 27 in left field and 12 in right field...had a league-leading 18 assists in 115 games overall in the outfield...however, committed six errors for a .977 fielding percentage...also went 2-for-4 in one game as the designated hitter and was 1-for-3 with a RBI and a walk as a pinch hitter...hit in every spot in the order except third, fourth and fifth...batted ninth 67 times...had eight home runs in 19 games hitting leadoff...was 0-for-18 in the first inning

**AMARILLO:** Was named TL Player of the Week for the first week of the season, covering April 4-14...went 11-for-45 (.244) with 10 runs, six home runs and 14 RBI in 11 games over that span...had his first two-homer game of the season and also had season highs in runs (3) and RBI (4) on April 11 against Corpus Christi...had an inside-the-park home run the next day against the Hooks...hit his sixth home run of the season April 14 against Corpus Christi, giving him four home runs in the four game series...would homer just once over his next 51 games from April 15 to June 17...went 5-for-53 (.094) over a 17-game stretch from April 17-May 12...hit .195 in April...drew a career-high tying three walks May 9 at Corpus Christi (also July 5, 2017 vs. Lake County)...was a perfect 4-for-4 with a double, home run and two RBI May 13 against Midland...had his second career two-assist game as an outfielder May 20 against Corpus Christi...his third came on Aug. 15 against Midland...grounded into his fourth and final double play of the season June 2...did not have a GIDP over his final 73 games...had his second four-hit game of the season and the sixth of his career, July 10 at Midland...was a home run short of the cycle in that game...homered from both sides of the plate July 14 at Frisco...it was his second two-homer game of the season and the third of his career...matched his season high with four RBI...had a season-best six-game hitting streak from July 18-25 (7-for-23, .304)...had his best batting average in July when he hit .280 with 18 RBI in 25 games...went 18 consecutive games without a RBI from Aug. 3-26...stole a season-high two bases Aug. 29 against Tulsa...went 9-for-34 (.265) with eight runs, a double, two home runs, five RBI and four walks in 10 postseason games for Amarillo to help the Sod Poodles to the Texas League Championship.

## CAREER

**2018**—Split the season between Single-A Lake Elsinore and Double-A San Antonio, hitting a combined .271 with 28 doubles, seven triples, 13 home runs, 62 RBI and 75 runs in 122 games... converted 51 of his 61 stolen base attempts (83.6%), which were the fifth-most steals in the entire minors...named to MLB Pipeline's 2019 All-Defense Team, recording 12 outfield assists and committing just four errors (.986 fielding percentage)...earned California League Player of the Month honors for April...in 22 games, he hit .366 with six doubles, five home runs, 14 RBI, 18 runs and 13 stolen bases...collected a career high-tying four hits on back-to-back occasions (April 17-18)...posted six games with three-or-more hits as part of his 11 multiple-hit games in the opening month...named Cal League Player of the Week twice (April 22 and May 18)...hit .306 with 15 doubles, seven triples, seven home runs, 33 RBI and 20 stolen bases in 57 games for Lake Elsinore from May 1-July 7, earning Cal League Midseason All-Star honors and a promotion to San Antonio on July 9...also named a High Class-A All-Star by *Baseball America* and an MiLB Organization All-Star for San Diego...selected to the U.S. roster for the SiriusXM All-Star Futures Game at Nationals Park during the All-Star Break...went 1-for-2 with a single and made perhaps the defensive play of the game, ranging far to his left to rob his new Double-A teammate, Fernando Tatis Jr., of extra bases...made 43 starts in the Missions outfield and hit .179 with seven doubles, one home run, 15 RBI, 21 runs scored and 18 stolen bases...started in seven of San Antonio's eight postseason games and hit .125 with a triple, two RBI and five runs scored...played in the Arizona Fall League following the season for the league champion Peoria Javelinas and was a Fall Stars Game selection, earning MVP of the contest after hitting a game-tying triple in the bottom of ninth and eventually scoring the game-winning run...hit .333 with seven extra base hits and 13 stolen bases in 17 AFL games...entered 2019 rated as the Padres No. 25 prospect by *Baseball America* and No. 26 by ESPN.com.

**2017**—Spent the entire season with Single-A Fort Wayne and hit .234 with 17 doubles, eight triples, six home runs, 35 RBI, 48 runs scored and 12 stolen bases across 88 games played...played in the Australian Baseball League following the season and hit .326 with eight doubles, four triples, 10 home runs, 21 RBI and 38 runs scored in 31 games for the Canberra Cavalry.

**2016**—Made his professional debut with Single-A Tri-City and hit .254 with nine doubles, four triples, 13 RBI, 31 runs scored and 15 stolen bases.

## PERSONAL/MISCELLANEOUS

Michael Elliot Reed was originally signed by Padres scout Chris Kelly...graduated from St. George's School in Middletown, RI...played collegiately at the University of Florida and earned SEC All-Defensive Team honors in 2015 and 2016 for the University of Florida Gators.

### LIFETIME PLAYING RECORD

| Year                       | Club          | AVG.        | G          | AB          | R          | H          | 2B        | 3B        | HR        | RBI        | SH       | SF        | HP        | BB         | SO         | SB         | CS        | SLG         | OBP         | E         |
|----------------------------|---------------|-------------|------------|-------------|------------|------------|-----------|-----------|-----------|------------|----------|-----------|-----------|------------|------------|------------|-----------|-------------|-------------|-----------|
| 2016                       | Tri-City      | .254        | 51         | 205         | 31         | 52         | 9         | 4         | 0         | 13         | 0        | 2         | 1         | 22         | 53         | 15         | 5         | .337        | .326        | 4         |
| 2017                       | Fort Wayne    | .234        | 88         | 316         | 48         | 74         | 17        | 8         | 6         | 35         | 1        | 3         | 3         | 23         | 97         | 12         | 8         | .396        | .290        | 2         |
| 2018                       | Lake Elsinore | .324        | 79         | 315         | 54         | 102        | 21        | 7         | 12        | 47         | 1        | 2         | 1         | 24         | 84         | 33         | 7         | .549        | .371        | 2         |
|                            | San Antonio   | .179        | 43         | 179         | 21         | 32         | 7         | 0         | 1         | 15         | 1        | 3         | 0         | 12         | 63         | 18         | 3         | .235        | .227        | 2         |
| 2019                       | Amarillo      | .228        | 121        | 381         | 49         | 87         | 15        | 2         | 14        | 50         | 4        | 7         | 6         | 42         | 126        | 23         | 8         | .388        | .310        | 6         |
| <b>Minor League Totals</b> |               | <b>.249</b> | <b>382</b> | <b>1396</b> | <b>203</b> | <b>347</b> | <b>69</b> | <b>21</b> | <b>33</b> | <b>160</b> | <b>7</b> | <b>17</b> | <b>11</b> | <b>123</b> | <b>423</b> | <b>101</b> | <b>31</b> | <b>.399</b> | <b>.311</b> | <b>16</b> |

### CAREER TRANSACTIONS

**2013** — Selected by the Texas Rangers in the 35th round of the First-Year Player Draft; did not sign. **2016** — Selected by the San Diego Padres in the 2nd round of the First-Year Player Draft. **2019** — Traded to the Oakland Athletics as the player to be named later in the December 2, 2019 trade in which the Padres traded catcher Austin Allen and a PTBNL to the A's for infielder Jurickson Profar, December 12.

**RIGHT-HANDED PITCHER****Height/Weight:** 6-0 / 202**Bats/Throws:** Right / Right**Birthdate:** April 23, 1994**Opening Day Age:** 25**Birthplace/Resides:** Manuel Tames, Cuba / Miami, Florida**Major League Service:** None**Obtained:** Signed as a non-drafted free agent, February 1, 2017**Contract Status:** First year of a one-year contract through 2020**NON-ROSTER INVITEE****CAREER HIGHLIGHTS**

Was signed by the A's as a non-drafted free agent Feb. 1, 2017 after going 9-7 with nine saves and a 4.80 ERA in 46 games, including 10 starts, over four seasons with Guantanamo in Cuba's Serie Nacional...is 9-5 with 17 saves and a 4.13 ERA in 103 games, including six starts, in three seasons in the A's farm system...was named to the California League Midseason All-Star team in 2018...pitched for Mesa in the Arizona Fall League in 2017.

**2019 HIGHLIGHTS**

Made his Triple-A debut and spent the entire season at Las Vegas where he went 4-1 with three saves and a 3.96 ERA in a career-high 45 appearances, including one start...struck out a career-high 81 batters in a career-high 72.2 innings (10.03 per nine innings)...held the opposition to a .234 batting average but issued a career-high 36 walks (4.46 per nine innings)...also had minor league career highs in wins, hits (65), home runs (11) and hit batters (6) and matched his high in runs (34) and wild pitches (4)...his 45 games pitched tied for the most in the A's farm system...his opponents batting average broke down to .204 (34-for-167) against right-handed hitters compared to .279 (31-for-111) against left-handers...surrendered seven of his 11 home runs to lefties for a .514 slugging percentage (.299 vs. right-handers)...opponents hit .306 when leading off an inning...allowed a .217 average with two outs...tossed at least one inning in 42 of his 45 appearances, including two or more 19 times.

**LAS VEGAS:** Allowed at least one run in each of his first three appearances (12.00 ERA)...then posted a 2.11 ERA and .179 opponents batting average over his next 14 games from April 16 to May 26...issued a career-high four walks in 1.2 innings on April 24 against El Paso...compiled a 6.23 ERA in eight games in April...struck out 16 batters in 8.2 innings but also issued 11 walks...struck out a career-high tying five batters May 6 against Fresno (also June 27, 2017 vs. DSL Dodgers)...allowed at least one run five times over a six-game stretch from May 30 to June 17 (7.84 ERA)...then tossed a career-high 3.2 scoreless innings June 22 against Sacramento (1 h, 1 bb, 1 so)...matched his career high with five strikeouts on June 26 at Fresno...made his lone start of the season July 7 vs. Albuquerque (2.0 ip, 1 h, 1 r, 1 er, 1 bb, 2 so)...allowed a season-high four runs on a season-high tying four hits in 2.0 innings of relief against El Paso July 25...then posted a 2.93 ERA over his final 12 games beginning July 27...recorded his two saves over a three-game span in late August: Aug. 12 at Omaha and Aug. 22 at Tacoma...matched his career high with five strikeouts in the latter contest...made one postseason appearance on Sept. 6 against Sacramento in Game 3 of the Pacific Coast League Semifinals (1.0 ip, 2 h, 3 r, 3 er, 2 bb, 1 so).

**CAREER**

**2018**—Started the year at Single-A Stockton and was 1-2 with 13 saves and a 1.84 ERA in 22 relief appearances when he was promoted to Double-A Midland June 13...was 1-1 with a save and a 6.00 ERA in 22 outings for the RockHounds and combined with both clubs to go 2-3 with 14 saves and a 3.94 ERA in 44 relief appearances overall in his second professional season...struck out 66 batters in 59.1 innings, an average of 10.01 per nine innings...was leading the California League in saves at the time of his promotion and ended up tying for third despite spending half of the season at Midland...tied for third in the A's farm system in saves...converted 13-of-14 (92.9%) save opportunities with Stockton and was 14-for-19 (73.7%) overall...was named to the

Cal League Midseason All-Star Game but did not play due to his promotion...allowed a .252 opponents batting average, which broke down to .223 against right-handed hitters compared to .311 against left-handers...yielded a .219 batting average with the bases empty, .298 with five of his seven home runs with runners on base...allowed 5-of-12 (41.7%) inherited runners to score...logged a 0.77 ERA and converted each of his five save opportunities in eight day games...had a 4.72 ERA in 36 contests at night...posted a 0.71 ERA in eight home games with Stockton...tossed at least one inning in 37 of his 44 appearances and at least two innings 15 times...tossed 2.0 scoreless innings for the save in his first outing April 7 against Lake Elsinore...it was his first of five two-inning saves...struck out a season-high four batters on April 20 against Visalia (also July 5 at Tulsa and Aug. 4 against San Antonio...posted a 1.20 ERA and .125 opponents batting average in nine outings in April and converted each of his six save opportunities...then had a 1.80 ERA, .216 opponents average and five saves in nine games in May...had a season-high 7.1-inning scoreless streak from May 14 to 30...walked his first batter of the season May 22 at Rancho Cucamonga, snapping a season-opening 14-game, 21.2-inning streak without a walk...had a 1.44 ERA in 18 games through the end of May...was transferred to Midland June 13...went 1-0 with a save, a 1.88 ERA and .188 opponents average over his final eight appearances...tossed a season-high 3.0 innings and picked up the win Aug. 29 against San Antonio.

**2017**—Pitched for four different teams in the A's farm system and was a combined 3-1 with a 4.88 ERA in 14 games, including five starts, with the A's affiliates in the Dominican Summer League and Arizona Rookie League and their Single-A clubs at Beloit and Stockton...struck out 42 batters in 31.1 innings, an average of 12.06 per nine innings...allowed a .256 opponents batting average, including .229 against right-handed hitters compared to .294 against left-handers...yielded a .214 average to batters leading off an inning...opponents hit .179 with runners in scoring position and were 1-for-12 (.083) with RISP and two outs...made two appearances with the A's Dominican club and did not allow a run in 3.0 innings before he was brought to the United States June 21...made one relief appearance in the Arizona Rookie League and was transferred to Single-A Beloit June 27...made three starts for the Snappers and had no decisions and a 2.25 ERA before he was sent to Single-A Stockton July 17...compiled a 3-1 record and a 6.87 ERA in eight games, one start, with the Ports...was placed on the disabled list Aug. 31 with a strained left groin and missed the remainder of the season...struck out a season-high five June 20 against the DSL Dodgers...tossed a season-high 3.1 innings July 23 against Modesto...pitched for Mesa in the Arizona Fall League following the season and went 1-0 with a 7.59 ERA in nine relief appearances.

## PERSONAL/MISCELLANEOUS

Luis Miguel Romero (Mansfarroll) was originally signed by A's scout JC De La Cruz...spent four seasons with Guantanamo in the Cuba's Serie Nacional and was 9-7 with nine saves and a 4.80 ERA in 46 games, including 10 starts.

### LIFETIME PITCHING RECORD

| Year | Club                | W | L | ERA   | G   | GS | CG | SHO | SV | IP    | H   | R  | ER | HR | HB | BB | IBB | SO  | WP | BK |
|------|---------------------|---|---|-------|-----|----|----|-----|----|-------|-----|----|----|----|----|----|-----|-----|----|----|
| 2013 | Guantanamo (Cuba)   | 2 | 3 | 5.03  | 18  | 9  | 0  | 0   | 0  | 62.2  | 61  | 36 | 35 | 4  | 8  | 36 | 2   | 35  | 1  | 2  |
| 2014 | Guantanamo (Cuba)   | 0 | 1 | 6.14  | 3   | 1  | 0  | 0   | 0  | 7.1   | 9   | 8  | 5  | 1  | 2  | 3  | 0   | 4   | 1  | 2  |
| 2015 | Guantanamo (Cuba)   | 0 | 1 | 10.13 | 5   | 0  | 0  | 0   | 1  | 5.1   | 9   | 9  | 6  | 1  | 1  | 5  | 3   | 9   | 0  | 0  |
| 2016 | Guantanamo (Cuba)   | 7 | 2 | 3.31  | 20  | 0  | 0  | 0   | 8  | 35.1  | 34  | 17 | 13 | 1  | 0  | 16 | 6   | 23  | 4  | 0  |
| 2017 | DSL Athletics       | 0 | 0 | 0.00  | 2   | 1  | 0  | 0   | 0  | 3.0   | 0   | 0  | 0  | 0  | 0  | 0  | 0   | 7   | 0  | 0  |
|      | AZL Athletics       | 0 | 0 | 4.50  | 1   | 0  | 0  | 0   | 0  | 2.0   | 3   | 1  | 1  | 0  | 0  | 0  | 0   | 3   | 2  | 0  |
|      | Beloit              | 0 | 0 | 2.25  | 3   | 3  | 0  | 0   | 0  | 8.0   | 6   | 2  | 2  | 0  | 1  | 2  | 0   | 7   | 0  | 0  |
|      | Stockton            | 3 | 1 | 6.87  | 8   | 1  | 0  | 0   | 0  | 18.1  | 22  | 16 | 14 | 4  | 3  | 9  | 0   | 25  | 0  | 0  |
| 2018 | Stockton            | 1 | 2 | 1.84  | 22  | 0  | 0  | 0   | 13 | 29.1  | 21  | 9  | 6  | 3  | 1  | 5  | 1   | 33  | 1  | 0  |
|      | Midland             | 1 | 1 | 6.00  | 22  | 0  | 0  | 0   | 1  | 30.0  | 35  | 25 | 20 | 4  | 2  | 12 | 1   | 33  | 3  | 0  |
| 2019 | Las Vegas           | 4 | 1 | 3.96  | 45  | 1  | 0  | 0   | 3  | 72.2  | 65  | 34 | 32 | 11 | 6  | 36 | 2   | 81  | 4  | 2  |
|      | Minor League Totals | 9 | 5 | 4.13  | 103 | 6  | 0  | 0   | 17 | 163.1 | 152 | 87 | 75 | 22 | 13 | 64 | 4   | 189 | 10 | 2  |
|      | Cuba Totals         | 9 | 7 | 4.80  | 46  | 10 | 0  | 0   | 9  | 110.2 | 113 | 70 | 59 | 7  | 11 | 60 | 11  | 71  | 6  | 4  |

### CAREER TRANSACTIONS

**2017** — Signed by the Oakland Athletics as a non-drafted free agent, February 1.

**RIGHT-HANDED PITCHER****Height/Weight:** 6-3 / 238**Bats/Throws:** Right / Right**Birthdate:** December 21, 1985**Opening Day Age:** 34**Birthplace/Resides:** Oak Park, Illinois / Park Ridge, Illinois**Major League Service:** 2 years, 92 days**Obtained:** Signed to a minor league contract, November 14, 2018; re-signed to a minor league contract, November 7, 2019**Contract Status:** First year of a one-year contract through 2020**NON-ROSTER INVITEE****CAREER HIGHLIGHTS**

Is 3-6 with a 5.20 ERA in 84 games over four seasons in the majors with the Chicago Cubs (2010, 14-15) and Oakland A's (2019)...is also 25-32 with 144 saves and a 3.10 ERA (182 er in 527.2 ip) in 440 career appearances in 11 minor league seasons...pitched for Seibu in Japan in 2017...saw his most extensive Major League action with the Cubs in 2014 when he compiled a 4.15 ERA in 61 relief appearances...missed the entire 2011 season with an elbow injury...was originally drafted by the Angels in the 34th round in 2005 but did not sign...drafted by the Phillies in 16th round in 2007 and was traded to the Cubs Aug. 7, 2008...has also pitched in the Rockies and Dodgers farm systems.

**2019 HIGHLIGHTS**

Spent most of the season at Triple-A Las Vegas where he went 4-1 with 11 saves and a 4.64 ERA in 35 games, including one start...also had a one-month stint in Oakland, his first Major League action since 2015...had no decisions and a 3.72 ERA in six relief appearances with the A's...allowed a .324 opponents batting average but did not surrender a home run in 9.2 innings...yielded a .308 (4-for-13) average against left-handed hitters compared to .333 (8-for-24) against right-handers...issued three of his four walks to lefties...opponents hit .429 with runners in scoring position...first batters faced were 2-for-5 (.400) with a walk...allowed 2-of-4 (50.0%) inherited runners to score...was selected from Las Vegas June 23 and made his A's debut that day against Tampa Bay (2.0 ip, 5 h, 1 r, 1 er, 1 so)...it was his first outing in the majors since June 14, 2015 with the Cubs against Cincinnati (0.2 ip)...tossed a career-high 3.0 innings July 22 at Houston...also had a career-high 52 pitches and matched his best with three strikeouts in that game...made his final appearance with 2.0 scoreless and hitless innings July 25 against Texas...was designated for assignment July 29 and outrighted to Las Vegas July 31.

**LAS VEGAS:** His 11 saves with Las Vegas tied for third in the A's farm system and tied for fifth in the Pacific Coast League...his 4.64 ERA was the highest of his minor league career as was his .300 opponents batting average...had a .270 (17-for-63) average against left-handed hitters compared to .318 (34-for-107) with five of his six home runs against right-handers...opponents hit .337 with four of his six home runs with the bases empty, .259 with runners on...had a .326 opponents average with runners in scoring position...yielded a .359 average to batters leading off an inning but issued just one walk...had a 2.79 ERA in 15 games on the road compared to 6.17 in 20 appearances at home...did not allow a home run in 19.1 innings at home as he surrendered all six of his home runs at Las Vegas Ballpark...was 2-1 with eight of his 11 saves and a 2.22 ERA in 19 appearances following a loss...tossed at least one inning in 31 of his 35 games...allowed at least one run in six of his first eight outings through April 25 for an 8.38 ERA and .378 opponents batting average...then did not allow a run in nine of his next 11 appearances from April 26 to May 22...had a 1.38 ERA and .178 opponents batting average over that span and issued just one walk in 13.0 innings...struck out a season-high three May 2 at Reno and May 10 against Salt Lake...tossed 3.0 innings June 7 against San Antonio, which matched his longest outing as a Major Leaguer or Minor Leaguer...made the first start of his professional career June 16 at Memphis (1.0 ip, 2 h, 1 r, 1 so)...it came after 430 career minor league appearances, 78 games in the majors and 64 in Japan...was 4-1 with 10 saves, a 3.89 ERA and .281 opponents batting average in 27 games when he was selected by Oakland June 23...returned to Las Vegas July 31 and made one appearance

on Aug. 2 against Oklahoma City (0.2 ip, 1 bb, 1 so) before going on the injured list the next day with a strained left shoulder...was reinstated Aug. 15 and had one save, an 8.59 ERA and .394 opponents batting average over his final seven regular season games...issued a season-high two walks Aug. 15 against Albuquerque...allowed a season-high four runs without retiring a batter Aug. 19 against Reno...made two postseason appearances against Sacramento (1.0 ip, 2 h, 2 so).

## CAREER

**2018**—Spent the entire season at Triple-A Oklahoma City in the Los Angeles Dodgers organization where he went 7-2 with 21 saves and a 3.36 ERA in 58 relief appearances...surrendered just two home runs in 67.0 innings...the seven wins are his best as a minor leaguer and he had his fourth season with 20 or more saves...led the Pacific Coast League in games pitched and ranked second in saves...tied for ninth among all minor leaguers in saves...led the Los Angeles farm system in saves and was named a Dodgers organization All-Star by MiLB.com...converted 21-of-25 (84.0%) save opportunities...allowed a .256 opponents batting average, including .226 against right-handed hitters compared to .303 against left-handers...yielded a .220 batting average with runners in scoring position...opponents hit .296 with a .387 on-base percentage when leading off an inning...allowed 3-of-15 (20.0%) inherited runners to score...compiled a 2.70 ERA in 35 games before the All-Star Break, a 4.56 ERA in 23 games after the break...posted a 2.43 ERA in 31 games at home, a 4.28 ERA in 27 contests on the road...tossed at least one inning in 52 of his 58 appearances...did not allow a run in 11 of 12 games from April 12 to May 10...had eight saves, a 0.75 ERA and a .186 opponents batting average over that stretch...posted a 1.69 ERA in 10 appearances in April...had a 42-game, 50.1-inning homerless streak from May 18 to Sept. 1...tossed a season-high 2.0 innings May 20 against Nashville, his first of eight outings of two innings...stranded each of his final 11 inherited runners beginning June 6...struck out a season-high three batters in 2.0 innings June 9 at Fresno...finished June with a 1.96 ERA in 12 appearances...went 2-0 with four saves over a six-game stretch from July 7 to 24...compiled a season-high 6.2-inning scoreless streak from Aug. 14 to 26...had a loss and a blown save in two postseason appearances for the Dodgers (1.0 ip, 5 h, 3 r, 3 er, 27.00 ERA).

**2017**—Spent the season with the Saitama Seibu Lions of the Nippon Professional Baseball League and went 1-5 with a 2.83 ERA in 64 relief appearances...allowed just one home run over 63.2 innings of relief...struck out 23 batters against 29 walks.

**2016**—Spent the entire season at Triple-A Albuquerque where he was 1-2 with eight saves and a 3.64 ERA in 36 relief appearances...struck out 43 batters in 42.0 innings (9.21 per nine innings)...surrendered just two home runs (0.43 per nine innings)...had a .266 opponents batting average, which broke down to .225 against left-handed hitters compared to .299 against right-handers...converted 8-of-11 (72.7%) save opportunities...allowed 3-of-5 (60.0%) inherited runners to score...logged a 1.99 ERA in 20 games on the road...seven of his eight saves came after the All-Star Break...tossed at least one inning in 34 of his 36 appearances, including a season high 2.0 innings five times...did not allow a run over his first four games (6.1 ip) before going on the disabled list April 18 with a strained left oblique...was reinstated June 4...had a 10-game, 10.1-inning scoreless streak from June 22 to July 17...opponents went 5-for-33 (.152) over that stretch...struck out in his only at bat Aug. 10 against Las Vegas...did not allow a run in seven of his final eight outings beginning Aug. 18 (1.93 ERA).

**2015**—Spent the majority of the season at Triple-A, but had three separate Major League stints with the Chicago Cubs...was 1-2 with a 7.36 ERA in 10 relief appearances over April, May and June...was scored upon in four of his 10 appearances...earned his lone win of the year in his final appearance of 2015 June 14 vs. Cincinnati, 2-1, securing the final two outs in the 11th inning...lost twice, April 17 vs. San Diego and April 23 at Pittsburgh...made a team-high 45 appearances for Triple-A Iowa, allowing only eight earned runs in 44.2 innings with an organization-high 23 saves in 27 opportunities...was 2-3 with a 1.61 ERA allowing only one home run at Triple A...scored upon once over 18 games for Iowa in May and June (21.0 ip, 2 er)...had eight scoreless appearances in June (10.2 ip)...notched a 19.2-scoreless inning streak over 21 games from May 28-July 23...was 2-0 with 10 saves and an 0.69 ERA the first half, 0-3 with 13 saves and a 2.89 ERA the second...was designated for assignment Aug. 27 and outrighted to Iowa, Sept. 1.



**2014**—Broke camp with the Cubs and spent a majority of the year with the club...went 2-3 with a 4.15 ERA and 12 holds in 61 games...retired 43 of 61 first batters faced...stranded 25 of 40 inherited runners...allowed just two home runs in 242 batters faced...recorded a 15.1 scoreless innings streak, May 12-June 6...held opponents to a .118 batting average...made his first career Opening Day roster and pitched in six games before he was optioned to Iowa, April 12...earned his first career victory May 3 vs. St. Louis (3-0)...retired his lone two batters faced to end the sixth inning...recorded his first career hit, June 1, in Milwaukee, a single off Kyle Lohse...landed on the 15-day disabled list, Aug. 10 with right shoulder inflammation...made four rehab outings before he was reinstated and optioned to Iowa, Aug. 24...recalled Sept. 2 and pitched in eight games for the Cubs to end the season...had no record with three saves and a 3.38 ERA (8.0 IP, 3 ER) in seven relief appearances with Iowa.

**2013**—Went 1-6 with an organization-best 22 saves and a 2.42 ERA and 58 strikeouts in 54 relief appearances between Double-A Tennessee and Triple-A Iowa...was named a MiLB.com Organizational All-Star for the Cubs...began the season with the Smokies, going 0-2 with two saves and a 0.83 ERA in 16 relief appearances...did not allow an earned run in his first 12 appearances at Tennessee (17.1 ip)...promoted to Iowa, May 27...went 1-4 with 20 saves and a 3.24 ERA in 38 games.

**2012**—Went 3-5 with a 2.61 ERA in 50 relief appearances between High-A Daytona and Double-A Tennessee...allowed just three home runs while walking 13 and striking out 63 hitters in 69.0 innings of work...started the year with Daytona, going 0-1 with two saves and a 2.00 ERA in 21 games over two stints with the club...was promoted to Tennessee, May 1.

**2011**—Missed the entire season with a right elbow injury...was claimed off waivers by the Yankees, Jan. 5, then again by the Phillies, Feb. 15...was returned to the Cubs and placed on the 15-day disabled list, March 22, with a right elbow strain.

**2010**—Made his big league debut with the Cubs, going 0-1 with a 12.38 ERA and seven strikeouts in seven relief appearances...had his contract selected June 26...made his Major League debut two days later vs. Pittsburgh, tossing 0.2 scoreless innings of relief and striking out the two batters he faced...was on the Cubs 15-day disabled list from July 3-23 with a right shoulder injury...went 2-1 with 13 saves and a 3.15 ERA in 37 relief appearances with Iowa...was on Iowa's seven-day disabled list from Aug. 25-Sept. 7 with an inflamed right shoulder.

**2009**—Spent the entire season with Double-A Tennessee, going 1-7 with a career-high tying 22 saves and a 4.38 ERA in 59 relief appearances...was named to the Southern League Midseason All-Star team...struck out 51 hitters while walking 24 in 61.2 innings of work...set career highs in losses.

**2008**—Began the season in the Phillies organization before being acquired by the Cubs Aug. 7 for left-handed pitcher Scott Eyre...overall, went 4-4 with a 2.21 ERA in 41 relief appearances between the two organizations...recorded a career-best 67 strikeouts in 57.0 innings of work.

**2007**—In his first professional season, went 0-1 with a 3.51 ERA in 17 relief appearances with Single-A affiliates Williamsport and Lakewood...batted .293 with three home runs and 17 RBI in June...hit .289 with three home runs and 16 RBI.

## PERSONAL/MISCELLANEOUS

Brian Patrick Schlitter...the Chicago native graduated from Maine South High School in Park Ridge, Ill....played collegiately at the College of Charleston and became the eighth Cougar to reach the Major Leagues in 2010...was the first CoFC player called up since the New York Yankees Brett Gardner in 2008...originally selected by the Los Angeles Angels of Anaheim in the 34th round of the 2005 First-Year Player Draft out of Florida Gateway College, but did not sign.

## LIFETIME PITCHING RECORD

| Year                       | Club           | W                         | L         | ERA         | G          | GS       | CG       | SHO      | SV          | IP           | H          | R          | ER         | HR        | HB        | BB         | IBB       | SO         | WP        | BK       |  |
|----------------------------|----------------|---------------------------|-----------|-------------|------------|----------|----------|----------|-------------|--------------|------------|------------|------------|-----------|-----------|------------|-----------|------------|-----------|----------|--|
| 2007                       | Williamsonport | 0                         | 0         | 0.00        | 1          | 0        | 0        | 0        | 1           | 2.0          | 2          | 0          | 0          | 0         | 1         | 0          | 0         | 1          | 0         | 0        |  |
|                            | Lakewood       | 0                         | 1         | 3.80        | 16         | 0        | 0        | 0        | 3           | 23.2         | 27         | 13         | 10         | 2         | 0         | 6          | 0         | 21         | 1         | 0        |  |
| 2008                       | Clearwater     | 4                         | 3         | 2.22        | 34         | 0        | 0        | 0        | 6           | 48.2         | 39         | 13         | 12         | 1         | 1         | 21         | 4         | 58         | 1         | 0        |  |
|                            | Daytona        | 0                         | 1         | 2.16        | 7          | 0        | 0        | 0        | 3           | 8.1          | 9          | 2          | 2          | 0         | 0         | 3          | 0         | 9          | 1         | 0        |  |
| 2009                       | Tennessee      | 1                         | 7         | 4.38        | 59         | 0        | 0        | 0        | 22          | 61.2         | 62         | 36         | 30         | 8         | 1         | 24         | 3         | 51         | 2         | 0        |  |
| 2010                       | Iowa           | 2                         | 1         | 3.15        | 37         | 0        | 0        | 0        | 13          | 45.2         | 44         | 18         | 16         | 3         | 1         | 21         | 0         | 42         | 2         | 0        |  |
|                            | CHICAGO (NL)   | 0                         | 1         | 12.38       | 7          | 0        | 0        | 0        | 0           | 8.0          | 18         | 11         | 11         | 2         | 1         | 5          | 1         | 7          | 0         | 0        |  |
| 2011                       | CHICAGO (NL)   | (Injured — did not pitch) |           |             |            |          |          |          |             |              |            |            |            |           |           |            |           |            |           |          |  |
| 2012                       | Daytona        | 0                         | 1         | 2.00        | 21         | 0        | 0        | 0        | 2           | 27.0         | 27         | 9          | 6          | 1         | 1         | 2          | 0         | 19         | 0         | 1        |  |
|                            | Tennessee      | 3                         | 4         | 3.00        | 29         | 0        | 0        | 0        | 6           | 42.0         | 43         | 19         | 14         | 2         | 0         | 11         | 0         | 44         | 1         | 0        |  |
| 2013                       | Tennessee      | 0                         | 2         | 0.83        | 16         | 0        | 0        | 0        | 2           | 21.2         | 24         | 8          | 2          | 0         | 1         | 6          | 1         | 13         | 0         | 0        |  |
|                            | Iowa           | 1                         | 4         | 3.24        | 38         | 0        | 0        | 0        | 20          | 41.2         | 38         | 15         | 15         | 4         | 1         | 9          | 2         | 45         | 2         | 1        |  |
| 2014                       | CHICAGO (NL)   | 2                         | 3         | 4.15        | 61         | 0        | 0        | 0        | 0           | 56.1         | 58         | 29         | 26         | 2         | 2         | 19         | 4         | 31         | 0         | 0        |  |
|                            | Iowa           | 0                         | 0         | 3.38        | 7          | 0        | 0        | 0        | 3           | 8.0          | 10         | 4          | 3          | 0         | 0         | 3          | 0         | 4          | 0         | 0        |  |
| 2015                       | AZL Cubs       | 0                         | 0         | 0.00        | 1          | 0        | 0        | 0        | 0           | 1.0          | 0          | 0          | 0          | 0         | 0         | 0          | 0         | 0          | 0         | 0        |  |
|                            | CHICAGO (NL)   | 1                         | 2         | 7.36        | 10         | 0        | 0        | 0        | 0           | 7.1          | 12         | 6          | 6          | 2         | 0         | 2          | 0         | 4          | 0         | 0        |  |
|                            | Iowa           | 2                         | 3         | 1.61        | 45         | 0        | 0        | 0        | 23          | 44.2         | 41         | 11         | 8          | 1         | 1         | 26         | 1         | 35         | 1         | 0        |  |
| 2016                       | Albuquerque    | 1                         | 2         | 3.64        | 36         | 0        | 0        | 0        | 8           | 42.0         | 42         | 19         | 17         | 2         | 1         | 21         | 2         | 43         | 4         | 0        |  |
| 2017                       | Seibu (Japan)  | 1                         | 5         | 2.83        | 64         | 0        | 0        | 0        | 0           | 63.2         | 58         | 22         | 20         | 1         | 0         | 29         | 1         | 23         | 1         | 1        |  |
| 2018                       | Oklahoma City  | 7                         | 2         | 3.36        | 58         | 0        | 0        | 0        | 21          | 67.0         | 66         | 31         | 25         | 2         | 3         | 26         | 2         | 46         | 5         | 1        |  |
| 2019                       | Las Vegas      | 4                         | 1         | 4.64        | 35         | 1        | 0        | 0        | 11          | 42.2         | 51         | 25         | 22         | 6         | 1         | 11         | 0         | 31         | 3         | 0        |  |
|                            | OAKLAND        | 0                         | 0         | 3.72        | 6          | 0        | 0        | 0        | 0           | 9.2          | 12         | 4          | 4          | 0         | 0         | 4          | 0         | 6          | 1         | 0        |  |
| <b>Major League Totals</b> |                | <b>3</b>                  | <b>6</b>  | <b>5.20</b> | <b>84</b>  | <b>0</b> | <b>0</b> | <b>0</b> | <b>81.1</b> | <b>100</b>   | <b>50</b>  | <b>47</b>  | <b>6</b>   | <b>3</b>  | <b>30</b> | <b>5</b>   | <b>48</b> | <b>1</b>   | <b>0</b>  |          |  |
| <b>Minor League Totals</b> |                | <b>25</b>                 | <b>32</b> | <b>3.10</b> | <b>440</b> | <b>1</b> | <b>0</b> | <b>0</b> | <b>144</b>  | <b>527.2</b> | <b>525</b> | <b>223</b> | <b>182</b> | <b>32</b> | <b>13</b> | <b>190</b> | <b>15</b> | <b>462</b> | <b>23</b> | <b>3</b> |  |

## CAREER TRANSACTIONS

**2005** — Selected by the Los Angeles Angels organization in the 34th round of the First-Year Player Draft; did not sign. **2007** — Selected by the Philadelphia Phillies organization in the 16th round of the First-Year Player Draft. **2008** — Traded to the Chicago Cubs for pitcher Scott Eyre, August 7. **2010** — On the disabled list, July 3 to 22; included rehabilitation assignment to Iowa, July 17 to 22. **2011** — On the disabled list, March 22 to September 28. **2014** — On the disabled list, August 9 to 23; included rehabilitation assignment to Arizona Cubs, August 21 to 22, and Iowa, August 23. **2015** — Elected free agency, October 14; signed by the Colorado Rockies to a minor league contract, November 18. **2016** — Released, October 25. **2018** — Signed by the Los Angeles Dodgers to a minor league contract, February 15. Elected free agency, November 2; signed by the Oakland Athletics to a minor league contract, November 14. **2019** — Elected free agency, September 30; re-signed by the Oakland Athletics to a minor league contract, November 7.

## SCHLITTER'S CAREER BESTS

**Low Hit Complete Game:** None  
**Innings Pitched:** 3.0, July 22, 2019 at Houston  
**Strikeouts:** 3 (twice), last: July 22, 2019 at Houston  
**Pitches:** 52, July 22, 2019 at Houston  
**Longest Winning Streak:** 2, May 3 to 8, 2014  
**Longest Losing Streak:** 5, May 10, 2014 to April 23, 2015  
**Longest Scoreless Streak:** 15.1, May 12 to June 6, 2014

**RIGHT-HANDED PITCHER****Height/Weight:** 5-10 / 205**Bats/Throws:** Right / Right**Birthdate:** June 20, 1991**Opening Day Age:** 28**Birthplace/Resides:** Albany, New York / Livingston, Texas**Major League Service:** 76 days**Obtained:** Signed to a minor league contract, November 18, 2019**Contract Status:** First year of a one-year contract through 2020**NON-ROSTER INVITEE****CAREER HIGHLIGHTS**

Is 2-2 with a 5.86 ERA in 26 games in two seasons in the majors with Tampa Bay (2018) and Los Angeles-NL (2019)...was originally drafted by the Rays in 2013 and spent six seasons in the Tampa Bay organization before he was dealt to the Dodgers prior to the 2019 season...is 24-20 with eight saves and a 3.80 ERA in 183 career minor league appearances, including 81 starts...78 of those starts came over his first three seasons...has 617 strikeouts in 473.1 minor league innings, an average of 11.73 per nine innings...tied for second in the minor league in strikeouts in 2015 (168) and was third in 2016 (167)...pitched for Peoria in the Arizona Fall League in 2014.

**2019 HIGHLIGHTS**

Had two stints with the Los Angeles Dodgers and compiled a 7.20 ERA and .316 opponents batting average in four relief appearances...was recalled for the first time on April 11 and did not allow a run in three outings (3.0 ip) before he was optioned back to Triple-A Oklahoma City April 14...opponents went 1-for-9 (.111) with two walks...returned for a second time July 27 and allowed four runs on five hits and a walk in 2.0 innings the next day at Washington before he was sent back to Oklahoma City following the game...spent the balance of the season at Triple-A where he compiled a 2-3 record, a career-high four saves and a 5.85 ERA in a career-high 47 appearances, including one start...struck out 62 batters in 47.2 innings, an average of 11.71 strikeouts per nine innings...however, issued 27 walks (5.10 per nine innings)...surrendered just three home runs...allowed a .274 opponents batting average, which broke down to .242 (15-for-62) against left-handed hitters compared to .289 (37-for-128) against right-handers...opponents hit .209 when leading off an inning but he walked eight for a .333 on-base percentage...was 2-0 with a 4.03 ERA in 22 games on the road, 0-3 with a 7.46 ERA in 25 outings at home...tossed one inning or fewer in 39 of his 47 appearances.

**OKLAHOMA CITY:** Began the season at Oklahoma City and made one appearance on April 6 against San Antonio (1.1 ip, 1 h, 1 r, 1 er, 1 bb, 3 so) before he was recalled by the Dodgers April 11...was optioned back to Triple-A April 15...walked a season-high three batters and allowed three runs in 0.2 innings April 19 against Iowa (also Aug. 30 vs. New Orleans)...finished April with a 6.00 ERA and .111 opponents batting average in six appearances...walked six in 6.0 innings...then logged a 9.31 ERA and three of his four saves in 10 games in May...allowed a season-high six runs on a season-high five hits in 1.1 innings May 2 against Round Rock...yielded three runs without retiring a batter in his next appearance, giving him a 14.73 ERA over his first eight games with Oklahoma City...did not allow a run in nine of his next 11 games from May 7 to June 6 (1.54 ERA)...tossed a season-high 2.0 scoreless innings May 7 against Nashville, his first of five outings of 2.0 innings...was credited with his fourth and final save of the season May 30 at Memphis...yielded eight runs over a six-game stretch from June 8-22 for an 8.31 ERA and .409 opponents batting average...then had a nine-game, 9.2-inning scoreless streak from June 26 to July 17...held the opposition to a .152 average over that span and struck out 15...struck out a season-high four batters in 2.0 scoreless innings of relief July 3 at Nashville...made his lone start of the season July 21 against San Antonio (1.0 ip, 2 h, 3 r, 3 er, 1 bb, 2 so)...surrendered his first home run of the season that day, snapping a season-opening 34-game, 33.0-inning, 151-batter faced homerless streak...had a 5.66 ERA in 36 games when he was recalled by Los Angeles a second time July 27...was sent back to Oklahoma City the next day...had a seven-game, 8.1-inning scoreless streak

from Aug. 4 to 19...matched his season-high with four strikeouts in 2.0 innings Aug. 17 at Round Rock...was placed on the injured list Aug. 20 with a right cheekbone contusion...was reinstated Aug. 27 and allowed nine runs on eight hits and four walks in 2.2 innings over his final three appearances...posted a 6.94 ERA in 10 appearances in August.

## CAREER

**2018**—Split the season between Triple-A Durham and the Tampa Bay Rays, going a combined 4-3 with a 5.70 ERA in 54 games...struck out 92 batters in 66.1 innings...went 2-1 with a 5.75 ERA 32 games (one start) with Durham...fanned 58 batters in 36.0 innings, finishing tied for eighth on the team in that category...made his Major League debut on May 29 against Oakland, striking out all three batters he faced on 14 pitches...was recalled on three separate occasions, going 2-2 with a 5.64 ERA in 22 games for Tampa Bay...was designated for assignment on Jan. 4, 2019...traded to the Dodgers for RHP Caleb Sampen from Tampa Bay.

**2017**—Was limited to 13 appearances with Triple-A Durham after suffering a right groin injury in his first outing of the season...made three rehab appearances (one start) with the GCL Rays...pitched in three games for Single-A Charlotte before being transferred back to Durham and was reinstated from the disabled list on July 18...pitched exclusively out of the bullpen for Durham, his first relief appearance since 2013 with Short-A Hudson Valley...also made two appearance for Durham in the International League playoffs...ranked by *Baseball America* as the No. 28 prospect in the Rays system following the season...the magazine also tabbed him as having the Best Slider in the organization for a second consecutive year...made nine appearances for the Rays in Spring Training, going 0-1 with a 1.84 ERA and 22 strikeouts in 14.1 innings...was added to the 40-man roster Oct. 2.

**2016**—Spent the 2016 season with Durham, going 5-7 with a 3.93 ERA in 27 starts...his 163 strikeouts led Triple-A pitchers and ranked third in the minors behind Brandon Woodruff (173) and Josh Staumont (167)...led Rays minor leaguers for a second consecutive year...became the first Rays' minor leaguer to lead the system in strikeouts in back-to-back years since Matt Moore did it in three consecutive years from 2009-11...in addition to leading the International League in strikeouts, ranked seventh with a 3.58 ERA and tied for third in starts...tied a career-high with 12 strikeouts in 5.0 innings on April 24 vs. Indianapolis...took a perfect game into the 7th inning on June 6 at Norfolk...retired his first 20 batters he faced before Mike Yastrzemski doubled...Mike is the grandson of Hall of Famer Carl Yastrzemski and went one pick after Schultz in the 14th round of the 2013 June Draft...ranked by *Baseball America* as the No. 12 prospect in the Rays system following the season, up from No. 23 the year prior...invited to his first Big League Spring Training as a Non-Roster invitee, tossing 8.2 scoreless innings with eight strikeouts in four games.

**2015**—Made 27 starts for Double-A Montgomery, going 9-5 with a 3.67 ERA...fanned 168 batters in 135.0 innings...led the team in strikeouts, starts, while finishing second in ERA and wins...set career-highs in wins, innings pitched and strikeouts...his 168 strikeouts tied for 2nd-most among all minor league pitchers behind José Berríos (175)...they were the most by a Rays farmhand since Matt Moore (210) in 2011...ranked among Southern League leaders in ERA (3.67, 9th), starts (27, T- 1st), strikeouts (168, 1st) and opponents batting average (.218, 1st)...named to the Southern League Midseason All-Star team after going 5-3 with a 3.55 ERA in 13 first half stats...retired both batters he faced in the game...posted a 6-2 record with a 1.88 ERA in 13 road starts, while going 3-3 with a 5.71 ERA at home.

**2014**—Combined to make 14 starts across Single-A Bowling Green and High-A Charlotte, going 4-1 with a 2.40 ERA...missed parts of the season due to a pair of disabled list stints...went 2-1 with a 1.95 ERA in nine starts for Bowling Green...struck out 58 batters in 37.0 innings before being transferred to High-A on August 20...made seven starts for Peoria Javelinas in the Arizona Fall League, going 2-3 with a 4.61 ERA and 28 strikeouts in 27.1 innings...led the AFL in strikeouts.

**2013**—Made his professional debut with Rookie-level Hudson Valley, going 1-2 with a 3.05 ERA...tied for the Renegades team lead with 55 strikeouts.

## PERSONAL/MISCELLANEOUS

Jaime Matthew Schultz...played three years at High Point University, going a combined 10-9 with a 3.90 ERA in 57 games (14 starts)...named to the All-Big South Second-Team as a freshman and was 10th in the conference with 68 strikeouts in 2010...missed the 2011 season with Tommy John surgery.

### LIFETIME PITCHING RECORD

| Year                       | Club             | W         | L         | ERA         | G          | GS        | CG       | SHO      | SV       | IP           | H          | R          | ER         | HR        | HB        | BB         | IBB      | SO         | WP        | BK       |
|----------------------------|------------------|-----------|-----------|-------------|------------|-----------|----------|----------|----------|--------------|------------|------------|------------|-----------|-----------|------------|----------|------------|-----------|----------|
| 2013                       | Hudson Valley    | 1         | 2         | 3.05        | 17         | 10        | 0        | 0        | 0        | 44.1         | 32         | 17         | 15         | 3         | 4         | 29         | 0        | 55         | 6         | 0        |
| 2014                       | Bowling Green    | 2         | 1         | 1.95        | 9          | 9         | 0        | 0        | 0        | 37.0         | 27         | 9          | 8          | 2         | 1         | 14         | 0        | 58         | 5         | 0        |
|                            | Charlotte        | 2         | 0         | 3.13        | 5          | 5         | 0        | 0        | 0        | 23.0         | 19         | 9          | 8          | 0         | 2         | 15         | 0        | 21         | 2         | 0        |
| 2015                       | Montgomery       | 9         | 5         | 3.67        | 27         | 27        | 0        | 0        | 0        | 135.0        | 105        | 58         | 55         | 11        | 9         | 90         | 0        | 168        | 10        | 0        |
| 2016                       | Durham           | 5         | 7         | 3.58        | 27         | 27        | 0        | 0        | 0        | 130.2        | 113        | 57         | 52         | 12        | 1         | 68         | 0        | 163        | 7         | 0        |
| 2017                       | Durham           | 1         | 0         | 3.86        | 13         | 0         | 0        | 0        | 0        | 11.2         | 10         | 5          | 5          | 1         | 1         | 4          | 0        | 21         | 1         | 1        |
|                            | Charlotte        | 0         | 1         | 6.23        | 3          | 0         | 0        | 0        | 1        | 4.1          | 4          | 3          | 3          | 1         | 0         | 2          | 1        | 7          | 0         | 0        |
|                            | GCL Rays         | 0         | 0         | 0.00        | 3          | 1         | 0        | 0        | 0        | 3.2          | 3          | 1          | 0          | 0         | 0         | 0          | 0        | 4          | 0         | 1        |
| 2018                       | TAMPA BAY        | 2         | 2         | 5.64        | 22         | 1         | 0        | 0        | 0        | 30.1         | 18         | 19         | 19         | 6         | 3         | 17         | 0        | 35         | 1         | 0        |
|                            | Durham           | 2         | 1         | 5.75        | 32         | 1         | 0        | 0        | 3        | 36.0         | 44         | 27         | 23         | 5         | 0         | 23         | 1        | 58         | 2         | 2        |
| 2019                       | Oklahoma City    | 2         | 3         | 5.85        | 47         | 1         | 0        | 0        | 4        | 47.2         | 52         | 38         | 31         | 3         | 2         | 27         | 1        | 62         | 4         | 0        |
|                            | LOS ANGELES (NL) | 0         | 0         | 7.20        | 4          | 0         | 0        | 0        | 0        | 5.0          | 6          | 4          | 4          | 1         | 0         | 3          | 0        | 3          | 0         | 0        |
| <b>Major League Totals</b> |                  | <b>2</b>  | <b>2</b>  | <b>5.86</b> | <b>26</b>  | <b>1</b>  | <b>0</b> | <b>0</b> | <b>0</b> | <b>35.1</b>  | <b>24</b>  | <b>23</b>  | <b>23</b>  | <b>7</b>  | <b>3</b>  | <b>20</b>  | <b>0</b> | <b>38</b>  | <b>1</b>  | <b>0</b> |
| <b>Minor League Totals</b> |                  | <b>24</b> | <b>20</b> | <b>3.80</b> | <b>183</b> | <b>81</b> | <b>0</b> | <b>0</b> | <b>8</b> | <b>473.1</b> | <b>409</b> | <b>224</b> | <b>200</b> | <b>38</b> | <b>20</b> | <b>272</b> | <b>3</b> | <b>617</b> | <b>37</b> | <b>4</b> |

### CAREER TRANSACTIONS

**2013** — Selected by the Tampa Bay Rays organization in the 14th round of the First-Year Player Draft. **2019** — Traded to the Los Angeles Dodgers for minor league pitcher Caleb Sampen, January 8. Elected free agency, November 4; signed by the Oakland Athletics to a minor league contract, November 18.

### SCHULTZ' CAREER BESTS


**Low Hit Complete Game:** None  
**Innings Pitched:** 3.0, July 25, 2018 vs. New York (AL)  
**Strikeouts:** 5, July 20, 2018 vs. Miami  
**Pitches:** 53, July 14, 2018 at Minnesota  
**Longest Winning Streak:** 2, July 14 to September 10, 2018  
**Longest Losing Streak:** 2, September 14, 2018 to present  
**Longest Scoreless Streak:** 6.2 (twice), last August 11 to September 11, 2018

### RECENT NON-ROSTER INVITEES TO PLAY FOR OAKLAND

**2019:** Nick Hundley, Corban Joseph, Brian Schlitter, Wei-Chung Wang  
**2018:** Jeremy Bleich, Nick Martini  
**2017:** Michael Brady, Simon Castro, Jaff Decker, Ryan Lavarney, Josh Smith, Cesar Valdez  
**2016:** Matt McBride, Patrick Schuster, Chris Smith, Eric Surkamp  
**2015:** Carson Blair, Jason Pridie, Pat Venditte, Barry Zito  
**2014:** Sam Fuld  
**2013:** Luke Montz  
**2012:** Jim Miller, Brandon Moss, Evan Scribner  
**2011:** Andy LaRoche, Jai Miller  
**2010:** Cedrick Bowers  
**2009:** Kevin Cameron, Matt Carson  
**2008:** Brooks Conrad, Kirk Saarloos, Mike Sweeney  
**2007:** J.J. Furmaniak, Erasmo Ramirez  
**2006:** Doug Clark, Randy Keisler  
**2005:** Hiram Bocachica, Jermaine Clark, Britt Reames  
**2004:** Ramon Castro

**2003:** Mike Edwards, Ron Gant, David McCarty, Adam Melhuse  
**2002:** Jose Flores, Larry Sutton  
**2001:** Andy Abad, Erik Hiljus, Robin Jennings, Tom Wilson  
**2000:** Jon Rattliff, Rich Sauveur, Jeff Tam  
**1999:** John Jaha, Kevin Jarvis  
**1998:** Jim Dougherty, Gil Heredia, Kevin Mitchell, Jack Voigt  
**1997:** Patrick Lennon, Richie Lewis, Dave Magadan, Mike Oquist  
**1996:** Rafael Bournival, Paul Fletcher, Buddy Groom, Torey Lovullo, Matt Stairs, Dave Telgheder  
**1994:** Geronimo Berroa, Steve Ontiveros, Ed Vosberg  
**1993:** Dale Sveum, Curt Young  
**1992:** Rich Gossage, Mike Kingery, Jeff Parrett  
**1991:** Brad Komminsk  
**1989:** Chris Bando, Billy Beane, Bill Dawley, Brian Snider

*Note: List only includes players not with the A's organization the previous year*



**SHORTSTOP**

**Height/Weight:** 6-0 / 195

**Bats/Throws:** Right / Right

**Birthdate:** September 17, 1990

**Opening Day Age:** 29

**Birthplace/Resides:** San Francisco, California / Alameda, California

**Major League Service:** 5 years, 118 days

**Obtained:** Acquired from the Chicago White Sox with Chris Bassitt, Josh Phegley and Rangel Ravelo for Jeff Samardzija and Michael Ynoa, December 9, 2014

**Contract Status:** First year of a one-year contract through 2020

**CAREER HIGHLIGHTS**

The East Bay native is a .258 hitter with 100 home runs and 322 RBI in 720 games in five seasons with the A's after batting .240 with eight home runs and 35 RBI in 85 games in two seasons with the White Sox...his 100 home runs are third most in Athletics history by a shortstop...has 716 games played at shortstop in an A's uniform, which is third most in Oakland history behind Bert Campaneris (1272) and Miguel Tejada (932), and seventh most in Athletics history...is one of five Major Leaguers with at least 10 home runs and 10 stolen bases in each of the last five seasons (Betts, Braun, Lindor, Trout)... finished in the top five in Oakland history in eight different categories in 2019, tying Oakland records for runs scored (123) and games played (162)...hit 27 home runs in 2016 to become the fifth shortstop in Athletics history with 20 home runs...was named to *Baseball America's* Minor League All-Star Team and Southern League Most Valuable Player in 2013... played for Glendale in the Arizona Fall League in 2013...was originally selected by Chicago (AL) in the sixth round of the 2011 draft out of Cal.

**2019 HIGHLIGHTS**

Finished in the top five in Oakland history in eight different categories...scored 123 runs, which tied the Oakland record set by Reggie Jackson in 1969...also tied the record for games played (162)...ranked second in at bats (657), third in extra base hits (83), tied for third in hits (187) and total bases (343), tied for fourth in doubles (43) and fifth in multiple hit games (53)...was fourth in Athletics history in at bats, tied for eighth in extra base hits and tied for 10th in runs...ranked second in the American League in total bases, tied for second in times on base (276), third in runs, doubles and extra base hits, fifth in hits, tied for fifth in triples (7), sixth in walks (87), tied for seventh in multiple hit games and ninth in plate appearances per strikeout (7.32)...also tied for the lead in games and ranked second in at bats... finished third in AL Most Valuable Player voting and was one of three players named on all 30 ballots...had 22 third place votes, six fourth place and two sixth place...had 747 plate appearances, which was the most in Athletics history and the most in the majors since Rickie Weeks had 754 for Milwaukee in 2010...was one of five players to appear in each of his team's games (Merrifield and Soler, KC; Villar, BAL; Castro, MIA) and played all but 30 innings at shortstop...it was the 14th time in Oakland history a player appeared in every game in a season...has a consecutive games played streak of 243 dating back to June 28, 2018 (all starts) and has played all but 37 innings at short over that span...his consecutive games started streak is second longest in Oakland history (347, Alfredo Griffin, April 9, 1985-April 30, 1987) while the consecutive games played streak is fourth best...had career highs in games, at bats, runs, hits, doubles, home runs (33), RBI (92), walks, extra base hits, total bases, batting average (.285), on-base percentage (.370), slugging percentage (.523) and OPS (.893) and matched his best in triples (7) and hit by pitches (2)...stole 10 bases and joins Rickey Henderson (7 times), Reggie Jackson (7) and Jose Canseco (5) as the

**ATHLETICS  
SHORTSTOP BESTS**

**HOME RUNS, CAREER**

- 156 Miguel Tejada (1997-2003)
- 116 Eddie Joost (1947-54)
- 100 Marcus Semien (2015-present)**
- 68 Bert Campaneris (1964-76)
- 55 Bobby Crosby (2003-09)

**HOME RUNS, SEASON**

- 34 Miguel Tejada (2002)
- 33 Marcus Semien (2019)**
- 31 Miguel Tejada (2001)
- 30 Miguel Tejada (2000)
- 27 Miguel Tejada (2003)
- 27 Marcus Semien (2016)**

**RUNS BATTED IN, SEASON**

- 131 Miguel Tejada (2002)
- 115 Miguel Tejada (2000)
- 113 Miguel Tejada (2001)
- 106 Miguel Tejada (2003)
- 95 Eric McNair (1932)
- 92 Marcus Semien (2019)**

only players in Athletics history with five or more seasons of 10 homers and 10 stolen bases... joins Jimmie Foxx (1930, 32, 33), Jackson (1969) and Jason Giambi (2001) as the only players in Athletics history with at least 80 walks and 80 extra base hits in a season... joins Al Simmons (1929, 30), Eric Chavez (2001) and Giambi (2001) as the only players with at least 40 doubles and 30 homers... in Major League history, the only players to equal or surpass his totals in runs, hits, doubles, triples, home runs, RBI, walks and stolen bases in the same season are Babe Ruth (1921, 23) and Lou Gehrig (1927)... led the A's in games, at bats, runs, hits, doubles, triples, RBI, walks, extra base hits and batting average... led AL shortstops in fielding percentage (.981), total chances (634), assists (436) and double plays (85) and ranked second in putouts (186)... led ML shortstops in games (161), starts (161) and innings (1435.0)... his innings were the most ever by an Athletics shortstop... his fielding percentage was third best in Athletics history behind Mike Bordick in 1995 (.983) and 1993 (.982)... was hitting .271 with 12 home runs, 48 RBI and a .797 OPS in 92 games at the All-Star Break... then batted .304 with 19 home runs, 44 RBI and a 1.018 OPS after the break... led the majors in runs (62) after the ASB and ranked second in the AL in extra base hits (46)... was fifth in the AL in OPS, sixth in on-base percentage (.396) and seventh in slugging percentage (.621)... his extra base hits were the most in Oakland history after the break, third most in Athletics history and the most since Wally Moses had 52 in 1937... tied the Oakland record for most runs after the break (Giambi, 2001)... tied for the lead among AL shortstops in home runs (33) and ranked second in RBI (92) to the Red Sox Xander Bogaerts (33 HR, 114 RBI)... the home runs were second most in Athletics history by a shortstop to Miguel Tejada's 34 in 2002... the RBI were sixth most... now has 100 home runs over the last five years, which are fourth most by a ML shortstop over that span (Lindor, 125; Story, 122; Correa, 101)... made a team-leading 145 starts batting leadoff where he hit .278 with 31 home runs and 84 RBI... ranked second among AL lead-off hitters in games, third in RBI and fourth in home runs... set Athletics records for home runs and RBI by a leadoff hitter and his 37 doubles and 75 extra base hits are the most since at least 1905... his games played tied for sixth most in Oakland history and were the most since Johnny Damon had 153 in 2001... started each of the A's final 133 games batting leadoff, which is the second longest streak of consecutive games batting first in Oakland history (148, Rickey Henderson, May 12, 1981-June 22, 1982)... batted .327 with a .702 slugging percentage and 1.147 OPS with runners in scoring position... the slugging percentage and OPS ranked second in the AL... hit .309 (55-for-178) against left-handed pitching, .276 (132-for-479) against right-handers... stole all 10 of his bases against right-handers... tied for the ML lead by reaching on an error 12 times... batted a Major League-leading .455 in the fourth inning.

**OAKLAND:** Made his fifth consecutive Opening Day start at shortstop March 20 against Seattle in Tokyo, which ties the Oakland record for consecutive Opening Day starts by a shortstop (Campaneris, Bordick, Tejada and Crosby)... only Campaneris, with eight, has more Opening Day starts at shortstop in an Oakland uniform... committed his first error of the season April 11 at Baltimore, snapping what was then a career-high 38-game errorless streak dating back to Sept. 5, 2018... did not make his second error until June 2 for a 42-game errorless streak from April 12-June 1... that tied for fourth longest in Athletics history by a shortstop... was batting .322 with a .400 on-base percentage over his first 31 games through April 29... then hit .183 over his next 29 games from April 30 to June 2... led off the game with a home run May 28 against Los Angeles (AL)... it was the first of four times he led off the game with a homer (July 19 at Minnesota, Aug. 28 at Kansas City, Sept. 27 at Seattle)... now has six for his career, which is fourth most in Oakland history... went hitless in three straight games from May 31 to June 2, which was the only time he went more than two straight games without collecting a hit... was ejected from a game for the first time in his career June 1 against Houston... had a career-high 17-game hitting streak from June 4 to 20... hit .375 (27-for-72) with 16 runs, five doubles, a triple, three home runs and 13 RBI during the streak, which was third longest in the AL in 2019 and the longest single-season hitting streak by an Athletic since a 22-game streak by Eric Byrnes from May 8-June 1, 2003 (Mark Ellis had a 17-game hitting streak from Sept. 21, 2010-April 5, 2011)... went 4-for-5 with three runs, two home runs and four RBI June 7 at Texas... it was his first of two four-hit games (Sept. 5 vs. Los Angeles-AL) and it was his first of three two-homer games (July 4 vs. Minnesota and Aug. 5 at Chicago-NL)... now has seven career four-hit games and six two-homer contests... was named AL Player of the Week for the week of June 3-9 after going 13-for-31 (.419) with seven runs, two doubles, two home runs, nine RBI and three walks... it was the first weekly award of his career... hit his 10th home run of the season June 15 to become the first Athletic to reach double figures in home runs in five



consecutive seasons since Mark Ellis from 2005-09...is the 18th player in Oakland history with five or more 10-homer seasons...hit .194 over a 14-game stretch from June 21 to July 6...tied for fourth in the AL in hits in June (35)...was 2-for-4 with two home runs and five RBI July 4 against Minnesota...one of the home runs was a grand slam, the fourth of his career...went 16-for-42 (.381) with seven multiple-hit games over an 11-game stretch from July 26 to Aug. 7...ranked third in the AL in runs in July (23)...was batting .269 with 19 home runs, 65 RBI and an .820 OPS over his first 122 games through Aug. 15...then hit .331 with 14 home runs, 36 RBI and a 1.107 OPS over his final 40 games beginning Aug. 16...led the majors in RBI and extra base hits (29) over that span...led the AL in runs (36), tied for the lead in doubles (13), ranked second in home runs and OPS and third in hits (54) and slugging percentage (.693)...had a career-high seven RBI Aug. 26 at Kansas City, which were the most RBI by an A's leadoff hitter since RBI became an official statistic in 1920...joins Miguel Tejada as the only shortstops in Athletics history with seven or more RBI in a game (Tejada had eight on June 30, 2001)...hit his 100th career home run Aug. 30 at New York (AL), a solo shot in the ninth inning of Nestor Cortes, Jr....batted .282 with eight home runs and 21 RBI in 26 games in August...the home runs were his most ever in a month and the RBI matched his most (Sept. 2018)...then hit .347 with eight home runs and 19 RBI in 26 games in September...it was the first time he hit .300 or better in a month in his career...led the majors in runs in September (25)...tied for the AL lead in extra base hits (18), tied for second in doubles (9) and walks (16), ranked fourth in OPS (1.134) and on-base percentage (.441) and tied for fourth in hits (35)...went 4-for-4 with a hit by pitch Sept. 5 against Los Angeles (AL), which marked the second time he reached base five times in a game in his career (4-for-5 with a walk on April 8, 2014 with Chicago-AL vs. Colorado)...that started a 19-game stretch where he hit .405 with nine doubles, a triple, six home runs and 16 RBI...went 3-for-3 with three walks Sept. 21 against Texas to become the first Athletic with three hits and three walks in a nine-inning game since Jimmie Foxx on July 13, 1935 against Detroit...started at shortstop in the AL Wild Card Game against Tampa Bay on Oct. 2 and went 1-for-5 with the A's only run.

## CAREER

**2018**—Batted .255 with 15 home runs and 70 RBI in 159 games...had career highs in stolen bases (14) and sacrifice flies (7)...his .388 slugging percentage and .706 OPS were his lowest in five seasons in an Oakland uniform...ranked second in the AL in games played, tied for second in at bats (632), tied for seventh in sacrifice flies and tied for 10th in singles (109)...led the A's in at bats, hits and stolen bases and tied for the lead in sacrifice flies and sacrifice hits (2)...hit .257 with eight home run in 436 at bats against right-handed pitchers, .250 with seven home runs in 196 at bats against left-handers...slugged 11 of his 15 home runs against AL West competition, including five against Los Angeles...batted .429 with four home runs, 14 RBI and a .730 slugging percentage when putting the first pitch in play...hit .219 against a pitcher the first time he saw him in a game, .291 the second time and .336 after that...led ML shortstops in total chances (676), assists (458) and innings (1423.2) but tied for the second most errors (20)...topped AL shortstops in games (159) and games started (158), ranked second in putouts (198) and was third in double plays (79)...made a team-leading 69 starts batting leadoff and hit .243 with a .311 on-base percentage...averaged 42.13 at bats per home runs, which was a career low...made his fourth consecutive Opening Day start at shortstop for the A's on March 29 against Los Angeles (AL) and went 3-for-5...that included his first career walk-off RBI, a single in the 11th inning...it was the fourth Opening Day walk-off in Oakland history (1972, 1982 and 1984), but he was the first Athletic with walk-off hit in an opener since Bing Miller had a walk-off single on April 17, 1934 in a 6-5 win over the Yankees...hit .311 with 19 runs scored over a 14-game stretch from April 11 to 27...played in the 500th game of his career April 15 at Seattle...was hitting .268 with five home runs and 24 RBI in 55 games when he was placed on the paternity list May 30...missed two games and was reinstated June 1...had a career-high tying 0-for-17 streak from June 2-6 (also Sept. 29, 2013-April 3, 2014)...singled in the second inning June 7 against Kansas City for his 500th career hit...his eighth inning double on July 10 at Houston was the 100th double of his career...missed his final game of the season on June 27 at Detroit...started each of the A's final 81 games at shortstop beginning June 28...hit .319 over a 34-game span from July 10 to Aug. 20...stole a base in three consecutive games for the first time in his career, July 12-14...tied for the AL lead with nine doubles in July...hit .283 with no home runs in 25 games in July and then batted .282 with four home runs in 27 games in August...had his third career two-homer game Aug. 11 at Los Angeles-AL (also May 10, 2015 at Seattle and April 12, 2016 vs. Los Angeles-AL)...the second

home run was the 8000th in Oakland history...also made his 19th error of the season that day against the Angels...then committed just one error over his final 45 games (.995 fielding percentage), including none over his final 22 games beginning Sept. 5...led off the game with a home run for the second time in his career Aug. 14 against Seattle (also Sept. 26, 2017 vs. Seattle)...had a career-high five RBI Sept. 20 against Los Angeles (AL) and drove in 14 runs over an eight-game stretch from Sept. 20 to 28...homered three times over a five-game stretch from Sept. 22 to 26... had 21 RBI in 26 games in September...the RBI tied for third in the AL and were his most ever in a month...started at shortstop in the Wild Card game on Oct. 3 at New York and went 1-for-3 with a walk.

**2017**—Batted .249 with 10 home runs and 40 RBI in 85 games in a season shortened by a stint on the disabled list from April 15 to July 5...missed 74 games while on the DL after playing in all but 10 games over the previous two seasons...went 12-for-13 (92.3%) in stolen base attempts...reached double figures in home runs for the third consecutive season...his average increased each of his first three months as he hit .171 in April, .262 in July and .283 in August...then hit .232 in September...batted .258 against right-handed pitching compared to .224 against left-handers...tied for third in the American League with two grand slams...all 85 of his games were starts at shortstop and he made nine errors for a .976 fielding percentage...made a team-leading 47 starts batting second in the order...also started 33 games in the leadoff spot, four in the nine spot and one batting eighth...made his third consecutive Opening Day start at shortstop for Oakland on April 3 against Los Angeles (AL)...matched his career high with two stolen bases April 8 at Texas...was 6-for-35 (.171) with 10 walks (.370 on-base percentage) in 11 games before he was placed on the disabled list April 16 retroactive to April 15 with a right wrist contusion...it was his first career stint on the DL...was later diagnosed with a fractured scaphoid bone and had surgery to insert a screw into the bone April 18...the surgery was performed by Dr. Steve Shin of the Kerlan-Jobe Clinic in Los Angeles...hit .323 with six runs, three doubles, two home runs, eight RBI a walk and three strikeouts on an eight-game rehab assignment with Single-A Stockton and Triple-A Nashville...was reinstated from the DL July 6 and batted .257 with all 10 of his home runs over his final 74 games...had his fifth career four-hit game July 21 when he went 4-for-5 at New York (NL)...batted .370 with three home runs and 10 RBI over his final 11 games of July...hit his second career grand slam July 31 against San Francisco...had his second two-steal game of the season and the fourth of his career Aug. 27 against Texas...hit his second grand slam of the season and the third of his career Sept. 8 against Houston...led off the game with a home run for the first time in his career, Sept. 26 against Seattle.

**2016**—Played in all but three games and batted .238 with 27 home runs and 75 RBI in 159 games...tied Trevor Story (COL) for the most home runs in the majors by a shortstop...his 75 RBI ranked fifth among AL shortstops...led the A's with 51 walks, which were the fewest by a team-leader in Oakland history...also topped the club in games and at bats (568)...had a career-high 139 strikeouts...tied for eighth in the AL in games played (159) and the only games he missed were for the birth of his son, Isaiah...was successful in 10-of-12 (83.3%) stolen base attempts...committed 21 errors, which tied Ketel Marte (SEA) for the Major League lead among shortstops, after setting an Athletics record with a ML leading 35 errors in 2015...is the first player to lead ML shortstops in errors in consecutive seasons since Starlin Castro (2011-13) but is the first AL shortstop to do it since Angel Berroa (2003-04)...also led ML shortstops in double plays (109), total chances (733), putouts (235) and assists (477) and ranked second in games (159)...the 109 double plays ranked fourth most in Oakland history by a shortstop...tied for fourth in the AL in home runs against lefties (11)...batted .286 with runners on base compared to .205 with the bases empty...slugged nine home runs batting ninth, which tied for the Major League lead (Chirinos, TEX) and tied what was the Athletics franchise record at the time (Hernandez, 2000)...hit seven home runs in the eighth inning, which matched the Oakland record at the time and tied for second in the majors...tied for sixth in the AL in home runs in the seventh inning or later (12) and tied for seventh in home runs with two strikes (13)...led the A's with 51 starts batting seventh and 31 batting ninth...tied for third in the AL in reaching base on an error (8), had the ninth-lowest percentage of swings at the first pitch (17.7%) and ranked 10th in most pitches per plate appearance (4.16)...made his third straight Opening Day start April 4 against Chicago (AL), his second straight at shortstop with the A's...reached base safely in each of his first four games to extend his career-high reaching base streak to 27 games dating back to Sept. 6, 2015...had his second career two-homer game

April 12 against Los Angeles (AL)...hit six home runs in April, which was the first time he hit more than three home runs in a month in his career...also homered six times in June and July...had a streak of nine consecutive games with both a hit and run scored from June 23 to July 1...went 12-for-36 (.333) with 13 runs scored, five home runs and 12 RBI during the streak, which tied for the third-longest such streak in Oakland history...it was the longest since Terrence Long had a 10-game streak (June 13-24, 2000)...hit .283 in June, which was his best single-month mark of 2016...stole two bases July 19 against Houston, the second two-steal game of his career...went 4-for-4 against Seattle Aug. 12, his third career four-hit game...had another four-hit game against the Mariners on Oct. 1 at Seattle...made his first career start batting third Aug. 21 at Chicago (AL) and went 2-for-4...was placed on the paternity list August 24 and missed three games...that snapped his consecutive games played streak at 126, which was the longest by an Athletic since Miguel Tejada set the Athletics record with a 594-game streak from June 2, 2000-Sept. 28, 2003...was reinstated from the PL Aug. 26 and hit .229 with four home runs and 20 RBI in 35 games following his return.

**2015**—Batted .257 with 15 home runs and 45 RBI in a team-leading 155 games in his first full season in the majors...hit .314 with six home runs and 15 RBI over his first 40 games through May 18, .195 with two home runs and seven RBI over a 63-game stretch from May 19 to July 31, and .283 with seven home runs and 23 RBI over his final 52 contests...committed a Major League-leading 35 errors to set an Oakland record for errors in a season...broke the previous mark of 34 set by Bert Campaneris in 1968...the errors were the most by an Athletic since Campaneris had 35 with the Kansas City A's in 1965 and they were the most by an A's shortstop since Dick Houser had 38 in 1961...they were the most by a Major League shortstop since Jose Valentin had 36 with Chicago (AL) in 2000...had a .947 fielding percentage, which was the lowest by an A's shortstop since Campaneris had a mark of .938 in 1965 and the lowest by an American League shortstop since Mike Caruso fielded .944 with Chicago in 1998...committed 28 errors in 89 games at shortstop before the All-Star Break but just seven in 63 games after the break...batted .329 against left-handed pitching, which ranked seventh in the AL...tied for second among AL shortstops with 15 home runs...appeared exclusively at shortstop on defense where he played in 152 games, including 147 starts...ranked third among AL shortstops in double plays (99) and fourth in total chances (656)...led the A's with 50 starts batting ninth and 43 starts hitting eighth...had the first two-steal game of his career May 9 at Seattle...connected for the first two-homer game of his career May 10 at Seattle with a pair of solo home runs off Félix Hernández...it was the first two-homer game by an A's shortstop since May 21, 2004 (Bobby Crosby vs. Kansas City)...homered again May 12 against Boston but then had a career-high 45-game homerless streak before hitting his next home run July 2 against Seattle...reached base safely via hit or walk in each of his final 23 games beginning Sept. 6...tripled Sept. 22 against Texas, his fifth triple of the season at the Coliseum...that tied the Coliseum record for most triples in a season.

**2014**—Made his first Opening Day roster with the White Sox and batted .234 with six home runs and 28 RBI in 64 games over two stints with Chicago...had a .218 batting average, three home runs and 18 RBI in 43 games when he was optioned to Triple-A Charlotte June 1...returned to Chicago Sept. 2 and batted .273 with three home runs and 10 RBI in 21 September games...hit .333 with runners in scoring position...four of his six home runs were go-ahead shots in the sixth inning or later, which tied for the second most in the American League and tied for sixth most in the majors...started 31 games at third base, 25 at second base and one at shortstop...committed 10 errors as a third baseman for a .896 fielding percentage, and four at shortstop for a .970 fielding percentage...was the White Sox Opening Day starter at second base March 31 against Minnesota and went 0-for-4...snapped a career-high 0-for-17 streak dating back to 2013 with a go-ahead home run in the eighth inning against Minnesota April 3...had a career-high four hits April 8 at Colorado...started in the leadoff spot April 20 at Texas and had his second career four-hit game...hit his first career grand slam April 23 at Detroit, a game-winning shot in the seventh inning off Ian Krol in the Sox 6-4 win...was optioned to Charlotte June 1 but returned Sept. 2 when the Knights season concluded...hit the game-winning solo home run in the sixth inning Sept. 11 against Oakland...became the first White Sox number nine hitter to homer in a 1-0 win since Early Wynn on May 1, 1959 against Boston...joined the Knights June 2 and from that point through the end of the season, he led the International League in walks (53)...also ranked second in extra base hits (38) and tied for second in runs (152)...appeared in 42 games at shortstop, 17

at third base, 11 in left field, eight at second base and seven at designated hitter...reached base safely in 24 consecutive games from Aug. 5 to 30...hit .370 with a .500 on-base percentage over that stretch.

**2013**—Began the season by making his Double-A debut at Birmingham but finished it by making his Major League debut with Chicago in September...was selected from Triple-A Charlotte Sept. 3 and hit .261 with two home runs and seven RBI in 21 games with the White Sox...started 13 games at third base, three at shortstop and one at second base...batted .346 over his first eight games...started at third base in his ML debut Sept. 4 at New York (AL) and went 2-for-4 with a RBI...singled off CC Sabathia in the top of the second for his first ML hit...connected for his first home run Sept. 23 against Toronto, a two-run shot off J.A. Happ...was named to *Baseball America's* Minor League All-Star team after combining to hit .283 with 19 home runs, 66 RBI and 110 runs scored in 137 games with Birmingham and Charlotte...added 98 walks for a .401 on-base percentage...led the minors in runs scored and ranked sixth in walks...hit .290 with 15 home runs and 49 RBI in 105 games with Birmingham and was named Southern League Most Valuable Player after leading the league in on-base percentage (.420) and runs scored (90)...was also named the Best Utility Player in the SL and was selected to the Midseason and Postseason All-Star teams...appeared in 73 games at shortstop, 41 at second base and 23 at third base...reached base safely in 26 consecutive games from June 29 to July 28 and hit .372 with a .516 on-base percentage during the streak...was named SL Batter-of-the-Week for the period of July 22 to 28...went 14-for-24 (.583) with 12 runs scored, three doubles, one triple, three home runs, 11 RBI and 12 walks (.722 on-base percentage) in seven games...hit .372 with eight home runs and 20 RBI in 26 games in July...added 29 walks for a .524 on-base percentage...slugged .745 and had a 1.269 OPS...was promoted to Charlotte Aug. 1...played for Glendale in the Arizona Fall League following the season and batted .156 with two home runs and eight RBI in 21 games...played for the West in the AFL Fall Stars Game...ranked as the No. 5 Prospect in the White Sox system by *Baseball America*.

**2012**—Spent his first full professional season at Single-A Winston-Salem where he batted .273 with 14 home runs and 59 RBI in 107 games...had his season interrupted by three stints on the disabled list...was out from May 23 to June 1 (strained back), June 14 to 20 (strained right hamstring) and July 28 to Aug. 3 (lacerated left knee)...despite the missed playing time, he tied for second in the Carolina League in extra base hits (50), ranked third in runs scored (80) and fifth in slugging percentage (.471) and walks (55)...appeared in 80 games at shortstop and 24 at second base...had an 18-game hitting streak from April 23 to May 12, during which he hit .342 with 19 RBI and 16 runs scored...had a grand slam April 25 against Potomac...reached base safely in 28 consecutive games from July 16 to Aug. 22 and hit .325 with a .421 on-base percentage during the streak...went 5-for-25 (.200) with two doubles, two home runs and four RBI in seven postseason games for the Dash.

**2011**—Batted .253 with three home runs and 26 RBI in 60 games in his professional debut with Single-A Kannapolis of the South Atlantic League...appeared in 55 games at shortstop and four at second base...hit safely in each of his first six games as a professional (11-for-29, .379)...connected for his first home run July 5 at Greensboro.

## PERSONAL/MISCELLANEOUS

Marcus Andrew Semien was originally signed by White Sox scout Adam Virchis...he and his wife, Tarah, have two sons, Isaiah and Joshua...graduated from St. Mary's High School in Berkeley, Calif. in 2008...attended the University of California-Berkeley...earned Honorable Mention All-Pac-10 honors in 2010...helped lead Cal to the College World Series in 2011...was the A's recipient of the MLBPA Heart and Hustle Award in 2016 and 2019, which honors active players who demonstrate a passion for the game of baseball and best embody the values, spirit and traditions of the game.

## LIFETIME PLAYING RECORD

| Year                       | Club          | AVG.        | G          | AB          | R          | H          | 2B         | 3B        | HR         | RBI        | SH       | SF        | HP       | BB         | SO         | SB        | CS        | SLG         | OBP         | E          |
|----------------------------|---------------|-------------|------------|-------------|------------|------------|------------|-----------|------------|------------|----------|-----------|----------|------------|------------|-----------|-----------|-------------|-------------|------------|
| 2011                       | Kannapolis    | .253        | 60         | 229         | 35         | 58         | 15         | 2         | 3          | 26         | 6        | 3         | 2        | 22         | 53         | 3         | 4         | .376        | .320        | 16         |
| 2012                       | Winston-Salem | .273        | 107        | 418         | 80         | 114        | 31         | 5         | 14         | 59         | 6        | 3         | 5        | 55         | 97         | 11        | 5         | .471        | .362        | 24         |
| 2013                       | Birmingham    | .290        | 105        | 393         | 90         | 114        | 21         | 5         | 15         | 49         | 2        | 0         | 4        | 84         | 66         | 20        | 5         | .483        | .420        | 20         |
|                            | Charlotte     | .264        | 32         | 125         | 20         | 33         | 11         | 1         | 4          | 17         | 0        | 2         | 1        | 14         | 24         | 4         | 0         | .464        | .338        | 8          |
|                            | CHICAGO (AL)  | .261        | 21         | 69          | 7          | 18         | 4          | 0         | 2          | 7          | 0        | 1         | 0        | 1          | 22         | 2         | 2         | .406        | .268        | 3          |
| 2014                       | CHICAGO (AL)  | .234        | 64         | 231         | 30         | 54         | 10         | 2         | 6          | 28         | 2        | 0         | 1        | 21         | 70         | 3         | 0         | .372        | .300        | 14         |
|                            | Charlotte     | .267        | 83         | 303         | 57         | 81         | 20         | 3         | 15         | 52         | 0        | 5         | 5        | 53         | 59         | 7         | 2         | .502        | .380        | 6          |
| 2015                       | OAKLAND       | .257        | 155        | 556         | 65         | 143        | 23         | 7         | 15         | 45         | 1        | 1         | 1        | 42         | 132        | 11        | 5         | .405        | .310        | 35         |
| 2016                       | OAKLAND       | .238        | 159        | 568         | 72         | 135        | 27         | 2         | 27         | 75         | 1        | 1         | 0        | 51         | 139        | 10        | 2         | .435        | .300        | 21         |
| 2017                       | OAKLAND       | .249        | 85         | 342         | 53         | 85         | 19         | 1         | 10         | 40         | 1        | 3         | 2        | 38         | 85         | 12        | 1         | .398        | .325        | 9          |
|                            | Stockton      | .353        | 5          | 17          | 2          | 6          | 3          | 0         | 1          | 5          | 0        | 3         | 0        | 0          | 2          | 0         | 0         | .706        | .300        | 1          |
|                            | Nashville     | .286        | 3          | 14          | 4          | 4          | 0          | 0         | 1          | 3          | 0        | 0         | 0        | 1          | 1          | 0         | 0         | .500        | .333        | 2          |
| 2018                       | OAKLAND       | .255        | 159        | 632         | 89         | 161        | 35         | 2         | 15         | 70         | 2        | 7         | 1        | 61         | 131        | 14        | 6         | .388        | .318        | 20         |
| 2019                       | OAKLAND       | .285        | 162        | 657         | 123        | 187        | 43         | 7         | 33         | 92         | 0        | 1         | 2        | 87         | 102        | 10        | 8         | .522        | .369        | 12         |
| <b>Major League Totals</b> |               | <b>.256</b> | <b>805</b> | <b>3055</b> | <b>439</b> | <b>783</b> | <b>161</b> | <b>21</b> | <b>108</b> | <b>357</b> | <b>7</b> | <b>14</b> | <b>7</b> | <b>301</b> | <b>681</b> | <b>62</b> | <b>24</b> | <b>.429</b> | <b>.323</b> | <b>114</b> |

## CAREER TRANSACTIONS


**2008** — Selected by the Chicago White Sox organization in the 34th round of the First-Year Player Draft; did not sign. **2011** — Selected by the Chicago White Sox organization in the 6th round of the First-Year Player Draft. **2014** — Traded to the Oakland Athletics with pitcher Chris Bassitt, catcher Josh Phegley and infielder Rangel Ravelo for pitchers Jeff Samardzija and Michael Ynoa, December 9. **2016** — On paternity list, August 24 to 25. **2017** — On the disabled list, April 15 to July 5; included rehabilitation assignments to Stockton, June 23 to 30, and Nashville, July 1 to 5. **2018** — On the paternity list, May 30 to 31.

## WILD CARD RECORD

| Year          | Club/Opp.   | AVG.        | G        | AB       | R        | H        | 2B       | 3B       | HR       | RBI      | SH       | SF       | HP       | BB       | SO       | SB       | CS       | SLG         | OBP         | E        |
|---------------|-------------|-------------|----------|----------|----------|----------|----------|----------|----------|----------|----------|----------|----------|----------|----------|----------|----------|-------------|-------------|----------|
| 2018          | OAK vs. NYY | .333        | 1        | 3        | 0        | 1        | 0        | 0        | 0        | 0        | 0        | 0        | 0        | 1        | 1        | 0        | 0        | .333        | .500        | 0        |
| 2019          | OAK vs. TB  | .200        | 1        | 5        | 1        | 1        | 0        | 0        | 0        | 0        | 0        | 0        | 0        | 0        | 2        | 0        | 0        | .200        | .200        | 0        |
| <b>Totals</b> |             | <b>.250</b> | <b>2</b> | <b>8</b> | <b>1</b> | <b>2</b> | <b>0</b> | <b>0</b> | <b>0</b> | <b>0</b> | <b>0</b> | <b>0</b> | <b>0</b> | <b>1</b> | <b>3</b> | <b>0</b> | <b>0</b> | <b>.250</b> | <b>.333</b> | <b>0</b> |

## SEMIEN'S CAREER BESTS

**Hits:** 4 (seven times), last: September 5, 2019 vs. Los Angeles (AL)  
**Home Runs:** 2 (six times), August 5, 2019 at Chicago (NL); July 4, 2019 vs. Minnesota; June 7, 2019 at Texas; August 11, 2018 at Los Angeles (AL); April 12, 2016 vs. Los Angeles (AL); May 10, 2015 at Seattle  
**Runs Batted In:** 7, August 26, 2019 at Kansas City; 5 (twice), July 4, 2019 vs. Minnesota; September 20, 2018 vs. Los Angeles (AL)  
**Stolen Bases:** 2 (four times), last: August 27, 2017 vs. Texas  
**Hitting Streak:** 17, June 4 to 20, 2019  
**Hittless Streak (At Bats):** 17 (twice), June 2 to 6, 2018  
**Game Ending RBI:** 1, March 29, 2018 vs. Los Angeles-AL (single)  
**Grand Slams:** 4, July 4, 2019 vs. Minnesota (Mike Morin); September 8, 2017 vs. Houston (Luke Gregerson); July 31, 2017 vs. San Francisco (George Kontos); April 23, 2014 at Detroit (Ian Krol)  
**Pinch-Hit Home Runs:** None  
**Inside-The-Park Home Runs:** None  
**Lead Off Home Runs:** 6, September 27, 2019 at Seattle (Justus Sheffield); August 28, 2019 at Kansas City (Jake Junis); July 19, 2019 vs. Minnesota (Jake Odorizzi); May 28, 2019 vs. Los Angeles-AL (Cam Bedrosian); August 14, 2018 vs. Seattle (James Paxton); September 26, 2017 vs. Seattle (James Paxton)



**RIGHT-HANDED PITCHER**

**Height/Weight:** 6-3 / 208      **Bats/Throws:** Right / Right

**Birthdate:** May 18, 1984      **Opening Day Age:** 35

**Birthplace/Resides:** Monclava, Mexico / Scottsdale, Arizona

**Major League Service:** 13 years

**Obtained:** Signed as a free agent, December 21, 2018

**Contract Status:** Second year of a two-year contract through 2020

**CAREER HIGHLIGHTS**

Has 221 saves in 710 appearances in 12 seasons in the majors with Kansas City (2007-11, 16-17), Texas (2013-14), Detroit (2014-15), Pittsburgh (2015), Chicago-AL (2018), Milwaukee (2018) and Oakland (2019)...his saves and games pitched are the most in Major League history by a Mexican-born pitcher...ranks fourth among active pitchers in games pitched and fifth in saves...is a two-time American League All-Star (2008, 10)...made his Major League debut with Kansas City in 2007 and led Major League rookies with 17 saves...then saved 42 games the next year, which ranked second in the AL...had a career-high 43 saves in 2010 with the Royals...had "Tommy John" surgery in 2012 and has pitched for seven different teams over the last seven seasons...pitched for Mexico in the World Baseball Classic in 2009 and 2017.

**2019 HIGHLIGHTS**

Signed a two-year contract with the A's following the 2018 season and was 2-4 with a save, five blown saves and a 4.30 ERA in 71 games in his 12th season in the majors...struck out a career-high 79 batters...also had career highs in ERA, runs (33) and earned runs (33) and matched his high in innings pitched (69.0) and wild pitches (5)...it was the third time in his career he pitched in at least 70 games...his .202 opponents batting average was his lowest since 2008 (.169)...also made the first start of his career...tied for ninth in the American League in games pitched and blown saves (5)...his .202 opponents batting average broke down to .175 (22-for-126) against right-handed hitters compared to .230 (29-for-126) against left-handers...stranded all seven of his inherited runners...first batters faced were 15-for-67 (.224) and he walked just three (.257 on-base percentage)...over the last three years, he has walked just eight of the first batters he faced in his 195 relief appearances...now has a .206 batting average and .252 on-base percentage against first batters in his career...yielded a .132 batting average with two strikes and has a .146 career average in that situation...compiled a 3.57 ERA and .175 opponents batting average in 42 games at home compared to a 5.34 ERA and .239 opponents average in 29 contests on the road...was 1-4 with a 6.53 ERA in 32 games against AL West competition, 1-0 with a 2.56 ERA in 39 games against all other teams...had a 1.80 ERA in 20 outings on one day of rest, a 5.33 ERA in his other 51 appearances...allowed 20 of his 33 runs in the eighth inning for a 5.24 ERA...had a 3.38 ERA in all other innings...did not commit an error in 10 chances and now has a 368-game errorless streak dating back to his last miscue on May 27, 2014 at Minnesota...tossed exactly one inning in 55 of his 71 appearances and had 60 outings of at least one inning...allowed at least one run 19 times.

**MLB LEADERS, MEXICAN-BORN PITCHERS**

**SAVES**

- 221 Joakim Soria
- 154 Roberto Osuna
- 93 Aurelio Lopez
- 56 Sid Monge
- 53 Juan Acevedo

**GAMES PITCHED**

- 710 Joakim Soria
- 673 Denny Reyes
- 670 Oliver Perez
- 565 Ricardo Rincon
- 534 Luis Ayala

**OAKLAND:** Was on his 11th career Opening Day roster and made his Oakland debut in the second game on March 21 against Seattle in Tokyo (1.0 ip, 2 h, 1 r, 1 er, 1 bb, 1 so)...the A's became his seventh team in 12 seasons in the majors...was charged with the loss March 29 against Los Angeles (AL) when he surrendered a career-high tying four runs without retiring a batter...did not allow a run over his next five games and five innings but then surrendered four runs again on April 14 at Texas...that gave him an 11.05 ERA, two losses and a blown save over his first nine games...then allowed just one run over his next 10 contests from April 16 to May 10 (0.75 ERA)...that includ-



ing a season-high 8.0-inning scoreless streak from April 28 to May 13, which included a 0-for-23 streak by opposing batters at one point during the streak...tossed a season-high 2.0 scoreless innings May 5 at Pittsburgh (also May 10 vs. Cleveland and Aug. 16 vs. Houston)...struck out a season-high three batters May 10 against Cleveland, his first of five three-strikeout games...surrendered eight runs over a six-game stretch from May 28 to June 10 for a 12.00 ERA and .370 opponents batting average...made his first career start June 5 at Los Angeles (AL) as the A's "opener" and had a no decision in the A's 10-9 loss (1.0 ip, 2 h, 1 r, 1 er, 2 so)...it came in his 667th career appearance...his career-opening streak of 666 appearances before making his first start was the longest in Major League history, topping the 638 games by Troy Percival before his first start on Sept. 30, 2007...did not allow a run over an eight-game stretch from June 15 to July 2 and opponents went 2-for-24 (.083)...tossed a scoreless seventh inning June 25 at St. Louis in his 674th career appearance...that passed Dennys Reyes for the most games pitched by a Mexican-born pitcher in Major League history...logged a 2.92 ERA and .196 opponents batting average over his first 15 games following the All-Star Break...then allowed a career-high tying four runs Aug. 14 at San Francisco (third time in 2019, 13th time in his career)...also walked two batters, his only outing with more than one walk in 2019...was credited with his lone save of the season Aug. 22 against New York (AL)...it was the 221st of his career...made his 700th career appearance Aug. 27 at Kansas City and tossed a scoreless inning of relief...finished August with a 5.73 ERA in 12 appearances...then did not allow a run in eight games in September to finish the season with a 7.2-inning scoreless streak...opponents went 1-for-23 (.043) during the streak...was on the roster for the AL Wild Card game against Tampa Bay but did not pitch.

## CAREER

**2018**—Began the 2018 season with the Chicago White Sox and had 16 saves and a 2.56 ERA in 40 relief appearances when he was traded to Milwaukee July 26...went 3-1 with a 4.09 ERA in 26 outings with the Brewers and combined for a 3-4 record, 16 saves and a 3.12 ERA in 66 relief appearances overall...struck out 75 batters in 60.2 innings (11.13 per nine innings), which matched his career high from his rookie campaign of 2007...walked just 16 for a strikeout-to-walk ratio of 4.69...surrendered four home runs, an average of 0.59 per nine innings...held the opposition to a .225 batting average, which included a mark of .194 against right-handed hitters compared to .259 against left-handers...surrendered three of his four home runs to lefties for a .402 slugging percentage (.282 against righties)...yielded a .206 batting average with runners in scoring position, including .094 with RISP and two outs...converted 16-of-21 (76.2%) save opportunities...allowed 5-of-21 (23.8%) inherited runners to score...first batters faced hit .206 with a .242 on-base percentage...posted a 4.64 ERA in 37 outings on zero or one day of rest, a 1.30 ERA in 29 appearances on two days rest or more...compiled a 1.87 ERA in 35 games against American League teams, a 4.67 ERA in 31 outings against National League competition...did not commit an error for the fourth consecutive season...did not allow a run in nine of his first 10 appearances through the end of April (2.70 ERA)...struck out a season-high three batters April 17 at Oakland (also July 1 at Texas and Aug. 24 vs. Pittsburgh)...did not surrender an earned run in 30 of 31 appearances from May 21 to Aug. 8...had a 0.61 ERA and .160 opponents batting average over that span and was 12-for-13 (92.3%) in saves...had a 15-game, 15.1-inning scoreless streak from May 30 to July 3...compiled four saves over his first 21 games through June 3...then converted each of his eight save opportunities over an 11-game stretch from June 5 to July 1...made the 600th appearance of his career June 26 against Minnesota and retired the side in order in the ninth inning of the White Sox 8-4 win...did not allow a run in 12 outings in June (11.2 ip) and converted each of his seven save opportunities while holding the opposition to a .128 batting average...tossed a season-high 1.2 innings July 1 at Texas...it was one of just three outings longer than one inning (1.1 ip on June 5 at Minnesota and July 11 vs. St. Louis)...held the opposition scoreless in his final six games with Chicago and his first five with Milwaukee for a 10.0-inning scoreless streak from July 8 to Aug. 5...was credited with his 16th and final save of the season in his last appearance with the White Sox on July 24 at Los Angeles (AL)...was traded to the Brewers two days later with cash for two minor league pitchers: left-hander Kodi Medeiros and right-hander Wilber Perez...had a 1.59 ERA over his first seven games with Milwaukee before he was placed on the disabled list Aug. 10 with a right adductor strain...missed 11 games and did not have a rehab assignment before he was reinstated on the DL Aug. 24...yielded a career-high tying four runs in 0.2 innings Sept. 1 at Washington (10th time, last: Aug. 15, 2017 at Oakland)...did not allow a run in his final eight regular season appearances and held the opposition to a .095 batting average (7.0 ip, 2 h,



1 bb, 7 so)...struck out the only batter he faced Oct. 1 at Chicago (NL) in the Brewers 3-1 win in the tie-breaker to help Milwaukee to the NL Central title...had three scoreless appearances in the NLDS against Colorado (2.2 ip, 1 h, 1 bb, 5 so)...was the winning pitcher in the Brewers 3-2, 10-inning win in Game 1 (1.0 ip, 1 so)...then surrendered four runs in four NLCS outings against Los Angeles (2.0 ip, 4 h, 4 r, 4 er, 2 bb, 3 so, 18.00 ERA)...had a 7.71 ERA in seven postseason appearances overall.

**2017**—Appeared in 59 games with Kansas City and recorded 20 holds...ranked second among Major League relievers with a ratio 0.16 home runs per nine innings (1 hr in 56.0 ip)...averaged 10.29 strikeouts per nine innings (64 so), which was his best rate since 2009 (11.72)...limited right-handers to a .205 average and first batters to a .193 mark...threw a season-high 2.0 innings on April 9 at Houston...matched his career high with four strikeouts on April 15 vs. Los Angeles-AL (fifth time)...earned wins in back-to-back outings on June 21 vs. Boston and June 23 vs. Toronto...recorded his only save on July 3 at Seattle...was on the 10-day disabled list from Aug. 18 to Sept. 15 with a strained left oblique...participated in the World Baseball Classic for the second time, appearing in two games for Team Mexico...did not allow an earned run in 1.2 innings.

**2016**—Tied for ninth in the American League with 70 appearances...matched his career high with five wins...allowed seven earned runs in 11.0 innings over his first 12 outings before posting a 2.08 ERA over his next 24...threw 10.1 consecutive scoreless innings over 11 outings from Aug. 5-28.

**2015**—Combined for a career-high 72 appearances between Detroit and Pittsburgh, going 3-1 with a 2.50 ERA and 24 saves in 30 chances...was acquired by the Pirates from the Tigers on July 30 in exchange for minor-leaguer JaCoby Jones...ranked fifth in the AL with 23 saves at the time of the trade...set the Detroit club record for saves in the month of April (nine)...earned his 200th career save on July 22 vs. Seattle, becoming the first Mexican-born pitcher to reach that milestone...struck out the side in the eighth inning of the National League Wild Card game vs. the Cubs...allowed a leadoff walk to Chris Denorfia before fanning Kris Bryant, Anthony Rizzo and Austin Jackson in succession.

**2014**—Opened the season with Texas, recording 17 saves in 35 appearances before being traded to Detroit on July 23 in return for right-handed pitcher Corey Knebel and Jake Thompson...was on the disabled list from Aug. 11-Sept. 9 with a strained left oblique...pitched in two games with the Tigers in the ALDS vs. Baltimore, suffering the loss in Game 2.

**2013**—Was limited to 26 games after spending most of the season recovering from “Tommy John” surgery...made his first Major League appearance in 15 months on July 7 vs. Houston, throwing a scoreless sixth inning...allowed the first grand slam of his career on Sept. 22 at Kansas City, a walk-off shot to Justin Maxwell...earned his only victory on Sept. 28 vs. Los Angeles (AL), throwing a season-high 1.1 innings.

**2012**—Spent the entire season on Kansas City’s disabled list after suffering an elbow injury during a spring training game on March 18 vs. Cleveland...underwent Tommy John surgery on April 3 in a procedure performed by Dr. Lewis Yocum.

**2011**—Ranked ninth in the American League with 28 saves...posted a 2.97 ERA with 40 strikeouts and 21 saves in 23 chances over his final 34 appearances from June 9 through the end of the season.

**2010**—Finished second in the American League with a career-high 43 saves...was named the Bruce Rice Pitcher of the Year by the Kansas City Chapter of the BBWAA, the second time in his career he won the award...recorded his third straight season with 30-plus saves, becoming the first Royals pitcher since Jeff Montgomery (1991-93) to accomplish the feat...his 93.5 (43-for-46) save percentage set a franchise record and ranked second in the AL...was named to his second AL All-Star team but did not pitch in the game at Angel Stadium...became one of six Mexican-born pitchers to be selected to multiple All-Star teams...converted a Royals-record 36 saves in a row from May 13 to Sept. 30 before suffering a blown save on the final day of the season vs. Tampa

Bay...earned his 100th career save on May 26 vs. Texas, becoming the sixth-youngest pitcher (26 years, eight days) in Major League history to reach that milestone (Elias).

**2009**—Ranked third among American League relievers in strikeouts per nine innings (11.72), seventh in ERA (2.21) and saves (30) and eighth in strikeout-to-walk ratio (4.31)...led the majors with five saves of 2.0 innings or more...no other Major League pitcher had more than three...was named DHL Delivery Man of the Month in September.

**2008**—Ranked second in the American League and third in the majors with 42 saves...became the 14th closer in Major League history to record more saves than hits allowed (39)...was named to his first AL All-Star team, throwing 1.2 scoreless innings in the Midsummer Classic at Yankee Stadium...his 93.3-percent (42-for-45) save percentage set a franchise record among pitchers with at least 30 chances (since broken)...limited opponents to a .169 batting average, which was fourth lowest in the majors among pitchers with at least 30.0 innings...retired 24 straight batters from April 2-26...was named DHL Delivery Man of the Month in September.

**2007**—Led Major League rookies with 17 saves and tied for the lead with an average of 9.78 strikeouts per nine innings...his 2.48 ERA ranked tied for third-lowest by a rookie pitcher in Royals history (minimum 60.0 IP), trailing only Greg Holland (1.80) in 2011 and Kelvin Herrera (2.35) in 2012...made his Major League debut on April 4 vs. Boston...earned his first ML save on April 10 at Toronto and his first win on April 18 at Detroit...compiled a streak of 20.1 consecutive scoreless innings from June 22 to July 21.

**2006**—Spent the majority of the season on loan from San Diego to Mexico City...also appeared in seven games with Single-A Fort Wayne in the Padres organization...led the Mexican Winter League in wins (9), strikeouts (79) and ERA (2.41)...threw just the third perfect game in league history on Dec. 9 vs. Hermosillo.

**2005**—Spent the entire season with Mexico City in his final season in the Dodgers organization and was 5-0 with a 4.48 ERA in 30 games, including five starts.

**2004**—Pitched in four games for the Dodgers Dominican Summer League team while recovering from Tommy John surgery...had a save and logged a 1.69 ERA.

**2003**—Missed the entire season while recovering from Tommy John surgery on his right elbow.

**2002**—Combined to record a 2.27 ERA and 68 strikeouts in 13 games (eight starts) between the DSL and Gulf Coast League Dodgers.

## PERSONAL/MISCELLANEOUS

Joakim Agustín Soria...is married, Karla...has two children: Angela and Joakim Jr...through the Joakim Soria Foundation, joined forces with the State of Guerrero and Mexican Navy to raise funds and provide assistance to families affected by hurricanes Ingrid and Manuel in 2013.

## LIFETIME PITCHING RECORD

| Year                       | Club               | W                         | L         | ERA         | G          | GS       | CG       | SHO      | SV         | IP           | H          | R          | ER         | HR        | HB        | BB         | IBB       | SO         | WP        | BK       |
|----------------------------|--------------------|---------------------------|-----------|-------------|------------|----------|----------|----------|------------|--------------|------------|------------|------------|-----------|-----------|------------|-----------|------------|-----------|----------|
| 2002                       | DSL Dodgers        | 3                         | 2         | 2.01        | 9          | 8        | 0        | 0        | 0          | 44.2         | 38         | 15         | 10         | 0         | 4         | 7          | 0         | 62         | 4         | 0        |
|                            | GCL Dodgers        | 0                         | 0         | 3.60        | 4          | 0        | 0        | 0        | 0          | 5.0          | 6          | 2          | 2          | 0         | 0         | 0          | 0         | 6          | 0         | 0        |
| 2003                       | GCL Dodgers        | (Injured — did not pitch) |           |             |            |          |          |          |            |              |            |            |            |           |           |            |           |            |           |          |
| 2004                       | DSL Dodgers        | 0                         | 0         | 1.69        | 4          | 0        | 0        | 0        | 1          | 5.1          | 3          | 1          | 1          | 0         | 0         | 5          | 0         | 4          | 0         | 0        |
| 2005                       | Mexico City (Mex.) | 5                         | 0         | 4.48        | 30         | 5        | 0        | 0        | 0          | 66.1         | 75         | 34         | 33         | 7         | 4         | 31         | 0         | 60         | 4         | 0        |
| 2006                       | Mexico City (Mex.) | 0                         | 0         | 3.89        | 39         | 0        | 0        | 0        | 15         | 37.0         | 37         | 16         | 16         | 2         | 1         | 11         | 1         | 30         | 1         | 0        |
|                            | Fort Wayne         | 1                         | 0         | 2.31        | 7          | 0        | 0        | 0        | 0          | 11.2         | 5          | 3          | 3          | 1         | 0         | 2          | 0         | 11         | 0         | 0        |
| 2007                       | KANSAS CITY        | 2                         | 3         | 2.48        | 62         | 0        | 0        | 0        | 17         | 69.0         | 46         | 20         | 19         | 3         | 1         | 19         | 3         | 75         | 2         | 0        |
| 2008                       | KANSAS CITY        | 2                         | 3         | 1.60        | 63         | 0        | 0        | 0        | 42         | 67.1         | 39         | 13         | 12         | 5         | 6         | 19         | 1         | 66         | 1         | 1        |
| 2009                       | KANSAS CITY        | 3                         | 2         | 2.21        | 47         | 0        | 0        | 0        | 30         | 53.0         | 44         | 14         | 13         | 5         | 2         | 16         | 1         | 69         | 3         | 0        |
| 2010                       | KANSAS CITY        | 1                         | 2         | 1.78        | 66         | 0        | 0        | 0        | 43         | 65.2         | 53         | 13         | 13         | 4         | 2         | 16         | 1         | 71         | 3         | 1        |
| 2011                       | KANSAS CITY        | 5                         | 5         | 4.03        | 60         | 0        | 0        | 0        | 28         | 60.1         | 60         | 29         | 27         | 7         | 2         | 17         | 0         | 60         | 1         | 0        |
| 2012                       | KANSAS CITY        | (Injured — did not pitch) |           |             |            |          |          |          |            |              |            |            |            |           |           |            |           |            |           |          |
| 2013                       | AZL Rangers        | 0                         | 0         | 0.00        | 1          | 1        | 0        | 0        | 0          | 1.0          | 0          | 0          | 0          | 0         | 0         | 0          | 0         | 1          | 0         | 0        |
|                            | Round Rock         | 0                         | 0         | 0.00        | 2          | 0        | 0        | 0        | 0          | 2.0          | 1          | 0          | 0          | 0         | 0         | 0          | 0         | 3          | 0         | 0        |
|                            | Frisco             | 0                         | 0         | 0.00        | 4          | 0        | 0        | 0        | 0          | 4.0          | 0          | 0          | 0          | 0         | 0         | 0          | 0         | 4          | 0         | 0        |
|                            | TEXAS              | 1                         | 0         | 3.80        | 26         | 0        | 0        | 0        | 0          | 23.2         | 18         | 10         | 10         | 2         | 1         | 14         | 2         | 28         | 2         | 0        |
| 2014                       | TEXAS              | 1                         | 3         | 2.70        | 35         | 0        | 0        | 0        | 17         | 33.1         | 25         | 12         | 10         | 0         | 1         | 4          | 1         | 42         | 0         | 0        |
|                            | DETROIT            | 1                         | 1         | 4.91        | 13         | 0        | 0        | 0        | 1          | 11.0         | 13         | 7          | 6          | 2         | 1         | 2          | 1         | 6          | 1         | 0        |
| 2015                       | DETROIT            | 3                         | 1         | 2.85        | 43         | 0        | 0        | 0        | 23         | 41.0         | 32         | 13         | 13         | 8         | 2         | 11         | 1         | 36         | 0         | 0        |
|                            | PITTSBURGH         | 0                         | 0         | 2.03        | 29         | 0        | 0        | 0        | 1          | 26.2         | 23         | 7          | 6          | 0         | 0         | 8          | 0         | 28         | 5         | 0        |
| 2016                       | KANSAS CITY        | 5                         | 8         | 4.05        | 70         | 0        | 0        | 0        | 1          | 66.2         | 70         | 31         | 30         | 10        | 2         | 27         | 0         | 68         | 2         | 3        |
| 2017                       | KANSAS CITY        | 4                         | 3         | 3.70        | 59         | 0        | 0        | 0        | 0          | 56.0         | 49         | 24         | 23         | 1         | 1         | 20         | 2         | 64         | 4         | 0        |
| 2018                       | CHICAGO (AL)       | 0                         | 3         | 2.56        | 40         | 0        | 0        | 0        | 16         | 38.2         | 35         | 13         | 11         | 2         | 1         | 10         | 1         | 49         | 1         | 0        |
|                            | MILWAUKEE          | 3                         | 1         | 4.09        | 26         | 0        | 0        | 0        | 0          | 22.0         | 18         | 11         | 10         | 2         | 1         | 6          | 0         | 26         | 1         | 1        |
| 2019                       | OAKLAND            | 2                         | 4         | 4.30        | 71         | 1        | 0        | 0        | 1          | 69.0         | 51         | 33         | 33         | 9         | 3         | 20         | 1         | 79         | 5         | 1        |
| <b>Major League Totals</b> |                    | <b>33</b>                 | <b>39</b> | <b>3.02</b> | <b>710</b> | <b>1</b> | <b>0</b> | <b>0</b> | <b>221</b> | <b>703.1</b> | <b>576</b> | <b>250</b> | <b>236</b> | <b>60</b> | <b>26</b> | <b>209</b> | <b>15</b> | <b>767</b> | <b>31</b> | <b>7</b> |

## CAREER TRANSACTIONS

**2001** — Signed by the Los Angeles Dodgers as a non-drafted free agent, October 31. **2004** — Released, October 12. **2005** — Signed by the San Diego Padres to a minor league contract, December 20. **2006** — Loaned to Mexico City (Mexican League), March 21; returned, August 16. Selected by Kansas City in the Major League Rule 5 draft, December 7. **2007** — On the disabled list, May 23 to June 6. **2009** — On the disabled list, May 8 to June 1. **2012** — On the disabled list, March 26 to October 30. Elected free agency, October 31; signed by the Texas Rangers, December 6. **2013** — On the disabled list, March 22 to July 6; included rehabilitation assignments to Frisco, June 20 to 23 and July 3 to 6, Arizona League Rangers, June 24 to 26, Round Rock, June 27 to July 2. **2014** — Traded to the Detroit Tigers for pitchers Corey Knebel and Jake Thompson, July 23. On the disabled list, August 10 to September 9. **2015** — Traded to the Pittsburgh Pirates for minor league outfielder JaCoby Jones, July 30. Elected free agency, November 2; signed by the Kansas City Royals, December 11. **2017** — On the disabled list, August 16 to September 15. **2018** — Traded to the Chicago White Sox as part of a three-team trade in which the Royals also sent pitcher Scott Alexander to the Los Angeles Dodgers, January 24. The Dodgers sent pitcher Luis Avilan and cash to the White Sox and pitcher Trevor Oaks and minor league infielder Erick Mejia to the Royals and the White Sox sent minor league infielder Jake Peter to the Dodgers. Traded to the Milwaukee Brewers with cash for minor league pitchers Kodi Medeiros and Wilber Perez, July 26. On the disabled list, August 10 to 23. Elected free agency, October 30; signed by the Oakland Athletics, December 21.

## WILD CARD RECORD

| Year | Club/Opp.   | W                           | L | ERA  | G | GS | CG | SHO | SV | IP  | H | R | ER | HR | HB | BB | IBB | SO | WP | BK |
|------|-------------|-----------------------------|---|------|---|----|----|-----|----|-----|---|---|----|----|----|----|-----|----|----|----|
| 2015 | PIT vs. CHI | 0                           | 0 | 0.00 | 1 | 0  | 0  | 0   | 0  | 1.0 | 0 | 0 | 0  | 0  | 0  | 1  | 0   | 3  | 0  | 0  |
| 2019 | OAK vs. TB  | (On roster — did not pitch) |   |      |   |    |    |     |    |     |   |   |    |    |    |    |     |    |    |    |

## DIVISION SERIES RECORD

| Year          | Club/Opp.   | W        | L        | ERA          | G        | GS       | CG       | SHO      | SV       | IP         | H        | R        | ER       | HR       | HB       | BB       | IBB      | SO       | WP       | BK       |
|---------------|-------------|----------|----------|--------------|----------|----------|----------|----------|----------|------------|----------|----------|----------|----------|----------|----------|----------|----------|----------|----------|
| 2014          | DET vs. BAL | 0        | 1        | 45.00        | 2        | 0        | 0        | 0        | 0        | 1.0        | 4        | 5        | 5        | 0        | 0        | 2        | 1        | 0        | 0        | 0        |
| 2018          | MIL vs. COL | 1        | 0        | 0.00         | 3        | 0        | 0        | 0        | 0        | 2.2        | 1        | 0        | 0        | 0        | 0        | 1        | 0        | 5        | 0        | 0        |
| <b>Totals</b> |             | <b>1</b> | <b>1</b> | <b>12.27</b> | <b>5</b> | <b>0</b> | <b>0</b> | <b>0</b> | <b>0</b> | <b>3.2</b> | <b>5</b> | <b>5</b> | <b>5</b> | <b>0</b> | <b>0</b> | <b>3</b> | <b>1</b> | <b>5</b> | <b>0</b> | <b>0</b> |

## LEAGUE CHAMPIONSHIP SERIES RECORD

| Year | Club/Opp.   | W | L | ERA   | G | GS | CG | SHO | SV | IP  | H | R | ER | HR | HB | BB | IBB | SO | WP | BK |
|------|-------------|---|---|-------|---|----|----|-----|----|-----|---|---|----|----|----|----|-----|----|----|----|
| 2018 | MIL vs. LAD | 0 | 0 | 18.00 | 4 | 0  | 0  | 0   | 0  | 2.0 | 4 | 4 | 4  | 0  | 0  | 2  | 0   | 3  | 0  | 0  |

### ALL-STAR GAME RECORD

| Year | Club/Site | W | L | ERA  | G | GS | CG | SHO | SV | IP  | H | R | ER | HR | HB | BB | IBB | SO | WP | BK |
|------|-----------|---|---|------|---|----|----|-----|----|-----|---|---|----|----|----|----|-----|----|----|----|
| 2008 | AL/NYY    | 0 | 0 | 0.00 | 1 | 0  | 0  | 0   | 0  | 1.2 | 2 | 0 | 0  | 0  | 0  | 2  | 0   | 2  | 0  | 0  |
| 2010 | AL/Ana.   |   |   |      |   |    |    |     |    |     |   |   |    |    |    |    |     |    |    |    |

(Did not pitch)

### WORLD BASEBALL CLASSIC RECORD

| Year          | Club   | W        | L        | ERA         | G        | GS       | CG       | SHO      | SV       | IP         | H        | R        | ER       | HR       | HB       | BB       | IBB      | SO       | WP       | BK       |
|---------------|--------|----------|----------|-------------|----------|----------|----------|----------|----------|------------|----------|----------|----------|----------|----------|----------|----------|----------|----------|----------|
| 2009          | Mexico | 0        | 0        | 0.00        | 2        | 0        | 0        | 0        | 0        | 2.0        | 0        | 0        | 0        | 0        | 0        | 0        | 0        | 2        | 0        | 0        |
| 2017          | Mexico | 0        | 0        | 0.00        | 2        | 0        | 0        | 0        | 0        | 1.2        | 3        | 3        | 0        | 1        | 0        | 1        | 0        | 2        | 0        | 0        |
| <b>Totals</b> |        | <b>0</b> | <b>0</b> | <b>0.00</b> | <b>4</b> | <b>0</b> | <b>0</b> | <b>0</b> | <b>0</b> | <b>3.2</b> | <b>3</b> | <b>3</b> | <b>0</b> | <b>1</b> | <b>0</b> | <b>1</b> | <b>0</b> | <b>4</b> | <b>0</b> | <b>0</b> |

### SORIA'S CAREER BESTS

**Low Hit Complete Game:** None  
**Innings Pitched:** 2.0 (26 times), last: August 16, 2019 vs. Houston  
**Strikeouts:** 4 (five times), last: April 15, 2017 vs. Los Angeles (AL)  
**Pitches:** 46, September 27, 2009 vs. Minnesota  
**Longest Winning Streak:** 4 (three times), last: August 5, 2014 to June 28, 2015  
**Longest Losing Streak:** 4 (four times), last: July 31, 2017 to July 5, 2018  
**Longest Scoreless Streak:** 23.2, July 29 to September 30, 2010

**OUTFIELDER****Height/Weight:** 6-1 / 215      **Bats/Throws:** Left / Left**Birthdate:** December 10, 1992      **Opening Day Age:** 27**Birthplace/Resides:** Houston, Texas / Houston, Texas**Major League Service:** None**Obtained:** Signed to a minor league contract, December 2, 2019**Contract Status:** First year of a one-year contract through 2020**NON-ROSTER INVITEE****CAREER HIGHLIGHTS**

Has played professionally for nine seasons in the Colorado Rockies (2011-17) and Milwaukee Brewers (2018-19) organizations and is a .261 career hitter with 37 home runs and 278 RBI in 645 games...has 96 stolen bases...has played 267 games in right field, 245 in left field, 33 in center field and three at first base...played for Texas in the independent American Association in 2018 and led the league with 37 doubles.

**2019 HIGHLIGHTS**

Spent the entire season at Double-A Biloxi and hit .265 with 13 home runs and 71 RBI in 131 games...had career highs in runs (62), hits (119), home runs, RBI, walks (41), stolen bases (22), games and at bats (449) and matched his high in hit by pitches (11)...ranked third in the Southern League in RBI, tied for fifth in triples (6), sixth in total bases (195), tied for sixth in hits, doubles (25) and hit by pitches and tied for seventh in runs, extra base hits (44) and stolen bases...also tied for third in caught stealing (11) and tied for fifth in strikeouts (132)...tied for fourth in the Milwaukee farm system in RBI, doubles and triples, ranked fifth in total bases and extra base hits, seventh in hits, tied for seventh in stolen bases and eighth in slugging (.434)...batted .267 (90-for-337) with 12 of his 13 home runs and 19 of his 22 stolen bases against right-handed pitchers compared to .259 (29-for-112) against left-handers...his average improved to .339 with runners in scoring position...hit .265 with four home runs in 66 games before the All-Star Break, .265 with nine home runs in 65 games after the break...started 90 games in right field and 28 in center field...also appeared in one game in left field and had six assists and four errors (.984 fielding percentage) in 125 games overall in the outfield...went 1-for-4 in one game at designated hitter and was 4-for-7 (.571) with a double and two RBI as a pinch hitter...hit in every spot in the order but saw most of his action batting fourth (45 games), third (37 games) and fifth (25 games).

**BILOXI:** Went 10-for-24 (.417) with four doubles, one triple, one home run and seven RBI over his first eight games...that included three RBI in both games of an Opening Day doubleheader April 5 against Birmingham (necessitated by an April 4 rainout)...went 3-for-4 with three doubles April 8 against Birmingham...it was his first of eight three-hit games in 2019...it was his second career game of three or more doubles (had 4 on May 22, 2017 at Bowie)...hit .164 over a 16-game stretch from April 15 to May 1...had a seven-game hitting streak from May 2 through the first game of a May 10 doubleheader (11-for-26, .423), went 0-for-24 over his next eight games through May 17 and then had a season-high nine-game hitting streak from May 18-28 (13-for-30, .433)...stole a season-high three bases May 22 at Mobile...then scored a career-high tying three runs the next day against the BayBears...collected a career-high tying five RBI June 9 against Pensacola...went 0-for-1 for the South in the SL All-Star Game June 18...hit .130 over a 14-game span from June 28 to July 15 but then batted .386 with five home runs and 15 RBI over his final 15 games in July...homed in three straight games, July 18-20...stole a base in four consecutive games from July 18-21 (six stolen bases total), including his second three steal game of the season July 21 at Mobile...matched his career-high with five RBI July 19 at Mobile (third time)...had his best month of the season in July when he hit .293 with five home runs, 16 RBI and 10 stolen bases in 26 games...went 5-for-19 (.263) with five runs, two doubles, two home runs and five RBI in five postseason games.

## CAREER

**2018**—Spent most of the season with Texas in the independent American Association where he batted .333 with 37 doubles, a triple, 13 home runs and 54 RBI in 80 games...slugged .601 and had 36 walks and nine hit by pitches for a .420 on-base percentage...was also 14-for-16 (87.5%) in stolen base attempts...led the AA in doubles, ranked second in slugging and OPS (1.021) and third in batting and on-base percentage...was signed by the Milwaukee Brewers organization to a minor league contract Aug. 21 and hit .293 with five RBI in 13 games with Single-A Carolina...walked 11 times to fuel a .364 on-base percentage...batted .375 against left-handed pitchers, .273 against right-handers...started nine games in right field and three in left field...was 4-for-5 Aug. 29 against Down End...was transferred to Double-A Biloxi Sept. 5 for the postseason and went 2-for-5 (.400) with a home run and RBI in five games, all as a pinch hitter.

**2017**—Played at three different levels in the Rockies farm system and batted a combined .229 with seven home runs and 41 RBI in 98 games...hit .265 against left-handed pitchers compared to .220 against right-handers...started 45 games in left field and 28 in right field...had eight assists in 81 games overall in the outfield...hit in every spot in the order except leadoff and saw his most playing time with 44 games in the five spot...began the season at Double-A Hartford...hit .324 over a 21-game stretch from May 2-22...scored a run in eight consecutive games from May 16-23 (11 runs total)...went 5-for-5 with four doubles May 22 at Bowie...the hits and doubles are career highs and he matched his best with three runs scored...drove in a season-high four runs May 30 against Richmond...batted .370 in 14 games in July and was hitting .229 with six home runs and 37 RBI in 83 games overall with Hartford when he was placed on the disabled list July 19 with an inflamed left foot...was reinstated Aug. 8 and sent to Single-A Lancaster...hit safely in 11 of his 12 games and batted .240 with a home run and three RBI...stole a career-high four bases Aug. 27 at Lake Elsinore...was transferred to Triple-A Albuquerque Sept. 1 and went 0-for-2 in three games in September.

**2016**—Recorded a career-high 37 doubles for Double-A Hartford, second-most in the Eastern League...was named an EL Midseason All-Star after batting .302 with 26 doubles in the first half of the season...was on the disabled list from Aug. 4-13 with a sprained right toe.

**2015**—Started 64 games in left field and 21 games in right field for High Single-A Modesto...his 17 stolen bases were second-most on the club.

**2014**—Saw time at both Short-Season Tri-City and Low Single-A Asheville...hit .317 in 32 games for the Tourists, the fourth-highest average on the club.

**2013**—Spent the entire season with Low Single-A Asheville, making 81 combined starts throughout the outfield...saw the most time in left field, playing in 55 games (54 starts).

**2012**—Played in 24 games during his second professional season, all with Short-Season Tri-City.

**2011**—In his first professional season, played in 15 games between left field and right field for Rookie-level Casper.

## PERSONAL/MISCELLANEOUS

Dillon Everett Thomas...graduated from Westbury Christian School (TX).

## LIFETIME PLAYING RECORD

| Year                       | Club         | AVG.        | G          | AB          | R          | H          | 2B         | 3B        | HR        | RBI        | SH        | SF        | HP        | BB         | SO         | SB        | CS        | SLG         | OBP         | E         |
|----------------------------|--------------|-------------|------------|-------------|------------|------------|------------|-----------|-----------|------------|-----------|-----------|-----------|------------|------------|-----------|-----------|-------------|-------------|-----------|
| 2011                       | Casper       | .328        | 15         | 58          | 12         | 19         | 2          | 0         | 1         | 7          | 0         | 0         | 0         | 3          | 18         | 2         | 1         | .414        | .361        | 0         |
| 2012                       | Tri-City     | .214        | 24         | 84          | 11         | 18         | 3          | 0         | 0         | 4          | 0         | 0         | 3         | 14         | 26         | 6         | 3         | .250        | .347        | 0         |
| 2013                       | Ashville     | .255        | 90         | 330         | 31         | 84         | 14         | 3         | 3         | 36         | 2         | 0         | 0         | 26         | 84         | 10        | 12        | .342        | .309        | 6         |
| 2014                       | Tri-City     | .209        | 18         | 67          | 8          | 14         | 4          | 0         | 2         | 9          | 0         | 0         | 0         | 3          | 22         | 2         | 2         | .358        | .243        | 1         |
|                            | Ashville     | .317        | 32         | 126         | 15         | 40         | 10         | 1         | 1         | 10         | 0         | 0         | 3         | 5          | 38         | 8         | 3         | .437        | .358        | 0         |
| 2015                       | Modesto      | .248        | 113        | 399         | 44         | 99         | 21         | 7         | 6         | 49         | 9         | 2         | 5         | 22         | 143        | 17        | 8         | .381        | .294        | 6         |
| 2016                       | Hartford     | .289        | 111        | 374         | 39         | 108        | 37         | 1         | 4         | 46         | 2         | 4         | 11        | 28         | 97         | 13        | 8         | .425        | .353        | 1         |
| 2017                       | Hartford     | .229        | 83         | 271         | 33         | 62         | 14         | 1         | 6         | 37         | 0         | 2         | 6         | 23         | 101        | 9         | 5         | .354        | .301        | 5         |
|                            | Lancaster    | .240        | 12         | 50          | 7          | 12         | 1          | 0         | 1         | 3          | 0         | 0         | 1         | 2          | 18         | 6         | 0         | .320        | .283        | 1         |
|                            | Albuquerque  | .000        | 3          | 2           | 0          | 0          | 0          | 0         | 0         | 1          | 0         | 1         | 0         | 0          | 0          | 0         | 0         | .000        | .000        | 0         |
| 2018                       | Texas (Ind.) | .333        | 80         | 291         | 56         | 97         | 37         | 1         | 13        | 54         | 0         | 2         | 9         | 36         | 71         | 14        | 2         | .601        | .420        | 5         |
|                            | Carolina     | .293        | 13         | 41          | 7          | 12         | 2          | 0         | 0         | 5          | 0         | 1         | 3         | 11         | 17         | 1         | 1         | .341        | .464        | 0         |
| 2019                       | Biloxi       | .265        | 131        | 449         | 62         | 119        | 25         | 6         | 13        | 71         | 0         | 3         | 11        | 41         | 132        | 22        | 11        | .434        | .339        | 6         |
| <b>Minor League Totals</b> |              | <b>.261</b> | <b>645</b> | <b>2251</b> | <b>269</b> | <b>587</b> | <b>133</b> | <b>19</b> | <b>37</b> | <b>278</b> | <b>13</b> | <b>13</b> | <b>43</b> | <b>178</b> | <b>696</b> | <b>96</b> | <b>54</b> | <b>.386</b> | <b>.325</b> | <b>26</b> |
| <b>Independent Totals</b>  |              | <b>.333</b> | <b>80</b>  | <b>291</b>  | <b>56</b>  | <b>97</b>  | <b>37</b>  | <b>1</b>  | <b>13</b> | <b>54</b>  | <b>0</b>  | <b>2</b>  | <b>9</b>  | <b>36</b>  | <b>71</b>  | <b>14</b> | <b>2</b>  | <b>.601</b> | <b>.420</b> | <b>5</b>  |

## CAREER TRANSACTIONS


**2011** — Selected by the Colorado Rockies organization in the 4th round of the First-Year Player Draft. **2017** — Elected free agency, November 6. **2018** — Signed by the Milwaukee Brewers to a minor league contract, August 21. **2019** — Elected free agency, November 19; signed by the Oakland Athletics to a minor league contract, December 2.

## ROOKIE RULE

The Baseball Writers Association of America considers a player a rookie unless during the previous season or seasons he has (a) exceeded 130 at-bats or 50 innings pitched in the major leagues; or (b) accumulated more than 45 days on the active roster of a major league club (excluding military service), during the 26-player limit. The 26-player limit is in effect from Opening Day until August 31.

There are 13 rookies on the A's 40-man roster: Luis Barrera, Skye Bolt, Seth Brown, Jonah Heim, Grant Holmes, Daulton Jefferies, James Kaprielian, Jesús Luzardo, Vimal Machin, Jorge Mateo, Sean Murphy, Sheldon Neuse and A.J. Puk.



**RIGHT-HANDED PITCHER****Height/Weight:** 6-5 / 235**Bats/Throws:** Right / Right**Birthdate:** October 1, 1991**Opening Day Age:** 28**Birthplace/Resides:** Sellersville, Pennsylvania / Green Lane, Pennsylvania**Major League Service:** 1 year, 163 days**Obtained:** Selected in the 11th round of the 2013 First-Year Player Draft**Contract Status:** First year of a one-year contract through 2020**CAREER HIGHLIGHTS**

Was the A's 11th round draft pick in 2013 and made his Major League debut in 2018, going 8-3 with four saves and a 2.92 ERA in 69 games...tied for the lead among American League rookies in saves and ranked second in games pitched...then went 4-6 with a 5.25 ERA in 61 appearances in 2019...has a 3.96 ERA in 130 career appearances...is 30-27 with nine saves and a 3.93 ERA (185 er in 423.2 ip) in 170 games, including 45 starts, in six seasons in the minors...has allowed just 18 home runs (0.38 per nine innings).

**2019 HIGHLIGHTS**

Was 4-6 with a 5.25 ERA and .265 opponents batting average in 61 relief appearances in his second season in the majors after going 8-3 with a 2.92 ERA and .201 opponents average in 69 games as a rookie in 2018...struck out 57 in 60.0 innings after fanning 82 in 74.0 innings in 2018...his ERA ranked fifth highest among American League relievers...posted a 1.45 ERA and .164 opponents batting average over his first 17 games through May 11...then compiled a 6.97 ERA and .302 opponents average over his final 44 appearances beginning May 13...his opponents batting average broke down to .263 (30-for-114) against right-handed hitters compared to .267 (31-for-116) against left-handers...had a .310 average and five of his seven home runs with the bases empty, .222 with runners on...allowed 11-of-31 (35.5%) inherited runners to score...first batters were 15-for-55 (.273) with five walks and a hit by pitch (.344 on-base percentage)...was charged with five blown saves...had a 4.50 ERA in 40 games before the All-Star Break...then compiled a 6.75 ERA in 21 outings after the break...now has a 2.77 ERA in 76 career appearances before the break, a 5.98 ERA in 54 games after the break...posted a 4.73 ERA in 33 games at home and allowed just one home run in 32.1 innings...had a 5.86 ERA and surrendered six home runs in 27.2 innings in 28 contests on the road...has yielded 12 of his 15 career home runs on the road...allowed just one run in the seventh inning for a 0.55 ERA...had a 7.01 ERA in all other innings...yielded a Major League-leading eight runs in extra innings, which matches the most by an Oakland pitcher since at least 1973 (Ben Callahan, 1983; Billy Koch, 2002; Brian Fuentes, 2011)...opponents were 9-for-12 (75.0%) in stolen base attempts and the steals tied for fifth most among AL relievers...opponents are 19-for-24 (79.2%) with him on the mound in his career.

**OAKLAND:** Made his first Opening Day roster and pitched in each of the A's first four games...joined Dennis Eckersley (1992) as the only pitchers in Oakland history to appear in each of the first four games of a season...did not allow a run in 14 of his first 15 appearances for a 1.13 ERA and .135 opponents batting average through May 8...began the season with a 7.2-inning scoreless streak, allowed two runs on April 7 at Houston and then had a season-high 8.0-inning scoreless streak from April 9 to May 8...had a 2.35 ERA in seven games in the month of April...then logged an ERA of 5.59 or greater in each of the final five months of the season...allowed 17 runs over a 16-game stretch from May 10 to June 9 and was 1-4 with three blown saves, an 8.82 ERA and .333 opponents batting average over that stretch...walked a career-high three batters May 20 at Cleveland...was charged with the loss in four consecutive appearances from May 29 to June 5, which matched the longest such streak by a reliever in Oakland history (Brian Fuentes, May 18-23, 2011)...began the streak by allowing a career-high five runs and a career-high tying three walks in 1.0 innings against Los Angeles (AL)...issued 13 walks in 15.2 innings in May...made his 100th career appearance June 9 at Texas when he allowed three runs on a career-high tying four hits in 0.2 innings...had a 1.86 ERA over an 11-game span from June 11 to July 16 but opponents

hit .325...then posted a 7.50 ERA over his final 19 contests...went 1-3 with a 7.45 ERA in 11 games in June...matched his career high by walking three batters July 31 against Milwaukee...tossed a career-high tying 3.0 scoreless innings and equaled his career high with four strikeouts Aug. 16 against Houston...appeared in just five games in September and none after Sept. 14...was not on the roster for the AL Wild Card game against Tampa Bay.

## CAREER

**2018**—Pitched in 69 games in his Major League debut and went 8-3 with four saves, a 2.92 ERA and .201 opponents batting average over two stints with the A's...fell two short of the Oakland rookie record of 71 games pitched set by Aaron Small in 1997 and matched by Ryan Cook in 2012...tied for the lead among American League rookies in saves, ranked second in games pitched, fifth in wins and seventh in strikeouts (82)...averaged 9.97 strikeouts per nine innings...tied for third among all AL relievers in wins...had four intentional walks, which tied for seventh among all AL pitchers...had a 1.16 ERA, a .161 opponents batting average, .480 OPS and three home runs in 54.1 innings over his first 45 games through Aug. 5...then compiled a 7.78 ERA, .295 opponents batting average and .895 OPS while allowing five home runs in 19.2 innings over his final 23 contests...had all eight of his wins over his first 39 games through July 25...his .201 opponents batting average included a mark of .182 against right-handed hitters compared to .223 against left-handers...held opponents to a .184 batting average with two outs and .126 with two strikes...walked just one batter to lead off an inning...had a .245 opponents batting average over his first 15 pitches in a game, .050 after that...six of the eight home runs he allowed came with a runner on base...his opponents average increased to .250 with runners in scoring position...posted a 1.10 ERA on 16 appearances with no days rest, a 3.43 ERA in his other 53 contests...was 5-0 with a 0.87 ERA in 29 day games, 3-3 with a 4.40 ERA in 40 games at night...was 1-3 with a 5.06 ERA and .250 opponents batting average in 30 games against AL West teams compared to 7-0 with a 1.71 ERA and .171 opponents average in 39 games against everyone else...did not allow a run in the ninth inning (10.2 ip) or extra innings (4.0)...allowed 13-of-38 (34.2%) inherited runners to score...the inherited runners tied for 10th most in the AL...first batters faced hit .270 but he walked just four (.313 on-base percentage)...posted a 1.46 ERA and .122 opponents batting average in 10 interleague games...ranked seventh among AL relievers in stolen bases allowed (10) and had the 10th-fewest pitches per inning (15.2)...began the season at Triple-A Nashville and had not allowed a run in three games (4.1 ip) when he was recalled by Oakland April 17...made his Major League debut that night against Chicago (AL) with a scoreless ninth inning (2 h, 1 bb, 2 so)...struck out Narváez for his first strikeout...recorded his first win the next day against the White Sox, tossing the final three innings of the A's 12-11, 14-inning win (2 h, 4 so)...the 3.0 innings are a career high and he also fanned a personal-best four batters...matched his strikeout best on June 23 at Chicago (AL)...was optioned to Nashville April 19, pitched once on the 23rd at Omaha and returned to Oakland for good April 24...logged a 1.69 ERA and one save in four relief appearances with the Sounds...had a 1.29 ERA over his first five games through May 1...then had a nine-game, 10.1-inning scoreless streak from May 3 to 22, dropping his overall ERA to a season-low 0.52...went 4-0 with all four of his saves, a 0.38 ERA and .092 opponents batting average over an 18-game stretch from June 7 to July 21, allowing just one run in 23.2 innings...was credited with his first save June 8 against Kansas City...entered the game with the A's leading 6-2 and runners on first and second with two outs in the eighth inning...got Gordon to ground out to end the inning and then retired the side in order in the ninth...picked up the win in three consecutive outings from June 19 to 25 to become the first A's reliever to win three consecutive games since Billy Koch (Sept. 1-4, 2002)...had a career-high 15.0-inning scoreless streak from June 25 to July 21...opponents went 4-for-46 (.087) with six walks and 17 strikeouts during the streak...went 4-1 with three saves, a 2.45 ERA and .102 opponents batting average in 12 games in June...tied for the American League lead in June wins and became the first A's reliever to win four games in a month since Billy Koch had five in September of 2002...then posted a 0.57 ERA and .118 opponents batting average in 13 appearances in July...posted a 5.52 ERA in 16 games in August but allowed just 1-of-10 inherited runners to score...the games pitched were the most by an A's pitcher in August since Mike Mohler also had 16 in 1997...then compiled an 8.00 ERA and .308 opponents batting average in 11 games in September...made his first career start Sept. 28 at Los Angeles (AL) as the A's opener and retired the side in order...relieved Hendriks to start the second inning in the Wild Card game at New York on Oct. 3 with the A's trailing 2-0 and tossed 3.0 scoreless innings (1 h, 1 bb, 4 so)...allowed a leadoff single to Gregorius and then walked Andújar

before retiring each of the final eight batters he faced, four by strikeout...the strikeouts were the most by an A's reliever in a postseason game since Jim Mecir had four in 2.0 innings in Game 5 of the 2001 ALDS against New York.

**2017**—Began the season at Double-A Midland and was 7-1 with a save and a 2.43 ERA in 23 relief appearances when he was promoted to Triple-A Nashville June 20...went 1-2 with four saves and a 3.60 ERA in 25 games with the Sounds...combined for an 8-3 record, five saves and a 3.03 ERA in 48 relief outings overall...tied for seventh in the A's farm system in saves...did not allow a home run in 68.1 innings...allowed a .245 batting average, which included .216 against right-handed hitters compared to .298 against left-handers...allowed a .147 average with runners in scoring position and two outs...compiled a 1.66 ERA in the ninth inning...did not allow a run in six day games (8.2 ip)...allowed 8-of-20 (40.0%) inherited runners to score, including 5-of-6 (83.3%) with Nashville...tossed at least one inning in 46 of his 48 appearances, including two or more 14 times...started the year at Midland and did not allow a run over his first six outings (7.2 ip) through April 25...finished April 2-0 with a 0.84 ERA and .139 opponents batting average in seven games...then went 3-0 with a 1.98 ERA in 10 contests in May...was 4-0 with a 0.61 ERA over his first 10 games through May 11 and did not allow a run in nine of those games...had a six-game, 8.0-inning scoreless streak from May 20 to June 7...was promoted to Nashville June 20...was charged with 11 runs over his first eight games at Triple-A through July 15 (7.62 ERA, .309 opponents batting average)...then tossed a season-high 3.0 scoreless innings in his next outing July 19 at Iowa...that began a season-ending stretch where he allowed just four runs (three earned) over his final 17 games (1.23 ERA, .200 opponents average)...recorded all four of his saves with Nashville over his final 10 outings from Aug. 11 to Sept. 2...did not allow a run in nine of those games (0.82 ERA)...posted a 1.46 ERA and .186 opponents batting average in 10 games in August.

**2016**—Pitched exclusively in relief for the first time in his career and combined for a 2-4 record, three saves, a 2.85 ERA and .230 opponents batting average in 45 relief appearances with Single-A Stockton and Double-A Midland...yielded just one home run in 60.0 innings...struck out 61, the first time in his career he finished with more strikeouts than innings pitched...opponents were 4-for-34 (.118) with runners in scoring position and two outs...yielded a .200 batting average to hitters leading off an inning but had a .357 on-base percentage in that situation...allowed 10-of-24 (41.7%) inherited runners to score...began the year at Stockton where he went 1-3 with two saves and a 3.02 ERA in 33 relief appearances...did not surrender a home run in 41.2 innings...compiled a 1.01 ERA over a 22-game stretch from May 1 to July 5...recorded the first save of his career May 1 against Modesto when he retired the side in order in the ninth inning of the Ports 3-2 win (1 so)...compiled a 0.71 ERA in 10 games in May and then logged a 1.64 ERA and .105 opponents batting average in 10 games in June...had a nine-game, 10.2-inning scoreless streak from June 11 to July 5...was transferred to Midland July 20 and went 1-1 with a save and a 2.45 ERA in 12 games at Double-A...allowed his only home run of the season Aug. 3 at Frisco, snapping a season-opening 35-game, 46.1-inning homerless streak...made two postseason appearances for the Texas League Champion RockHounds (3.1 ip, 3 h, 3 r, 3 er, 3 bb, 3 so, 8.10 ERA).

**2015**—Spent the entire season at Single-A Stockton and went 10-5 with a 3.91 ERA and .216 opponents batting average in 32 games, including nine starts...the wins tied for the California League lead and tied for third in the A's farm system...yielded just five home runs, an average of 0.50 per nine innings...each of his first nine appearances were starts and he was 3-3 with a 5.45 ERA in those games...was moved to the bullpen June 2 and went 7-2 with a 2.70 ERA in 23 relief appearances...allowed 1-of-12 (8.3%) inherited runners to score...held the opposition to a .151 average with runners in scoring position...was 5-1 with a 2.17 ERA in 19 appearances in the second half...went 4-1 with a 1.94 ERA and .196 opponents average in 14 games on the road...was 1-0 with a 2.31 ERA and .186 opponents batting average in three April starts...picked up the win in four consecutive relief appearances from June 13 to July 1 and did not allow a run (10.1 ip)...had a loss in two postseason appearances for the Ports (3.0 ip, 3 h, 2 r, 2 er, 4 so, 6.00 ERA).

**2014**—Went 7-11 with a 5.28 ERA and .290 opponents batting average in 27 games, including 26 starts, for Single-A Beloit...led the Midwest League in runs (93) and earned runs (82) and ranked fourth in innings pitched (139.2)...ranked seventh among A's farmhands in innings pitched and eighth in strikeouts (95)...combined on a six-hit shutout April 26 against Burlington (6.0 ip, 6 h)...

combined on a two-hit shutout and tossed a season-high 7.0 innings July 20 against Bowling Green...made his only relief appearance in his final outing of the season Sept. 1 against Wisconsin (1.0 ip).

**2013**—Made his professional debut with Vermont of the Short Season Single-A New York-Penn League and went 3-4 with a 3.12 ERA and .231 opponents batting average in 14 games, including 10 starts...surrendered just two home runs in 60.2 innings...made his professional debut in relief on June 23 against Lowell (2.0 ip, 1 h, 1 so)...made his first start July 15 at Mahoning Valley, a no decision (5.0 ip, 5 h, 1 r, 1 er, 6 so)...earned his first win July 26 against Tri-City, a 5-3 Lake Monsters victory, and struck out a season-high seven (6.1 ip, 5 h, 1 r, 1 er, 2 bb).

## PERSONAL/MISCELLANEOUS

Louis Albert Trivino was originally signed by A's scout Matt Higginson...graduated from Upper Bucks Christian High School (PA)...attended Slippery Rock University...posted a career record of 19-8 with a 1.95 ERA in three seasons at Slippery Rock, including 14 complete games.

### LIFETIME PITCHING RECORD

| Year                       | Club      | W         | L        | ERA         | G          | GS       | CG       | SHO      | SV       | IP           | H          | R         | ER        | HR        | HB       | BB        | IBB      | SO         | WP        | BK       |
|----------------------------|-----------|-----------|----------|-------------|------------|----------|----------|----------|----------|--------------|------------|-----------|-----------|-----------|----------|-----------|----------|------------|-----------|----------|
| 2013                       | Vermont   | 3         | 4        | 3.12        | 14         | 10       | 0        | 0        | 0        | 60.2         | 53         | 31        | 21        | 2         | 8        | 20        | 0        | 47         | 2         | 0        |
| 2014                       | Beloit    | 7         | 11       | 5.28        | 27         | 26       | 0        | 0        | 0        | 139.2        | 160        | 93        | 82        | 10        | 10       | 43        | 2        | 95         | 12        | 0        |
| 2015                       | Stockton  | 10        | 5        | 3.91        | 32         | 9        | 0        | 0        | 0        | 89.2         | 70         | 45        | 39        | 5         | 1        | 44        | 1        | 78         | 11        | 2        |
| 2016                       | Stockton  | 1         | 3        | 3.02        | 33         | 0        | 0        | 0        | 2        | 41.2         | 38         | 19        | 14        | 0         | 6        | 18        | 1        | 49         | 7         | 0        |
|                            | Midland   | 1         | 1        | 2.45        | 12         | 0        | 0        | 0        | 1        | 18.1         | 14         | 7         | 5         | 1         | 0        | 7         | 2        | 12         | 1         | 0        |
| 2017                       | Midland   | 7         | 1        | 2.43        | 23         | 0        | 0        | 0        | 1        | 33.1         | 31         | 9         | 9         | 0         | 1        | 10        | 0        | 34         | 0         | 1        |
|                            | Nashville | 1         | 2        | 3.60        | 25         | 0        | 0        | 0        | 4        | 35.0         | 33         | 15        | 14        | 0         | 1        | 11        | 2        | 31         | 4         | 1        |
| 2018                       | Nashville | 0         | 0        | 1.69        | 4          | 0        | 0        | 0        | 1        | 5.1          | 2          | 1         | 1         | 0         | 0        | 1         | 0        | 10         | 0         | 0        |
|                            | OAKLAND   | 8         | 3        | 2.92        | 69         | 1        | 0        | 0        | 4        | 74.0         | 53         | 24        | 24        | 8         | 2        | 31        | 4        | 82         | 4         | 1        |
| 2019                       | OAKLAND   | 4         | 6        | 5.25        | 61         | 0        | 0        | 0        | 0        | 60.0         | 61         | 40        | 35        | 7         | 3        | 31        | 2        | 57         | 7         | 0        |
| <b>Major League Totals</b> |           | <b>12</b> | <b>9</b> | <b>3.96</b> | <b>130</b> | <b>1</b> | <b>0</b> | <b>0</b> | <b>4</b> | <b>134.0</b> | <b>114</b> | <b>64</b> | <b>59</b> | <b>15</b> | <b>5</b> | <b>62</b> | <b>6</b> | <b>139</b> | <b>11</b> | <b>1</b> |

### CAREER TRANSACTIONS

**2013** — Selected by the Oakland Athletics in the 11th round of the First-Year Player Draft.

### WILD CARD RECORD

| Year | Club/Opp.   | W | L | ERA  | G | GS | CG | SHO | SV | IP  | H | R | ER | HR | HB | BB | IBB | SO | WP | BK |
|------|-------------|---|---|------|---|----|----|-----|----|-----|---|---|----|----|----|----|-----|----|----|----|
| 2018 | OAK vs. NYY | 0 | 0 | 0.00 | 1 | 0  | 0  | 0   | 0  | 3.0 | 1 | 0 | 0  | 0  | 0  | 1  | 0   | 4  | 0  | 0  |

### TRIVINO'S CAREER BESTS

**Low Hit Complete Game:** None

**Innings Pitched:** 3.0 (twice), last: August 16, 2019 vs. Houston. Note: Also pitched 3.0 innings in 2018 Wild Card game at New York (AL)

**Strikeouts:** 4 (three times), last: August 16, 2019 vs. Houston. Note: Also had 4 strikeouts in 2018 Wild Card game at New York (AL)

**Pitches:** 49, April 18, 2018 vs. Chicago (AL)

**Longest Winning Streak:** 5, June 19 to July 25, 2018

**Longest Losing Streak:** 5, May 29 to June 16, 2019

**Longest Scoreless Streak:** 15.1, June 25 to July 21, 2018

### OAKLAND A'S MILESTONE HITS

|       |  |
|-------|--|
| 1     | John Donaldson, April 10, 1968 at Baltimore    |
| 10000 | Phil Garner, June 27, 1975 at California       |
| 20000 | Dwayne Murphy, June 1, 1983 at Milwaukee       |
| 30000 | Mike Gallego, May 30, 1990 vs. Toronto         |
| 40000 | Matt Stairs, August 15, 1997 at Chicago        |
| 50000 | Damian Miller, July 26, 2004 vs. Seattle       |
| 60000 | Hideki Matsui, August 1, 2011 at Seattle       |
| 70000 | Mark Canha, Sept. 28, 2018 at Los Angeles (AL) |



**LEFT-HANDED PITCHER**

**Height/Weight:** 6-3 / 175

**Bats/Throws:** Left / Right

**Birthdate:** November 7, 1992

**Opening Day Age:** 27

**Birthplace/Resides:** Columbus, Georgia / Columbus, Georgia

**Major League Service:** None

**Obtained:** Signed to a minor league contract, December 10, 2019

**Contract Status:** First year of a one-year contract through 2020

**NON-ROSTER INVITEE**

**CAREER HIGHLIGHTS**

Was originally selected by the Boston Red Sox in the third round of the 2011 draft as a catcher... had a .207 career average with three home runs and 81 RBI in 305 games over 5½ seasons when he transitioned to a pitcher midway through the 2016 season...is 13-8 with 15 saves and a 3.87 ERA in 127 career appearances, including two starts, as a pitcher...has 208 strikeouts in 200.0 innings (9.36 per nine innings).

**2019 HIGHLIGHTS**

Spent most of the season at Double-A Portland where he was 0-2 with eight saves and a 3.89 ERA in 33 relief appearances...also posted a 6.17 ERA in eight games during a one-month stint with Triple-A Pawtucket and combined to go 0-3 with eight saves and a 4.37 ERA in 41 games, including one start, overall...surrendered just two home runs in 55.2 innings, an average of 0.32 per nine innings...struck out a career-high 69 (11.16 per nine innings) but walked 33 (5.34 per nine innings)...also had career highs in hits (54) and runs (32) and matched his high in losses...tied for sixth in the Red Sox farm system in saves and ranked ninth in games pitched...posted a 5.29 ERA in 26 games before the All-Star Break, a 2.91 ERA in 15 games after the break...allowed a .261 opponents batting average, including .247 (23-for-93) against left-handed hitters compared to .272 (31-for-114) against right-handers...surrendered both of his home runs to righties but issued 23 of his 33 walks to lefties...yielded a .195 average to batters leading off an inning but walked 10 for a .353 on-base percentage...opponents hit .314 with runners in scoring position...tossed at least one inning in 36 of his 41 appearances, including two or more 13 times.

**MINORS:** Began the season at Portland and allowed at least one run in four of his five outings in April (4.82 ERA)...walked a season-high three batters April 15 at Reading (also June 12 at Altoona)...struck out a career-high seven batters in a season-high 3.2 innings April 18 against Trenton...did not allow a run in seven of his first eight games in May, but the exception was May 11 at Trenton when he yielded five runs on four hits and a walk in 0.2 innings...had four of his eight saves over that stretch...did not surrender a run over his final five games with Portland and had a 4.50 ERA in 21 games overall when he was moved up to Pawtucket to June 20...started the Triple-A portion of his campaign with two scoreless outings and had an 8.2-inning scoreless streak from June 8-24...combined with both clubs for a 2.13 ERA in 10 appearances in June...fanned 17 in 12.2 innings...started the bottom of the ninth inning on July 4 at Lehigh Valley with a 10-6 lead and allowed a season-high six runs on a season-high five hits without retiring a batter for the loss...made the second start of his professional career July 12 in the second game of a doubleheader against Buffalo (2.0 ip, 3 h, 1 r, 1 er, 2 bb, 3 so)...had a 6.17 ERA in eight games with Pawtucket when he was sent back to Portland July 22...logged a 2.81 ERA over his final 12 appearances with the Sea Dogs...allowed five runs over his first five games but did not allow an earned run over his final seven contests (9.0 ip) ...posted a 1.50 ERA and .190 opponents batting average in nine games in August...struck out 17 in 12.0 innings.

**CAREER**

**2018**—Began the season with Single-A Salem before advancing to Double-A Portland and making two appearances with Triple-A Pawtucket...posted a career-low 3.36 ERA in a career-high 43 relief appearances...named Red Sox Minor League Relief Pitcher of the Month for April...allowed

just one earned run on three hits in 13.1 innings with Salem (0.68 ERA)...was promoted to Portland on May 4...earned a win on July 4 at Hartford and saves in each of his next three appearances from July 6-14...made single appearances for the PawSox on July 29 vs. Charlotte and Sept. 3 vs. Scranton/Wilkes-Barre.

**2017**—Went 6-2 with a 4.10 ERA in 24 appearances (1 start) in his first full season as a pitcher... was placed on the disabled list July 16 with a strained left oblique...spent the rest of the season on the DL with the exception of a one-game rehab assignment with the Gulf Coast League Red Sox.

**2016**—Began the season as a first baseman for Double-A Portland, but transitioned to the mound...in 19 relief appearances, went 3-0 with a 3.58 ERA and a .217 opponent batting average.

**2015**—Threw out 14-of-71 (19.7%) attempted base stealers in 45 games at catcher...was on the disabled list from May 2 to June 13 with a strained left quadriceps.

**2014**—Was batting a combined .220 in 74 games with Low Single-A Greenville and High Single-A Salem when he was placed on the disabled list Aug. 6 with a strained left quadriceps...missed the remainder of the season.

**2013**—Had a .204 average in 61 games with Single-A Greenville before going on the disabled list July 26 with a left thumb strain...missed the remainder of the season.

**2012**—Batted .201 with 29 RBI in 86 games in his first full season with Single-A Greenville... added 44 walks for a .308 on-base percentage.

**2011**—Made his professional debut with the Red Sox affiliate in the Gulf Coast Rookie League and hit .182 in 14 games...added seven walks for a .308 on-base percentage.

## PERSONAL/MISCELLANEOUS

Jordan Blake Weems was originally signed by Red Sox scout Tim Hyers...batted .443 in 39 games for Columbus (GA) High School in 2011...led his team to a second consecutive Georgia High School Association Class AAA State Championship in 2011...his father, Rick, was a minor league catcher in the St. Louis organization from 1980-82.

### LIFETIME PITCHING RECORD

| Year                       | Club        | W         | L        | ERA         | G          | GS       | CG       | SHO      | SV        | IP           | H          | R          | ER        | HR        | HB       | BB         | IBB      | SO         | WP        | BK       |
|----------------------------|-------------|-----------|----------|-------------|------------|----------|----------|----------|-----------|--------------|------------|------------|-----------|-----------|----------|------------|----------|------------|-----------|----------|
| 2016                       | GCL Red Sox | 1         | 0        | 1.06        | 8          | 0        | 0        | 0        | 0         | 17.0         | 6          | 2          | 2         | 0         | 1        | 4          | 0        | 10         | 1         | 0        |
|                            | Lowell      | 2         | 0        | 6.32        | 11         | 0        | 0        | 0        | 1         | 15.2         | 19         | 12         | 11        | 2         | 0        | 8          | 0        | 20         | 7         | 0        |
| 2017                       | Greenville  | 0         | 0        | 0.93        | 4          | 0        | 0        | 0        | 0         | 9.2          | 6          | 1          | 1         | 0         | 0        | 3          | 1        | 10         | 2         | 0        |
|                            | Salem       | 6         | 2        | 4.93        | 19         | 1        | 0        | 0        | 1         | 42.0         | 38         | 28         | 23        | 5         | 4        | 22         | 0        | 36         | 7         | 0        |
| 2018                       | GCL Red Sox | 0         | 0        | 0.00        | 1          | 0        | 0        | 0        | 0         | 1.0          | 2          | 0          | 0         | 0         | 0        | 0          | 0        | 0          | 0         | 0        |
|                            | Salem       | 0         | 0        | 0.68        | 7          | 0        | 0        | 0        | 0         | 13.1         | 3          | 1          | 1         | 0         | 0        | 8          | 0        | 17         | 1         | 0        |
|                            | Portland    | 4         | 3        | 4.04        | 34         | 0        | 0        | 0        | 5         | 42.1         | 44         | 28         | 19        | 3         | 3        | 22         | 1        | 45         | 4         | 0        |
|                            | Pawtucket   | 0         | 0        | 5.40        | 2          | 0        | 0        | 0        | 0         | 3.1          | 3          | 2          | 2         | 1         | 0        | 4          | 0        | 1          | 0         | 0        |
| 2019                       | Portland    | 0         | 2        | 3.89        | 33         | 0        | 0        | 0        | 8         | 44.0         | 40         | 23         | 19        | 1         | 1        | 27         | 1        | 55         | 4         | 0        |
|                            | Pawtucket   | 0         | 1        | 6.17        | 8          | 1        | 0        | 0        | 0         | 11.2         | 14         | 9          | 8         | 1         | 0        | 6          | 0        | 14         | 3         | 0        |
| <b>Minor League Career</b> |             | <b>13</b> | <b>8</b> | <b>3.87</b> | <b>127</b> | <b>2</b> | <b>0</b> | <b>0</b> | <b>15</b> | <b>200.0</b> | <b>175</b> | <b>106</b> | <b>86</b> | <b>13</b> | <b>9</b> | <b>104</b> | <b>3</b> | <b>208</b> | <b>29</b> | <b>0</b> |

### LIFETIME PLAYING RECORD

| Year                       | Club        | AVG.        | G          | AB          | R          | H          | 2B        | 3B       | HR       | RBI       | SH       | SF       | HP        | BB         | SO         | SB        | CS       | SLG         | OBP         | E         |
|----------------------------|-------------|-------------|------------|-------------|------------|------------|-----------|----------|----------|-----------|----------|----------|-----------|------------|------------|-----------|----------|-------------|-------------|-----------|
| 2011                       | GCL Red Sox | .182        | 14         | 44          | 4          | 8          | 2         | 0        | 0        | 8         | 0        | 0        | 1         | 7          | 16         | 0         | 0        | .227        | .308        | 4         |
| 2012                       | Greenville  | .201        | 86         | 298         | 33         | 60         | 11        | 0        | 0        | 29        | 1        | 0        | 2         | 44         | 87         | 4         | 1        | .238        | .308        | 4         |
| 2013                       | Greenville  | .204        | 61         | 201         | 15         | 41         | 8         | 0        | 0        | 13        | 0        | 0        | 3         | 25         | 60         | 2         | 1        | .244        | .301        | 3         |
| 2014                       | Greenville  | .166        | 50         | 163         | 16         | 27         | 4         | 2        | 0        | 9         | 2        | 1        | 2         | 25         | 68         | 6         | 0        | .215        | .283        | 5         |
|                            | Salem       | .329        | 24         | 82          | 13         | 27         | 4         | 0        | 1        | 6         | 1        | 0        | 2         | 9          | 24         | 2         | 0        | .415        | .409        | 3         |
| 2015                       | Salem       | .257        | 31         | 105         | 12         | 27         | 6         | 0        | 1        | 7         | 0        | 0        | 0         | 12         | 26         | 2         | 1        | .343        | .333        | 3         |
|                            | Portland    | .224        | 17         | 67          | 8          | 15         | 5         | 1        | 1        | 8         | 0        | 0        | 0         | 4          | 16         | 1         | 0        | .373        | .268        | 5         |
| 2016                       | Portland    | .119        | 22         | 67          | 4          | 8          | 1         | 0        | 0        | 1         | 0        | 1        | 0         | 11         | 24         | 0         | 0        | .134        | .241        | 3         |
| <b>Minor League Totals</b> |             | <b>.207</b> | <b>305</b> | <b>1027</b> | <b>105</b> | <b>213</b> | <b>41</b> | <b>3</b> | <b>3</b> | <b>81</b> | <b>4</b> | <b>2</b> | <b>10</b> | <b>137</b> | <b>321</b> | <b>17</b> | <b>3</b> | <b>.262</b> | <b>.306</b> | <b>30</b> |

## CAREER TRANSACTIONS

**2011** — Selected by the Boston Red Sox organization in the 3rd round of the First-Year Player Draft. **2019** — Elected free agency, November 4; signed by the Oakland Athletics to a minor league contract, December 10.

### OAKLAND A'S LONGEST WINNING STREAK VS. ONE TEAM

|    |  |
|----|--|
| 16 | Detroit, May 6, 2017-May 19, 2019      |
| 16 | New York, Sept. 9, 1989-May 1, 1991    |
| 15 | Seattle, April 7, 2006-Aug. 16, 2006   |
| 12 | Minnesota, Sept. 11, 2013-Aug. 9, 2014 |
| 12 | Houston, June 13, 2007-July 22, 2013   |



**RIGHT-HANDED PITCHER****Height/Weight:** 6-1 / 242**Bats/Throws:** Right / Right**Birthdate:** March 24, 1993**Opening Day Age:** 27**Birthplace/Resides:** Savannah, Georgia / Guyton, Georgia**Major League Service:** 1 year, 28 days**Obtained:** Acquired from the Chicago White Sox with Zack Erwin for Brett Lawrie, December 9, 2015**Contract Status:** First year of a one-year contract through 2020**CAREER HIGHLIGHTS**

Was originally drafted by Boston in the 13th round of the 2012 First-Year Player Draft and was traded to Chicago July 30, 2013 as part of the Jake Peavy trade...was dealt to Oakland following the 2015 season as part of the Brett Lawrie trade...made his Major League debut with Oakland in 2016 and is 3-1 with a 4.06 ERA in 48 relief appearances over three seasons with the A's...missed the entire 2017 season after undergoing "Tommy John" surgery...is 25-23 with 33 saves and a 4.11 ERA (200 er in 438.1 ip) in 217 games, including 29 starts, in seven seasons in the minors...pitched exclusively in relief in each of his first two seasons, made 27 of his starts in 2014 with Single-A Winston-Salem, and returned to the bullpen in 2015.

**2019 HIGHLIGHTS**

Was 3-1 with a 3.58 ERA and .178 opponents batting average in 27 relief appearances over four stints with Oakland...the 27 games were a career high as he had just 21 appearances over his previous two seasons in the majors...struck out 34 batters in 32.2 innings (9.37 per nine innings) and surrendered just two home runs (0.55 per nine innings)...was on the A's Opening Day roster and posted a 5.57 ERA and .243 opponents batting average in 18 relief appearances before he was optioned to Las Vegas May 12...did not allow a run in nine games over his final three stints (11.2 innings) and opponents went 1-for-35 (.029) with no extra base hits, three walks and a hit by pitch (.128 on-base percentage)...his opponents batting average broke down to .160 (8-for-50) against left-handed hitters compared to .191 (13-for-68) against right-handers...yielded a .188 average with runners in scoring position but that jumped to .278 with RISP and two outs...first batters faced were 3-for-25 (.120) with two walks (.185 on-base percentage)...has a .200 average and .250 on-base percentage against first batters in his career...allowed 2-of-14 (14.3%) inherited runners to score after allowing 9-of-11 (81.8%) to score over his first two years...opponents hit .237 with no outs, .150 with one or two out...had a 0.84 ERA in eight games on one day of rest, a 4.91 ERA in his other 19 appearances...now has a 0.66 ERA in 10 career appearances on one day rest...had a 1.72 ERA at home, 5.29 on the road...logged a 4.80 ERA during the day, 2.55 at night...now has a 6.29 ERA in 20 career day games compared to 2.63 in 28 outings at night...had a 1.69 ERA in 11 games against American League West competition...did not allow a hit to the opponent's number five hitter (0-for-12)...tossed at least one inning in 21 of his 27 appearances.

**OAKLAND:** Was on his first career Opening Day roster and tossed 2.0 perfect innings of relief on Opening Day against Seattle at Tokyo on March 20...did not allow a run in the seventh inning of his second outing on March 30 against Los Angeles (AL), extending his scoreless streak to a career-high 17.2 innings dating back to July 24, 2018...tossed a career-high 3.1 scoreless innings and struck out a career-high four batters April 7 at Houston...had a 1.59 ERA over his first seven games through April 10...then logged a 10.24 ERA and .310 opponents batting average over his next 11 games before he was optioned to Las Vegas May 12...yielded a season-high three runs in back-to-back outings on May 1 at Boston and May 4 at Pittsburgh...allowed a career-high tying four hits in the latter contest...tossed a scoreless inning of relief in his final outing before his option on May 9 against Cincinnati...did not allow a run in nine games over his final three stints (11.2 ip), giving him a season-ending 12.2 inning scoreless streak...opponents went 1-for-35 (.029) with three walks and a hit by pitch over his final three stints and he had a streak of 10.0 consecutive hitless innings from May 19 to Sept. 18...was recalled for his second stint on June 21 and did not allow a run in two games (2.2 innings) before he was sent back to Las Vegas June 26...

recorded his first Major League win June 25 at St. Louis when he tossed 0.2 scoreless innings...relieved Bassitt with one out in the fourth inning and the A's trailing 3-1...stranded two inherited runners and was credited with the win after Oakland scored six times in the top of the fifth...was brought back July 6 and matched his career-high with four strikeouts in 2.0 perfect innings of relief at Seattle that day...that was his only outing before he was sent back to Las Vegas following the game on July 14...joined the A's for the fourth time on Sept. 6 and had five scoreless outings in September (6.0 ip, 1 h, 2 bb, 4 so)...was on the A's roster for the Wild Card game for the second consecutive season but did not pitch for the second consecutive year.

**LAS VEGAS:** Was 6-3 with three saves and a minor league career-high 5.59 ERA in 30 games, including one start, with Triple-A Las Vegas...struck out 43 batters in 38.2 innings (10.01 per nine innings)...had a .297 opponents batting average, which broke down to .283 (28-for-99) against right-handed hitters compared to .322 (19-for-59) against left-handers...yielded a .351 average with runners in scoring position...five of the eight home runs he allowed were solo shots...was 4-1 with a 4.58 ERA in 14 games at home, 2-2 with a 6.63 ERA in 16 outings on the road...had a 4.34 ERA in 22 night games, a 9.31 ERA in eight appearances during the day...tossed at least one inning in 27 of his 30 appearances and did not walk a batter 19 times...made his first appearance with the Aviators May 14 against Tacoma...then made his lone start of the season in his next outing in the second game of a May 19 doubleheader at Salt Lake...allowed a season-high five runs on a season-high four hits in a season-low 0.1 innings and took the loss...struck out a season-high six batters in a season-high 3.0 innings June 5 against Round Rock...allowed at least one run in seven of his first 10 outings through June 9 for an 8.36 ERA...then had three consecutive scoreless outings from June 13 to 18 (4.1 ip) and had a 6.38 ERA in 14 games overall when he returned to Oakland on June 21...did not surrender a run in two appearances during his second stint from June 26 to July 5 (2.0 ip)...posted a 5.40 ERA during his final stint that ran from July 15 through the end of the season...was credited with his first of three saves July 23 against El Paso (also Aug. 10 at Omaha and Aug. 23 at Tacoma)...issued a season-high three walks Aug. 5 against Oklahoma City...made one postseason appearance in Game 1 of the Pacific Coast League Semifinals at Sacramento on Sept. 4 and retired the side in order in the ninth inning of the Aviators 9-3 win (1.0 ip, 1 so).

## CAREER

**2018**—Began his comeback from UCL reconstruction surgery on his right elbow at Double-A Midland, was promoted to Triple-A Nashville May 10 and eventually compiled a 0.54 ERA and .140 opponents batting average in 13 relief appearances over two stints with Oakland...his ERA was the lowest in the majors among pitchers with 10 or more innings...using the same minimum, it was third lowest in Oakland history (Mike Norris, 0.00 in 1975; Brad Kilby, 0.53 in 2009)...however, allowed 4-of-5 (80.0%) inherited runners to score...first batters faced were 3-for-12 (.250) with a walk (.308 on-percentage), double and home run (.583 slugging percentage)...his opponents batting average included a mark of .080 against left-handed hitters compared to .188 against right-handers...opponents were 2-for-14 (.143) with runners in scoring position...allowed his only run when pitching on no days rest...did not allow a run in 11 games and 14.1 innings on one day of rest or more...did not allow a run in six games and 7.1 innings at home...did not allow a hit to the opponent's number four (0-for-7), five (0-for-4), eight (0-for-8) or nine (0-for-5) hitters in the order...did not allow a run in 12 of his 13 appearances...tossed at least one inning 11 times...was selected from Nashville July 14 and tossed 0.2 scoreless innings July 20 against San Francisco for his first outing in the majors since Sept. 15, 2016 at Kansas City...allowed his only run July 24 at Texas...finished the season with a 14.2-inning scoreless streak...had a 1.59 ERA and .190 opponents batting average in five outings when he was optioned back to Nashville Aug. 7...returned to Oakland Aug. 30 and did not allow a run in eight games over his final stint (11.0 ip, 4 h, 1 bb, 7 so, .111 opponents batting average)...was on the A's roster for the Wild Card game but did not pitch...started the season at Midland and was 0-1 with three saves and a 3.38 ERA in 11 relief appearances with the RockHounds when he was promoted to Nashville May 10...was 1-1 with three saves and a 2.80 ERA in 22 games, including one start, with the Sounds...combined for a 1-2 record, six saves and a 2.96 ERA in 33 games overall in the minors...struck out 75 batters in 48.2 innings, an average of 13.87 per nine innings...walked 20 for a strikeout-to-walk ratio of 3.75...tied for seventh in the A's farm system in saves...allowed a .222 opponents batting average, including .197 against left-handed hitters compared to .239 against right-handers...yielded

a .196 average with runners in scoring position...converted each of his six save opportunities but allowed 6-of-8 (75.0%) inherited runners to score...posted a 0.66 ERA in nine games at home with Nashville...tossed at least one inning in 31 of his 33 appearances, including two or more 12 times...earned all three of his saves at Midland over his first four appearances...was promoted to Nashville May 10 and tossed a scoreless inning in his first outing May 11 against Colorado Springs...had a season-high 12.2-inning scoreless streak from May 18 to June 8...tossed a season-high 3.0 innings in back-to-back outings on June 3 at Round Rock and June 8 against Tacoma...made his lone start of the season in the latter contest and struck out a season-high seven...had a 2.50 ERA over his first nine games through June 13...recorded all three of his saves over a four-game stretch from June 27 to July 12...had a 3.49 ERA in 17 games with the Sounds when he was promoted to Oakland July 14...was optioned back to Nashville Aug. 6 but did not pitch before going on the disabled list Aug. 8 with a ruptured ear drum...was reinstated from the DL Aug. 16 and did not allow a run in five games (7.0 ip) before returning to Oakland Aug. 30.

**2017**—Spent the entire season on the Nashville disabled list after undergoing right ulnar collateral ligament surgery.

**2016**—Spent most of the season at Triple-A Nashville where he went 1-4 with five saves and a 4.11 ERA in 39 relief appearances...also compiled a 9.95 ERA in eight relief appearances over four stints with Oakland in his Major League debut...allowed a .327 opponents batting average and used nine walks in 12.2 innings...first batters faced were 3-for-8 (.375) and he allowed 5-of-6 (83.3%) inherited runners to score...was recalled for the first time May 8 and made his Major League debut that day at Baltimore, allowing four runs on four hits in 1.1 innings (1 bb, 2 so)...struck out Matt Wieters with one out in the seventh for his first strikeout...had a 19.29 ERA in two games when he was optioned back to Nashville following the game on May 9...did not pitch during his second stint that lasted one day (June 3) and had just one outing during his third stint from July 26 to Aug. 1...returned for good Aug. 24 and posted an 11.05 ERA over his final five appearances...struck out 65 batters in 46.0 innings with Nashville, an average of 12.52 per nine innings...allowed a .259 opponents batting average, including .257 against right-handed hitters and .264 against left-handers...stranded all eight of his inherited runners...posted a 0.90 ERA in nine games in April and had a 3.27 ERA at the time of his first promotion to Oakland on May 8...logged a 1.93 ERA and .171 opponents batting average in six appearances in August...finished the Triple-A portion of his campaign with a five-game, 8.1-inning scoreless streak...struck out a season-high five batters in a season-high 3.0 innings Aug. 19 against Tacoma.

**2015**—Began the season at Double-A Birmingham and was 6-2 with five saves and a 2.72 ERA in 27 games when he was promoted to Triple-A Charlotte July 25...had no decisions and a 4.50 ERA in 12 games with the Knights and combined for a 3.20 ERA and .221 opponents batting average in 39 appearances overall...struck out 69 batters in 59.0 innings (10.53 per nine innings) and walked just 16 for a strikeout-to-walk ratio of 4.31...yielded a .175 average with runners in scoring position...allowed 2-of-14 (14.3%) inherited runners to score...converted 5-of-7 (71.4%) save opportunities, all with the Barons...surrendered just one run in 10 day games (16.0 ip, 0.56 ERA)...tossed at least one inning in 37 of his 39 appearances, including two or more 15 times...allowed an inherited runner to score in his second game of the season and then stranded each of his 11 inherited runners over his next 36 games...tossed a season-high 3.0 scoreless innings and retired all nine batters he faced May 21 at Biloxi...compiled a 0.90 ERA in eight games in June...did not allow a run in nine of his last 10 games with the Barons (1.88 ERA)...was transferred to Charlotte July 25...did not allow a run in four his last five appearances (1.23 ERA)...played in the Arizona Fall League following the season and was 0-1 with a 30.47 ERA in four relief appearances for Glendale.

**2014**—Spent the entire season in the starting rotation at Single-A Winston-Salem and went 7-10 with a 5.25 ERA and .304 opponents batting average in 27 starts...ranked third in the Carolina League in strikeouts (129) and games started and fourth in innings pitched (145.2)...led the league with 105 runs, which tied for fifth most in all of minor league baseball...issued just 33 walks and his average of 2.04 walks per nine innings was third lowest among CL starting pitchers...walked two batters or fewer in 25 of his 27 starts...had a three-game winning streak over a four-start stretch from April 9 to 27 (3.86 ERA)...struck out 10 batters in 6.0 innings May 9 at

Frederick...tossed a seven-inning complete game June 10 against Wilmington, a three-hitter in an 8-2 Dash win (1 bb, 3 so)...was on the disabled list from July 9 to 18 with a strained muscle in his back...struck out a season-high 13 batters and tossed 7.0 scoreless innings to defeat Frederick July 30...was named Carolina League Pitcher of the Week on Aug. 4 for his efforts.

**2013**—Began the season at Single-A Greenville in the Boston Red Sox organization and was 2-0 with 10 saves and a 2.77 ERA in 27 appearances when he was dealt to the Chicago White Sox organization July 30 as part of the Jake Peavy trade...went 0-1 with two saves and a 9.64 ERA in three games with Single-A Kannapolis and 0-1 with a 4.82 ERA in six games with Single-A Winston-Salem...combined for a 2-2 record, 12 saves, a 3.42 ERA and .257 opponents batting average in 36 appearances overall, all in relief...converted 12-of-13 (92.3%) save opportunities...had a 1.80 ERA in six games in June and a 1.80 ERA in seven games in July...was assigned to Kannapolis following the July 30 trade and was promoted to Winston-Salem Aug. 11.

**2012**—Made his professional debut with the Red Sox affiliate in the Gulf Coast League and went 2-0 with two saves and a 1.27 ERA in 13 relief appearances...had a strikeout-to-walk ratio of 9.33 and did not surrender a home run in 21.1 innings...allowed a .147 opponents batting average, including .080 against left-handed hitters...tossed 2.0 scoreless innings July 13 against the Orioles for his first win...added 2.0 scoreless frames in his next outing July 16 against the Rays for his first save...made one postseason appearance and did not allow a run in 1.2 innings (2 h, 1 bb, 1 so).

## PERSONAL/MISCELLANEOUS

Jeffrey Benjamin Wendelken...attended Middle Georgia State College...was named the 2012 GCAA Player of the Year.

### LIFETIME PITCHING RECORD

| Year                       | Club          | W                         | L         | ERA         | G          | GS        | CG       | SHO      | SV        | IP           | H          | R          | ER         | HR        | HB        | BB         | IBB      | SO         | WP        | BK       |
|----------------------------|---------------|---------------------------|-----------|-------------|------------|-----------|----------|----------|-----------|--------------|------------|------------|------------|-----------|-----------|------------|----------|------------|-----------|----------|
| 2012                       | GCL Red Sox   | 2                         | 0         | 1.27        | 13         | 0         | 0        | 0        | 2         | 21.1         | 11         | 3          | 3          | 0         | 0         | 3          | 0        | 28         | 0         | 1        |
| 2013                       | Greenville    | 2                         | 0         | 2.77        | 27         | 0         | 0        | 0        | 10        | 65.0         | 59         | 20         | 20         | 4         | 3         | 20         | 0        | 54         | 6         | 2        |
|                            | Kannapolis    | 0                         | 1         | 9.64        | 3          | 0         | 0        | 0        | 2         | 4.2          | 8          | 5          | 5          | 0         | 0         | 1          | 0        | 8          | 1         | 0        |
|                            | Winston-Salem | 0                         | 1         | 4.82        | 6          | 0         | 0        | 0        | 0         | 9.1          | 12         | 6          | 5          | 1         | 0         | 7          | 0        | 16         | 3         | 0        |
| 2014                       | Winston-Salem | 7                         | 10        | 5.25        | 27         | 27        | 1        | 0        | 0         | 145.2        | 181        | 105        | 85         | 15        | 5         | 33         | 0        | 129        | 4         | 0        |
| 2015                       | Birmingham    | 6                         | 2         | 2.72        | 27         | 0         | 0        | 0        | 5         | 43.0         | 36         | 14         | 13         | 4         | 0         | 11         | 0        | 56         | 0         | 0        |
|                            | Charlotte     | 0                         | 0         | 4.50        | 12         | 0         | 0        | 0        | 0         | 16.0         | 14         | 11         | 8          | 2         | 0         | 5          | 0        | 13         | 0         | 0        |
| 2016                       | Nashville     | 1                         | 4         | 4.11        | 39         | 0         | 0        | 0        | 5         | 46.0         | 48         | 25         | 21         | 5         | 4         | 26         | 2        | 65         | 5         | 0        |
|                            | OAKLAND       | 0                         | 0         | 9.95        | 8          | 0         | 0        | 0        | 0         | 12.2         | 18         | 15         | 14         | 3         | 0         | 9          | 0        | 12         | 2         | 0        |
| 2017                       | Nashville     | (Injured — did not pitch) |           |             |            |           |          |          |           |              |            |            |            |           |           |            |          |            |           |          |
| 2018                       | Midland       | 0                         | 1         | 3.38        | 11         | 0         | 0        | 0        | 3         | 13.1         | 11         | 6          | 5          | 3         | 0         | 10         | 1        | 23         | 0         | 0        |
|                            | Nashville     | 1                         | 1         | 2.80        | 22         | 1         | 0        | 0        | 3         | 35.1         | 29         | 11         | 11         | 2         | 0         | 10         | 0        | 52         | 1         | 0        |
|                            | OAKLAND       | 0                         | 0         | 0.54        | 13         | 0         | 0        | 0        | 0         | 16.2         | 8          | 1          | 1          | 1         | 0         | 5          | 0        | 14         | 1         | 0        |
| 2019                       | OAKLAND       | 3                         | 1         | 3.58        | 27         | 0         | 0        | 0        | 0         | 32.2         | 21         | 14         | 13         | 2         | 2         | 9          | 2        | 34         | 2         | 0        |
|                            | Las Vegas     | 6                         | 3         | 5.59        | 30         | 1         | 0        | 0        | 3         | 38.2         | 47         | 26         | 24         | 8         | 2         | 19         | 1        | 43         | 3         | 0        |
| <b>Major League Totals</b> |               | <b>3</b>                  | <b>1</b>  | <b>4.06</b> | <b>48</b>  | <b>0</b>  | <b>0</b> | <b>0</b> | <b>0</b>  | <b>62.0</b>  | <b>47</b>  | <b>30</b>  | <b>28</b>  | <b>6</b>  | <b>2</b>  | <b>23</b>  | <b>2</b> | <b>60</b>  | <b>5</b>  | <b>0</b> |
| <b>Minor League Totals</b> |               | <b>25</b>                 | <b>23</b> | <b>4.11</b> | <b>217</b> | <b>29</b> | <b>1</b> | <b>0</b> | <b>33</b> | <b>438.1</b> | <b>456</b> | <b>232</b> | <b>200</b> | <b>44</b> | <b>14</b> | <b>145</b> | <b>4</b> | <b>487</b> | <b>23</b> | <b>3</b> |

### CAREER TRANSACTIONS

**2012** — Selected by the Boston Red Sox organization in the 13th round of the First-Year Player Draft. **2013** — Traded to the Chicago White Sox with outfielder Avisail García, minor league pitcher Frankie Montas and minor league infielder Cleuluis Rondon for pitcher Jake Peavy, July 30. **2015** — Traded to the Oakland Athletics with minor league pitcher Zack Erwin for infielder Brett Lawrie, December 9.

### WILD CARD RECORD

| Year | Club/Opp.   | W                           | L | ERA | G | GS | CG | SHO | SV | IP | H | R | ER | HR | HB | BB | IBB | SO | WP | BK |
|------|-------------|-----------------------------|---|-----|---|----|----|-----|----|----|---|---|----|----|----|----|-----|----|----|----|
| 2018 | OAK vs. NYY | (On roster — did not pitch) |   |     |   |    |    |     |    |    |   |   |    |    |    |    |     |    |    |    |
| 2019 | OAK vs. TB  | (On roster — did not pitch) |   |     |   |    |    |     |    |    |   |   |    |    |    |    |     |    |    |    |

## WENDELKEN'S CAREER BESTS

**Low Hit Complete Game:** None

**Innings Pitched:** 3.1, April 7, 2019 at Houston

**Strikeouts:** 4 (twice), last: July 6, 2019 at Seattle

**Pitches:** 53, September 2, 2016 vs. Boston

**Longest Winning Streak:** 3, June 25, 2019 to present

**Longest Losing Streak:** 1, May 4, 2019

**Longest Scoreless Streak:** 17.2, July 24, 2018 to March 30, 2019

### HOW THE A'S WERE BUILT

|               |  |
|---------------|--|
| June 4, 2012  | Matt Olson selected as a compensation pick following the 1st round of the First-Year Player Draft  |
| July 3, 2012  | Luis Barrera signed as a non-drafted free agent  |
| June 6, 2013  | Chad Pinder selected in the Competitive Balance Round B of the First-Year Player Draft   |
| June 8, 2013  | Lou Trivino selected in the 11th round of the First-Year Player Draft  |
| June 5, 2014  | Matt Chapman selected in the 1st round of the First-Year Player Draft  |
| June 5, 2014  | Daniel Gossett selected in the 2nd round of the First-Year Player Draft  |
| Nov. 28, 2014 | Franklin Barreto acquired from Toronto with Kendall Graveman, Brett Lawrie and Sean Nolin for Josh Donaldson                               |
| Dec. 9, 2014  | Chris Bassitt and Marcus Semien acquired with Josh Phegley and Rangel Ravelo from Chicago (AL) for Jeff Samardzija and Michael Ynoa        |
| Dec. 11, 2014 | Mark Canha acquired from Colorado for Austin House and cash considerations   |
| June 9, 2015  | Skye Bolt selected in the 4th round of the First-Year Player Draft   |
| June 10, 2015 | Seth Brown selected in the 19th round of the First-Year Player Draft   |
| July 23, 2015 | Daniel Mengden acquired from Houston with Jacob Nottingham for Scott Kazmir  |
| July 28, 2015 | Sean Manaea acquired from Kansas City with Aaron Brooks for Ben Zobrist and cash considerations  |
| Nov. 20, 2015 | Liam Hendriks acquired from Toronto for Jesse Chavez   |
| Dec. 9, 2015  | J.B. Wendelken acquired from the Chicago White Sox with Zack Erwin for Brett Lawrie  |
| Feb. 12, 2016 | Khris Davis acquired from Milwaukee for Bubba Derby and Jacob Nottingham   |
| June 9, 2016  | A.J. Puk selected in the 1st round of the First-Year Player Draft  |
| June 9, 2016  | Daulton Jefferies selected in Competitive Balance Round A of the First-Year Player Draft   |
| June 10, 2016 | Sean Murphy selected in the 3rd round of the First-Year Player Draft   |
| Aug. 1, 2016  | Grant Holmes and Frankie Montas acquired with Jharel Cotton from Los Angeles (NL) for Rich Hill and Josh Reddick                           |
| Nov. 12, 2016 | Paul Blackburn acquired from Seattle for Danny Valencia  |
| July 16, 2017 | Sheldon Neuse and Jesus Luzardo acquired from Washington with Blake Treinen for Sean Doolittle and Ryan Madson                             |
| July 31, 2017 | Dustin Fowler, James Kaprielian and Jorge Mateo acquired from New York (AL) for Sonny Gray and \$1.5 million international bonus slot cash |
| Nov. 20, 2017 | Ramon Laureano acquired from Houston for Brandon Bailey  |
| Dec. 7, 2017  | Yusmeiro Petit signed as a free agent  |
| Dec. 14, 2017 | Stephen Piscotty acquired from St. Louis for Yairo Muñoz and Max Schrock   |
| Dec. 19, 2017 | Jonah Heim acquired from Tampa Bay for Joey Wendle, December 19, 2017  |
| Aug. 6, 2018  | Mike Fiers acquired from Detroit for two players to be named later (Nolan Blackwood on Aug. 18 and Logan Shore on Sept. 19)                |
| Dec. 21, 2018 | Joakim Soria signed as a free agent  |
| Feb. 15, 2019 | Robbie Grossman signed as a free agent   |
| July 27, 2019 | Jake Diekmann acquired from Kansas City for minor league pitcher Ismael Aquino and minor league outfielder Dairon Blanco                   |
| Nov. 4, 2019  | T.J. McFarland claimed off waivers from Arizona  |
| Dec. 2, 2019  | Austin Allen and a player to be named later (minor leaguer Buddy Reed on Dec. 12) acquired from San Diego for Jurickson Profar             |
| Dec. 12, 2019 | Vímael Machin acquired from the Philadelphia Phillies in exchange for cash considerations  |
| Jan 13, 2020  | Tony Kemp acquired from the Chicago Cubs for minor leaguer Alfonso Rivas   |



# ROSTER

**MANAGER:** 6 Bob Melvin. **COACHES:** 17 Mike Aldrete, 51 Darren Bush, 29 Ryan Christenson, 14 Scott Emerson, 59 Marcus Jensen, 7 Mark Kotsay, 52 Eric Martins, 41 Al Pedrique. **ATHLETIC TRAINERS:** Nick Paparesta, Jeff Collins, Brian Schulman. **STRENGTH & CONDITIONING:** Josh Cuffe, Terence Brannin. **MASSAGE THERAPIST:** Ozlie Lyles. **TRAVELING SECRETARY:** Mickey Morabito. **EQUIPMENT MANAGER:** Steve Vucinich. **VIDEO COORDINATOR:** Adam Rhoden. **BULLPEN CATCHERS:** 88 Phil Pohl, 91 Dustin Hughes

| NO | PITCHERS (19)     | B | T | HT  | WT  | BORN     | BIRTHPLACE          | RESIDENCE           | 2019 CLUBS   | W  | L    | ERA   | G  | GS | CG | SHO | SV | IP    | H   | R  | ER | BB | SO       | ML SERVICE        |                   |
|----|-------------------|---|---|-----|-----|----------|---------------------|---------------------|--------------|----|------|-------|----|----|----|-----|----|-------|-----|----|----|----|----------|-------------------|-------------------|
| 40 | Chris Bassitt     | R | R | 6-5 | 217 | 2-22-89  | Toledo, OH          | Washington, NC      | Stockton     | 0  | 0    | 0.00  | 1  | 1  | 0  | 0   | 0  | 3.0   | 0   | 0  | 0  | 0  | 0        | 7                 | 3 years, 130 days |
|    |                   |   |   |     |     |          |                     |                     | Las Vegas    | 0  | 4.50 | 2     | 0  | 0  | 0  | 0   | 0  | 8.0   | 8   | 4  | 4  | 2  | 9        |                   |                   |
|    |                   |   |   |     |     |          |                     |                     | OAKLAND      | 10 | 5    | 3.81  | 28 | 25 | 0  | 0   | 0  | 144.0 | 125 | 66 | 61 | 47 | 141      |                   |                   |
| 58 | Paul Blackburn    | R | R | 6-1 | 196 | 12-4-93  | Antioch, CA         | Scottsdale, AZ      | Las Vegas    | 11 | 3    | 4.34  | 24 | 22 | 0  | 0   | 0  | 132.2 | 133 | 70 | 64 | 34 | 92       | 1 year, 124 days  |                   |
|    |                   |   |   |     |     |          |                     |                     | OAKLAND      | 0  | 2    | 10.64 | 4  | 1  | 0  | 0   | 0  | 11.0  | 19  | 14 | 13 | 4  | 8        |                   |                   |
| 35 | Jake Diekmann     | L | L | 6-4 | 195 | 1-21-87  | Wymore, NE          | Beatrice, NE        | KANSAS CITY  | 0  | 6    | 4.75  | 48 | 0  | 0  | 0   | 0  | 41.2  | 33  | 22 | 23 | 63 | 7        | 7 years, 50 days  |                   |
|    |                   |   |   |     |     |          |                     |                     | OAKLAND      | 1  | 1    | 4.43  | 28 | 0  | 0  | 0   | 0  | 20.1  | 16  | 11 | 10 | 16 | 21       |                   |                   |
| 50 | Mike Fiers        | R | R | 6-2 | 211 | 6-15-85  | Hollywood, FL       | Deerfield Beach, FL | OAKLAND      | 15 | 4    | 3.90  | 33 | 33 | 1  | 1   | 0  | 184.2 | 166 | 82 | 80 | 53 | 126      | 6 years, 85 days  |                   |
| 32 | Daniel Gossett    | R | R | 6-0 | 185 | 11-13-92 | Spartanburg, SC     | Lyman, SC           | OAKLAND      | 4  | 4    | 1.80  | 75 | 2  | 0  | 0   | 25 | 85.0  | 61  | 18 | 17 | 21 | 124      | 2 years, 59 days  |                   |
| 16 | Liam Hendriks     | R | R | 6-0 | 230 | 2-10-89  | Perth, Australia    | Fort Myers, FL      | OAKLAND      | 6  | 5    | 3.31  | 22 | 16 | 0  | 0   | 0  | 81.2  | 71  | 34 | 30 | 27 | 76       | None              |                   |
| 67 | Grant Holmes      | L | R | 6-0 | 226 | 3-22-96  | Conway, SC          | Conway, SC          | Midland      | 0  | 0    | 1.93  | 1  | 1  | 0  | 0   | 0  | 4.2   | 6   | 1  | 1  | 1  | 5        |                   |                   |
|    |                   |   |   |     |     |          |                     |                     | Stockton     | 1  | 0    | 2.40  | 5  | 3  | 0  | 0   | 0  | 15.0  | 10  | 4  | 2  | 21 | None     |                   |                   |
|    |                   |   |   |     |     |          |                     |                     | Midland      | 1  | 2    | 3.66  | 21 | 12 | 0  | 0   | 0  | 64.0  | 63  | 30 | 26 | 7  | 72       |                   |                   |
| 46 | Daulton Jefferies | L | R | 6-0 | 182 | 8-2-95   | Merced, CA          | Atwater, CA         | Stockton     | 2  | 2    | 4.46  | 11 | 10 | 0  | 0   | 0  | 36.1  | 35  | 19 | 18 | 8  | 43       | None              |                   |
| 56 | James Kaprielian  | R | R | 6-3 | 225 | 3-2-94   | Laguna Hills, CA    | Tustin, CA          | Midland      | 2  | 1    | 1.63  | 7  | 5  | 0  | 0   | 0  | 27.2  | 18  | 5  | 5  | 8  | 26       |                   |                   |
|    |                   |   |   |     |     |          |                     |                     | Las Vegas    | 0  | 0    | 2.25  | 1  | 1  | 0  | 0   | 0  | 4.0   | 6   | 1  | 1  | 0  | 6        |                   |                   |
| 44 | Jesús Luzardo     | L | L | 6-0 | 218 | 9-30-97  | Lima, Peru          | Parkland, FL        | AZL As-Green | 0  | 0    | 0.00  | 1  | 1  | 0  | 0   | 0  | 2.0   | 1   | 0  | 0  | 0  | 5        | 21 days           |                   |
|    |                   |   |   |     |     |          |                     |                     | Stockton     | 1  | 0    | 0.90  | 3  | 1  | 0  | 0   | 0  | 10.0  | 6   | 1  | 1  | 0  | 18       |                   |                   |
|    |                   |   |   |     |     |          |                     |                     | Las Vegas    | 1  | 1    | 3.19  | 7  | 7  | 0  | 0   | 0  | 31.0  | 29  | 12 | 11 | 8  | 34       |                   |                   |
|    |                   |   |   |     |     |          |                     |                     | OAKLAND      | 0  | 0    | 1.50  | 6  | 0  | 0  | 0   | 0  | 12.0  | 5   | 2  | 2  | 3  | 16       |                   |                   |
| 55 | Sean Manaea       | R | L | 6-5 | 245 | 2-1-92   | Valparaiso, IN      | Phoenix, AZ         | Stockton     | 0  | 2    | 9.72  | 3  | 3  | 0  | 0   | 0  | 8.1   | 14  | 11 | 9  | 4  | 10       | 3 years, 157 days |                   |
|    |                   |   |   |     |     |          |                     |                     | Las Vegas    | 3  | 1    | 3.21  | 5  | 5  | 0  | 0   | 0  | 28.0  | 16  | 11 | 10 | 6  | 43       |                   |                   |
|    |                   |   |   |     |     |          |                     |                     | OAKLAND      | 4  | 0    | 1.21  | 5  | 5  | 0  | 0   | 0  | 29.2  | 16  | 4  | 4  | 7  | 30       |                   |                   |
| 38 | T.J. McFarland    | L | L | 6-3 | 200 | 6-8-89   | Palos Hills, IL     | Chicago, IL         | Reno         | 0  | 0    | 4.50  | 3  | 0  | 0  | 0   | 0  | 4.0   | 3   | 2  | 2  | 1  | 7        | 5 years, 164 days |                   |
|    |                   |   |   |     |     |          |                     |                     | ARIZONA      | 0  | 0    | 4.82  | 51 | 0  | 0  | 0   | 0  | 56.0  | 71  | 35 | 30 | 20 | 35       |                   |                   |
| 33 | Daniel Mengden    | R | R | 6-1 | 215 | 2-19-93  | Houston, TX         | Houston, TX         | Las Vegas    | 4  | 3    | 4.22  | 13 | 10 | 0  | 0   | 0  | 64.0  | 56  | 37 | 30 | 20 | 61       | 2 years, 88 days  |                   |
|    |                   |   |   |     |     |          |                     |                     | OAKLAND      | 5  | 2    | 4.83  | 13 | 9  | 0  | 0   | 1  | 59.2  | 59  | 32 | 32 | 27 | 42       |                   |                   |
| 47 | Frankie Montas    | R | R | 6-2 | 255 | 3-21-93  | Saugus, D.R.        | Litchfield, AZ      | OAKLAND      | 9  | 2    | 2.63  | 16 | 16 | 0  | 0   | 0  | 96.0  | 84  | 35 | 28 | 23 | 103      | 2 years, 15 days  |                   |
| 36 | Yusmeiro Petit    | R | R | 6-1 | 252 | 11-22-84 | Maracabo, Venezuela | Weston, FL          | OAKLAND      | 5  | 3    | 2.71  | 80 | 0  | 0  | 0   | 0  | 83.0  | 57  | 25 | 25 | 10 | 71       | 9 years, 16 days  |                   |
| 31 | A.J. Puk          | L | L | 6-7 | 248 | 4-25-95  | Minneapolis, MN     | Cedar Rapids, IA    | Stockton     | 0  | 0    | 6.00  | 3  | 3  | 0  | 0   | 0  | 6.0   | 5   | 4  | 4  | 9  | 41 days  |                   |                   |
|    |                   |   |   |     |     |          |                     |                     | Midland      | 0  | 0    | 4.32  | 6  | 1  | 0  | 0   | 0  | 8.1   | 9   | 4  | 4  | 3  | 13       |                   |                   |
|    |                   |   |   |     |     |          |                     |                     | Las Vegas    | 4  | 1    | 4.91  | 9  | 0  | 0  | 0   | 0  | 11.0  | 7   | 7  | 6  | 3  | 16       |                   |                   |
|    |                   |   |   |     |     |          |                     |                     | OAKLAND      | 2  | 0    | 3.18  | 10 | 0  | 0  | 0   | 0  | 11.1  | 10  | 4  | 4  | 5  | 13       |                   |                   |
| 48 | Joakim Soria      | R | R | 6-3 | 208 | 5-18-84  | Monclava, Mexico    | Scottsdale, AZ      | OAKLAND      | 2  | 4    | 4.30  | 71 | 1  | 0  | 0   | 0  | 69.0  | 51  | 33 | 20 | 79 | 13 years |                   |                   |


(Injured — did not pitch)



| NO | PITCHERS         | B | T | HT   | WT  | BORN     | BIRTHPLACE              | RESIDENCE               | 2019 CLUBS   | W    | L   | ERA  | G   | GS  | SHO | SV | IP   | H   | R  | ER  | BB | SO | ML SERVICE        |
|----|------------------|---|---|------|-----|----------|-------------------------|-------------------------|--------------|------|-----|------|-----|-----|-----|----|------|-----|----|-----|----|----|-------------------|
| 62 | Lou Trivino      | R | R | 6-5  | 235 | 10-1-91  | Sellersville, PA        | Green Lane, PA          | OAKLAND      | 4    | 6   | 5.25 | 61  | 0   | 0   | 0  | 60.0 | 61  | 40 | 35  | 31 | 57 | 1 year, 163 days  |
| 57 | J.B. Wendelen    | R | R | 6-1  | 242 | 3-24-93  | Savannah, GA            | Guyton, GA              | OAKLAND      | 3    | 1   | 3.58 | 27  | 0   | 0   | 0  | 38.2 | 21  | 14 | 13  | 9  | 34 | 1 year, 28 days   |
|    |                  |   |   |      |     |          |                         |                         | Las Vegas    | 6    | 3   | 5.59 | 30  | 1   | 0   | 3  | 38.2 | 47  | 26 | 24  | 19 | 43 |                   |
| NO | CATCHERS (3)     | B | T | HT   | WT  | BORN     | BIRTHPLACE              | RESIDENCE               | 2019 CLUBS   | AVG. | G   | AB   | R   | H   | 2B  | 3B | HR   | RBI | BB | SO  | SB | CS | ML SERVICE        |
| 30 | Austin Allen     | L | R | 6-2  | 219 | 1-16-94  | St. Louis, MO           | Oriando, FL             | El Paso      | .330 | 67  | 570  | 52  | 89  | 27  | 0  | 21   | 67  | 22 | 56  | 0  | 0  | 77 days           |
|    |                  |   |   |      |     |          |                         |                         | SAN DIEGO    | .215 | 34  | 65   | 4   | 14  | 4   | 0  | 0    | 3   | 6  | 21  | 0  | 0  |                   |
|    |                  |   |   |      |     |          |                         |                         | Midland      | .282 | 50  | 181  | 20  | 51  | 12  | 0  | 5    | 34  | 24 | 27  | 0  | 1  | None              |
| 37 | Jonah Heim       | S | R | 6-4  | 220 | 6-27-95  | Buffalo, NY             | Amherst, NY             | Las Vegas    | .358 | 35  | 106  | 22  | 38  | 9   | 0  | 4    | 19  | 11 | 18  | 0  | 0  | 0                 |
|    |                  |   |   |      |     |          |                         |                         | AZL As Gold  | .214 | 9   | 28   | 8   | 6   | 2   | 0  | 1    | 1   | 4  | 4   | 0  | 0  | 29 days           |
| 12 | Sean Murphy      | R | R | 6-3  | 228 | 10-4-94  | Peekskill, NY           | Dayton, OH              | Las Vegas    | .308 | 31  | 120  | 25  | 37  | 6   | 1  | 10   | 30  | 15 | 31  | 0  | 1  | 0                 |
|    |                  |   |   |      |     |          |                         |                         | AZL As Green | .500 | 1   | 2    | 1   | 1   | 0   | 0  | 0    | 0   | 3  | 1   | 0  | 0  | 0                 |
|    |                  |   |   |      |     |          |                         |                         | OAKLAND      | .245 | 20  | 53   | 14  | 13  | 5   | 0  | 4    | 8   | 6  | 16  | 0  | 0  | 0                 |
| NO | INFELDERS (9)    | B | T | HT   | WT  | BORN     | BIRTHPLACE              | RESIDENCE               | 2019 CLUBS   | AVG. | G   | AB   | R   | H   | 2B  | 3B | HR   | RBI | BB | SO  | SB | CS | ML SERVICE        |
| 1  | Franklin Barreto | R | R | 5-10 | 208 | 2-27-96  | Caracas, Venezuela      | Caracas, Venezuela      | OAKLAND      | .123 | 23  | 57   | 6   | 7   | 2   | 0  | 2    | 5   | 1  | 23  | 1  | 0  | 1 year, 31 days   |
|    |                  |   |   |      |     |          |                         |                         | Las Vegas    | .295 | 98  | 373  | 88  | 110 | 29  | 5  | 19   | 65  | 42 | 113 | 15 | 1  | 0                 |
| 26 | Matt Chapman     | R | R | 6-0  | 215 | 4-28-93  | Victorville, CA         | Trabuco Canyon, CA      | OAKLAND      | .249 | 156 | 583  | 102 | 145 | 36  | 3  | 36   | 91  | 73 | 147 | 1  | 1  | 2 years, 109 days |
| 5  | Tony Kemp        | L | R | 5-6  | 160 | 10-31-91 | Franklin, TN            | Franklin, TN            | HOUSTON      | .227 | 66  | 163  | 23  | 37  | 6   | 2  | 7    | 17  | 16 | 29  | 4  | 3  | 2 years, 98 days  |
|    |                  |   |   |      |     |          |                         |                         | CHICAGO (NL) | .183 | 44  | 82   | 8   | 15  | 3   | 2  | 1    | 12  | 7  | 18  | 0  | 1  | 0                 |
| 39 | Virmael Machin   | L | R | 5-11 | 185 | 9-25-93  | Humacao, PR             | San Lorenzo, PR         | Tennessee    | .294 | 117 | 422  | 47  | 124 | 26  | 1  | 6    | 61  | 63 | 57  | 8  | 2  | None              |
|    |                  |   |   |      |     |          |                         |                         | Iowa         | .320 | 12  | 25   | 7   | 8   | 1   | 1  | 1    | 4   | 6  | 5   | 0  | 0  | 0                 |
| 13 | Jorge Mateo      | R | R | 6-0  | 182 | 6-23-95  | Santo Domingo Oeste, DR | Santo Domingo Oeste, DR | Las Vegas    | .289 | 119 | 532  | 95  | 154 | 29  | 14 | 19   | 78  | 29 | 145 | 24 | 11 | None              |
| 21 | Sheldon Neuse    | R | R | 6-0  | 232 | 12-10-94 | Fort Worth, TX          | Fort Worth, TX          | Las Vegas    | .317 | 126 | 498  | 99  | 158 | 31  | 2  | 27   | 102 | 56 | 132 | 3  | 3  | 32 days           |
|    |                  |   |   |      |     |          |                         |                         | OAKLAND      | .250 | 25  | 56   | 3   | 14  | 3   | 0  | 0    | 7   | 4  | 19  | 0  | 0  | 0                 |
| 28 | Matt Olson       | L | R | 6-5  | 225 | 3-29-94  | Atlanta, GA             | Atlanta, GA             | OAKLAND      | .267 | 127 | 483  | 73  | 129 | 26  | 0  | 36   | 91  | 51 | 138 | 0  | 0  | 2 years, 103 days |
|    |                  |   |   |      |     |          |                         |                         | Las Vegas    | .182 | 5   | 22   | 3   | 4   | 0   | 0  | 1    | 2   | 1  | 3   | 0  | 0  | 0                 |
| 18 | Chad Pinder      | R | R | 6-2  | 210 | 3-29-92  | Richmond, VA            | Mt. Pleasant, SC        | OAKLAND      | .240 | 124 | 341  | 45  | 82  | 21  | 0  | 13   | 47  | 20 | 88  | 0  | 1  | 3 years, 47 days  |
| 10 | Marcus Semien    | R | R | 6-0  | 195 | 9-17-90  | San Francisco, CA       | Alameda, CA             | OAKLAND      | .285 | 162 | 657  | 123 | 183 | 43  | 7  | 33   | 92  | 87 | 102 | 10 | 8  | 5 years, 118 days |
| NO | OUTFIELDERS (9)  | B | T | HT   | WT  | BORN     | BIRTHPLACE              | RESIDENCE               | 2019 CLUBS   | AVG. | G   | AB   | R   | H   | 2B  | 3B | HR   | RBI | BB | SO  | SB | CS | ML SERVICE        |
| 79 | Luis Barrera     | L | L | 6-0  | 195 | 11-15-95 | Tomboril, DR            | Tomboril, DR            | Midland      | .321 | 84  | 225  | 35  | 72  | 9   | 11 | 4    | 24  | 12 | 48  | 9  | 7  | 21 days           |
| 49 | Skye Bolt        | S | L | 6-2  | 180 | 1-15-94  | Atlanta, GA             | Ormond Beach, FL        | Las Vegas    | .269 | 59  | 204  | 57  | 82  | 19  | 3  | 11   | 61  | 37 | 94  | 7  | 5  | 18 days           |
|    |                  |   |   |      |     |          |                         |                         | OAKLAND      | .100 | 5   | 10   | 1   | 1   | 0   | 0  | 0    | 1   | 3  | 0   | 0  | 0  | 0                 |
| 15 | Seth Brown       | L | L | 6-1  | 223 | 7-13-92  | Klamath Falls, OR       | Medford, OR             | Las Vegas    | .297 | 112 | 451  | 101 | 134 | 29  | 6  | 37   | 104 | 38 | 127 | 8  | 1  | 35 days           |
|    |                  |   |   |      |     |          |                         |                         | OAKLAND      | .293 | 26  | 75   | 11  | 22  | 8   | 2  | 0    | 13  | 7  | 23  | 1  | 0  | 0                 |
|    |                  |   |   |      |     |          |                         |                         | OAKLAND      | .273 | 126 | 410  | 80  | 112 | 16  | 3  | 26   | 58  | 67 | 107 | 3  | 2  | 4 years, 92 days  |
| 20 | Mark Canha       | R | R | 6-2  | 209 | 2-15-89  | San Jose, CA            | Scottsdale, AZ          | Las Vegas    | .125 | 2   | 8    | 0   | 1   | 1   | 0  | 0    | 1   | 0  | 3   | 0  | 0  | 0                 |
|    |                  |   |   |      |     |          |                         |                         | Las Vegas    | .220 | 133 | 481  | 61  | 106 | 11  | 0  | 23   | 73  | 47 | 146 | 0  | 0  | 6 years, 104 days |
| 2  | Khrist Davis     | R | R | 5-11 | 205 | 12-21-87 | Lakewood, CA            | Paradise Valley, AZ     | OAKLAND      | .277 | 130 | 556  | 98  | 154 | 22  | 7  | 25   | 89  | 42 | 145 | 12 | 4  | 1 year, 39 days   |
| 11 | Dustin Fowler    | L | L | 6-0  | 198 | 12-29-94 | Caldwell, GA            | Dublin, GA              | Las Vegas    | .240 | 138 | 420  | 57  | 101 | 21  | 3  | 6    | 38  | 59 | 86  | 9  | 4  | 5 years, 60 days  |
| 8  | Robbie Grossman  | S | L | 6-0  | 216 | 9-16-89  | San Diego, CA           | Spring, TX              | OAKLAND      | .288 | 123 | 434  | 79  | 125 | 29  | 0  | 24   | 687 | 27 | 123 | 13 | 2  | 1 year, 59 days   |
| 22 | Ramon Laureano   | R | R | 5-11 | 203 | 7-15-94  | Santo Domingo, DR       | Santo Domingo, DR       | OAKLAND      | .289 | 93  | 357  | 46  | 89  | 17  | 1  | 13   | 44  | 29 | 84  | 2  | 0  | 4 years, 76 days  |
| 25 | Stephen Piscotty | R | R | 6-4  | 211 | 1-14-91  | Pleasanton, CA          | Danville, CA            | OAKLAND      | .304 | 5   | 23   | 4   | 7   | 0   | 0  | 1    | 3   | 2  | 4   | 0  | 0  | 0                 |

OAKLAND A'S NON-ROSTER INVITEES TO SPRING TRAINING

| NO | PITCHERS (12)     | B | T | HT   | WT  | BORN     | BIRTHPLACE          | RESIDENCE           | 2019 CLUBS                                 | W    | L   | ERA  | G  | CG  | SHO | SV | IP | H     | R   | ER  | BB | SO   | ML SERVICE        |                  |      |
|----|-------------------|---|---|------|-----|----------|---------------------|---------------------|--|------|-----|------|----|-----|-----|----|----|-------|-----|-----|----|------|-------------------|------------------|------|
| 53 | Tanner Anderson   | R | R | 6-2  | 203 | 5-27-93  | Boynton Beach, FL   | Tampa, FL           | Las Vegas                                  | 9    | 5   | 6.00 | 21 | 16  | 1   | 1  | 0  | 96.0  | 121 | 68  | 64 | 41   | 59                | 68 days          |      |
| 64 | Ben Bracewell     | R | R | 6-0  | 200 | 9-19-90  | Birmingham, AL      | Chelsea, AL         | OAKLAND<br>Midland                         | 0    | 3   | 6.04 | 5  | 0   | 0   | 0  | 0  | 22.1  | 30  | 16  | 15 | 7    | 18                | None             |      |
| 75 | Wandisson Charles | R | R | 6-4  | 263 | 9-7-96   | Bani, DR            | Peravia, DR         | Las Vegas<br>Beloit                        | 1    | 3   | 3.13 | 41 | 1   | 0   | 0  | 2  | 72.0  | 69  | 40  | 25 | 38   | 70                | None             |      |
| 74 | Parker Dunshee    | R | R | 6-0  | 215 | 2-12-95  | Zionsville, IN      | Zionsville, IN      | Stockton<br>Midland                        | 2    | 0   | 3.16 | 18 | 0   | 0   | 0  | 2  | 25.2  | 14  | 15  | 9  | 18   | 39                | None             |      |
| 92 | Ian Gardeck       | R | R | 6-2  | 230 | 11-21-90 | Park Ridge, IL      | Tempe, AZ           | Las Vegas<br>Montgomery<br>GCL Rays        | 4    | 5   | 5.38 | 20 | 19  | 0   | 0  | 1  | 92.0  | 86  | 62  | 55 | 37   | 90                | None             |      |
| 76 | Brian Howard      | R | R | 6-9  | 213 | 4-25-95  | St. Louis, MO       | St. Louis, MO       | Charlotte                                  | 1    | 0   | 0.00 | 3  | 0   | 0   | 0  | 0  | 3.1   | 0   | 0   | 0  | 0    | 1                 | 5                | None |
| 77 | Zach Lee          | R | R | 6-3  | 195 | 9-13-91  | Plano, TX           | McKinney, TX        | Midland                                    | 8    | 8   | 3.25 | 23 | 23  | 0   | 0  | 0  | 130.0 | 137 | 54  | 47 | 39   | 118               | None             |      |
| 60 | Lucas Luetge      | L | L | 6-4  | 205 | 3-24-87  | Brenham, TX         | Belville, TX        | Las Vegas<br>Syracuse<br>Binghamton        | 4    | 3   | 6.99 | 16 | 13  | 0   | 0  | 0  | 74.2  | 110 | 63  | 27 | 63   | 26 days           |                  |      |
| 65 | Miguel Romero     | R | R | 6-0  | 202 | 4-23-94  | Manuel Tames, Cuba  | Miami, FL           | Jackson                                    | 5    | 1   | 2.09 | 8  | 8   | 0   | 0  | 0  | 47.1  | 37  | 13  | 11 | 6    | 37                | 2 years, 15 days |      |
| 54 | Brian Schlitter   | R | R | 6-3  | 238 | 12-21-85 | Oak Park, IL        | Park Ridge, IL      | Reno                                       | 5    | 2   | 3.14 | 33 | 0   | 0   | 0  | 1  | 43.0  | 63  | 34  | 32 | 36   | 81                | None             |      |
| 68 | Jaime Schultz     | R | R | 5-10 | 205 | 6-20-91  | Albany, NY          | Livingston, TX      | Las Vegas<br>Las Vegas                     | 4    | 1   | 3.96 | 45 | 1   | 0   | 0  | 3  | 72.2  | 65  | 34  | 32 | 36   | 81                | None             |      |
| 70 | Jordan Weems      | L | R | 6-3  | 175 | 11-7-92  | Columbus, GA        | Columbus, GA        | OAKLAND<br>LOS ANGELES (NL)<br>Portland    | 0    | 0   | 4.64 | 35 | 1   | 0   | 0  | 11 | 42.2  | 51  | 25  | 22 | 11   | 31                | 2 years, 92 days |      |
| NO | CATCHERS (2)      | B | T | HT   | WT  | BORN     | BIRTHPLACE          | RESIDENCE           | 2019 CLUBS                                 | AVG. | G   | AB   | R  | H   | 2B  | 3B | HR | RBI   | BB  | SO  | SB | CS   | ML SERVICE        |                  |      |
| 73 | Ronnie Freeman    | R | R | 6-1  | 190 | 1-8-91   | Atlanta, GA         | Lawrenceville, GA   | Pawtucket                                  | 0    | 1   | 6.17 | 8  | 1   | 0   | 0  | 0  | 11.2  | 14  | 9   | 8  | 6    | 14                | None             |      |
| 63 | Carlos Pérez      | R | R | 6-0  | 210 | 10-27-90 | Valencia, Venezuela | Valencia, Venezuela | Sacramento<br>San Jose<br>Norfolk<br>Bowie | .295 | 45  | 122  | 18 | 36  | 3   | 1  | 5  | 19    | 14  | 29  | 0  | 0    | 0                 | None             |      |
| NO | INFELDERS (5)     | B | T | HT   | WT  | BORN     | BIRTHPLACE          | RESIDENCE           | 2019 CLUBS                                 | AVG. | G   | AB   | R  | H   | 2B  | 3B | HR | RBI   | BB  | SO  | SB | CS   | ML SERVICE        |                  |      |
| 61 | Nick Allen        | R | R | 5-8  | 166 | 10-8-98  | San Diego, CA       | San Diego, CA       | Stockton                                   | .292 | 72  | 288  | 45 | 84  | 22  | 5  | 3  | 25    | 28  | 52  | 13 | 5    | None              |                  |      |
| 19 | Eric Campbell     | R | R | 6-3  | 215 | 4-9-87   | Norwich, CT         | Colchester, CT      | Las Vegas                                  | .276 | 94  | 333  | 64 | 92  | 24  | 0  | 16 | 65    | 54  | 68  | 6  | 3    | 2 years, 24 days  |                  |      |
| 66 | Logan Davidson    | S | R | 6-3  | 185 | 12-26-97 | Charlotte, NC       | Charlotte, NC       | Vermont                                    | .239 | 54  | 205  | 42 | 49  | 7   | 0  | 4  | 12    | 31  | 55  | 0  | None |                   |                  |      |
| 23 | Ryan Goins        | L | R | 5-10 | 180 | 2-13-88  | Temple, TX          | Leander, TX         | Charlotte                                  | .322 | 83  | 273  | 47 | 88  | 23  | 2  | 10 | 48    | 39  | 77  | 3  | 3    | 4 years, 105 days |                  |      |
| 45 | Nate Orf          | R | R | 5-8  | 181 | 2-1-90   | St. Charles, MO     | St. Charles, MO     | CHICAGO (AL)<br>San Antonio                | .250 | 52  | 144  | 13 | 36  | 6   | 1  | 2  | 10    | 17  | 44  | 0  | 1    | 20 days           |                  |      |
| NO | OUTFIELDERS (3)   | B | T | HT   | WT  | BORN     | BIRTHPLACE          | RESIDENCE           | 2019 CLUBS                                 | AVG. | G   | AB   | R  | H   | 2B  | 3B | HR | RBI   | BB  | SO  | SB | CS   | ML SERVICE        |                  |      |
| 78 | Greg Deichmann    | L | R | 6-2  | 205 | 5-31-95  | Metairie, LA        | Metairie, LA        | Midland                                    | .219 | 80  | 301  | 42 | 66  | 10  | 2  | 11 | 36    | 34  | 103 | 19 | 5    | None              |                  |      |
| 72 | Buddy Reed        | S | R | 6-4  | 218 | 4-27-95  | Bronx, NY           | Tampa, FL           | Amarillo                                   | .228 | 121 | 381  | 49 | 87  | 15  | 2  | 14 | 50    | 42  | 126 | 23 | 8    | None              |                  |      |
| 71 | Dillon Thomas     | L | L | 6-1  | 215 | 12-10-92 | Houston, TX         | Houston, TX         | Biloxi                                     | .265 | 131 | 449  | 62 | 119 | 25  | 6  | 13 | 71    | 41  | 132 | 22 | 11   | None              |                  |      |



*Liam Hendriks saved a Major League leading 25 games after taking over as closer June 21, 2019.*

**2019 REVIEW**

## SEASON IN REVIEW

**2019 RECAP:** The A's finished the season with a 97-65 (.599) record for the second consecutive year...had the fourth best record in the American League, tied for fifth best in the majors and tied for ninth best in Oakland history...it was the third time in Oakland history (1988-90 and 2001-02) and fifth time in Athletics history (1910-11 and 1928-31) the A's won at least 97 games in at least two straight seasons...have 194 wins over the last two seasons, which is fourth most in the majors...it is tied for fifth most in Oakland history over a two-year stretch and the most since they had 199 from 2002-03... have won at least 90 games in each of the last two years, four of the last eight and 10 of the last 20...only the Yankees (14), Red Sox (12) and Cardinals (11) have more 90-win seasons over the last 20 last years...the 97 wins match the 2018 club for second most in Oakland by a team that did not win the division...the most was 102 in 2001 when Seattle won 116 games...finished in second place in the AL West, 10 games behind first place Houston...it was the sixth time in the last 10 years and the 14th time in the last 21 years the A's finished first or second in the West...over the last 21 years, only the Yankees (18), Dodgers (15) and Cardinals (15) have more first or second place finishes in their division...spent 95 days in second in the West, one day tied for second, 46 days in third, six days tied for third, 13 days in fourth, seven days tied for fourth and 17 days in fifth...went 14-13 over the first 27 games through April 24, which put the A's in a tie for third in the West, 2½ games behind first place Houston...then were swept in a three-game series at Toronto April 26-28 to start a nine-game road trip where they went 1-8 against Toronto, Boston (0-3) and Pittsburgh (1-2)...lost a season-high six straight games from April 26-May 1...were 15-21 at the conclusion of play on May 5 and were in fifth place in the West, six games behind Houston...then went 82-44 (.651) over the final 126 games...had a season-high 11-game winning streak from May 16 to 27...extended the streak to 11 games on Sept. 6 when they completed a May 19 suspended game that began in Detroit but was finished in Oakland...the winning streak tied for third longest in Oakland history and was the longest since the 20-game streak in 2002...then lost five straight games from May 28-June 2 and went 7-11 over an 18-game stretch from May 28 to June 16... including the suspended game victory, the A's were 37-36 through June 16...then went a Major League best 60-29 (.674) from June 17 through the end of the season...defeated Minnesota 8-6 on July 2 to move into second place in the AL West...would remain in second the rest of the year... had a 50-41 record at the All-Star Break and then went 5-0 on the first homestand after the break against Chicago-AL (3-0) and Seattle (2-0)...that gave the A's a 55-41 record and moved them to within 4½ games of first place Houston entering play on July 18...posted a 41-24 (.631) record the rest of the way but Houston went 47-18 (.723) and Oakland never got closer than 4½ games... won three of four against AL West leading Houston Aug. 15-18 and then swept a three-game series from AL East leading New York from Aug. 20-22...from Aug. 20 to Sept. 4, the A's, Cleveland and Tampa Bay exchanged first, second and third place in the AL Wild Card race...Oakland defeated Los Angeles 10-6 on Sept. 5 to take over the second Wild Card spot and defeated Houston 3-2 on Sept. 12 to take over the first spot from Tampa Bay...held at least a share of the first spot the rest of the way and clinched a playoff appearance on Sept. 27 at Seattle in Game 160...earned the first Wild Card spot and finished one game ahead of Tampa Bay and four games ahead of third place Cleveland...were officially eliminated from the AL West in game 156 on Sept. 22.

### OAKLAND A'S BEST RECORDS

|             |                |             |
|-------------|----------------|-------------|
| .642        | (104-58)       | 1988        |
| .636        | (103-59)       | 2002        |
| .636        | (103-59)       | 1990        |
| .630        | (102-60)       | 2001        |
| .627        | (101-60)       | 1971        |
| .611        | (99-63)        | 1989        |
| .605        | (98-64)        | 1975        |
| .600        | (93-62)        | 1972        |
| <b>.599</b> | <b>(97-65)</b> | <b>2019</b> |
| .599        | (97-65)        | 2018        |

**A's IN POSTSEASON:** The A's returned to the postseason for the second consecutive season, fifth time in the last eight years and 10th time in the last 20 seasons...over the last eight years, only the Dodgers (7) have more than five postseason appearances and over the last 20 seasons only the Yankees (16), Cardinals (13), Dodgers (11) and Braves (11) have more than 10...it was the 28th postseason appearance in franchise history, which includes 20 with Oakland and eight with Philadelphia...that is fourth most all-time...reached the postseason for the fourth time as the American League Wild Card, the third time in the two wild card era...lost the AL Wild Card game to Tampa Bay on Oct. 2 in Oakland by a score of 5-1...that extended the A's losing streak in winner-take-all postseason games to nine, which is the longest such streak in Major League

history...the last time Oakland won a winner-take-all postseason game was Game 7 of the 1973 World Series, a 5-2 win over New York...dating back to 2000, the A's have now lost 15 of their last 16 postseason games with a chance to clinch the series...have won just one of their last 13 postseason series (includes one-game wild card games), the 2006 ALDS against Minnesota...won 11 of their first 15 postseason series in Oakland through the 1990 ALCS.

**THE MIDDLE OF JUNE:** The A's were 37-36 (.507) at the conclusion of play on June 16 but then went 60-29 (.674) from June 17 through the end of the season, which was the best record in the majors...it tied for the third best record in Oakland history over the final 89 games, matching the 2018 club...in 2018, the A's were 34-36 (.486) through June 15 but then went 63-29 (.685) from June 16 through the end of the season, which was the best record in the majors...it continues a recent historical trend of the A's playing better later in the season...dating back to 2000, the A's have a record of 928-871 (.516) before the All-Star Break compared to 801-638 (.557) after the break...only the Yankees (.592) and Cardinals (.575) have a better post-break winning percentage over the last 20 years.

**MLB BEST RECORDS,  
JUNE 17-END OF SEASON**

|                  | W  | L  | PCT  |
|------------------|----|----|------|
| Oakland          | 60 | 29 | .674 |
| Washington       | 60 | 31 | .659 |
| Houston          | 59 | 31 | .656 |
| New York (AL)    | 60 | 32 | .652 |
| Los Angeles (NL) | 58 | 32 | .644 |

**OFFENSE:** The A's set franchise records with 257 home runs and 572 extra base hits, breaking the previous marks of 243 home runs in 1996 and 569 extra base hits in 2018...ranked fourth in the American League in home runs and fifth in runs (845), walks (578), extra base hits, OPS (.776), on-base percentage (.327) and slugging percentage (.448)...were eighth in batting (.249) ...were hit by a pitch 87 times, which led the AL, ranked third in the majors and fell one short of the Athletics record of 88 set in 2001...had a run differential of +165, which was fourth best in the AL, fifth best in the majors and third best in Oakland history...the 845 runs were fifth most in Oakland history and the most since 2001 (884)...had the third highest slugging percentage in Oakland history and the sixth highest OPS...were shut out just three times, which tied the Twins for second fewest in the majors to the Yankees (2)...it matched the 2001 and 2004 A's for the fewest in Oakland history...struck out 1338 times, which was fifth fewest in the AL but fourth most in Athletics history...grounded into 140 double plays, which was third most in the AL...had seven sacrifice hits, which was second fewest in the majors (Los Angeles-AL, 4), second fewest in Athletics history (6 in 2018) and tied for fourth fewest in Major League history...had five bunt hits, all by Matt Olson.

**THE LONG BALL:** The A's hit 257 home runs, which was fifth most in the majors in 2019 but tied for eighth most in Major League history...had a franchise record seven players hit 20 or more home runs (Canha, Chapman, Davis, Laureano, Olson, Profar, Semien), breaking the previous mark of five (1996, 1999, 2000, 2004, 2017, 2018)...the A's are one of 11 teams in Major League history with seven or more players with 20 or more home runs...only the Twins, with eight in 2019, had more...also set a franchise record with 10 players with 10 or more home runs and tied the record with three players with 30 or more home runs (1996, 1999, 2001)...hit back-to-back home runs 11 times, which tied for second most in Oakland history and fell two short of the record of 13 in 2000...had two games in which all nine players in the starting lineup had at least 10 home runs (Aug. 21 and 24)...it was the sixth and seventh time that has happened in Athletics history with the other five coming in 2000 (Sept. 22, 23, 25, 27 and Oct. 1)...compiled a 90-35 (.720) record when homering and were 7-30 (.189) when going homerless...the seven wins when going homerless tied for second fewest in the majors to Seattle (5) and were second fewest in Athletics history to the 2017 club, which had six...were 60-15 (.800) when out-homering the opponent, 12-38 (.240) when getting out-homered and 25-12 (.676) when hitting the same number of home runs.

**MOST HOME RUNS,  
MAJOR LEAGUE HISTORY**

|            |                  |             |
|------------|------------------|-------------|
| 307        | Minnesota        | 2019        |
| 306        | New York (AL)    | 2019        |
| 288        | Houston          | 2019        |
| 279        | Los Angeles (NL) | 2019        |
| 267        | New York (AL)    | 2018        |
| 264        | Seattle          | 1997        |
| 260        | Texas            | 2005        |
| <b>257</b> | <b>Oakland</b>   | <b>2019</b> |
| 257        | Toronto          | 2010        |
| 257        | Baltimore        | 1996        |

**PITCHING:** The A's compiled a 3.97 ERA, which ranked fourth in the American League...also ranked third in opponents OPS (.712) and slugging percentage (.404) and fourth in batting average (.242) and on-base percentage (.308)...set a franchise record with 1299 strikeouts, breaking the pre-

## Season in Review, continued

vious mark of 1244 set in 2014...however, had the fourth fewest strikeouts in the AL...surrendered 201 home runs, which was third fewest in the AL but fourth most in Athletics history...also ranked second in the AL in fewest doubles (249) and extra base hits allowed (473), tied for third in shutouts (12) and fifth in fewest walks (477)...had a strikeout-to-walk ratio of 2.72, which was third best in Athletics history...had one complete game, which tied for the fewest in Athletics history (2012, 17)...allowed 25 sacrifice hits, which tied for the most in the AL...averaged the second fewest pitches per game in the AL (147.4)...had three 10-game winners (Fiers 15, Anderson 13, Bassitt 10) for the first time since 2013 when they had five (Bartolo Colon, A.J. Griffin, Jarrod Parker, Tommy Milone, Dan Straily).

**STARTING PITCHING:** A's starting pitchers went 68-37 with a 4.02 ERA...the 68 wins were second most in the majors to Houston (79) and second most by an A's team over the last 13 years (72 in 2013)...ranked third in the American League in opponents slugging percentage (.417) and fourth in ERA, OPS (.724), batting average (.249) and on-base percentage (.307)...had a .648 winning percentage, which was second best in the AL and in Oakland history (80-39, .672 in 2001)...tossed 886.0 innings, which were fourth most in the AL and the most by an A's team since 2015 (935.2)...also ranked second in fewest strikeouts per nine innings (7.07) and fewest pitches per inning (16.2), tied for second in most intentional walks (5) and third in fewest walks per nine innings (2.60)...after starting pitchers combined for 12 disabled list placements in 2018, only two starters who were not recovering from surgery went on the injured list in 2019 (Bassitt and Estrada)...used an "opener" three times (Hendriks twice, Soria once), with the latest on June 5...went 1-2 in those games after going 4-5 in 2018...openers allowed at least one run in two of the three games (3 er in 3.0 ip, 9.00 ERA) but did not have a decision.

**THE BULLPEN:** The A's bullpen compiled a 3.89 ERA, which was fourth lowest in the American League...had the lowest opponents OPS (.693) and slugging percentage (.385) and ranked third in opponents batting average (.232) and on-base percentage (.308)...however, had a Major League leading and Oakland record 30 blown saves (previous: 28 in 2004)...had the most blown saves by an AL team since Seattle had 31 in 2008...converted 45-of-75 (60.0%) save opportunities...ranked fifth in the AL in saves but had the fifth lowest save percentage...had 28 losses, which tied for fourth most in Oakland history...ranked second in the AL and set an Oakland record with 110 holds...also set an Oakland record for strikeouts per nine innings (9.37)...tossed 579.0 innings, which was third most in Oakland history...averaged 16.4 pitches per inning, which was third fewest in the AL...had the lowest slugging percentage against first batters faced in the majors (.342) and the fifth lowest OPS (.651)...had 156 first batter strikeouts, which was fourth most in the AL and the most in Oakland history...allowed 82-of-255 (32.2%) inherited runners to score, which was sixth highest in the AL...had three pitchers with 70 or more games (Petit 80, Hendriks 75, Soria 71) for the second time in Athletics history (Buddy Groom, Aaron Small and Billy Taylor in 1997).

**DEFENSIVE DOINGS:** The A's set an Athletics record for fewest errors in a season with 80...broke the previous mark of 81 set in 1981 when they played just 109 games in the strike-shortened season...had a .987 fielding percentage, which broke the previous franchise record of .986 set in 2006...the errors led to a Major League-low 34 unearned runs, which was also the fewest in Athletics history (39 in 1981)...ranked second in the American League in total chances (5939), third in fewest errors, fielding percentage (.987) and putouts (4395) and fifth in fewest double plays (123)...the 5939 total chances and 1464 assists were second fewest in Oakland history in a non-strike season (5830 chances and 1377 assists in 2013)...had 19 passed balls, which was second most in the majors to Atlanta (24) and tied for third most in Oakland history...they were the most by an A's team since the 1985 club also had 19.

**ON THE BASES:** A's opponents were caught stealing 41 times, which was second most in the majors to Philadelphia (50)...however, they also stole 83 bases, which tied for third most in the American League...were successful in 66.9% of their attempts, which was the second lowest percentage in the AL...the A's have now finished in the top three in the majors in caught stealing in each of the last three years...have 129 caught stealings over that span, which is 14 more than any other team...however, have allowed 292 stolen bases, which is fifth most in the majors...had 16 pickoffs in 2019, which was second most in the AL...on offense, the A's were 49-for-70 (70.0%) in stolen base attempts...had the second fewest stolen bases and attempts in the AL and the fourth lowest



percentage...were picked off just twice, which was the fewest in the AL...the stolen bases and attempts were seventh fewest in Oakland history.

**CLOSE CALLS:** The A's were 27-22 (.551) in one-run games...led the American League in one-run wins, tied for the lead in games (49) and had the fourth best record...went 48-35 (.578) in games decided by two runs or fewer...the 83 games were second most in the majors to Cincinnati (89) and it marked just the third time over the last 36 years more than half of the A's games were decided by two runs or fewer (84 in 2006 and 2015)...the 48 wins were second most in the majors to Milwaukee (51)...had 10 walk-off wins, which tied Tampa Bay for the most in the AL...in the majors, only Los Angeles (NL), with 12, had more...however, had 10 walk-off losses, which tied Baltimore and Detroit for the most in the AL and tied for fourth most in Oakland history...led the AL and ranked third in the majors with 44 come from behind wins...had a 6-9 (.400) record in extra inning games...tied for second in the AL in extra inning losses and tied for fourth in games...lost four extra inning games on the road and in three of those games, the A's had the lead in extra innings only to go on to lose the game, which are the most such losses in a season in Athletics history...were 16-19 in games decided in the last at bat and tied for second in the AL in last at bat losses...had 11 losses when leading after seven innings, which tied the Cubs for the most in the majors...they are the most such losses by an Oakland team since the 2004 club had 13.

#### A'S 2019 WALK-OFF WINS

| DATE     | OPP          | RESULT   | NOTE                   |
|----------|--------------|----------|------------------------|
| April 24 | Texas        | 6-5      | Pinder single          |
| May 8    | Cincinnati   | 5-4 (13) | Piscotty home run      |
| May 10   | Cleveland    | 4-3 (12) | Chapman home run       |
| May 11   | Cleveland    | 3-2      | Laureano single        |
| June 20  | Tampa Bay    | 5-4      | Chapman home run       |
| July 14  | Chicago (AL) | 3-2      | Laureano FC/E6, no RBI |
| July 28  | Texas        | 6-5      | Davis walk             |
| July 30  | Milwaukee    | 3-2 (10) | Olson home run         |
| Aug. 16  | Houston      | 3-2 (13) | Grossman single        |
| Sept. 18 | Kansas City  | 1-0 (11) | Canha double           |

**LEFT AND RIGHT:** The A's went 35-14 (.714) in games in which the opponent started a left-handed pitcher compared to 62-51 (.549) when the opponent started a right-hander...the record against south paws was second best in the majors to Houston (38-11, .776)...the 49 games tied for third fewest in the AL...hit .262 with 80 home runs and an .811 OPS against lefties compared to .244 with 177 home runs and a .762 OPS against righties...the batting average against lefties was fifth highest in the American League but the mark against righties was fifth lowest...the 80 home runs against lefties were the most in Oakland history, topping the previous high of 74 in 1970...the .811 OPS was second highest to the mark of .816 in 1994.

**IN THE PINCH:** A's pinch hitters batted .235 (23-for-98) with seven doubles, a triple, five home runs, 25 RBI and 15 walks...had 13 extra base hits, which tied the Oakland record set in 1968...the five home runs tied for third most in Oakland history and the 25 RBI were the most since 1990 (26)...led the American League in RBI, tied for the lead in home runs, ranked second in hits, doubles and extra base hits, third in OPS (.824) and slugging (.480) and fourth in plate appearances (116) and on-base percentage (.345).

**HOME AND AWAY:** The A's went 52-29 (.642) at home compared to 45-36 (.556) on the road...had the third best home record in the American League, fourth best in the majors and tied for seventh best in Oakland history...had a winning record at home for the third consecutive season...the road record tied for the fourth best in the AL and tied for eighth best in Oakland history...had a winning record on the road for the second consecutive season...compiled a 3.56 ERA at home compared to 4.40 on the road...had the second lowest home ERA in the AL...batted .247 with a .778 OPS, 122 home runs and an average of 4.96 runs per game at home compared to .250 with a .773 OPS, 135 home runs and an average of 5.47 runs per game on the road...the 135 home runs on the road ranked fourth in the AL and second most in Oakland history, one short of the Oakland record of 136 set in 2018...they were the eighth most road home runs in Major League history...the 122 home runs at home ranked fifth in the AL and third in Oakland history...allowed 112 home runs on the road, which ranked eighth in the AL but broke the Oakland record of 111 set in 2017...went 19-17 (.528) over the first 36 home games through June 16...then went 33-12 (.733) over the final 45 home games beginning June 17, which was the third best home record in the majors over that span...started the year 5-15 (.250) on the road but then went 40-21 (.656) from May 16 through the end of the season, which was the second best road record in the majors



## Season in Review, continued

over that stretch...won 18 home series, lost six and split three...won 12 road series, lost eight and split six.

**THE INJURED LIST:** The A's used the injured list 17 times, which was their fewest since using it 13 times in 2013...the 17 IL placements tied Houston for second fewest in the majors to Kansas City (13)...the most players on the IL at once was eight (10 days, last on July 1)...the fewest was two from Sept. 6-8 and Sept. 26 through the end of the season...it marked the first time the A's had fewer than three players on the IL since July 29, 2011 when they also had two...have not had fewer than two players on the IL since the end of the 2006 season when they had just one...Daniel Gossett, who was recovering from UCL surgery, was the only player to spend the entire season on the IL...Sean Manaea (136), Jharel Cotton (108) and Marco Estrada (105) were the only other players to miss at least 100 games...Stephen Piscotty was the only player to go on the IL more than once, missing 26 games from June 30-Aug. 2 with a sprained right knee and 29 games from Aug. 25 to Sept. 25 with a sprained right ankle...players combined to miss 893 games, an average of 52.5 games per stint.

### A'S INJURED LIST, 2019

| PLAYER   | INJURY                          | DATES                  | GAMES MISSED | A's RECORD |
|----------|---------------------------------|------------------------|--------------|------------|
| Barrera  | Right shoulder surgery          | September 9-October 31 | 19           | 13-6       |
| Bassitt  | Right lower leg contusion       | March 25-April 15      | 17           | 10-7       |
| Canha    | Sprained right wrist            | April 29-May 12        | 12           | 5-7        |
| Cotton   | UCL surgery rehab               | March 17-July 28       | 108          | 61-47      |
| Davis    | Left hip/oblique contusion      | May 22-May 31          | 8            | 5-3        |
| Estrada  | Lumbar strain                   | April 17-August 19     | 105          | 62-43      |
| Gossett  | UCL surgery rehab               | February 15-October 31 | 162          | 97-65      |
| Herrmann | Right knee surgery              | March 17-July 1        | 86           | 47-39      |
| Hundley  | Back spasms                     | June 8-July 24         | 40           | 26-14      |
| Laureano | Right lower leg stress reaction | July 29-September 5    | 32           | 21-11      |
| Manaea   | Shoulder surgery rehab          | February 13-August 31  | 136          | 79-57      |
| Martini  | Sprained right knee             | March 17-May 27        | 55           | 30-25      |
| Olson    | Right hand surgery              | March 25-May 6         | 34           | 15-19      |
| Phegley  | Left thumb contusion            | July 29-August 15      | 14           | 9-5        |
| Piscotty | Sprained right knee             | June 30-August 2       | 26           | 17-9       |
| Piscotty | Sprained right ankle            | August 25-September 25 | 29           | 20-9       |
| Treinen  | Strained right shoulder         | June 21-July 2         | 10           | 7-3        |

**BEFORE AND AFTER THE BREAK:** The A's were 51-41 (.554) at the All-Star Break, which was the sixth best record in the American League and eighth best in the majors...it marked the second consecutive season Oakland had a winning record at the break...were seven games behind Houston in the West, which is the closest the A's have been to first at the break since 2014 when they were in first...then went 46-24 (.657) after the break, which tied the Dodgers for second best record in the majors to the Astros...it was the fifth best post-break record in Oakland history...set an Athletics franchise record for home runs at the All-Star Break with 146 (previous: 137 in 1996)...that tied for the 11th best total in Major League history before the break, but tied for fifth best in the majors in 2019...it is more than the season total from 17 of the A's first 51 years in Oakland...had 111 home runs after the break, which was third most in Athletics history but sixth most in the AL...had 319 extra base hits before the break, which was second in Athletics history (321 in 2018)...scored 469 runs before the break, which was third best and the most since 2000 (522)...had the sixth best pre-break slugging percentage (.441) and the fourth best post-break slugging percentage (.458) in franchise history...the pitching staff had 727 strikeouts before the break, which was second in Athletics history (728 in 2014) and 572 after the break, which was also second (581 in 2012).

**MONTH-BY-MONTH:** The A's went 11-15 (.423) in April, which was the third worst record in the American League...it marked the second time in the last three years Oakland had a losing record in April...the 15 losses were third most in April in Oakland history (17 in 1994 and 2001)...compiled a 4.89 ERA, which was the highest April ERA by an A's team since 2001 (5.38)...yielded 34

home runs, which was two short of the record of 36 in 1996...struck out 213, which was seven short of the record of 220 in 2014...the offense hit 35 home runs, which tied for third most in April in Oakland history and was the most since 2002 (42)...went 16-10 (.615) in May, which was the fourth best record in the AL...it marked the second consecutive season Oakland finished May with a winning record and is its best May since going 18-9 (.667) in 2001...set Oakland records for slugging percentage (.468) and extra base hits (102) in May and tied the record for home runs (46)...the slugging percentage was the highest by an A's team in May since 1932 (.478) and the extra base hits were the most since 1941 (103)...ranked fourth in the AL in home runs and slugging percentage, tied for fourth in triples (5), fifth in extra base hits and OPS (.796) and tied for fifth in doubles (51)...the pitching staff ranked second in the AL in opponents slugging percentage (.374), fourth in opponents batting average (.223) and fifth in ERA (3.58) and OPS (.678)...the batting average was the A's lowest in May since 1990 (.223)...struck out 213 batters, which tied for second fewest in the AL but was fourth most in Oakland history...went 17-11 (.607) in June, which was the fourth best record in the AL...it marked the second consecutive season Oakland finished with a winning record in June (17-10 in 2018)...allowed the fewest home runs in the AL (27) and had the lowest opponents slugging percentage (.376) and OPS (.682)...also ranked third in ERA (3.99), tied for third in fewest walks (77) and fourth in batting average (.243) and on-base percentage (.305)...the offense ranked second in extra base hits (106), tied for third in doubles (58) and fourth in runs (149)...the extra base hits were second in Oakland history in June to the record of 116 in 1996...hit 45 home runs, which was second only to the 1996 club (55)...went 15-9 (.625) in July, which was the third best record in the AL and the eighth best July in Oakland history...it was the second consecutive season the A's finished with a winning record in July (17-8 in 2018)...ranked third in the AL with a 4.09 ERA and .746 OPS...A's pitchers had the fewest strikeouts (171), the third fewest walks (67) and tied for the third most saves (7)...the offense hit 38 home runs, which is fifth most in July in Oakland history and the most since 2000 (44)...had the second lowest batting average in the AL (.241)...went 17-9 (.654) in August, which was the third best record in the AL...it was the A's fourth consecutive month with a winning record and their second consecutive August with a mark above .500...walked just 61 batters, which was the fewest in the majors...ranked second in the AL in opponents OPS (.713), on-base percentage (.303) and slugging percentage (.411), third in ERA (3.85) and tied for third in saves (9)...the offense was hit by a pitch 22 times, which was the most by an A's team in any month since at least 1905...ranked second in the AL in on-base percentage (.353), third in walks (100) and fifth in runs (146), batting (.267) and OPS (.828)...hit 43 home runs, which tied for second most in Oakland history and was the most since 2001 (43)...had the third best slugging percentage (.475) and OPS (.828)...went 18-8 (.692) in September, which was the second best record in the AL and the A's best record in any month of more than two games since going 19-8 (.704) in September of 2013...the pitching staff had 241 strikeouts, which was second most in any month in Oakland history to the record of 246 in September of 2013...had 11 saves, which tied for the AL lead...they tied for second most in September in A's history and were the most since 2006...also ranked third in the AL in ERA (3.58), opponents batting average (.232), on-base percentage (.293), OPS (.702) and fewest walks (68) and fourth in slugging percentage (.409)...the offense led the AL in walks (110), ranked third in runs (143), home runs (42) and on-base percentage (.335), tied for third in doubles (48) and fourth in slugging percentage (.452), OPS (.787) and extra base hits (95).

**ROSTER NOTES:** The A's employed 49 players, which was fourth fewest in the American League...had used 51 or more in each of the previous four seasons...had 28 pitchers, which was fourth fewest in the American League but tied for third most in Athletics history...that included 20 relievers, which tied Houston for the fewest in the American League and tied for second fewest in the majors, but tied for fourth most in Oakland history...used six different catchers, which tied the Oakland record set in 1978...had just three rookie pitchers, which were second fewest by an A's team over the last 17 years (had 0 in 2014).

**DESIGNATED HITTERS:** A's designated hitters batted .223 with 31 home runs and 86 RBI...the home runs were fifth most in the American League but the batting average was third lowest in AL and fifth lowest in Oakland history...had the fifth lowest OPS (.715), on-base percentage (.308) and slugging percentage (.408) in the league...collected just 14 doubles, which was the fewest in the AL and tied for the fewest in Oakland history in a non-strike season (1985)...it was the fewest by an AL team in a non-strike season since Baltimore had 14 in 1987...tied for the fewest triples (0) and sacrifice flies (2) in the AL and ranked second in hit by pitches (12), fewest extra base hits (45)

## Season in Review, continued

and fewest stolen bases (1)...Khris Davis led the A's with 123 starts at designated hitter and Mark Canha was second with 13.

**INTERLEAGUE PLAY:** The A's went 11-9 (.550) in interleague play, which tied for the 10th best record in the majors...it marked the second consecutive season and 14th time in 23 seasons of interleague play the A's finished with a winning record against the National League...the pitching staff ranked fourth in opponents OPS (.669), fifth in slugging (.374), seventh in on-base percentage (.295), ninth in batting average (.232) and 10th in ERA (3.81)...the offense ranked 12th in OPS (.763) and tied for 15th in runs (96)...tied for the lead and set an Oakland interleague record with 14 hit by pitches...set an Oakland record with 182 strikeouts...A's pitchers went 6-for-21 (.286) with a RBI, two walks, seven strikeouts and a sacrifice hit...the six hits were the most by an A's team in the designated hitter era and were the most by an AL team since Kansas City also had six in 2013...are 228-196 (.538) all-time in interleague play, which is fourth best in Major League history.

**WINS AND LOSSES:** The A's went 25-8 (.758) against American League Central teams, which was the third best mark against the Central in Oakland history and fifth best by any AL team...are now 77-27 (.740) against the Central dating back to Aug. 23, 2016...were 44-32 (.579) against the AL West, which was the A's best record in divisional play since 2013 when they also went 44-32...started the year 17-21 (.447) against the West but then went 27-11 (.711) over the final 38 games...had a 6-1 record against Detroit and Baltimore and were 5-1 against Cleveland and Chicago...went 0-6 against Toronto, marking the fourth time in Oakland history the A's went winless against a team with six or more games played (0-11 vs. Baltimore in 1978, 0-7 vs. Cleveland in 1995, 0-6 vs. Cleveland in 1994)...had a 14-5 (.737) record on Thursday, which was the best record in the majors, and a 19-6 (.760) record on Tuesday, which tied the Dodgers for the best in the majors...were 16-9 (.640) following an off day, which tied for fifth best in the majors.

**ATTENDANCE:** The A's drew 1,662,211 fans, which ranked 10th in the American League and was the most by an A's team since 2015 (1,768,175)...it was an increase of 134,623 from 2018, which was the second biggest increase in the AL and sixth best in the majors ...had four sellouts, including two in Tokyo and two against San Francisco in August...attracted 54,005 fans for the AL Wild Card game on Oct. 2 against Tampa Bay, which was the 10th largest crowd in Coliseum history and the second biggest postseason crowd...drew 2,236,950 on the road, which was third best in the AL behind New York and Boston.

### 2019 RELIEF PITCHER EFFECTIVENESS

|           | Inherited Runners | Inherited Runners Scored | Inherited Runners Scored Percent | First Batters              | Save Situations |
|-----------|-------------------|--------------------------|----------------------------------|----------------------------|-----------------|
| Bassitt   | 0                 | 0                        | —                                | 0 for 3                    | 0 for 0         |
| Blackburn | 1                 | 1                        | 100.0                            | 2 for 3                    | 0 for 0         |
| Brooks    | 3                 | 2                        | 66.7                             | 2 for 9                    | 0 for 0         |
| Buchter   | 36                | 15                       | 41.7                             | 14 for 55 (6 bb, 2 hb)     | 0 for 4         |
| Diekman   | 17                | 5                        | 29.4                             | 5 for 25 (2 bb, sf)        | 0 for 0         |
| Dull      | 0                 | 0                        | —                                | 3 for 4 (3 bb)             | 0 for 0         |
| Hendriks  | 40                | 16                       | 40.0                             | 13 for 64 (6 bb, hb, 2 sf) | 25 for 32       |
| Luzardo   | 0                 | 0                        | —                                | 1 for 5 (bb)               | 2 for 2         |
| Martini   | 0                 | 0                        | —                                | 0 for 0 (bb)               | 0 for 0         |
| Mengden   | 0                 | 0                        | —                                | 1 for 4                    | 1 for 1         |
| Morales   | 0                 | 0                        | —                                | 0 for 1                    | 0 for 0         |
| Petit     | 60                | 14                       | 23.3                             | 15 for 76 (2 bb, 2 sf)     | 0 for 1         |
| Puk       | 3                 | 1                        | 33.3                             | 2 for 8 (2 bb)             | 0 for 1         |
| Rodney    | 4                 | 3                        | 75.0                             | 5 for 13 (4 bb)            | 0 for 1         |
| Schlitter | 4                 | 2                        | 50.0                             | 2 for 5 (bb)               | 0 for 0         |
| Soria     | 7                 | 0                        | 0.0                              | 15 for 67 (3 bb)           | 1 for 6         |
| Treinen   | 16                | 5                        | 31.3                             | 11 for 47 (9 bb, hb)       | 16 for 21       |
| Trivino   | 31                | 11                       | 35.5                             | 15 for 55 (5 bb, hb)       | 0 for 5         |
| Wang      | 19                | 5                        | 26.3                             | 5 for 17 (3 bb)            | 0 for 0         |
| Wendelken | 14                | 2                        | 14.3                             | 3 for 25 (2 bb)            | 0 for 1         |

# BATTING AND PITCHING STATISTICS

+ = ROOKIE

| PLAYER      | AVG  | G   | AB   | R   | H    | TB   | 2B  | 3B | HR  | RBI | SH | SF | HP | BB  | IBB | SO   | SB | CS | DP  | E    | SLG  | OBP  |      |
|-------------|------|-----|------|-----|------|------|-----|----|-----|-----|----|----|----|-----|-----|------|----|----|-----|------|------|------|------|
| Anderson,B  | .500 | 31  | 8    | 1   | 4    | 4    | 0   | 0  | 0   | 0   | 0  | 0  | 0  | 0   | 0   | 2    | 0  | 0  | 0   | 0    | 3    | .500 | .500 |
| +Anderson,T | .000 | 6   | 1    | 0   | 0    | 0    | 0   | 0  | 0   | 0   | 0  | 0  | 0  | 0   | 0   | 1    | 0  | 0  | 0   | 0    | .000 | .000 |      |
| Bailey,H    | .400 | 31  | 5    | 0   | 2    | 2    | 0   | 0  | 0   | 1   | 0  | 0  | 0  | 0   | 0   | 1    | 0  | 0  | 0   | 0    | .400 | .400 |      |
| (Oakland)   | .500 | 13  | 4    | 0   | 2    | 2    | 0   | 0  | 0   | 1   | 0  | 0  | 0  | 0   | 0   | 1    | 0  | 0  | 0   | 0    | .500 | .500 |      |
| Barreto,F   | .123 | 23  | 57   | 6   | 7    | 15   | 2   | 0  | 2   | 5   | 0  | 0  | 0  | 1   | 0   | 23   | 1  | 0  | 0   | 5    | .263 | .138 |      |
| Bassitt,C   | .000 | 28  | 4    | 0   | 0    | 0    | 0   | 0  | 0   | 0   | 1  | 0  | 0  | 0   | 0   | 2    | 0  | 0  | 0   | 0    | .000 | .000 |      |
| +Bolt,S     | .100 | 5   | 10   | 1   | 1    | 2    | 1   | 0  | 0   | 0   | 0  | 0  | 0  | 1   | 0   | 3    | 0  | 0  | 0   | 0    | .200 | .182 |      |
| Brooks,A    | .000 | 15  | 0    | 0   | 0    | 0    | 0   | 0  | 0   | 0   | 0  | 0  | 0  | 0   | 0   | 0    | 0  | 0  | 0   | 0    | .000 | .000 |      |
| +Brown,S    | .293 | 26  | 75   | 11  | 22   | 34   | 8   | 2  | 0   | 13  | 0  | 0  | 1  | 7   | 0   | 23   | 1  | 0  | 2   | 0    | .453 | .361 |      |
| Canha,M     | .273 | 126 | 410  | 80  | 112  | 212  | 16  | 3  | 26  | 58  | 0  | 2  | 18 | 67  | 1   | 107  | 3  | 2  | 10  | 2    | .517 | .396 |      |
| Chapman,M   | .249 | 156 | 583  | 102 | 145  | 295  | 36  | 3  | 36  | 91  | 0  | 3  | 11 | 73  | 0   | 147  | 1  | 1  | 12  | 9    | .506 | .342 |      |
| Davis,K     | .220 | 133 | 481  | 61  | 106  | 186  | 11  | 0  | 23  | 73  | 0  | 2  | 3  | 47  | 3   | 146  | 0  | 0  | 11  | 0    | .387 | .293 |      |
| Garneau,D   | .244 | 35  | 86   | 14  | 21   | 35   | 5   | 0  | 3   | 14  | 0  | 0  | 4  | 10  | 0   | 22   | 0  | 0  | 1   | 1    | .407 | .350 |      |
| (Oakland)   | .294 | 7   | 17   | 3   | 5    | 10   | 2   | 0  | 1   | 7   | 0  | 0  | 0  | 2   | 0   | 4    | 0  | 0  | 0   | 0    | .588 | .368 |      |
| Grossman,R  | .240 | 138 | 420  | 57  | 101  | 146  | 21  | 3  | 6   | 38  | 0  | 2  | 1  | 59  | 2   | 86   | 9  | 4  | 7   | 0    | .348 | .334 |      |
| Herrmann,C  | .202 | 30  | 84   | 9   | 17   | 23   | 3   | 0  | 1   | 8   | 1  | 0  | 0  | 9   | 0   | 29   | 0  | 0  | 4   | 2    | .274 | .280 |      |
| Hundley,N   | .200 | 31  | 70   | 5   | 14   | 25   | 3   | 1  | 2   | 5   | 0  | 0  | 1  | 2   | 0   | 18   | 0  | 1  | 7   | 0    | .357 | .233 |      |
| +Joseph,C   | .189 | 11  | 37   | 4   | 7    | 12   | 2   | 0  | 1   | 5   | 0  | 1  | 0  | 2   | 0   | 5    | 0  | 0  | 2   | 1    | .324 | .225 |      |
| Laureano,R  | .288 | 123 | 434  | 79  | 125  | 226  | 29  | 0  | 24  | 67  | 1  | 8  | 11 | 27  | 0   | 123  | 13 | 2  | 7   | 7    | .521 | .340 |      |
| Martini,N   | .091 | 6   | 11   | 1   | 1    | 4    | 0   | 0  | 1   | 2   | 0  | 0  | 0  | 2   | 0   | 5    | 0  | 0  | 0   | 0    | .364 | .231 |      |
| Mengden,D   | .000 | 13  | 2    | 0   | 0    | 0    | 0   | 0  | 0   | 0   | 0  | 0  | 0  | 0   | 0   | 2    | 0  | 0  | 0   | 0    | .000 | .000 |      |
| Montas,F    | .000 | 16  | 1    | 0   | 0    | 0    | 0   | 0  | 0   | 0   | 0  | 0  | 0  | 1   | 0   | 0    | 0  | 0  | 0   | 3    | .000 | .500 |      |
| Morales,K   | .204 | 34  | 108  | 9   | 22   | 28   | 1   | 1  | 1   | 7   | 0  | 1  | 3  | 14  | 0   | 20   | 0  | 0  | 3   | 2    | .259 | .310 |      |
| +Murphy,S   | .245 | 20  | 53   | 14  | 13   | 30   | 5   | 0  | 4   | 8   | 0  | 0  | 1  | 6   | 0   | 16   | 0  | 0  | 3   | 1    | .566 | .333 |      |
| +Neuse,S    | .250 | 25  | 56   | 3   | 14   | 17   | 3   | 0  | 0   | 7   | 0  | 1  | 0  | 4   | 0   | 19   | 0  | 0  | 2   | 1    | .304 | .295 |      |
| Olson,M     | .267 | 127 | 483  | 73  | 129  | 263  | 26  | 0  | 36  | 91  | 0  | 1  | 12 | 51  | 7   | 138  | 0  | 0  | 11  | 8    | .545 | .351 |      |
| Petit,Y     | .000 | 80  | 1    | 0   | 0    | 0    | 0   | 0  | 0   | 0   | 0  | 0  | 0  | 0   | 0   | 0    | 0  | 0  | 1   | 0    | .000 | .000 |      |
| Phegley,J   | .239 | 106 | 314  | 44  | 75   | 129  | 18  | 0  | 12  | 62  | 2  | 5  | 6  | 15  | 0   | 63   | 0  | 1  | 11  | 2    | .411 | .282 |      |
| Pinder,C    | .240 | 124 | 341  | 45  | 82   | 142  | 21  | 0  | 13  | 47  | 1  | 3  | 5  | 20  | 0   | 88   | 0  | 1  | 11  | 5    | .416 | .290 |      |
| Piscotty,S  | .249 | 93  | 357  | 46  | 89   | 147  | 17  | 1  | 13  | 44  | 1  | 3  | 3  | 29  | 0   | 84   | 2  | 0  | 13  | 0    | .412 | .309 |      |
| Profar,J    | .218 | 139 | 459  | 65  | 100  | 188  | 24  | 2  | 20  | 67  | 0  | 3  | 8  | 48  | 2   | 75   | 9  | 1  | 12  | 13   | .410 | .301 |      |
| Semien,M    | .285 | 162 | 657  | 123 | 187  | 343  | 43  | 7  | 33  | 92  | 0  | 1  | 2  | 87  | 2   | 102  | 10 | 8  | 11  | 12   | .522 | .369 |      |
| +Taylor,B   | .160 | 11  | 25   | 3   | 4    | 10   | 0   | 0  | 2   | 2   | 0  | 0  | 1  | 4   | 0   | 7    | 0  | 0  | 0   | 0    | .400 | .300 |      |
| (Oakland)   | .174 | 10  | 23   | 3   | 4    | 10   | 0   | 0  | 2   | 2   | 0  | 0  | 1  | 4   | 0   | 6    | 0  | 0  | 0   | 0    | .435 | .321 |      |
| PITCHERS    | .286 | 162 | 21   | 1   | 6    | 6    | 0   | 0  | 1   | 1   | 0  | 0  | 1  | 0   | 8   | 0    | 0  | 1  | 10  | .286 | .318 |      |      |
| OAKLAND     | .249 | 162 | 5561 | 845 | 1384 | 2493 | 292 | 23 | 257 | 800 | 7  | 36 | 87 | 578 | 17  | 1338 | 49 | 21 | 140 | 80   | .448 | .327 |      |
| OPPONENTS   | .242 | 162 | 5541 | 680 | 1342 | 2240 | 249 | 23 | 201 | 649 | 25 | 42 | 66 | 477 | 19  | 1299 | 83 | 41 | 114 | 103  | .404 | .308 |      |

| PITCHER     | W  | L | ERA   | G  | GS | CG | GF | SHO | SV | IP    | H   | R  | ER | HR | HB | BB | IBB | SO  | WP | BK | AVG  |
|-------------|----|---|-------|----|----|----|----|-----|----|-------|-----|----|----|----|----|----|-----|-----|----|----|------|
| Anderson,B  | 13 | 9 | 3.89  | 31 | 31 | 0  | 0  | 0   | 0  | 176.0 | 181 | 80 | 76 | 20 | 4  | 49 | 2   | 90  | 4  | 0  | .265 |
| +Anderson,T | 0  | 3 | 6.04  | 5  | 5  | 0  | 0  | 0   | 0  | 22.1  | 30  | 16 | 15 | 4  | 0  | 7  | 1   | 18  | 3  | 0  | .309 |
| Bailey,H    | 13 | 9 | 4.57  | 31 | 31 | 0  | 0  | 0   | 0  | 163.1 | 162 | 84 | 83 | 21 | 4  | 53 | 1   | 149 | 4  | 1  | .256 |
| (Oakland)   | 6  | 3 | 4.30  | 13 | 13 | 0  | 0  | 0   | 0  | 73.1  | 73  | 35 | 35 | 9  | 2  | 15 | 1   | 68  | 2  | 1  | .254 |
| Bassitt,C   | 10 | 5 | 3.81  | 28 | 25 | 0  | 2  | 0   | 0  | 144.0 | 125 | 66 | 61 | 21 | 13 | 47 | 0   | 141 | 3  | 0  | .229 |
| Blackburn,P | 0  | 2 | 10.64 | 4  | 1  | 0  | 1  | 0   | 0  | 11.0  | 19  | 14 | 13 | 3  | 1  | 4  | 0   | 8   | 1  | 0  | .380 |
| Brooks,A    | 2  | 3 | 5.01  | 15 | 6  | 0  | 7  | 0   | 0  | 50.1  | 49  | 29 | 28 | 12 | 4  | 14 | 0   | 43  | 1  | 0  | .249 |
| Buchter,R   | 1  | 1 | 2.98  | 64 | 0  | 0  | 7  | 0   | 0  | 45.1  | 42  | 16 | 15 | 8  | 2  | 23 | 2   | 50  | 1  | 0  | .251 |
| Diekmann,J  | 1  | 7 | 4.65  | 76 | 0  | 0  | 5  | 0   | 0  | 62.0  | 49  | 34 | 32 | 3  | 11 | 39 | 1   | 84  | 6  | 0  | .215 |
| (Oakland)   | 1  | 1 | 4.43  | 28 | 0  | 0  | 1  | 0   | 0  | 20.1  | 16  | 11 | 10 | 0  | 3  | 16 | 1   | 21  | 2  | 0  | .222 |
| Dull,R      | 0  | 0 | 12.00 | 7  | 0  | 0  | 4  | 0   | 0  | 9.0   | 19  | 13 | 12 | 4  | 1  | 4  | 0   | 8   | 1  | 0  | .432 |
| Estrada,M   | 0  | 2 | 6.85  | 5  | 5  | 0  | 0  | 0   | 0  | 23.2  | 23  | 19 | 18 | 7  | 3  | 8  | 0   | 11  | 2  | 0  | .242 |
| Fiers,M     | 15 | 4 | 3.90  | 33 | 33 | 1  | 0  | 1   | 0  | 184.2 | 166 | 82 | 80 | 30 | 9  | 53 | 0   | 126 | 13 | 1  | .243 |
| Hendriks,I  | 4  | 4 | 1.80  | 75 | 2  | 0  | 41 | 0   | 25 | 85.0  | 61  | 18 | 17 | 5  | 2  | 21 | 5   | 124 | 7  | 0  | .201 |
| +Luzardo,J  | 0  | 0 | 1.50  | 6  | 0  | 0  | 2  | 0   | 2  | 12.0  | 5   | 2  | 2  | 1  | 1  | 3  | 0   | 16  | 2  | 0  | .119 |
| Manaea,S    | 4  | 0 | 1.21  | 5  | 5  | 0  | 0  | 0   | 0  | 29.2  | 16  | 4  | 4  | 3  | 2  | 7  | 0   | 30  | 1  | 0  | .160 |
| Martini,N   | 0  | 0 | 0.00  | 1  | 0  | 0  | 1  | 0   | 0  | 1.0   | 0   | 0  | 0  | 0  | 0  | 2  | 0   | 1   | 0  | 0  | .000 |
| Mengden,D   | 5  | 2 | 4.83  | 13 | 9  | 0  | 2  | 0   | 1  | 59.2  | 59  | 32 | 32 | 7  | 0  | 27 | 0   | 42  | 1  | 0  | .254 |
| Montas,F    | 9  | 2 | 2.63  | 16 | 16 | 0  | 0  | 0   | 0  | 96.0  | 84  | 35 | 28 | 8  | 4  | 23 | 1   | 103 | 5  | 0  | .230 |
| Morales,K   | 0  | 0 | 9.00  | 1  | 0  | 0  | 1  | 0   | 0  | 1.0   | 1   | 1  | 1  | 0  | 1  | 2  | 0   | 0   | 0  | 0  | .333 |
| Petit,Y     | 5  | 3 | 2.71  | 80 | 0  | 0  | 6  | 0   | 0  | 83.0  | 57  | 25 | 25 | 11 | 0  | 10 | 0   | 71  | 2  | 0  | .194 |
| +Puk,A      | 2  | 0 | 3.18  | 10 | 0  | 0  | 0  | 0   | 0  | 11.1  | 10  | 4  | 4  | 1  | 0  | 5  | 0   | 13  | 2  | 0  | .238 |
| Roark,T     | 4  | 3 | 4.58  | 10 | 10 | 0  | 0  | 0   | 0  | 55.0  | 61  | 29 | 28 | 14 | 4  | 13 | 0   | 50  | 3  | 0  | .279 |
| Rodney,F    | 0  | 2 | 9.42  | 17 | 0  | 0  | 8  | 0   | 0  | 14.1  | 20  | 15 | 15 | 2  | 0  | 12 | 0   | 14  | 2  | 0  | .345 |
| Schlitter,B | 0  | 0 | 3.72  | 6  | 0  | 0  | 3  | 0   | 0  | 9.2   | 12  | 4  | 4  | 0  | 0  | 4  | 0   | 6   | 1  | 0  | .324 |
| Soria,J     | 2  | 4 | 4.30  | 71 | 1  | 0  | 21 | 0   | 1  | 69.0  | 51  | 33 | 33 | 9  | 3  | 20 | 1   | 79  | 5  | 1  | .202 |
| Treinen,B   | 6  | 5 | 4.91  | 57 | 0  | 0  | 35 | 0   | 16 | 58.2  | 58  | 33 | 32 | 9  | 1  | 37 | 1   | 59  | 1  | 0  | .257 |
| Trivino,L   | 4  | 6 | 5.25  | 61 | 0  | 0  | 10 | 0   | 0  | 60.0  | 61  | 40 | 35 | 7  | 3  | 31 | 2   | 57  | 7  | 0  | .265 |
| Wang,W      | 1  | 0 | 3.33  | 20 | 0  | 0  | 5  | 0   | 0  | 27.0  | 22  | 1  |    |    |    |    |     |     |    |    |      |

# FIELDING STATISTICS

| PITCHER     | PCT   | G  | GS | PO | A  | E | TC | DP | TP |
|-------------|-------|----|----|----|----|---|----|----|----|
| Anderson,B  | .909  | 31 | 31 | 5  | 25 | 3 | 33 | 1  | 0  |
| +Anderson,T | 1.000 | 5  | 5  | 3  | 3  | 0 | 6  | 0  | 0  |
| Bailey,H    | 1.000 | 13 | 13 | 7  | 6  | 0 | 13 | 0  | 0  |
| Bassitt,C   | 1.000 | 28 | 25 | 5  | 14 | 0 | 19 | 3  | 0  |
| Blackburn,P | 1.000 | 4  | 1  | 1  | 4  | 0 | 5  | 0  | 0  |
| Brooks,A    | 1.000 | 15 | 6  | 3  | 4  | 0 | 7  | 2  | 0  |
| Buchter,R   | .900  | 64 | 0  | 3  | 6  | 1 | 10 | 0  | 0  |
| Diekman,J   | 1.000 | 28 | 0  | 1  | 3  | 0 | 4  | 1  | 0  |
| Dull,R      | 1.000 | 7  | 0  | 0  | 2  | 0 | 2  | 0  | 0  |
| Estrada,M   | 1.000 | 5  | 5  | 0  | 1  | 0 | 1  | 0  | 0  |
| Fiers,M     | .923  | 33 | 33 | 8  | 16 | 2 | 26 | 1  | 0  |
| Hendriks,L  | 1.000 | 75 | 2  | 6  | 6  | 0 | 12 | 0  | 0  |
| +Luzardo,J  | 1.000 | 6  | 0  | 0  | 1  | 0 | 1  | 0  | 0  |
| Manaea,S    | 1.000 | 5  | 5  | 3  | 2  | 0 | 5  | 0  | 0  |
| Martini,N   | .000  | 1  | 0  | 0  | 0  | 0 | 0  | 0  | 0  |
| Mengden,D   | 1.000 | 13 | 9  | 2  | 4  | 0 | 6  | 0  | 0  |
| Montas,F    | .625  | 16 | 16 | 2  | 3  | 3 | 8  | 0  | 0  |
| Morales,K   | .000  | 1  | 0  | 0  | 0  | 0 | 0  | 0  | 0  |
| Petit,Y     | 1.000 | 80 | 0  | 13 | 4  | 0 | 17 | 1  | 0  |
| +Puk,A      | 1.000 | 10 | 0  | 0  | 1  | 0 | 1  | 0  | 0  |
| Roark,T     | 1.000 | 10 | 10 | 1  | 4  | 0 | 5  | 0  | 0  |
| Rodney,F    | 1.000 | 17 | 0  | 1  | 1  | 0 | 2  | 1  | 0  |
| Schlitter,B | 1.000 | 6  | 0  | 0  | 1  | 0 | 1  | 0  | 0  |
| Soria,J     | 1.000 | 71 | 1  | 5  | 5  | 0 | 10 | 0  | 0  |
| Treinen,B   | 1.000 | 57 | 0  | 4  | 1  | 0 | 5  | 0  | 0  |
| Trivino,L   | .909  | 61 | 0  | 7  | 3  | 1 | 11 | 1  | 0  |
| Wang,W      | 1.000 | 20 | 0  | 0  | 3  | 0 | 3  | 0  | 0  |
| Wendelken,J | 1.000 | 27 | 0  | 1  | 2  | 0 | 3  | 0  | 0  |

| CATCHER    | PCT   | G   | GS | PO  | A  | E | TC  | DP | TP | PB |
|------------|-------|-----|----|-----|----|---|-----|----|----|----|
| Garneau,D  | 1.000 | 7   | 5  | 33  | 4  | 0 | 37  | 0  | 0  | 0  |
| Herrmann,C | .990  | 25  | 23 | 187 | 4  | 2 | 193 | 0  | 0  | 1  |
| Hundley,N  | 1.000 | 30  | 23 | 167 | 12 | 0 | 179 | 0  | 0  | 0  |
| +Murphy,S  | .994  | 18  | 13 | 151 | 4  | 1 | 156 | 0  | 0  | 2  |
| Phegley,J  | .997  | 106 | 90 | 704 | 46 | 2 | 752 | 3  | 0  | 15 |
| Taylor,B   | 1.000 | 9   | 8  | 62  | 3  | 0 | 65  | 0  | 0  | 1  |

| FIRST BASE | PCT   | G   | GS  | PO   | A  | E | TC   | DP | TP |
|------------|-------|-----|-----|------|----|---|------|----|----|
| +Brown,S   | 1.000 | 4   | 1   | 21   | 2  | 0 | 23   | 4  | 0  |
| Canha,M    | 1.000 | 15  | 11  | 81   | 4  | 0 | 85   | 6  | 0  |
| Morales,K  | .989  | 26  | 23  | 165  | 13 | 2 | 180  | 10 | 0  |
| Olson,M    | .993  | 127 | 125 | 1023 | 90 | 8 | 1121 | 95 | 0  |
| Pinder,C   | 1.000 | 2   | 1   | 13   | 0  | 0 | 13   | 2  | 0  |
| Profar,J   | 1.000 | 1   | 1   | 6    | 1  | 0 | 7    | 2  | 0  |

| SECOND BASE | PCT   | G   | GS  | PO  | A   | E  | TC  | DP | TP |
|-------------|-------|-----|-----|-----|-----|----|-----|----|----|
| Barreto,F   | .935  | 18  | 13  | 18  | 40  | 4  | 62  | 5  | 0  |
| +Joseph,C   | .966  | 9   | 9   | 12  | 16  | 1  | 29  | 5  | 0  |
| +Neuse,S    | 1.000 | 20  | 13  | 22  | 20  | 0  | 42  | 7  | 0  |
| Pinder,C    | .963  | 21  | 12  | 24  | 28  | 2  | 54  | 5  | 0  |
| Profar,J    | .973  | 124 | 115 | 221 | 245 | 13 | 479 | 63 | 0  |

| THIRD BASE | PCT  | G   | GS  | PO  | A   | E | TC  | DP | TP |
|------------|------|-----|-----|-----|-----|---|-----|----|----|
| Chapman,M  | .981 | 156 | 152 | 146 | 311 | 9 | 466 | 27 | 0  |
| +Joseph,C  | .000 | 1   | 0   | 0   | 0   | 0 | 0   | 0  | 0  |
| +Neuse,S   | .938 | 5   | 2   | 4   | 11  | 1 | 16  | 1  | 0  |
| Pinder,C   | .938 | 17  | 8   | 10  | 20  | 2 | 32  | 3  | 0  |

| SHORTSTOP | PCT   | G   | GS  | PO  | A   | E  | TC  | DP | TP |
|-----------|-------|-----|-----|-----|-----|----|-----|----|----|
| Barreto,F | .889  | 5   | 1   | 2   | 6   | 1  | 9   | 3  | 0  |
| Pinder,C  | 1.000 | 3   | 0   | 1   | 2   | 0  | 3   | 0  | 0  |
| Semien,M  | .981  | 162 | 161 | 186 | 436 | 12 | 634 | 85 | 0  |

| OUTFIELD   | PCT   | G   | GS  | PO  | A  | E | TC  | DP | TP |
|------------|-------|-----|-----|-----|----|---|-----|----|----|
| +Bolt,S    | 1.000 | 4   | 2   | 10  | 0  | 0 | 10  | 0  | 0  |
| +Brown,S   | 1.000 | 23  | 16  | 23  | 2  | 0 | 25  | 0  | 0  |
| Canha,M    | .990  | 90  | 88  | 199 | 1  | 2 | 202 | 0  | 0  |
| Davis,K    | 1.000 | 4   | 4   | 3   | 0  | 0 | 3   | 0  | 0  |
| Grossman,R | 1.000 | 129 | 104 | 226 | 2  | 0 | 228 | 0  | 0  |
| Herrmann,C | .000  | 3   | 0   | 0   | 0  | 0 | 0   | 0  | 0  |
| Laureano,R | .977  | 122 | 115 | 285 | 10 | 7 | 302 | 2  | 0  |
| Martini,N  | 1.000 | 3   | 1   | 5   | 0  | 0 | 5   | 0  | 0  |
| Pinder,C   | .992  | 77  | 61  | 128 | 4  | 1 | 133 | 1  | 0  |
| Piscotty,S | 1.000 | 90  | 90  | 168 | 2  | 0 | 170 | 0  | 0  |
| Profar,J   | 1.000 | 8   | 5   | 8   | 0  | 0 | 8   | 0  | 0  |

## DAY-BY-DAY RESULTS

| DATE              | G       | OPP    | W-L | SCORE     | REC   | POS | GA/GB | LEADER AND LEAD | WINNER        | LOSER      | SAVE       | ATT.    | CUM. ATT. |
|-------------------|---------|--------|-----|-----------|-------|-----|-------|-----------------|---------------|------------|------------|---------|-----------|
| 3/20              | 1       | SEA^   | L   | 7-9       | 0-1   | 5   | -1    | SEA             | ½ Gonzales    | Fiers      | Strickland | 45,787* | 45,787    |
| 3/21              | 2       | SEA^   | L   | 4-5 (12)  | 0-2   | 5   | -2    | SEA             | 1 Rosscup     | Buchter    | Strickland | 46,451* | 92,238    |
| <b>(2 dates)</b>  |         |        |     |           |       |     |       |                 |               |            |            |         |           |
| 3/28              | 3       | LAA    | W   | 4-0       | 1-2   | 3   | -2    | SEA/HOU         | – Fiers       | Cahill     |            | 22,691  | 114,929   |
| 3/29              | 4       | LAA    | L   | 2-6       | 1-3   | 4   | -2    | SEA             | 1 Robles      | Soria      |            | 22,585  | 137,514   |
| 3/30              | 5       | LAA    | W   | 4-2       | 2-3   | 3   | -2    | SEA             | 1½ B.Anderson | Peña       | Treinen    | 16,051  | 153,565   |
| 3/31              | 6       | LAA    | W   | 2-1       | 3-3   | 3   | -2    | SEA             | 1½ Montas     | Skaggs     | Treinen    | 23,265  | 176,830   |
| 4/1               | 7       | BOS    | W   | 7-0       | 4-3   | 2   | -2    | SEA             | 2 Brooks      | Price      |            | 12,417  | 189,247   |
| 4/2               | 8       | BOS    | W   | 1-0       | 5-3   | 2   | -2    | SEA             | 2 Fiers       | Sale       | Treinen    | 12,721  | 201,968   |
| 4/3               | 9       | BOS    | L   | 3-6       | 5-4   | 3   | -2½   | SEA             | 2 Barnes      | Rodney     | Brasier    | 14,207  | 216,175   |
| 4/4               | 10      | BOS    | W   | 7-3       | 6-4   | 3   | -2    | SEA             | 1½ B.Anderson | Rodriguez  |            | 15,095  | 231,270   |
| <b>(10 dates)</b> |         |        |     |           |       |     |       |                 |               |            |            |         |           |
| 4/5               | 11      | at HOU | L   | 2-3       | 6-5   | 3   | -2    | SEA             | 1½ McHugh     | Montas     | Osuna      | 43,165  | 43,165    |
| 4/6               | 12      | at HOU | L   | 0-6       | 6-6   | 3   | -3    | SEA             | 2½ Miley      | Brooks     |            | 34,487  | 77,652    |
| 4/7               | 13      | at HOU | L   | 8-9       | 6-7   | 4   | -4    | SEA             | 3½ Osuna      | Treinen    |            | 34,902  | 112,554   |
| 4/8               | 14      | at BAL | L   | 4-12      | 6-8   | 5   | -5    | SEA             | 3½ Cashner    | Estrada    |            | 6,585   | 119,139   |
| 4/9               | 15      | at BAL | W   | 13-2      | 7-8   | t4  | -5    | SEA             | 3½ B.Anderson | Means      |            | 7,738   | 126,877   |
| 4/10              | 16      | at BAL | W   | 10-3      | 8-8   | t4  | -5    | SEA             | 3½ Montas     | Straily    |            | 7,974   | 134,851   |
| 4/11              | 17      | at BAL | W   | 8-5       | 9-8   | t3  | -5    | SEA             | 4 Brooks      | Bundy      | Treinen    | 8,374   | 143,225   |
| 4/12              | 18      | at TEX | W   | 8-6       | 10-8  | 3   | -4    | SEA             | 3 Trivino     | Martin     | Treinen    | 24,817  | 168,042   |
| 4/13              | at TEX  |        |     | PPD, Rain |       | 3   | 3½    | SEA             | 2             |            |            |         |           |
| 4/14              | 19      | at TEX | L   | 7-8       | 10-9  | t3  | -3½   | SEA             | 1 Springs     | Soria      | Leclerc    | 26,350  | 194,392   |
| <b>(9 dates)</b>  |         |        |     |           |       |     |       |                 |               |            |            |         |           |
| 4/15              | OFF DAY |        |     |           |       | t3  | -3    | SEA             | ½             |            |            |         |           |
| 4/16              | 20      | HOU    | L   | 1-9       | 10-10 | 4   | -3½   | HOU             | ½ McHugh      | Estrada    |            | 12,270  | 243,540   |
| 4/17              | 21      | HOU    | W   | 2-1       | 11-10 | 4   | -2½   | HOU             | ½ Montas      | Miley      | Treinen    | 11,323  | 254,863   |
| 4/18              | OFF DAY |        |     |           |       | 4   | -2½   | HOU/SEA         | –             |            |            |         |           |
| 4/19              | 22      | TOR    | L   | 1-5       | 11-11 | 4   | -3½   | HOU/SEA         | – Stroman     | Brooks     |            | 15,128  | 269,991   |
| 4/20              | 23      | TOR    | L   | 1-10      | 11-12 | 4   | -4½   | SEA             | 1 Gaviglio    | Fiers      |            | 31,140  | 301,131   |
| 4/21              | 24      | TOR    | L   | 4-5       | 11-13 | 4   | -4½   | SEA             | 1 Hudson      | B.Anderson | Giles      | 16,015  | 317,146   |
| 4/22              | 25      | TEX    | W   | 6-1       | 12-13 | 4   | -4    | SEA             | 1½ Bassitt    | Minor      |            | 8,073   | 325,219   |
| 4/23              | 26      | TEX    | W   | 11-5      | 13-13 | 4   | -3    | SEA             | ½ Montas      | Lynn       |            | 10,496  | 335,715   |
| 4/24              | 27      | TEX    | W   | 6-5       | 14-13 | t3  | -2½   | HOU             | ½ Treinen     | Martin     |            | 18,610  | 354,325   |
| <b>(18 dates)</b> |         |        |     |           |       |     |       |                 |               |            |            |         |           |
| 4/25              | OFF DAY |        |     |           |       | 3   | -2½   | SEA             | ½             |            |            |         |           |
| 4/26              | 28      | at TOR | L   | 2-4       | 14-14 | 3   | -3½   | SEA             | 1½ Giles      | Petit      |            | 28,688  | 223,080   |
| 4/27              | 29      | at TOR | L   | 1-7       | 14-15 | 4   | -3½   | SEA             | ½ Sanchez     | B.Anderson |            | 22,254  | 245,334   |
| 4/28              | 30      | at TOR | L   | 4-5 (11)  | 14-16 | 4   | -4    | HOU             | ½ Luciano     | Treinen    |            | 18,557  | 263,891   |
| 4/29              | 31      | at BOS | L   | 4-9       | 14-17 | 4   | -4    | HOU/SEA         | – Brasier     | Montas     | Barnes     | 30,866  | 294,757   |
| 4/30              | 32      | at BOS | L   | 1-5       | 14-18 | t4  | -5    | HOU             | 1 Porcello    | Brooks     |            | 31,754  | 326,511   |
| 5/1               | 33      | at BOS | L   | 3-7       | 14-19 | 5   | -5    | HOU             | 1 Walden      | Fiers      |            | 33,708  | 360,219   |
| 5/2               | OFF DAY |        |     |           |       | 5   | -4½   | HOU             | ½             |            |            |         |           |
| 5/3               | 34      | at PIT | W   | 14-1      | 15-19 | 5   | -4    | HOU             | 1 B.Anderson  | Musgrove   |            | 16,428  | 376,647   |
| 5/4               | 35      | at PIT | L   | 4-6       | 15-20 | 5   | -5    | HOU             | 2 Félix       | Wendelken  | Vazquez    | 26,447  | 403,094   |
| 5/5               | 36      | at PIT | L   | 3-5 (13)  | 15-21 | 5   | -6    | HOU             | 2 Lyons       | Rodney     |            | 18,517  | 421,611   |
| <b>(18 dates)</b> |         |        |     |           |       |     |       |                 |               |            |            |         |           |
| 5/6               | OFF DAY |        |     |           |       | 5   | -6½   | HOU             | 3             |            |            |         |           |
| 5/7               | 37      | CIN    | W   | 2-0       | 16-21 | 5   | -5½   | HOU             | 3 Fiers       | Mahle      |            | 11,794  | 366,119   |
| 5/8               | 38      | CIN    | W   | 5-4 (13)  | 17-21 | t4  | -5½   | HOU             | 3 Hendriks    | Stephenson |            | 9,096   | 375,215   |
| 5/9               | 39      | CIN    | L   | 0-3       | 17-22 | 5   | -6½   | HOU             | 4 Roark       | Bassitt    | Iglesias   | 19,694  | 394,909   |

REVIEW

**Day-By-Day Results, continued**

| DATE              | G       | OPP        | W-L            | SCORE     | REC   | POS | GA/<br>GB | LEADER<br>AND LEAD | WINNER | LOSER      | SAVE       | ATT.     | CUM.<br>ATT. |         |
|-------------------|---------|------------|----------------|-----------|-------|-----|-----------|--------------------|--------|------------|------------|----------|--------------|---------|
| 5/10              | 40      | CLE        | W              | 4-3 (12)  | 18-22 | 5   | -6%       | HOU                | 5      | Soria      | Hand       | 36,913   | 431,822      |         |
| 5/11              | 41      | CLE        | W              | 3-2       | 19-22 | t4  | -6%       | HOU                | 5%     | Treinen    | Cole       | 18,278   | 450,100      |         |
| 5/12              | 42      | CLE        | L              | 3-5       | 19-23 | t4  | -7%       | HOU                | 6%     | Rodriguez  | Mengden    | 18,891   | 468,991      |         |
| <b>(24 dates)</b> |         |            |                |           |       |     |           |                    |        |            |            |          |              |         |
| 5/13              | 43      | at SEA     | L              | 5-6 (10)  | 19-24 | 5   | -8%       | HOU                | 6%     | Brennan    | Soria      | 12,514   | 434,125      |         |
| 5/14              | 44      | at SEA     | L              | 3-4       | 19-25 | 5   | -9%       | HOU                | 7      | Leake      | B.Anderson | 11,363   | 445,488      |         |
| 5/15              | OFF DAY |            |                |           |       | 5   | -10       | HOU                | 7%     |            |            |          |              |         |
| 5/16              | 45      | at DET     | W              | 17-3      | 20-25 | 5   | -9%       | HOU                | 8      | Bassitt    | Turnbull   | 18,527   | 464,015      |         |
| 5/17              | 46      | at DET     | W              | 7-2       | 21-25 | 5   | -9%       | HOU                | 8      | Montas     | Norris     | 18,746   | 482,761      |         |
| 5/18              | 47      | at DET     | W              | 4-1       | 22-25 | t3  | -9%       | HOU                | 8%     | Mengden    | Boyd       | 22,913   | 505,674      |         |
| 5/19              | 48      | at DET#    | Suspended, 5-3 |           |       | t4  | -9        | HOU                | 8%     |            |            | 15,680   | 521,354      |         |
| 5/20              | 49      | at CLE     | W              | 6-4       | 23-25 | 3   | -9        | HOU                | 8%     | B.Anderson | Carrasco   | 12,563   | 533,917      |         |
| 5/21              | 50      | at CLE     | W              | 5-3       | 24-25 | 3   | -9        | HOU                | 8%     | Hendriks   | Bauer      | 13,705   | 547,622      |         |
| 5/22              | 51      | at CLE     | W              | 7-2       | 25-25 | 3   | -8        | HOU                | 7%     | Montas     | Rodriguez  | 17,010   | 564,632      |         |
| <b>(27 dates)</b> |         |            |                |           |       |     |           |                    |        |            |            |          |              |         |
| 5/23              | OFF DAY |            |                |           |       | 3   | -7%       | HOU                | 7      |            |            |          |              |         |
| 5/24              | 52      | SEA        | W              | 6-2       | 26-25 | 3   | -7%       | HOU                | 7      | Trivino    | LeBlanc    | 12,902   | 481,893      |         |
| 5/25              | 53      | SEA        | W              | 6-5       | 27-25 | 2   | -7%       | HOU                | 7%     | Fiers      | Kikuchi    | 18,975   | 500,868      |         |
| 5/26              | 54      | SEA        | W              | 7-1       | 28-25 | 2   | -6%       | HOU                | 6%     | B.Anderson | Leake      | 14,664   | 515,532      |         |
| 5/27              | 55      | LAA        | W              | 8-5       | 29-25 | 2   | -6%       | HOU                | 6%     | Bassitt    | Cahill     | 20,409   | 535,941      |         |
| 5/28              | 56      | LAA        | L              | 4-6       | 29-26 | 2   | -7%       | HOU                | 7%     | Buttrey    | Soria      | 13,060   | 549,001      |         |
| 5/29              | 57      | LAA        | L              | 7-12 (11) | 29-27 | 2   | -7%       | HOU                | 7%     | Ramirez    | Trivino    | 21,185   | 570,186      |         |
| 5/30              | OFF DAY |            |                |           |       | 2   | -7%       | HOU                | 7%     |            |            |          |              |         |
| 5/31              | 58      | HOU        | L              | 2-3       | 29-28 | t2  | -8%       | HOU                | 8%     | Rondon     | Trivino    | Osuna    | 14,519       | 584,705 |
| 6/1               | 59      | HOU        | L              | 1-5       | 29-29 | 3   | -9%       | HOU                | 8%     | Verlander  | B.Anderson | 20,425   | 605,130      |         |
| 6/2               | 60      | HOU        | L              | 4-6 (12)  | 29-30 | t3  | -10%      | HOU                | 8%     | James      | Trivino    | 23,144   | 628,274      |         |
| <b>(33 dates)</b> |         |            |                |           |       |     |           |                    |        |            |            |          |              |         |
| 6/3               | OFF DAY |            |                |           |       | 3   | -11       | HOU                | 9      |            |            |          |              |         |
| 6/4               | 61      | at LAA     | W              | 4-2       | 30-30 | 3   | -11       | HOU                | 10     | Montas     | Canning    | 36,009   | 600,641      |         |
| 6/5               | 62      | at LAA     | L              | 9-10      | 30-31 | 3   | -11       | HOU                | 9      | Robles     | Trivino    | 36,065   | 636,706      |         |
| 6/6               | 63      | at LAA     | W              | 7-4       | 31-31 | 3   | -11       | HOU                | 9      | Fiers      | Skaggs     | 34,109   | 670,815      |         |
| 6/7               | 64      | at TEX     | W              | 5-3       | 32-31 | 3   | -11       | HOU                | 10     | Petit      | Leclerc    | 25,120   | 695,935      |         |
| 6/8               | 65      | at TEX (D) | L              | 5-10      | 32-32 |     |           |                    |        | Springs    | Blackburn  | 22,327   | 718,262      |         |
|                   | 66      | at TEX (N) | L              | 1-3       | 32-33 | 3   | -11%      | HOU                | 8%     | SAMPSON    | Bassitt    | 39,514   | 757,776      |         |
| 6/9               | 67      | at TEX     | W              | 9-8       | 33-33 | 3   | -11%      | HOU                | 9%     | Montas     | Smyly      | 20,358   | 778,134      |         |
| 6/10              | 68      | at TB      | L              | 2-6       | 33-34 | 3   | -12       | HOU                | 9      | Morton     | T.Anderson | 16,091   | 794,225      |         |
| 6/11              | 69      | at TB      | W              | 4-3       | 34-34 | 3   | -12       | HOU                | 9      | Fiers      | Pagán      | 11,132   | 805,357      |         |
| 6/12              | 70      | at TB      | W              | 6-2       | 35-34 | 3   | -11       | HOU                | 9      | Hendriks   | Kolarek    | 17,946   | 823,303      |         |
| <b>(37 dates)</b> |         |            |                |           |       |     |           |                    |        |            |            |          |              |         |
| 6/13              | OFF DAY |            |                |           |       | 3   | -11       | HOU                | 9%     |            |            |          |              |         |
| 6/14              | 71      | SEA        | L              | 2-9       | 35-35 | 3   | -12       | HOU                | 9%     | Gonzales   | Bassitt    | 21,387   | 649,661      |         |
| 6/15              | 72      | SEA        | W              | 11-2      | 36-35 | 3   | -12       | HOU                | 9%     | Montas     | Bautista   | 14,846   | 664,507      |         |
| 6/16              | 73      | SEA        | L              | 3-6       | 36-36 | 3   | -12       | HOU                | 9%     | Leake      | Trivino    | Elías    | 30,242       | 694,749 |
| 6/17              | 74      | BAL        | W              | 3-2       | 37-36 | 3   | -11       | HOU                | 8%     | Fiers      | Cashner    | 12,345   | 707,094      |         |
| 6/18              | 75      | BAL        | W              | 16-2      | 38-36 | 3   | -10       | HOU                | 8%     | B.Anderson | Ynoa       | 14,310   | 721,404      |         |
| 6/19              | 76      | BAL        | W              | 8-3       | 39-36 | 3   | -9        | HOU                | 8%     | Bassitt    | Rogers     | 15,341   | 736,745      |         |
| 6/20              | 77      | TB         | W              | 5-4       | 40-36 | 3   | -8        | HOU                | 7%     | Trivino    | Castillo   | 12,351   | 749,096      |         |
| 6/21              | 78      | TB         | L              | 3-5       | 40-37 | 3   | -8        | HOU                | 7%     | Pruitt     | T.Anderson | Pagán    | 16,126       | 765,222 |
| 6/22              | 79      | TB         | W              | 4-2       | 41-37 | 3   | -7        | HOU                | 6%     | Petit      | Castillo   | Hendriks | 26,623       | 791,845 |
| 6/23              | 80      | TB         | L              | 2-8       | 41-38 | 3   | -8        | HOU                | 6%     | Yarbrough  | B.Anderson | 17,006   | 808,851      |         |
| <b>(43 dates)</b> |         |            |                |           |       |     |           |                    |        |            |            |          |              |         |
| 6/24              | OFF DAY |            |                |           |       | 3   | -8        | HOU                | 6%     |            |            |          |              |         |
| 6/25              | 81      | at STL     | W              | 7-3       | 42-38 | 3   | -8        | HOU                | 6%     | Wendelken  | Flaherty   | 40,556   | 863,859      |         |
| 6/26              | 82      | at STL     | W              | 2-0       | 43-38 | 3   | -7        | HOU                | 5%     | Mengden    | Wainwright | Hendriks | 44,871       | 908,730 |
| 6/27              | 83      | at LAA     | L              | 3-8       | 43-39 | 3   | -7        | HOU                | 4%     | Canning    | T.Anderson | 40,231   | 948,961      |         |
| 6/28              | 84      | at LAA     | W              | 7-2       | 44-39 | 3   | -7        | HOU                | 4%     | Fiers      | Ramirez    | 41,913   | 990,874      |         |
| 6/29              | 85      | at LAA     | W              | 4-0       | 45-39 | 3   | -7        | HOU                | 5%     | B.Anderson | Skaggs     | 41,447   | 1,032,321    |         |
| 6/30              | 86      | at LAA     | W              | 12-3      | 46-39 | 3   | -7        | HOU                | 6%     | Bassitt    | Heaney     | 37,668   | 1,069,989    |         |
| <b>(43 dates)</b> |         |            |                |           |       |     |           |                    |        |            |            |          |              |         |
| 7/1               | OFF DAY |            |                |           |       | 3   | -7        | HOU                | 6%     |            |            |          |              |         |
| 7/2               | 87      | MIN        | W              | 8-6       | 47-39 | 2   | -7        | HOU                | 7      | Mengden    | Odorizzi   | Hendriks | 13,926       | 822,777 |
| 7/3               | 88      | MIN        | L              | 3-4 (12)  | 47-40 | 2   | -8        | HOU                | 8      | Parker     | Treinen    | Rogers   | 31,570       | 854,347 |
| 7/4               | 89      | MIN        | W              | 7-2       | 48-40 | 2   | -7%       | HOU                | 7%     | Wang       | Berrios    | 20,836   | 875,183      |         |
| <b>(46 dates)</b> |         |            |                |           |       |     |           |                    |        |            |            |          |              |         |



| DATE   | G              | OPP    | W-L | SCORE    | GA/LEADER |     |     |          | WINNER | LOSER      | SAVE       | CUM.     |        |           |
|--------|----------------|--------|-----|----------|-----------|-----|-----|----------|--------|------------|------------|----------|--------|-----------|
|        |                |        |     |          | REC       | POS | GB  | AND LEAD |        |            |            | ATT.     | ATT.   |           |
| 7/5    | 90             | at SEA | W   | 5-2      | 49-40     | 2   | -6% | HOU      | 6%     | B.Anderson | Kikuchi    | Hendriks | 19,736 | 1,089,725 |
| 7/6    | 91             | at SEA | L   | 3-6      | 49-41     | 2   | -7% | HOU      | 7%     | Gonzales   | Bassitt    | Hendriks | 24,307 | 1,114,032 |
| 7/7    | 92             | at SEA | W   | 7-4      | 50-41     | 2   | -7% | HOU      | 7%     | Mengden    | Carasiti   | Hendriks | 25,830 | 1,139,862 |
| 7/8-10 | ALL-STAR BREAK |        |     |          |           | 2   | -7% | HOU      | 7%     |            |            |          |        |           |
| 7/11   | OFF DAY        |        |     |          |           | 2   | -7  | HOU      | 7      |            |            |          |        |           |
| 7/12   | 93             | CWS    | W   | 5-1      | 51-41     | 2   | -6  | HOU      | 6      | Fiers      | Nova       | Hendriks | 18,504 | 893,687   |
| 7/13   | 94             | CWS    | W   | 13-2     | 52-41     | 2   | -6  | HOU      | 6      | Bassitt    | Covey      | Hendriks | 22,222 | 915,909   |
| 7/14   | 95             | CWS    | W   | 3-2      | 53-41     | 2   | -6  | HOU      | 6      | Hendriks   | Fry        | Hendriks | 20,350 | 936,259   |
| 7/15   | OFF DAY        |        |     |          |           | 2   | -5% | HOU      | 5%     |            |            |          |        |           |
| 7/16   | 96             | SEA    | W   | 9-2      | 54-41     | 2   | -4% | HOU      | 4%     | Mengden    | Gonzales   | Hendriks | 18,718 | 954,977   |
| 7/17   | 97             | SEA    | W   | 10-2     | 55-41     | 2   | -4% | HOU      | 4%     | Bailey     | Milone     | Hendriks | 19,161 | 974,138   |
| 7/18   | 98             | at MIN | L   | 3-6      | 55-42     | 2   | -5% | HOU      | 5%     | Gibson     | Petit      | Rogers   | 28,432 | 1,168,294 |
| 7/19   | 99             | at MIN | W   | 5-3      | 56-42     | 2   | -5% | HOU      | 5%     | Bassitt    | Harper     | Hendriks | 31,082 | 1,199,376 |
| 7/20   | 100            | at MIN | W   | 5-4      | 57-42     | 2   | -5% | HOU      | 5%     | Treinen    | Rogers     | Hendriks | 32,270 | 1,231,646 |
| 7/21   | 101            | at MIN | L   | 6-7      | 57-43     | 2   | -6% | HOU      | 6%     | Stewart    | Hendriks   | Hendriks | 34,070 | 1,265,716 |
| 7/22   | 102            | at HOU | L   | 1-11     | 57-44     | 2   | -7% | HOU      | 7%     | Cole       | Bailey     | Hendriks | 41,534 | 1,307,250 |
| 7/23   | 103            | at HOU | W   | 4-3 (11) | 58-44     | 2   | -6% | HOU      | 6%     | Petit      | McHugh     | Hendriks | 39,204 | 1,346,454 |
| 7/24   | 104            | at HOU | L   | 2-4      | 58-45     | 2   | -7% | HOU      | 7%     | Verlander  | Bassitt    | Osuna    | 41,838 | 1,388,292 |
| 7/25   | 105            | TEX    | L   | 3-11     | 58-46     | 2   | -8  | HOU      | 8      | Jurado     | B.Anderson | Hendriks | 11,854 | 985,992   |
| 7/26   | 106            | TEX    | L   | 2-5      | 58-47     | 2   | -8  | HOU      | 8      | Lynn       | Mengden    | Martin   | 14,952 | 1,000,944 |
| 7/27   | 107            | TEX    | W   | 5-4      | 59-47     | 2   | -8  | HOU      | 8      | Bailey     | Sampson    | Hendriks | 36,468 | 1,037,412 |
| 7/28   | 108            | TEX    | W   | 6-5      | 60-47     | 2   | -8  | HOU      | 8      | Treinen    | Leclerc    | Hendriks | 18,906 | 1,056,318 |
| 7/29   | OFF DAY        |        |     |          |           | 2   | -8  | HOU      | 8      |            |            |          |        |           |
| 7/30   | 109            | MIL    | W   | 3-2 (10) | 61-47     | 2   | -8  | HOU      | 8      | Treinen    | Hader      | Hendriks | 17,291 | 1,073,609 |
| 7/31   | 110            | MIL    | L   | 2-4      | 61-48     | 2   | -8  | HOU      | 8      | Lyles      | B.Anderson | Hader    | 14,864 | 1,088,473 |
| 8/1    | 111            | MIL    | W   | 5-3      | 62-48     | 2   | -8  | HOU      | 8      | Treinen    | Hader      | Hendriks | 17,029 | 1,105,502 |
| 8/2    | OFF DAY        |        |     |          |           | 2   | -8% | HOU      | 8%     |            |            |          |        |           |
| 8/3    | 112            | STL    | W   | 8-3      | 63-48     | 2   | -8% | HOU      | 8%     | Fiers      | Hudson     | Hendriks | 24,851 | 1,130,353 |
| 8/4    | 113            | STL    | W   | 4-2      | 64-48     | 2   | -8% | HOU      | 8%     | Roark      | Wainwright | Hendriks | 24,603 | 1,154,956 |
| 8/5    | 114            | at CHI | L   | 5-6      | 64-49     | 2   | -9  | HOU      | 9      | Wick       | Treinen    | Phelps   | 40,721 | 1,429,013 |
| 8/6    | 115            | at CHI | W   | 11-4     | 65-49     | 2   | -9  | HOU      | 9      | B.Anderson | Lester     | Hendriks | 40,627 | 1,469,640 |
| 8/7    | 116            | at CHI | L   | 1-10     | 65-50     | 2   | -10 | HOU      | 10     | Quintana   | Bailey     | Hendriks | 41,179 | 1,510,819 |
| 8/8    | OFF DAY        |        |     |          |           | 2   | -10 | HOU      | 10     |            |            |          |        |           |

REVIEW

### A'S STARTS IN THE BATTING ORDER, 2019

| PLAYER   | 1   | 2  | 3  | 4  | 5  | 6  | 7  | 8  | 9  |
|----------|-----|----|----|----|----|----|----|----|----|
| Barreto  | -   | -  | -  | -  | -  | -  | 1  | 4  | 9  |
| Bolt     | -   | -  | -  | -  | -  | -  | -  | 1  | 1  |
| Brown    | -   | -  | -  | -  | 9  | 7  | -  | 1  | -  |
| Canha    | -   | 7  | -  | 40 | 37 | 22 | 3  | 3  | -  |
| Chapman  | -   | 88 | 64 | -  | -  | -  | -  | -  | -  |
| Davis    | -   | -  | -  | 78 | 12 | 29 | 8  | -  | -  |
| Garneau  | -   | -  | -  | -  | -  | -  | -  | 3  | 2  |
| Grossman | 16  | 34 | -  | -  | -  | 18 | 19 | 12 | 4  |
| Herrmann | -   | -  | -  | -  | -  | 2  | -  | 12 | 9  |
| Hundley  | -   | -  | -  | -  | -  | -  | -  | 1  | 22 |
| Joseph   | -   | -  | -  | -  | -  | 1  | 3  | 5  | 1  |
| Laureano | 1   | 8  | -  | 1  | 26 | 9  | 29 | 41 | -  |
| Martini  | -   | 2  | -  | -  | -  | -  | -  | -  | -  |
| Morales  | -   | -  | -  | 3  | 18 | 7  | -  | -  | -  |
| Murphy   | -   | -  | -  | -  | -  | -  | 2  | 7  | 4  |
| Neuse    | -   | -  | -  | -  | -  | -  | 1  | 9  | 6  |
| Olson    | -   | 1  | 73 | 37 | 7  | 6  | 1  | -  | -  |
| Phegley  | -   | -  | -  | -  | -  | 2  | -  | 6  | 82 |
| Pinder   | -   | 4  | 1  | -  | 24 | 16 | 23 | 14 | 1  |
| Piscotty | -   | -  | 24 | 3  | 26 | 26 | 13 | -  | -  |
| Profar   | -   | 9  | -  | -  | 3  | 14 | 55 | 41 | 4  |
| Semien   | 145 | 9  | -  | -  | -  | 3  | 4  | 1  | -  |
| Taylor   | -   | -  | -  | -  | -  | -  | -  | 1  | 7  |

**Day-By-Day Results, continued**

| DATE | G   | OPP     | W-L | SCORE    | REC   | POS | GA/<br>GB | LEADER<br>AND LEAD | WINNER     | LOSER      | SAVE     | ATT.    | CUM.<br>ATT.            |
|------|-----|---------|-----|----------|-------|-----|-----------|--------------------|------------|------------|----------|---------|-------------------------|
| 8/9  | 117 | at CWS  | W   | 7-0      | 66-50 | 2   | -10       | HOU 10             | Fiers      | Detwiler   |          | 18,318  | 1,529,137               |
| 8/10 | 118 | at CWS  | L   | 2-3      | 66-51 | 2   | -11       | HOU 11             | López      | Roark      | Colomé   | 27,026  | 1,556,163               |
| 8/11 | 119 | at CWS  | W   | 2-0      | 67-51 | 2   | -10       | HOU 10             | Bassitt    | Giolito    | Hendriks | 30,951  | 1,587,114               |
| 8/12 |     | OFF DAY |     |          |       | 2   | -10       | HOU 10             |            |            |          |         |                         |
| 8/13 | 120 | at SF   | L   | 2-3      | 67-52 | 2   | -10%      | HOU 10%            | Bumgarner  | B.Anderson | Smith    | 36,663  | 1,623,777               |
| 8/14 | 121 | at SF   | W   | 9-5      | 68-52 | 2   | -9%       | HOU 9%             | Bailey     | Beede      | Hendriks | 39,511  | 1,663,288<br>(61 dates) |
| 8/15 | 122 | HOU     | W   | 7-6      | 69-52 | 2   | -8%       | HOU 8%             | Diekman    | Devenski   | Hendriks | 15,323  | 1,170,279               |
| 8/16 | 123 | HOU     | W   | 3-2 (13) | 70-52 | 2   | -7%       | HOU 7%             | Trivino    | Sneed      |          | 22,768  | 1,193,047               |
| 8/17 | 124 | HOU     | W   | 8-4      | 71-52 | 2   | -6%       | HOU 6%             | Bassitt    | Armenteros |          | 21,428  | 1,214,475               |
| 8/18 | 125 | HOU     | L   | 1-4      | 71-53 | 2   | -7%       | HOU 7%             | Greinke    | B.Anderson | Osuna    | 22,372  | 1,236,847               |
| 8/19 |     | OFF DAY |     |          |       | 2   | -8        | HOU 8              |            |            |          |         |                         |
| 8/20 | 126 | NYN     | W   | 6-2      | 72-53 | 2   | -8        | HOU 8              | Bailey     | German     |          | 21,471  | 1,258,318               |
| 8/21 | 127 | NYN     | W   | 6-4      | 73-53 | 2   | -7        | HOU 7              | Fiers      | Happ       | Hendriks | 22,017  | 1,280,335               |
| 8/22 | 128 | NYN     | W   | 5-3      | 74-53 | 2   | -7        | HOU 7              | Roark      | Tanaka     | Soria    | 24,758  | 1,305,093               |
| 8/23 |     | OFF DAY |     |          |       | 2   | -7%       | HOU 7%             |            |            |          |         |                         |
| 8/24 | 129 | SF      | L   | 5-10     | 74-54 | 2   | -8%       | HOU 8%             | Coonrod    | Petit      |          | *53,367 | 1,358,460               |
| 8/25 | 130 | SF      | L   | 4-5      | 74-55 | 2   | -9%       | HOU 9%             | Coonrod    | Diekman    | Smith    | *47,321 | 1,405,781<br>(69 dates) |
| 8/26 | 131 | at KC   | W   | 19-4     | 75-55 | 2   | -9        | HOU 9              | Bailey     | Keller     |          | 13,595  | 1,676,883               |
| 8/27 | 132 | at KC   | W   | 2-1      | 76-55 | 2   | -9        | HOU 9              | Fiers      | Montgomery | Hendriks | 13,669  | 1,690,552               |
| 8/28 | 133 | at KC   | L   | 4-6      | 76-56 | 2   | -10       | HOU 10             | Hill       | Treinen    | Kennedy  | 15,049  | 1,705,601               |
| 8/29 | 134 | at KC   | W   | 9-8      | 77-56 | 2   | -9        | HOU 9              | Petit      | Sparkman   | Hendriks | 13,844  | 1,719,445               |
| 8/30 | 135 | at NYY  | W   | 8-2      | 78-56 | 2   | -9        | HOU 9              | B.Anderson | Kahnle     |          | 47,265  | 1,766,710               |
| 8/31 | 136 | at NYY  | L   | 3-4 (11) | 78-57 | 2   | -9        | HOU 9              | Garrin     | Trivino    |          | 44,462  | 1,811,172               |
| 9/1  | 137 | at NYY  | L   | 4-5      | 78-58 | 2   | -10       | HOU 10             | Ottavino   | Hendriks   |          | 42,860  | 1,854,032<br>(68 dates) |
| 9/2  |     | OFF DAY |     |          |       | 2   | -10%      | HOU 10%            |            |            |          |         |                         |
| 9/3  | 138 | LAA     | W   | 7-5      | 79-58 | 2   | -9%       | HOU 9%             | Petit      | Ramírez    | Hendriks | 14,031  | 1,419,812               |
| 9/4  | 139 | LAA     | W   | 4-0      | 80-58 | 2   | -9        | HOU 9              | Roark      | Sandoval   |          | 12,597  | 1,432,409               |
| 9/5  | 140 | LAA     | W   | 10-6     | 81-58 | 2   | -9        | HOU 9              | Puk        | Buttrey    |          | 14,013  | 1,446,422               |
| 9/6  |     | at DET# |     | 7-3      | 82-58 |     |           |                    | Fiers      | Reininger  |          |         |                         |
|      | 141 | DET     | L   | 4-5 (11) | 82-59 | 2   | -9%       | HOU 9%             | Schrieber  | Blackburn  | Jimenez  | 16,080  | 1,462,502               |
| 9/7  | 142 | DET     | W   | 10-2     | 83-59 | 2   | -9%       | HOU 9%             | Bassitt    | Zimmermann |          | 32,623  | 1,495,125               |
| 9/8  | 143 | DET     | W   | 3-1      | 84-59 | 2   | -9%       | HOU 9%             | Manaea     | Norris     | Hendriks | 24,550  | 1,519,675<br>(75 dates) |
| 9/9  | 144 | at HOU  | L   | 0-15     | 84-60 | 2   | -10%      | HOU 10%            | Greinke    | Fiers      |          | 38,289  | 1,892,321               |
| 9/10 | 145 | at HOU  | W   | 21-7     | 85-60 | 2   | -9%       | HOU 9%             | Roark      | Miley      | Mengden  | 32,100  | 1,924,421               |
| 9/11 | 146 | at HOU  | W   | 5-3      | 86-60 | 2   | -8%       | HOU 8%             | B.Anderson | James      | Hendriks | 32,938  | 1,957,359               |
| 9/12 | 147 | at HOU  | W   | 3-2      | 87-60 | 2   | -7%       | HOU 7%             | Bailey     | Verlander  | Hendriks | 34,024  | 1,991,383               |
| 9/13 | 148 | at TEX  | W   | 14-9     | 88-60 | 2   | -7%       | HOU 7%             | Wendelken  | Gibaut     |          | 27,813  | 2,019,196               |
| 9/14 | 149 | at TEX  | W   | 8-6      | 89-60 | 2   | -7%       | HOU 7%             | Buchter    | Minor      | Hendriks | 31,928  | 2,051,124               |
| 9/15 | 150 | at TEX  | W   | 6-1      | 90-60 | 2   | -7%       | HOU 7%             | Manaea     | Hernandez  | Luzardo  | 26,064  | 2,077,188<br>(75 dates) |
| 9/16 | 151 | KC      | L   | 5-6      | 90-61 | 2   | -8        | HOU 8              | McCarthy   | Hendriks   | Kennedy  | 12,902  | 1,532,577               |
| 9/17 | 152 | KC      | W   | 2-1      | 91-61 | 2   | -8        | HOU 8              | Puk        | López      | Hendriks | 14,992  | 1,547,569               |
| 9/18 | 153 | KC      | W   | 1-0 (11) | 92-61 | 2   | -8        | HOU 8              | Wendelken  | Hahn       |          | 16,714  | 1,564,283               |
| 9/19 |     | OFF DAY |     |          |       | 2   | -8        | HOU 8              |            |            |          |         |                         |
| 9/20 | 154 | TEX     | W   | 8-0      | 93-61 | 2   | -8        | HOU 8              | Fiers      | Minor      |          | 29,579  | 1,593,862               |
| 9/21 | 155 | TEX     | W   | 12-3     | 94-61 | 2   | -7        | HOU 7              | Manaea     | Burke      |          | 29,896  | 1,623,758               |
| 9/22 | 156 | TEX     | L   | 3-8      | 94-62 | 2   | -8        | HOU 8              | Lynn       | Roark      |          | 38,453  | 1,662,211<br>(81 dates) |
| 9/23 |     | OFF DAY |     |          |       | 2   | -8        | HOU 8              |            |            |          |         |                         |
| 9/24 | 157 | at LAA  | L   | 2-3      | 94-63 | 2   | -9        | HOU 9              | Peters     | Bailey     | Robles   | 34,505  | 2,111,693               |
| 9/25 | 158 | at LAA  | W   | 3-2      | 95-63 | 2   | -9        | HOU 9              | Soria      | Robles     | Hendriks | 36,865  | 2,148,558               |
| 9/26 | 159 | at SEA  | W   | 3-1      | 96-63 | 2   | -8        | HOU 8              | Manaea     | Hernández  | Hendriks | 20,921  | 2,169,479               |
| 9/27 | 160 | at SEA  | L   | 3-4      | 96-64 | 2   | -9        | HOU 9              | Warren     | Hendriks   |          | 24,092  | 2,193,571               |
| 9/28 | 161 | at SEA  | W   | 1-0      | 97-64 | 2   | -9        | HOU 9              | B.Anderson | Gonzalez   | Luzardo  | 26,401  | 2,219,972               |
| 9/29 | 162 | at SEA  | L   | 1-3      | 97-65 | 2   | -10       | HOU 10             | McClain    | Roark      | Bass     | 16,851  | 2,236,823<br>(81 dates) |

# indicates game at Tokyo. \* indicates sellout. CAPS indicates complete game.

# May 19 game suspended in bottom of the seventh with the A's leading 5-3...completed on Sept. 6. Record, Position and Games Ahead/Behind reflect marks in real time (i.e. suspended game not added until it was completed).

# WILD CARD STATISTICS

+ = ROOKIE

| PLAYER           | AVG         | G        | AB        | R        | H        | TB        | 2B       | 3B       | HR       | RBI      | SH       | SF       | HP       | BB       | IBB       | SO       | SB       | CS       | GI       |          |          | E           | SLG         | OBP  |
|------------------|-------------|----------|-----------|----------|----------|-----------|----------|----------|----------|----------|----------|----------|----------|----------|-----------|----------|----------|----------|----------|----------|----------|-------------|-------------|------|
|                  |             |          |           |          |          |           |          |          |          |          |          |          |          |          |           |          |          |          | DP       | DP       | DP       |             |             |      |
| Barreto,F        | .000        | 0        | 0         | 0        | 0        | 0         | 0        | 0        | 0        | 0        | 0        | 0        | 0        | 0        | 0         | 0        | 0        | 0        | 0        | 0        | 0        | 0           | .000        | .000 |
| +Brown,S         | .000        | 1        | 1         | 0        | 0        | 0         | 0        | 0        | 0        | 0        | 0        | 0        | 0        | 0        | 0         | 0        | 0        | 0        | 0        | 0        | 0        | 0           | .000        | .000 |
| Canha,M          | .000        | 1        | 3         | 0        | 0        | 0         | 0        | 0        | 0        | 0        | 0        | 0        | 0        | 1        | 0         | 2        | 0        | 0        | 0        | 0        | 0        | 0           | .000        | .250 |
| Chapman,M        | .333        | 1        | 3         | 0        | 1        | 1         | 0        | 0        | 0        | 0        | 0        | 0        | 0        | 1        | 0         | 0        | 0        | 0        | 0        | 0        | 0        | 0           | .333        | .500 |
| Davis,K          | .000        | 1        | 4         | 0        | 0        | 0         | 0        | 0        | 0        | 0        | 0        | 0        | 0        | 0        | 0         | 3        | 0        | 0        | 0        | 0        | 0        | 0           | .000        | .000 |
| Grossman,R       | .500        | 1        | 4         | 0        | 2        | 2         | 0        | 0        | 0        | 0        | 0        | 0        | 0        | 0        | 0         | 1        | 0        | 0        | 0        | 0        | 0        | 0           | .500        | .500 |
| Laureano,R       | .333        | 1        | 3         | 0        | 1        | 1         | 0        | 0        | 0        | 1        | 0        | 1        | 0        | 0        | 0         | 1        | 0        | 0        | 0        | 0        | 0        | 0           | .333        | .250 |
| +Murphy,S        | .000        | 1        | 1         | 0        | 0        | 0         | 0        | 0        | 0        | 0        | 0        | 0        | 0        | 0        | 0         | 0        | 0        | 0        | 0        | 1        | 0        | 0           | .000        | .000 |
| +Neuse,S         | .000        | 0        | 0         | 0        | 0        | 0         | 0        | 0        | 0        | 0        | 0        | 0        | 0        | 0        | 0         | 0        | 0        | 0        | 0        | 0        | 0        | 0           | .000        | .000 |
| Olson,M          | .333        | 1        | 3         | 0        | 1        | 1         | 0        | 0        | 0        | 0        | 0        | 0        | 0        | 1        | 0         | 1        | 0        | 0        | 1        | 0        | 0        | 0           | .333        | .500 |
| Phegley,J        | .000        | 1        | 2         | 0        | 0        | 0         | 0        | 0        | 0        | 0        | 0        | 0        | 0        | 0        | 0         | 1        | 0        | 0        | 0        | 0        | 0        | 0           | .000        | .000 |
| Pinder,C         | .000        | 0        | 0         | 0        | 0        | 0         | 0        | 0        | 0        | 0        | 0        | 0        | 0        | 0        | 0         | 0        | 0        | 0        | 0        | 0        | 0        | 0           | .000        | .000 |
| Profar,J         | .500        | 1        | 4         | 0        | 2        | 2         | 0        | 0        | 0        | 0        | 0        | 0        | 0        | 0        | 0         | 1        | 0        | 0        | 0        | 0        | 0        | 0           | .500        | .500 |
| Semien,M         | .200        | 1        | 5         | 1        | 1        | 1         | 0        | 0        | 0        | 0        | 0        | 0        | 0        | 0        | 0         | 2        | 0        | 0        | 0        | 0        | 0        | 0           | .200        | .200 |
| <b>OAKLAND</b>   | <b>.242</b> | <b>1</b> | <b>33</b> | <b>1</b> | <b>8</b> | <b>8</b>  | <b>0</b> | <b>0</b> | <b>1</b> | <b>0</b> | <b>1</b> | <b>0</b> | <b>3</b> | <b>0</b> | <b>12</b> | <b>0</b> | <b>0</b> | <b>2</b> | <b>0</b> | <b>2</b> | <b>0</b> | <b>.242</b> | <b>.297</b> |      |
| <b>OPPONENTS</b> | <b>.206</b> | <b>1</b> | <b>34</b> | <b>5</b> | <b>7</b> | <b>19</b> | <b>0</b> | <b>0</b> | <b>4</b> | <b>5</b> | <b>0</b> | <b>0</b> | <b>2</b> | <b>0</b> | <b>12</b> | <b>1</b> | <b>0</b> | <b>0</b> | <b>1</b> | <b>0</b> | <b>0</b> | <b>.559</b> | <b>.250</b> |      |

| PITCHER          | W        | L        | ERA         | G        | GS       | CG       | GF       | SHO      | SV       | IP         | H        | R        | ER       | HR       | HB       | BB       | IBB      | SO        | WP       | BK       | AVG         |           |
|------------------|----------|----------|-------------|----------|----------|----------|----------|----------|----------|------------|----------|----------|----------|----------|----------|----------|----------|-----------|----------|----------|-------------|-----------|
|                  |          |          |             |          |          |          |          |          |          |            |          |          |          |          |          |          |          |           |          |          |             | Bassitt,C |
| Buchter,R        | 0        | 0        | ---         | 0        | 0        | 0        | 0        | 0        | 0        | 0.0        | 0        | 0        | 0        | 0        | 0        | 0        | 0        | 0         | 0        | 0        | 0           | .000      |
| Diekman,J        | 0        | 0        | 0.00        | 1        | 0        | 0        | 0        | 0        | 0        | 0.1        | 0        | 0        | 0        | 0        | 0        | 0        | 0        | 0         | 0        | 0        | 0           | .000      |
| Fiers,M          | 0        | 0        | ---         | 0        | 0        | 0        | 0        | 0        | 0        | 0.0        | 0        | 0        | 0        | 0        | 0        | 0        | 0        | 0         | 0        | 0        | 0           | .000      |
| Hendriks,L       | 0        | 0        | 0.00        | 1        | 0        | 0        | 1        | 0        | 0        | 1.0        | 0        | 0        | 0        | 0        | 0        | 0        | 0        | 1         | 0        | 0        | 0           | .000      |
| +Luzardo,J       | 0        | 0        | 0.00        | 1        | 0        | 0        | 0        | 0        | 0        | 3.0        | 1        | 0        | 0        | 0        | 0        | 2        | 0        | 4         | 0        | 0        | 0           | .100      |
| Manaea,S         | 0        | 1        | 18.00       | 1        | 1        | 0        | 0        | 0        | 0        | 2.0        | 4        | 4        | 4        | 3        | 0        | 0        | 0        | 5         | 0        | 0        | 0           | .400      |
| Petit,Y          | 0        | 0        | 3.38        | 1        | 0        | 0        | 0        | 0        | 0        | 2.2        | 2        | 1        | 1        | 1        | 0        | 0        | 0        | 2         | 0        | 0        | 0           | .200      |
| +Puk,A           | 0        | 0        | ---         | 0        | 0        | 0        | 0        | 0        | 0        | 0.0        | 0        | 0        | 0        | 0        | 0        | 0        | 0        | 0         | 0        | 0        | 0           | .000      |
| Soria,J          | 0        | 0        | ---         | 0        | 0        | 0        | 0        | 0        | 0        | 0.0        | 0        | 0        | 0        | 0        | 0        | 0        | 0        | 0         | 0        | 0        | 0           | .000      |
| Wendelken,J      | 0        | 0        | ---         | 0        | 0        | 0        | 0        | 0        | 0        | 0.0        | 0        | 0        | 0        | 0        | 0        | 0        | 0        | 0         | 0        | 0        | 0           | .000      |
| <b>OAKLAND</b>   | <b>0</b> | <b>1</b> | <b>5.00</b> | <b>1</b> | <b>1</b> | <b>0</b> | <b>1</b> | <b>0</b> | <b>0</b> | <b>9.0</b> | <b>7</b> | <b>5</b> | <b>5</b> | <b>4</b> | <b>0</b> | <b>2</b> | <b>0</b> | <b>12</b> | <b>0</b> | <b>0</b> | <b>.206</b> |           |
| <b>OPPONENTS</b> | <b>1</b> | <b>0</b> | <b>0.00</b> | <b>1</b> | <b>1</b> | <b>0</b> | <b>1</b> | <b>0</b> | <b>0</b> | <b>9.0</b> | <b>8</b> | <b>1</b> | <b>0</b> | <b>0</b> | <b>0</b> | <b>3</b> | <b>0</b> | <b>12</b> | <b>0</b> | <b>0</b> | <b>.242</b> |           |

# WILD CARD RESULTS

| DATE | G | OPP | W-L | SCORE | REC | WINNER | LOSER  | SAVE | ATT.   |
|------|---|-----|-----|-------|-----|--------|--------|------|--------|
| 10/2 | 1 | TB  | L   | 1-5   | 0-1 | Morton | Manaea |      | 54,005 |

## A'S 2019 AT A GLANCE

|   |                                   |  |
|---|-----------------------------------|--|
| Season High .....+33 (3 times, last: 97-64 on 9/28) | First Game of Series.....31-22    | More HR Than Opp.....60-15             |
| Season Low .....15-21/19-25 (May 5/14)              | Last Game of Series.....31-22     | Fewer HR Than Opp.....12-38            |
| March .....3-3                                      | A's Score First .....65-31        | Same Total HR of Opp.....25-12         |
| April.....11-15                                     | Opponent Scores First .....32-34  | Starter Pitches 7 or More.....16-4     |
| May .....16-10                                      | Leading After 7th.....83-11       | Starter Pitches Less Than 7 .....81-61 |
| June .....17-11                                     | Leading After 8th.....85-4        | When Scoring 4 or More.....78-23       |
| July .....15-9                                      | Tied After 7th.....10-7           | When Scoring Less Than 4.....19-42     |
| August.....17-9                                     | Tied After 8th.....8-14           | Last At Bat .....16-19                 |
| September.....18-8                                  | Trailing After 7th.....4-47       | Replay Challenges .....13-20           |
| Home Series.....18-6-3                              | Trailing After 8th.....4-47       | Different Lineups .....138             |
| Road Series.....12-8-6                              | Commit No Errors.....65-37        |  |
| Series Sweeps.....12-8                              | Commit 1 or More Errors.....32-28 |  |

# WILD CARD DAY-BY-DAY

| DATE   | POS | GB  | WC1     | WC2     | DATE | POS | GB  | WC1      | WC2     | DATE | POS | GB  | WC1    | WC2    |
|--------|-----|-----|---------|---------|------|-----|-----|----------|---------|------|-----|-----|--------|--------|
| 7/8-10 | 3   | -1½ | TB      | CLE     | 8/8  | 3   | -½  | CLE      | TB      | 9/6  | 2   | +½  | TB     | OAK    |
| 7/11   | 3   | -1½ | TB      | CLE     | 8/9  | 3   | -½  | CLEorMIN | TB      | 9/7  | 2   | +1½ | TB     | OAK    |
| 7/12   | 3   | -½  | TB      | CLE     | 8/10 | 3   | -1½ | CLE      | TB      | 9/8  | 2   | +1½ | TB     | OAK    |
| 7/13   | 2   | +½  | TB      | OAK     | 8/11 | 3   | -1½ | CLEorMIN | TB      | 9/9  | 2   | +½  | TB     | OAK    |
| 7/14   | 2   | +½  | TB      | OAK     | 8/12 | 3   | -2  | MIN      | TB      | 9/10 | 2   | +½  | TB     | OAK    |
| 7/15   | t2  | -   | TB      | OAK/CLE | 8/13 | 3   | -3  | CLE      | TB      | 9/11 | 2   | +½  | TB     | OAK    |
| 7/16   | t2  | -   | TB      | OAK/CLE | 8/14 | 3   | -2  | CLE      | TB      | 9/12 | 1   | +1  | OAK    | TB     |
| 7/17   | t2  | -   | TB      | OAK/CLE | 8/15 | 3   | -1½ | CLE      | TB      | 9/13 | 1   | +1½ | OAK    | TB     |
| 7/18   | t2  | -   | CLE     | OAK/TB  | 8/16 | 3   | -½  | CLE      | TB      | 9/14 | 1   | +3  | OAK    | TB     |
| 7/19   | 2   | +1  | CLE     | OAK     | 8/17 | 3   | -½  | CLE      | TB      | 9/15 | 1   | +3  | OAK    | TB     |
| 7/20   | t1  | +2  | OAK/CLE | -       | 8/18 | 3   | -1½ | CLE      | TB      | 9/16 | 1   | +2½ | OAK    | TB     |
| 7/21   | 2   | +1  | CLE     | OAK     | 8/19 | 3   | -1  | CLE      | TB      | 9/17 | 1   | +2½ | OAK    | TB     |
| 7/22   | 2   | +1  | CLE     | OAK     | 8/20 | t2  | -   | CLE      | OAK/TB  | 9/18 | 1   | +2½ | OAK    | TB     |
| 7/23   | 2   | +2  | CLE     | OAK     | 8/21 | t2  | -   | CLE      | OAK/TB  | 9/19 | 1   | +2  | OAK    | TB/CLE |
| 7/24   | 2   | +1  | CLE     | OAK     | 8/22 | t1  | +½  | OAK/TB   | -       | 9/20 | 1   | +2  | OAK    | TB/CLE |
| 7/25   | 2   | +½  | CLE     | OAK     | 8/23 | t2  | -   | TB       | OAK/CLE | 9/21 | 1   | +3  | OAK    | TB     |
| 7/26   | t3  | -½  | CLE     | TB      | 8/24 | 3   | -½  | CLE      | TB      | 9/22 | 1   | +2  | OAK    | TB/CLE |
| 7/27   | t2  | -   | CLE     | BOS/OAK | 8/25 | 3   | -½  | CLE      | TB      | 9/23 | 1   | +2  | OAK    | TB     |
| 7/28   | 2   | +½  | CLE     | OAK     | 8/26 | t2  | -   | CLE      | OAK/TB  | 9/24 | 1   | +1  | OAK    | TB     |
| 7/29   | 2   | +½  | CLE     | OAK     | 8/27 | 2   | +1  | CLE      | OAK     | 9/25 | 1   | +2  | OAK    | TB     |
| 7/30   | 2   | +½  | CLE     | OAK     | 8/28 | 2   | +1  | CLE      | OAK     | 9/26 | 1   | +3  | OAK    | TB     |
| 7/31   | 3   | -½  | CLE     | TB      | 8/29 | 2   | +1  | CLE      | OAK     | 9/27 | t1  | +3  | OAK/TB | -      |
| 8/1    | 3   | -½  | CLE     | TB      | 8/30 | 2   | +1  | CLE      | OAK     | 9/28 | 1   | +4  | OAK    | TB     |
| 8/2    | 3   | -½  | CLE     | TB      | 8/31 | t2  | -   | CLE      | OAK/TB  | 9/29 | 1   | +4  | OAK    | TB     |
| 8/3    | 3   | -½  | CLE     | TB      | 9/1  | 3   | -½  | TB       | CLE     |      |     |     |        |        |
| 8/4    | 3   | -½  | CLE     | TB      | 9/2  | 3   | -1  | TB       | CLE     |      |     |     |        |        |
| 8/5    | 3   | -½  | CLE     | TB      | 9/3  | t2  | -   | TB       | OAK/CLE |      |     |     |        |        |
| 8/6    | 3   | -½  | CLE     | TB      | 9/4  | t2  | -   | TB       | OAK/CLE |      |     |     |        |        |
| 8/7    | 3   | -½  | CLE     | TB      | 9/5  | 2   | +1  | TB       | OAK     |      |     |     |        |        |

POS indicates A's rank among all non-division leaders. GB indicates A's games behind second wild card team or games ahead of third best non-division leader.

# MISCELLANEOUS STATS

## Multiple Hit Games

| PLAYER      | 2  | 3  | 4 | 5 | TOT |
|-------------|----|----|---|---|-----|
| Anderson, B | 2  | 0  | 0 | 0 | 2   |
| Bailey      | 1  | 0  | 0 | 0 | 1   |
| Brown       | 4  | 1  | 1 | 0 | 6   |
| Canha       | 26 | 4  | 0 | 0 | 30  |
| Chapman     | 34 | 9  | 0 | 0 | 43  |
| Davis       | 20 | 5  | 0 | 0 | 25  |
| Garneau     | 1  | 0  | 0 | 0 | 1   |
| Grossman    | 12 | 5  | 1 | 0 | 18  |
| Herrmann    | 2  | 0  | 1 | 0 | 3   |
| Hundley     | 1  | 1  | 0 | 0 | 2   |
| Joseph      | 1  | 0  | 0 | 0 | 1   |
| Laureano    | 29 | 5  | 2 | 0 | 36  |
| Morales     | 3  | 1  | 0 | 0 | 4   |
| Murphy      | 1  | 2  | 0 | 0 | 3   |
| Neuse       | 1  | 1  | 1 | 0 | 3   |
| Olson       | 29 | 4  | 1 | 0 | 34  |
| Phegley     | 13 | 1  | 3 | 0 | 17  |
| Pinder      | 15 | 3  | 0 | 0 | 18  |
| Piscotty    | 22 | 1  | 2 | 0 | 25  |
| Profar      | 16 | 6  | 1 | 0 | 23  |
| Semien      | 41 | 10 | 2 | 0 | 53  |

## Multiple RBI Games

| PLAYER   | 2  | 3 | 4 | 5 | 6 | TOT |
|----------|----|---|---|---|---|-----|
| Barreto  | 0  | 1 | 0 | 0 | 0 | 1   |
| Brown    | 3  | 1 | 0 | 0 | 0 | 4   |
| Canha    | 14 | 2 | 0 | 0 | 0 | 16  |
| Chapman  | 14 | 6 | 0 | 1 | 1 | 22  |
| Davis    | 14 | 4 | 2 | 0 | 0 | 20  |
| Garneau  | 2  | 1 | 0 | 0 | 0 | 3   |
| Grossman | 8  | 2 | 0 | 0 | 0 | 10  |
| Herrmann | 0  | 0 | 1 | 0 | 0 | 1   |
| Hundley  | 2  | 0 | 0 | 0 | 0 | 2   |
| Joseph   | 1  | 0 | 0 | 0 | 0 | 1   |
| Laureano | 11 | 2 | 1 | 1 | 0 | 15  |
| Martini  | 1  | 0 | 0 | 0 | 0 | 1   |
| Murphy   | 0  | 0 | 1 | 0 | 0 | 1   |
| Neuse    | 2  | 1 | 0 | 0 | 0 | 3   |
| Olson    | 19 | 4 | 2 | 1 | 0 | 26  |
| Phegley  | 9  | 5 | 1 | 0 | 1 | 16  |
| Pinder   | 6  | 6 | 0 | 0 | 0 | 12  |
| Piscotty | 3  | 3 | 1 | 1 | 0 | 8   |
| Profar   | 9  | 3 | 3 | 1 | 0 | 16  |
| Semien   | 12 | 5 | 2 | 1 | 1 | 21  |

## Game Tying/Go Ahead RBI

| PLAYER   | GT | GA | TOT |
|----------|----|----|-----|
| Brown    | 0  | 3  | 3   |
| Canha    | 3  | 14 | 17  |
| Chapman  | 8  | 23 | 31  |
| Davis    | 7  | 20 | 27  |
| Garneau  | 1  | 1  | 2   |
| Grossman | 4  | 4  | 8   |
| Herrmann | 2  | 1  | 3   |
| Hundley  | 0  | 2  | 2   |
| Joseph   | 1  | 0  | 1   |
| Laureano | 5  | 21 | 26  |
| Morales  | 2  | 1  | 3   |
| Murphy   | 1  | 0  | 1   |
| Neuse    | 0  | 1  | 1   |
| Olson    | 9  | 26 | 35  |
| Phegley  | 2  | 8  | 10  |
| Pinder   | 3  | 9  | 12  |
| Piscotty | 3  | 9  | 12  |
| Profar   | 4  | 17 | 21  |
| Semien   | 3  | 15 | 18  |
| Taylor   | 0  | 2  | 2   |

# CLUB STATISTICS

|                           | Home      |           | Road      |           | Totals    |           |                   | Home |    | Road |    | Totals |    |
|---------------------------|-----------|-----------|-----------|-----------|-----------|-----------|-------------------|------|----|------|----|--------|----|
|                           | W         | L         | W         | L         | W         | L         |                   | W    | L  | W    | L  | W      | L  |
| <b>AL West</b>            |           |           |           |           |           |           |                   |      |    |      |    |        |    |
| vs. Houston               | 4         | 5         | 4         | 6         | 8         | 11        | Shutouts          | 7    | 1  | 5    | 2  | 12     | 3  |
| vs. Los Angeles           | 7         | 3         | 6         | 3         | 13        | 6         | Sho - Individual  | 1    | 0  | 0    | 0  | 1      | 0  |
| vs. Seattle               | 6         | 4         | 4         | 5         | 10        | 9         | Extra Innings     | 5    | 5  | 1    | 4  | 6      | 9  |
| vs. Texas                 | 7         | 3         | 6         | 3         | 13        | 6         | One-Run Decisions | 18   | 7  | 9    | 15 | 27     | 22 |
| <b>Totals vs. West</b>    | <b>24</b> | <b>15</b> | <b>20</b> | <b>17</b> | <b>44</b> | <b>32</b> | Two-Run Decisions | 10   | 6  | 11   | 7  | 21     | 13 |
|                           |           |           |           |           |           |           | vs. LH Starters   | 15   | 4  | 20   | 10 | 35     | 14 |
|                           |           |           |           |           |           |           | vs. RH Starters   | 37   | 25 | 25   | 26 | 62     | 51 |
| <b>AL Central</b>         | <b>W</b>  | <b>L</b>  | <b>W</b>  | <b>L</b>  | <b>W</b>  | <b>L</b>  | Grass Fields      | 52   | 29 | 43   | 32 | 95     | 61 |
| vs. Cleveland             | 2         | 1         | 3         | 0         | 5         | 1         | Artificial Fields | 0    | 0  | 2    | 4  | 2      | 4  |
| vs. Chicago               | 3         | 0         | 2         | 1         | 5         | 1         | Day Games         | 21   | 11 | 14   | 13 | 35     | 24 |
| vs. Detroit               | 2         | 1         | 4         | 0         | 6         | 1         | Night Games       | 31   | 18 | 31   | 23 | 62     | 41 |
| vs. Kansas City           | 2         | 1         | 3         | 1         | 5         | 2         |                   |      |    |      |    |        |    |
| vs. Minnesota             | 2         | 1         | 2         | 2         | 4         | 3         |                   |      |    |      |    |        |    |
| <b>Totals vs. Central</b> | <b>11</b> | <b>4</b>  | <b>14</b> | <b>4</b>  | <b>25</b> | <b>8</b>  |                   |      |    |      |    |        |    |
|                           |           |           |           |           |           |           |                   |      |    |      |    |        |    |
|                           |           |           |           |           |           |           |                   |      |    |      |    |        |    |
| <b>AL East</b>            | <b>W</b>  | <b>L</b>  | <b>W</b>  | <b>L</b>  | <b>W</b>  | <b>L</b>  |                   |      |    |      |    |        |    |
| vs. Baltimore             | 3         | 0         | 3         | 1         | 6         | 1         | Double Plays      |      |    | 123  |    | 156    |    |
| vs. Boston                | 3         | 1         | 0         | 3         | 3         | 4         | Triple Plays      |      |    | 0    |    | 0      |    |
| vs. New York              | 3         | 0         | 1         | 2         | 4         | 2         | Left on Base      |      |    | 1081 |    | 1078   |    |
| vs. Tampa Bay             | 2         | 2         | 2         | 1         | 4         | 3         | Grand Slams       |      |    | 4    |    | 4      |    |
| vs. Toronto               | 0         | 3         | 0         | 3         | 0         | 6         | Home Runs - Home  |      |    | 122  |    | 89     |    |
| <b>Totals vs. East</b>    | <b>11</b> | <b>6</b>  | <b>6</b>  | <b>10</b> | <b>17</b> | <b>16</b> | Home Runs - Road  |      |    | 135  |    | 112    |    |
| <b>Totals vs. A.L.</b>    | <b>46</b> | <b>25</b> | <b>40</b> | <b>31</b> | <b>86</b> | <b>56</b> |                   |      |    |      |    |        |    |
|                           |           |           |           |           |           |           |                   |      |    |      |    |        |    |
|                           |           |           |           |           |           |           |                   |      |    |      |    |        |    |
| <b>NL</b>                 | <b>W</b>  | <b>L</b>  | <b>W</b>  | <b>L</b>  | <b>W</b>  | <b>L</b>  |                   |      |    |      |    |        |    |
| vs. Chicago               | 0         | 0         | 1         | 2         | 1         | 2         |                   |      |    |      |    |        |    |
| vs. Cincinnati            | 2         | 1         | 0         | 0         | 2         | 1         |                   |      |    |      |    |        |    |
| vs. Milwaukee             | 2         | 1         | 0         | 0         | 2         | 1         |                   |      |    |      |    |        |    |
| vs. Pittsburgh            | 0         | 0         | 1         | 2         | 1         | 2         |                   |      |    |      |    |        |    |
| vs. San Francisco         | 0         | 2         | 1         | 1         | 1         | 3         |                   |      |    |      |    |        |    |
| vs. St. Louis             | 2         | 0         | 2         | 0         | 4         | 0         |                   |      |    |      |    |        |    |
| <b>Totals vs. N.L.</b>    | <b>6</b>  | <b>4</b>  | <b>5</b>  | <b>5</b>  | <b>11</b> | <b>9</b>  |                   |      |    |      |    |        |    |
| <b>Overall Totals</b>     | <b>52</b> | <b>29</b> | <b>45</b> | <b>36</b> | <b>97</b> | <b>65</b> |                   |      |    |      |    |        |    |

REVIEW

# HIGHS AND LOWS

## CLUB

|                                      |   |
|--------------------------------------|---|
| Longest Winning Streak.....          | 11, May 16 to 27  |
| Longest Winning Streak, Home.....    | 6, August 1 to 17                                       |
| .....                                | 6, July 4 to 17   |
| Longest Winning Streak, Road.....    | 8, May 16 to June 4                                     |
| Longest Losing Streak.....           | 6, April 26 to May 1                                    |
| Longest Losing Streak, Home.....     | 6, May 28 to June 14                                    |
| Longest Losing Streak, Road.....     | 7, April 14 to May 1                                    |
| Most Runs, Game, A's.....            | 21, September 10 at Houston                             |
| Most Runs, Game, Opponents.....      | 15, September 9 at Houston                              |
| Most Runs, Inning, A's.....          | 10, June 18 vs. Baltimore (6th)                         |
| Most Runs, Inning, Opponents.....    | 8, August 24 vs. San Francisco (8th)                    |
| Largest Margin, Victory.....         | 15, August 26 at Kansas City (19-4)                     |
| Largest Margin, Loss.....            | 15, September 9 at Houston (0-15)                       |
| Most Hits, Game, A's.....            | 25, September 10 at Houston                             |
| Most Hits, Game, Opponents.....      | 17, September 9 at Houston                              |
| Most Hits, Inning, A's.....          | 8, June 18 vs. Baltimore (6th)                          |
| .....                                | 8, September 10 at Houston (1st)                        |
| Most Hits, Inning, Opponents.....    | 7 (four times), last: August 24 vs. San Francisco (8th) |
| Most Home Runs, Game, A's.....       | 6, September 10 at Houston                              |
| .....                                | 6, July 17 vs. Seattle                                  |
| .....                                | 6, June 18 vs. Baltimore                                |
| Most Home Runs, Game, Opponents..... | 7, September 9 at Houston                               |
| Most Doubles, Game, A's.....         | 7, September 22 vs. Texas                               |
| .....                                | 7, June 19 vs. Baltimore                                |

## Highs and Lows, continued

|   |  |
|---|--|
| Most Doubles, Game, Opponents           | 4 (nine times), last: September 24 at Los Angeles-AL |
| Most Triples, Game, A's                 | 2, September 3 vs. Los Angeles-AL                    |
| Most Triples, Game, Opponents           | 2, May 4 at Pittsburgh                               |
| Most Stolen Bases, Game, A's            | 3, April 8 at Baltimore                              |
| Most Stolen Bases, Game, Opponents      | 2 (five times), last: August 1 vs. Milwaukee         |
| Most Strikeouts, A's Pitchers           | 4, June 2 vs. Houston                                |
| Most Strikeouts, Opponents Pitchers     | 19, September 18 vs. Kansas City                     |
| Most Walks, A's Pitchers                | 19, September 7 vs. Detroit                          |
| Most Walks, Opponents Pitchers          | 19, August 16 vs. Houston                            |
| Fewest Hits Allowed, A's Pitchers       | 9, May 29 vs. Los Angeles-AL                         |
| Fewest Hits Allowed, Opponents Pitchers | 10, August 31 at New York-AL                         |
| Most Left on Base, Nine Inning Game     | 0, May 7 vs. Cincinnati                              |
| Most Left on Base, Extra Inning Game    | 2, July 22 at Houston                                |
| Fewest Left on Base, Game               | 13, August 10 at Chicago (AL)                        |
| Most Errors, Game                       | 15, August 31 at New York-AL (11)                    |
| Largest Comeback in Win                 | 2, August 15 vs. Houston                             |
| Largest Lead Surrendered in Loss        | 2, June 27 at Los Angeles (AL)                       |
|   | 2 (20 times), last: September 14 at Texas            |
|   | 5, September 5 vs. Los Angeles-AL                    |
|   | 5, April 12 at Texas                                 |
|   | 6, June 5 at Los Angeles-AL                          |

## INDIVIDUAL

|                           |   |
|---------------------------|---|
| Grand Slams               | Marcus Semien, July 4 vs. Minnesota (Mike Morin)                  |
|                           | Chris Herrmann, July 2 vs. Minnesota (Jake Odorizzi)              |
|                           | Ramón Laureano, June 12 at Tampa Bay (Colin Poche)                |
|                           | Jurickson Profar, May 16 at Detroit (Spencer Turnbull)            |
| Pinch Hit Home Runs       | Nick Martini, August 5 at Chicago-NL (Steve Cishek)               |
|                           | Chad Pinder, August 3 vs. St. Louis (Tyler Webb)                  |
|                           | Chad Pinder, June 18 vs. Baltimore (Dan Straily)                  |
|                           | Mark Canha, May 21 at Cleveland (Trevor Bauer)                    |
|                           | Robbie Grossman, April 26 at Toronto (Joe Biagini)                |
| Lead Off Home Runs        | Marcus Semien, September 27 at Seattle (Justus Sheffield)         |
|                           | Marcus Semien, August 28 at Kansas City (Jake Junis)              |
|                           | Marcus Semien, July 19 at Minnesota (Jake Odorizzi)               |
|                           | Marcus Semien, May 28 vs. Los Angeles-AL (Cam Bedrosian)          |
| Inside-The-Park Home Runs | None  |
| Game Ending Home Runs     | Matt Olson, July 30 vs. Milwaukee (Josh Hader)                    |
|                           | Matt Chapman, June 20 vs. Tampa Bay (Diego Castillo)              |
|                           | Matt Chapman, May 10 vs. Cleveland (Brad Hand)                    |
|                           | Stephen Piscotty, May 8 vs. Cincinnati (Robert Stephenson)        |
| Back-to-Back Home Runs    | Matt Olson and Mark Canha, August 20 vs. New York-AL (1st)        |
|                           | Matt Chapman and Matt Olson, August 15 vs. Houston (6th)          |
|                           | Nick Martini and Marcus Semien, August 5 at Chicago-NL (8th)      |
|                           | Mark Canha and Ramón Laureano, July 20 at Minnesota (7th)         |
|                           | Matt Chapman and Matt Olson, July 16 vs. Seattle (5th)            |
|                           | Ramón Laureano and Jurickson Profar, July 12 vs. Chicago-AL (2nd) |
|                           | Chad Pinder and Marcus Semien, June 25 at St. Louis (5th)         |
|                           | Matt Olson and Khris Davis, June 11 at Tampa Bay (6th)            |
|                           | Matt Olson and Mark Canha, May 24 vs. Seattle (4th)               |
|                           | Khris Davis and Kendrys Morales, April 11 at Baltimore (6th)      |
|                           | Matt Chapman and Khris Davis, April 10 at Baltimore (7th)         |
| Longest Hitting Streak    | 17, Marcus Semien, June 4 to 20                                   |
| Most Runs, Game           | 4, Sean Murphy, September 13 at Texas                             |
| Most Hits, Game           | 4 (15 times), last: Sheldon Neuse, September 13 at Texas          |
| Most Doubles, Game        | 3, Sean Murphy, September 13 at Texas                             |
| Most Triples, Game        | 2, Seth Brown, September 3 vs. Los Angeles-AL                     |
| Most Home Runs, Game      | 2 (16 times), last: Khris Davis, September 13 at Texas            |
| Most Runs Batted In, Game | 8, Josh Phegley, May 3 at Pittsburgh                              |
| Most Walks, Game          | 3 (eight times), last: Marcus Semien, September 21 vs. Texas      |
| Most Strikeouts, Game     | 4 (12 times), last: Seth Brown, September 22 vs. Texas            |
| Most Stolen Bases, Game   | 2, Mark Canha, August 1 vs. Milwaukee                             |
|                           | 2, Robbie Grossman, July 30 vs. Milwaukee                         |
|                           | 2, Ramón Laureano, June 12 at Tampa Bay                           |

|   |  |
|---|--|
| Longest Winning Streak.....             | 12, Mike Fiers, May 7 to August 27             |
| Longest Losing Streak.....              | 5, Lou Trivino, May 29 to June 16              |
| Most Strikeouts, Game .....             | 11, Homer Bailey, September 18 vs. Kansas City |
| .....                                   | 11, Chris Bassitt, September 7 vs. Detroit     |
| Most Walks, Game .....                  | 6, Chris Bassitt, May 21 at Cleveland          |
| Most Innings, Game, Starter .....       | 9.0, Mike Fiers, May 7 vs. Cincinnati          |
| Most Innings, Game, Reliever.....       | 5.0, Paul Blackburn, September 9 at Houston    |
| Low Hit Complete Game .....             | 0, Mike Fiers, May 7 vs. Cincinnati            |
| Most Consecutive Scoreless Innings..... | 20.2, Liam Hendriks, June 6 to July 20         |
| Most Consecutive Batters Retired.....   | 18, Marco Estrada, March 21 to 29              |

## GENERAL

|  |                                     |
|--|-------------------------------------|
| Longest Game, Innings .....            | 13, August 16 vs. Houston           |
| .....                                  | 13, May 8 vs. Cincinnati            |
| .....                                  | 13, May 5 at Pittsburgh             |
| Longest Game, Time, Nine Innings.....  | 4:13, June 5 at Los Angeles-AL      |
| Longest Game, Time, Extra Innings..... | 4:40, July 3 vs. Minnesota (12)     |
| Shortest Game, Time.....               | 2:14, September 8 vs. Detroit       |
| Largest Crowd, Home.....               | 53,367, August 24 vs. San Francisco |
| Smallest Crowd, Home .....             | 8,073, April 22 vs. Texas           |
| Largest Crowd, Road.....               | 47,265, August 30 at New York-AL    |
| Smallest Crowd, Road.....              | 6,585, April 8 at Baltimore         |
| Postponement, Rain, Home.....          | None                                |
| Postponement, Rain, Road.....          | 1, April 13 at Texas                |

## BATTING WITH RISP

| PLAYER           | AVG         | AB          | H          | 2B        | 3B       | HR        | TOT<br>RBI | SP<br>RBI  | MISP        | MOB         | BB         | IBB       | SO         | SH       | SF        | GDP       |
|------------------|-------------|-------------|------------|-----------|----------|-----------|------------|------------|-------------|-------------|------------|-----------|------------|----------|-----------|-----------|
| Anderson,B       | .667        | 3           | 2          | 0         | 0        | 0         | 0          | 0          | 3           | 4           | 0          | 0         | 0          | 0        | 0         | 0         |
| Bailey,H         | 1.000       | 1           | 1          | 0         | 0        | 0         | 1          | 1          | 1           | 1           | 0          | 0         | 0          | 0        | 0         | 0         |
| Barreto,F        | .118        | 17          | 2          | 0         | 0        | 1         | 4          | 2          | 20          | 28          | 0          | 0         | 9          | 0        | 0         | 0         |
| Bolt,S           | .000        | 2           | 0          | 0         | 0        | 0         | 0          | 0          | 3           | 4           | 1          | 0         | 1          | 0        | 0         | 0         |
| Brown,S          | .300        | 30          | 9          | 3         | 1        | 0         | 11         | 10         | 40          | 58          | 2          | 0         | 10         | 0        | 0         | 0         |
| Canha,M          | .221        | 95          | 21         | 4         | 1        | 1         | 26         | 25         | 137         | 204         | 18         | 1         | 35         | 0        | 2         | 6         |
| Chapman,M        | .296        | 108         | 32         | 9         | 0        | 9         | 54         | 42         | 152         | 208         | 19         | 0         | 23         | 0        | 3         | 2         |
| Davis,K          | .252        | 135         | 34         | 5         | 0        | 5         | 48         | 39         | 175         | 257         | 16         | 3         | 43         | 0        | 2         | 5         |
| Garneau,D        | .750        | 4           | 3          | 2         | 0        | 1         | 7          | 5          | 6           | 7           | 0          | 0         | 0          | 0        | 0         | 0         |
| Grossman,R       | .259        | 81          | 21         | 5         | 1        | 0         | 27         | 25         | 110         | 152         | 15         | 2         | 14         | 0        | 2         | 2         |
| Herrmann,C       | .211        | 19          | 4          | 0         | 0        | 1         | 7          | 5          | 26          | 38          | 1          | 0         | 6          | 0        | 0         | 1         |
| Hundley,N        | .100        | 20          | 2          | 1         | 0        | 0         | 2          | 2          | 25          | 37          | 1          | 0         | 6          | 0        | 0         | 4         |
| Joseph,C         | .100        | 10          | 1          | 1         | 0        | 0         | 4          | 4          | 15          | 19          | 2          | 0         | 1          | 0        | 1         | 0         |
| Laureano,R       | .235        | 102         | 24         | 4         | 0        | 4         | 44         | 36         | 146         | 212         | 7          | 0         | 34         | 0        | 8         | 2         |
| Martini,N        | .250        | 4           | 1          | 0         | 0        | 1         | 2          | 1          | 4           | 4           | 0          | 0         | 0          | 0        | 0         | 0         |
| Mengden,D        | .000        | 1           | 0          | 0         | 0        | 0         | 0          | 0          | 2           | 3           | 0          | 0         | 1          | 0        | 0         | 0         |
| Morales,K        | .222        | 18          | 4          | 0         | 0        | 0         | 5          | 5          | 26          | 38          | 4          | 0         | 3          | 0        | 1         | 1         |
| Murphy,S         | .188        | 16          | 3          | 0         | 0        | 0         | 3          | 3          | 21          | 28          | 0          | 0         | 4          | 0        | 0         | 0         |
| Neuse,S          | .267        | 15          | 4          | 1         | 0        | 0         | 7          | 7          | 20          | 28          | 0          | 0         | 5          | 0        | 1         | 2         |
| Olson,M          | .250        | 108         | 27         | 6         | 0        | 7         | 48         | 34         | 151         | 216         | 18         | 7         | 28         | 0        | 1         | 3         |
| Petit,Y          | .000        | 1           | 0          | 0         | 0        | 0         | 0          | 0          | 2           | 3           | 0          | 0         | 0          | 0        | 0         | 1         |
| Phegley,J        | .258        | 89          | 23         | 8         | 0        | 1         | 42         | 35         | 119         | 167         | 5          | 0         | 17         | 2        | 5         | 4         |
| Pinder,C         | .250        | 80          | 20         | 5         | 0        | 5         | 34         | 24         | 111         | 169         | 6          | 0         | 22         | 1        | 3         | 6         |
| Piscotty,S       | .247        | 77          | 19         | 5         | 0        | 3         | 32         | 25         | 111         | 158         | 7          | 0         | 18         | 1        | 3         | 5         |
| Profar,J         | .228        | 114         | 26         | 7         | 0        | 3         | 43         | 39         | 158         | 231         | 12         | 2         | 19         | 0        | 3         | 3         |
| Semien,M         | .327        | 104         | 34         | 6         | 3        | 9         | 58         | 41         | 147         | 201         | 23         | 2         | 15         | 0        | 1         | 3         |
| Taylor,B         | .000        | 6           | 0          | 0         | 0        | 0         | 0          | 0          | 8           | 12          | 2          | 0         | 3          | 0        | 0         | 0         |
| <b>ATHLETICS</b> | <b>.252</b> | <b>1260</b> | <b>317</b> | <b>72</b> | <b>6</b> | <b>51</b> | <b>509</b> | <b>410</b> | <b>1739</b> | <b>2487</b> | <b>159</b> | <b>17</b> | <b>317</b> | <b>4</b> | <b>36</b> | <b>50</b> |



## BATTING WITH THE BASES LOADED

| PLAYER           | AVG         | AB         | H         | 2B       | 3B       | HR       | TOT<br>RBI | SP<br>RBI | MISP       | MOB        | BB        | IBB      | SO        | SH       | SF       | GIDP     |
|------------------|-------------|------------|-----------|----------|----------|----------|------------|-----------|------------|------------|-----------|----------|-----------|----------|----------|----------|
| Barreto,F        | .000        | 2          | 0         | 0        | 0        | 0        | 0          | 0         | 4          | 6          | 0         | 0        | 1         | 0        | 0        | 0        |
| Brown,S          | .000        | 3          | 0         | 0        | 0        | 0        | 1          | 1         | 6          | 9          | 0         | 0        | 1         | 0        | 0        | 0        |
| Canha,M          | .273        | 11         | 3         | 0        | 0        | 0        | 8          | 8         | 26         | 39         | 2         | 0        | 5         | 0        | 0        | 2        |
| Chapman,M        | .500        | 6          | 3         | 1        | 0        | 0        | 10         | 9         | 18         | 27         | 2         | 0        | 1         | 0        | 0        | 0        |
| Davis,K          | .077        | 13         | 1         | 0        | 0        | 0        | 4          | 4         | 28         | 42         | 1         | 0        | 8         | 0        | 0        | 0        |
| Grossman,R       | .500        | 6          | 3         | 0        | 0        | 0        | 6          | 6         | 14         | 21         | 0         | 0        | 0         | 0        | 1        | 1        |
| Herrmann,C       | .250        | 4          | 1         | 0        | 0        | 1        | 4          | 2         | 8          | 12         | 0         | 0        | 1         | 0        | 0        | 0        |
| Hundley,N        | .333        | 3          | 1         | 0        | 0        | 0        | 1          | 1         | 6          | 9          | 0         | 0        | 0         | 0        | 0        | 1        |
| Joseph,C         | .000        | 0          | 0         | 0        | 0        | 0        | 1          | 1         | 2          | 3          | 1         | 0        | 0         | 0        | 0        | 0        |
| Laureano,R       | .333        | 12         | 4         | 0        | 0        | 1        | 13         | 11        | 32         | 48         | 0         | 0        | 6         | 0        | 2        | 0        |
| Mengden,D        | .000        | 1          | 0         | 0        | 0        | 0        | 0          | 0         | 2          | 3          | 0         | 0        | 1         | 0        | 0        | 0        |
| Morales,K        | .000        | 2          | 0         | 0        | 0        | 0        | 1          | 1         | 6          | 9          | 0         | 0        | 0         | 0        | 1        | 1        |
| Murphy,S         | .500        | 2          | 1         | 0        | 0        | 0        | 1          | 1         | 4          | 6          | 0         | 0        | 1         | 0        | 0        | 0        |
| Neuse,S          | .500        | 2          | 1         | 1        | 0        | 0        | 3          | 3         | 6          | 9          | 0         | 0        | 1         | 0        | 1        | 0        |
| Olson,M          | .250        | 12         | 3         | 0        | 0        | 0        | 7          | 7         | 24         | 36         | 0         | 0        | 5         | 0        | 0        | 0        |
| Petit,Y          | .000        | 1          | 0         | 0        | 0        | 0        | 0          | 0         | 2          | 3          | 0         | 0        | 0         | 0        | 0        | 1        |
| Phegley,J        | .600        | 5          | 3         | 3        | 0        | 0        | 11         | 9         | 16         | 24         | 2         | 0        | 0         | 0        | 1        | 0        |
| Pinder,C         | .000        | 13         | 0         | 0        | 0        | 0        | 1          | 1         | 28         | 42         | 1         | 0        | 5         | 0        | 0        | 1        |
| Piscotty,S       | .222        | 9          | 2         | 0        | 0        | 0        | 3          | 3         | 18         | 27         | 0         | 0        | 1         | 0        | 0        | 1        |
| Profar,J         | .429        | 14         | 6         | 0        | 0        | 1        | 17         | 15        | 34         | 51         | 2         | 0        | 0         | 0        | 0        | 0        |
| Semien,M         | .400        | 5          | 2         | 0        | 1        | 1        | 9          | 6         | 14         | 21         | 2         | 0        | 0         | 0        | 0        | 0        |
| <b>ATHLETICS</b> | <b>.270</b> | <b>126</b> | <b>34</b> | <b>5</b> | <b>1</b> | <b>4</b> | <b>101</b> | <b>89</b> | <b>298</b> | <b>447</b> | <b>13</b> | <b>0</b> | <b>37</b> | <b>0</b> | <b>6</b> | <b>8</b> |

## DESIGNATED HITTING STATISTICS

| BATTER        | AVG         | G          | AB        | R          | H          | TB        | 2B       | 3B        | HR        | RBI      | SH       | SF        | HP        | BB       | IBB        | SO       | SB       | CS        | DP          | SLG         | OBP   |
|---------------|-------------|------------|-----------|------------|------------|-----------|----------|-----------|-----------|----------|----------|-----------|-----------|----------|------------|----------|----------|-----------|-------------|-------------|-------|
| Canha,M       | .267        | 16         | 45        | 12         | 12         | 32        | 2        | 0         | 6         | 10       | 0        | 0         | 7         | 8        | 0          | 12       | 0        | 1         | 0           | .711        | .450  |
| Davis,K       | .219        | 122        | 461       | 55         | 101        | 180       | 10       | 0         | 23        | 69       | 0        | 2         | 3         | 41       | 3          | 140      | 0        | 0         | 11          | .390        | .286  |
| Joseph,C      | .000        | 1          | 4         | 0          | 0          | 0         | 0        | 0         | 0         | 0        | 0        | 0         | 0         | 0        | 0          | 1        | 0        | 0         | 0           | .000        | .000  |
| Martini,N     | .000        | 1          | 4         | 0          | 0          | 0         | 0        | 0         | 0         | 0        | 0        | 0         | 0         | 0        | 0          | 4        | 0        | 0         | 0           | .000        | .000  |
| Morales,K     | .158        | 6          | 19        | 0          | 3          | 3         | 0        | 0         | 0         | 0        | 0        | 0         | 0         | 2        | 0          | 4        | 0        | 0         | 0           | .158        | .238  |
| Murphy,S      | .000        | 2          | 0         | 0          | 0          | 0         | 0        | 0         | 0         | 0        | 0        | 0         | 0         | 3        | 0          | 0        | 0        | 0         | 0           | .000        | 1.000 |
| Neuse,S       | .000        | 1          | 3         | 0          | 0          | 0         | 0        | 0         | 0         | 0        | 0        | 0         | 0         | 1        | 0          | 1        | 0        | 0         | 0           | .000        | .250  |
| Pinder,C      | .000        | 3          | 6         | 0          | 0          | 0         | 0        | 0         | 0         | 0        | 0        | 0         | 0         | 0        | 0          | 2        | 0        | 0         | 0           | .000        | .000  |
| Piscotty,S    | .375        | 2          | 8         | 1          | 3          | 4         | 1        | 0         | 0         | 2        | 0        | 0         | 0         | 0        | 0          | 2        | 0        | 0         | 0           | .500        | .375  |
| Profar,J      | .375        | 7          | 16        | 3          | 6          | 10        | 1        | 0         | 1         | 3        | 0        | 0         | 2         | 4        | 0          | 3        | 1        | 0         | 2           | .625        | .545  |
| <b>TOTALS</b> | <b>.221</b> | <b>566</b> | <b>71</b> | <b>125</b> | <b>229</b> | <b>14</b> | <b>0</b> | <b>30</b> | <b>84</b> | <b>0</b> | <b>2</b> | <b>12</b> | <b>59</b> | <b>3</b> | <b>169</b> | <b>1</b> | <b>1</b> | <b>13</b> | <b>.405</b> | <b>.307</b> |       |

## PINCH HITTING STATISTICS

| BATTER        | AVG         | G         | AB        | R         | H         | TB       | 2B       | 3B       | HR        | RBI      | SH       | SF       | HP        | BB       | IBB       | SO       | SB       | CS       | DP          | SLG         | OBP  |
|---------------|-------------|-----------|-----------|-----------|-----------|----------|----------|----------|-----------|----------|----------|----------|-----------|----------|-----------|----------|----------|----------|-------------|-------------|------|
| Anderson,T    | .000        | 1         | 1         | 0         | 0         | 0        | 0        | 0        | 0         | 0        | 0        | 0        | 0         | 0        | 0         | 1        | 0        | 0        | 0           | .000        | .000 |
| Bolt,S        | .333        | 3         | 3         | 0         | 1         | 2        | 1        | 0        | 0         | 0        | 0        | 0        | 0         | 0        | 0         | 1        | 0        | 0        | 0           | .667        | .333 |
| Brown,S       | .167        | 6         | 6         | 1         | 1         | 2        | 1        | 0        | 0         | 1        | 0        | 0        | 0         | 0        | 0         | 4        | 0        | 0        | 0           | .333        | .167 |
| Canha,M       | .125        | 10        | 8         | 2         | 1         | 4        | 0        | 0        | 1         | 2        | 0        | 0        | 1         | 1        | 0         | 2        | 0        | 0        | 0           | .500        | .300 |
| Davis,K       | .500        | 6         | 4         | 1         | 2         | 3        | 1        | 0        | 0         | 2        | 0        | 0        | 0         | 2        | 0         | 0        | 0        | 0        | 0           | .750        | .667 |
| Garneau,D     | .000        | 1         | 1         | 0         | 0         | 0        | 0        | 0        | 0         | 0        | 0        | 0        | 0         | 0        | 0         | 1        | 0        | 0        | 0           | .000        | .000 |
| Grossman,R    | .238        | 26        | 21        | 3         | 5         | 11       | 1        | 1        | 1         | 7        | 0        | 0        | 0         | 4        | 0         | 3        | 0        | 0        | 1           | .524        | .360 |
| Herrmann,C    | .200        | 5         | 5         | 0         | 1         | 2        | 1        | 0        | 0         | 1        | 0        | 0        | 0         | 0        | 0         | 1        | 0        | 0        | 0           | .400        | .200 |
| Hundley,N     | .000        | 1         | 1         | 0         | 0         | 0        | 0        | 0        | 0         | 0        | 0        | 0        | 0         | 0        | 0         | 0        | 0        | 0        | 0           | .000        | .000 |
| Laureano,R    | .000        | 3         | 3         | 0         | 0         | 0        | 0        | 0        | 0         | 0        | 0        | 0        | 0         | 0        | 0         | 2        | 0        | 0        | 0           | .000        | .000 |
| Martini,N     | .500        | 3         | 2         | 1         | 1         | 4        | 0        | 0        | 1         | 2        | 0        | 0        | 0         | 1        | 0         | 0        | 0        | 0        | 0           | 2.000       | .667 |
| Morales,K     | .500        | 5         | 4         | 0         | 2         | 2        | 0        | 0        | 0         | 1        | 0        | 0        | 1         | 0        | 1         | 0        | 0        | 0        | 0           | .500        | .600 |
| Murphy,S      | .000        | 3         | 1         | 0         | 0         | 0        | 0        | 0        | 0         | 0        | 0        | 0        | 0         | 2        | 0         | 0        | 0        | 0        | 0           | .000        | .667 |
| Phegley,J     | .286        | 8         | 7         | 0         | 2         | 3        | 1        | 0        | 0         | 2        | 0        | 0        | 0         | 1        | 0         | 2        | 0        | 0        | 0           | .429        | .375 |
| Pinder,C      | .217        | 26        | 23        | 3         | 5         | 11       | 0        | 0        | 2         | 6        | 0        | 1        | 1         | 1        | 0         | 8        | 0        | 0        | 0           | .478        | .269 |
| Piscotty,S    | .000        | 1         | 1         | 0         | 0         | 0        | 0        | 0        | 0         | 0        | 0        | 0        | 0         | 0        | 0         | 0        | 0        | 0        | 1           | .000        | .000 |
| Profar,J      | .333        | 8         | 6         | 0         | 2         | 3        | 1        | 0        | 0         | 1        | 0        | 0        | 0         | 2        | 0         | 2        | 0        | 0        | 0           | .500        | .500 |
| Taylor,B      | .000        | 1         | 1         | 0         | 0         | 0        | 0        | 0        | 0         | 0        | 0        | 0        | 0         | 0        | 0         | 1        | 0        | 0        | 0           | .000        | .000 |
| <b>TOTALS</b> | <b>.235</b> | <b>98</b> | <b>11</b> | <b>23</b> | <b>47</b> | <b>7</b> | <b>1</b> | <b>5</b> | <b>25</b> | <b>0</b> | <b>1</b> | <b>2</b> | <b>15</b> | <b>0</b> | <b>29</b> | <b>0</b> | <b>0</b> | <b>2</b> | <b>.480</b> | <b>.345</b> |      |

# BATTING AND PITCHING BREAKDOWN

## BATTING

| Total         | AVG  | G   | AB   | R   | H   | HR  | RBI |
|---------------|------|-----|------|-----|-----|-----|-----|
| Before ASB    | .246 | 92  | 3179 | 469 | 782 | 146 | 438 |
| After ASB     | .253 | 70  | 2382 | 376 | 602 | 111 | 362 |
| Home          | .247 | 81  | 2702 | 402 | 668 | 122 | 376 |
| Away          | .250 | 81  | 2859 | 443 | 716 | 135 | 424 |
| Day           | .254 | 59  | 2023 | 315 | 513 | 85  | 297 |
| Night         | .246 | 103 | 3538 | 530 | 871 | 172 | 503 |
| vs. Left      | .262 | -   | 1533 | -   | 402 | 80  | 244 |
| vs. Right     | .244 | -   | 4028 | -   | 982 | 177 | 556 |
| March         | .229 | 6   | 205  | 23  | 47  | 8   | 22  |
| April         | .241 | 26  | 869  | 122 | 209 | 35  | 116 |
| May           | .255 | 26  | 933  | 142 | 238 | 46  | 133 |
| June          | .249 | 28  | 965  | 149 | 240 | 45  | 137 |
| July          | .241 | 24  | 810  | 120 | 195 | 38  | 112 |
| August        | .267 | 26  | 892  | 146 | 238 | 43  | 139 |
| September     | .245 | 26  | 887  | 143 | 217 | 42  | 141 |
| Baltimore     | .311 | 7   | 257  | 62  | 80  | 21  | 56  |
| Boston        | .213 | 7   | 225  | 26  | 48  | 8   | 26  |
| Chicago       | .289 | 6   | 204  | 32  | 59  | 9   | 29  |
| Cleveland     | .246 | 6   | 211  | 28  | 52  | 10  | 26  |
| Detroit       | .276 | 7   | 254  | 52  | 70  | 13  | 50  |
| Houston       | .221 | 19  | 657  | 75  | 145 | 28  | 74  |
| Kansas City   | .270 | 7   | 252  | 42  | 68  | 9   | 42  |
| Los Angeles   | .249 | 19  | 634  | 103 | 158 | 31  | 98  |
| Minnesota     | .268 | 7   | 250  | 37  | 67  | 11  | 35  |
| New York      | .247 | 6   | 198  | 32  | 49  | 9   | 31  |
| Seattle       | .236 | 19  | 647  | 96  | 153 | 35  | 86  |
| Tampa Bay     | .223 | 7   | 229  | 26  | 51  | 9   | 25  |
| Texas         | .273 | 19  | 653  | 125 | 178 | 35  | 120 |
| Toronto       | .174 | 6   | 195  | 13  | 34  | 1   | 11  |
| Chicago       | .222 | 3   | 99   | 17  | 22  | 5   | 16  |
| Cincinnati    | .212 | 3   | 104  | 7   | 22  | 3   | 6   |
| Milwaukee     | .208 | 3   | 96   | 10  | 20  | 4   | 9   |
| Pittsburgh    | .280 | 3   | 125  | 21  | 35  | 2   | 21  |
| San Francisco | .270 | 4   | 137  | 20  | 37  | 7   | 20  |
| St. Louis     | .269 | 4   | 134  | 21  | 36  | 7   | 19  |

## PITCHING

| Total         | ERA  | W  | L  | INN   | H   | R   | ER  | HR  |
|---------------|------|----|----|-------|-----|-----|-----|-----|
| Before ASB    | 4.05 | 51 | 41 | 835.2 | 761 | 400 | 376 | 104 |
| After ASB     | 3.86 | 46 | 24 | 629.1 | 581 | 280 | 270 | 97  |
| Home          | 3.56 | 52 | 29 | 756.0 | 663 | 315 | 299 | 89  |
| Away          | 4.40 | 45 | 36 | 709.0 | 679 | 365 | 347 | 112 |
| Day           | 4.07 | 35 | 24 | 535.1 | 500 | 257 | 242 | 72  |
| Night         | 3.91 | 62 | 41 | 929.2 | 842 | 423 | 404 | 129 |
| Starter       | 4.02 | 68 | 37 | 886.0 | 844 | 418 | 396 | 131 |
| Reliever      | 3.89 | 29 | 28 | 579.0 | 498 | 262 | 250 | 70  |
| March         | 3.47 | 3  | 3  | 57.0  | 38  | 23  | 22  | 5   |
| April         | 4.89 | 11 | 15 | 228.0 | 237 | 134 | 124 | 34  |
| May           | 3.58 | 16 | 10 | 244.0 | 199 | 98  | 97  | 29  |
| June          | 3.99 | 17 | 11 | 250.2 | 233 | 121 | 111 | 27  |
| July          | 4.09 | 15 | 9  | 217.2 | 212 | 102 | 99  | 32  |
| August        | 3.85 | 17 | 9  | 234.0 | 222 | 104 | 100 | 36  |
| September     | 3.58 | 18 | 8  | 233.2 | 201 | 98  | 93  | 38  |
| Baltimore     | 3.92 | 6  | 1  | 62.0  | 44  | 29  | 27  | 6   |
| Boston        | 3.30 | 3  | 4  | 60.0  | 58  | 30  | 22  | 6   |
| Chicago       | 1.19 | 5  | 1  | 53.0  | 40  | 8   | 7   | 2   |
| Cleveland     | 3.00 | 5  | 1  | 57.0  | 47  | 19  | 19  | 7   |
| Detroit       | 2.35 | 6  | 1  | 65.0  | 43  | 17  | 17  | 4   |
| Houston       | 5.26 | 8  | 11 | 174.2 | 180 | 103 | 102 | 41  |
| Kansas City   | 3.23 | 5  | 2  | 64.0  | 61  | 26  | 23  | 6   |
| Los Angeles   | 3.80 | 13 | 6  | 170.2 | 152 | 77  | 72  | 18  |
| Minnesota     | 4.04 | 4  | 3  | 64.2  | 69  | 32  | 29  | 12  |
| New York      | 3.33 | 4  | 2  | 54.0  | 48  | 20  | 20  | 11  |
| Seattle       | 3.62 | 10 | 9  | 171.1 | 141 | 73  | 69  | 24  |
| Tampa Bay     | 4.35 | 4  | 3  | 62.0  | 61  | 30  | 30  | 8   |
| Texas         | 5.14 | 13 | 6  | 168.0 | 170 | 101 | 96  | 26  |
| Toronto       | 5.80 | 0  | 6  | 54.1  | 66  | 36  | 35  | 9   |
| Chicago       | 7.20 | 1  | 2  | 25.0  | 34  | 20  | 20  | 8   |
| Cincinnati    | 2.03 | 2  | 1  | 31.0  | 16  | 7   | 7   | 2   |
| Milwaukee     | 2.89 | 2  | 1  | 28.0  | 23  | 9   | 9   | 2   |
| Pittsburgh    | 3.68 | 1  | 2  | 29.1  | 27  | 12  | 12  | 3   |
| San Francisco | 5.66 | 1  | 3  | 35.0  | 34  | 23  | 22  | 4   |
| St. Louis     | 2.00 | 4  | 0  | 36.0  | 28  | 8   | 8   | 2   |

REVIEW

## PLAYER TRANSACTIONS

- Feb. 13 Free agent Brett Anderson agrees to terms on a one-year contract; Sean Manaea placed on the 60-day injured list (shoulder surgery rehab)
- Feb. 15 Free agent Robbie Grossman agrees to terms on a one-year contract; Daniel Gossett placed on the 60-day injured list (UCL surgery rehab)
- March 2 James Kaprielian optioned to Las Vegas
- March 3 Luis Barrera, Skye Bolt, Grant Holmes and Jorge Mateo optioned to Las Vegas
- March 10 Tanner Anderson, Paul Blackburn and Andrew Triggs optioned to Las Vegas
- March 11 Daniel Mengden optioned to Las Vegas
- March 12 Dustin Fowler optioned to Las Vegas
- March 20 Nick Hundley selected from Las Vegas; Chris Herrmann placed on the 60-day injured list retroactive to March 17 (right knee surgery); Jharel Cotton placed on the

### OPENING DAY ROSTER

- Pitchers (12):** Ryan Buchter, Ryan Dull, Marco Estrada, Mike Fiers, Liam Hendriks, Frankie Montas, Yusmeiro Petit, Fernando Rodney, Joakim Soria, Blake Treinen, Lou Trivino, J.B. Wendelken
- Catchers (2):** Nick Hundley, Josh Phegley
- Infielders (6):** Franklin Barreto, Matt Chapman, Matt Olson, Chad Pinder, Jurickson Profar, Marcus Semien
- Outfielders (5):** Mark Canha, Chris Davis, Robbie Grossman, Ramón Laureano, Stephen Piscotty,

10-day injured list retroactive to March 17 (UCL surgery rehab); Nick Martini placed on the 10-day injured list retroactive to March 17 (sprained right knee); Brett An-

## Player Transactions, continued

|          |  |         |   |
|----------|--|---------|---|
|          | erson, Chris Bassitt and Aaron Brooks placed on inactive list  | June 6  | Ryan Dull recalled from Las Vegas; Daniel Mengden optioned to Las Vegas   |
| March 27 | Ryan Dull optioned to Las Vegas; Chris Bassitt placed on the 10-day injured list retroactive to March 25 (right lower leg contusion); Matt Olson placed on the 10-day injured list retroactive to March 25 (right hand surgery); Kendrys Morales and cash considerations acquired from the Toronto Blue Jays for minor league infielder Jesus Lopez and international slot money; Jharel Cotton transferred to the 60-day injured list | June 8  | Paul Blackburn recalled from Las Vegas (26th man for doubleheader); Nick Hundley placed on the 10-day injured list (back spasms); Beau Taylor selected from Las Vegas; Paul Blackburn returned to Las Vegas |
| March 28 | Franklin Barreto optioned to Las Vegas   | June 10 | Tanner Anderson recalled from Las Vegas; Ryan Dull optioned to Las Vegas  |
| April 4  | Chris Bassitt sent to Stockton on a rehab assignment   | June 13 | Chris Herrmann sent to Las Vegas on a rehab assignment  |
| April 9  | Chris Bassitt transferred to Las Vegas on rehab  | June 21 | Frankie Montas placed on the restricted list; J.B. Wendelken recalled from Las Vegas  |
| April 16 | Chris Bassitt reinstated from the injured list and optioned to Las Vegas   | June 23 | Blake Treinen placed on the 10-day injured list retroactive to June 21 (strained right shoulder); Brian Schmitter selected from Las Vegas   |
| April 17 | Marco Estrada placed on the 10-day injured list (lumbar strain); Chris Bassitt recalled from Las Vegas   | June 26 | Daniel Mengden recalled from Las Vegas; J.B. Wendelken optioned to Las Vegas  |
| April 22 | Ryan Dull recalled from Las Vegas; Ryan Buchter optioned to Las Vegas  | June 30 | Franklin Barreto recalled from Las Vegas; Stephen Piscotty placed on 10-day injured list (sprained right knee)  |
| April 29 | Mark Canha placed on the 10-day injured list (sprained right wrist); Ryan Buchter recalled from Las Vegas  | July 1  | Blake Treinen sent to Las Vegas on a rehab assignment   |
| May 1    | Matt Olson sent to Las Vegas on a rehab assignment   | July 2  | Chris Herrmann reinstated from the 60-day injured list; Beau Taylor optioned to Las Vegas; Marco Estrada transferred to the 60-day injured list   |
| May 2    | Ryan Dull optioned to Las Vegas  | July 3  | Blake Treinen reinstated from the injured list; Aaron Brooks designated for assignment  |
| May 3    | Skye Bolt recalled from Las Vegas  | July 5  | Paul Blackburn recalled from Las Vegas; Tanner Anderson optioned to Las Vegas   |
| May 7    | Matt Olson reinstated from the injured list; Skye Bolt optioned to Las Vegas   | July 6  | J.B. Wendelken recalled from Las Vegas; Paul Blackburn optioned to Las Vegas; Aaron Brooks claimed off waivers by Baltimore   |
| May 8    | Nick Martini sent to Las Vegas on a rehab assignment   | July 8  | Sean Manaea sent to Stockton on a rehab assignment  |
| May 10   | Mark Canha sent to Las Vegas on a rehab assignment   | July 9  | Jharel Cotton sent to Stockton on a rehab assignment  |
| May 12   | Daniel Mengden recalled from Las Vegas; J.B. Wendelken optioned to Las Vegas   | July 11 | Jharel Cotton transferred to Las Vegas on rehab   |
| May 13   | Mark Canha reinstated from the injured list; Kendrys Morales designated for assignment   | July 12 | Nick Hundley sent to Arizona A's-Gold on a rehab assignment   |
| May 14   | Kendrys Morales and cash traded to the New York Yankees for a player to be named later or cash considerations  | July 14 | Homer Bailey acquired from Kansas City for minor leaguer Kevin Merrell; J.B. Wendelken optioned to Las Vegas (post-game)  |
| May 17   | Jharel Cotton sent to Stockton on a rehab assignment   | July 17 | Nick Hundley transferred to Stockton on rehab   |
| May 24   | Khris Davis placed on the 10-day injured list retroactive to May 22 (left hip/oblique contusion); Skye Bolt recalled from Las Vegas  | July 22 | Brett Anderson placed on paternity list; Nick Martini recalled from Las Vegas   |
| May 25   | Wei-Chung Wang selected from Las Vegas; Fernando Rodney designated for assignment  | July 23 | Tanner Anderson recalled from Las Vegas; Nick Martini optioned to Las Vegas; Sean Manaea transferred to Las Vegas on rehab  |
| May 28   | Fernando Rodney released; Nick Martini reinstated from the injured list and optioned to Las Vegas  | July 25 | Brett Anderson reinstated from the paternity list; Tanner Anderson optioned to Las Vegas; Nick Hundley reinstated from the injured list and designated for assign-  |
| May 29   | Jharel Cotton returned from rehab  |         |   |
| June 1   | Khris Davis reinstated from the injured list; Skye Bolt optioned to Las Vegas  |         |   |

|         |  |          |  |
|---------|--|----------|--|
|         | ment; Marco Estrada sent to Arizona A's-Gold on a rehab assignment   | Aug. 31  | Wei-Chung Wang claimed off waivers by Pittsburgh   |
| July 27 | Jake Diekman acquired from the Kansas City Royals for minor league pitcher Ismael Aquino and minor league outfielder Dairon Blanco; Stephen Piscotty sent to Las Vegas on a rehab assignment   | Sept. 1  | Khris Davis reinstated from paternity list; Franklin Barreto and Paul Blackburn recalled from Las Vegas; Sean Murphy selected from Las Vegas; Sean Manaea reinstated from the 60-day IL; Tanner Anderson and Corban Joseph designated for assignment |
| July 28 | Nick Hundley released  | Sept. 3  | Corban Joseph claimed off waivers by San Francisco; Tanner Anderson outrighted to Las Vegas  |
| July 29 | Brian Schmitter designated for assignment; Jharel Cotton reinstated from the injured list and optioned to Las Vegas  | Sept. 6  | Ramón Laureano reinstated from the injured list; J.B. Wendelken recalled from Las Vegas  |
| July 30 | Marco Estrada transferred to Stockton on rehab   | Sept. 9  | Jesús Luzardo selected from Las Vegas; Daniel Mengden recalled from Las Vegas; Luis Barrera recalled from Midland and placed on 60-day injured list  |
| July 31 | Tanner Roark and cash considerations acquired from the Cincinnati Reds for minor league outfielder Jameson Hannah; Andrew Triggs designated for assignment; Ramón Laureano placed on the 10-day injured list retroactive to July 29 (right lower leg stress reaction); Josh Phegley placed on the 10-day injured list retroactive to July 29 (left thumb contusion); Nick Martini and Beau Taylor recalled from Las Vegas; Brian Schmitter outrighted to Las Vegas | Sept. 10 | Beau Taylor claimed off waivers from Toronto; Chris Herrmann designated for assignment   |
| Aug. 1  | Daniel Mengden optioned to Las Vegas (post-game)   | Sept. 13 | Chris Herrmann released  |
| Aug. 2  | Sean Manaea returned from rehab  | Sept. 25 | Frankie Montas reinstated from the restricted list; Beau Taylor designated for assignment  |
| Aug. 3  | Dustin Garneau claimed off waivers from the Los Angeles Angels, Stephen Piscotty reinstated from the injured list; Franklin Barreto and Beau Taylor optioned to Las Vegas; Ryan Dull designated for assignment; Andrew Triggs released   | Sept. 26 | Skye Bolt recalled from Las Vegas; Stephen Piscotty reinstated from the injured list   |
| Aug. 5  | Ryan Dull claimed off waivers by San Francisco   | Sept. 28 | Beau Taylor outrighted to Las Vegas  |
| Aug. 11 | Josh Phegley sent to Las Vegas on a rehab assignment   | Oct. 31  | Yusmeiro Petit contract optioned exercised; Jake Diekman contract option declined; Brett Anderson, Homer Bailey, Jake Diekman and Tanner Roark elected free agency; Luis Barrera and Daniel Gossett reinstated from the injured list                 |
| Aug. 13 | Sean Manaea sent to Las Vegas on a rehab assignment  | Nov. 1   | Jonah Heim selected from Los Vegas   |
| Aug. 14 | Corban Joseph selected from Las Vegas; Nick Martini optioned to Las Vegas; Beau Taylor designated for assignment   | Nov. 4   | T.J. McFarland claimed off waivers from the Arizona Diamondbacks   |
| Aug. 15 | Josh Phegley transferred to Stockton on rehab  | Nov. 20  | Daulton Jefferies selected from Las Vegas; Jharel Cotton designated for assignment   |
| Aug. 16 | Josh Phegley reinstated from the injured list; Dustin Garneau designated for assignment; Beau Taylor claimed off waivers by Toronto; Marco Estrada transferred to Las Vegas on rehab   | Nov. 23  | Jharel Cotton traded to the Chicago Cubs for cash considerations   |
| Aug. 19 | Wei-Chung Wang optioned to Las Vegas; Dustin Garneau outrighted to Las Vegas   | Dec. 2   | Austin Allen and a player to be named later acquired from the San Diego Padres for Jurickson Profar; Ryan Buchter, Josh Phegley and Blake Treinen not tendered contracts   |
| Aug. 20 | A.J. Puk selected from Las Vegas; Marco Estrada released   | Dec. 3   | Jake Diekman agrees to terms on a two-year contract with a club option for 2022  |
| Aug. 26 | Stephen Piscotty placed on the 10-day injured list retroactive to Aug. 25 (sprained right ankle); Seth Brown selected from Las Vegas; Nick Martini designated for assignment   | Dec. 12  | Vimal Machin acquired from the Philadelphia Phillies in exchange for cash considerations; minor leaguer Buddy Reed acquired from San Diego as the PTBNL in Dec. 2 trade  |
| Aug. 28 | Nick Martini claimed off waivers by San Diego  | Jan. 13  | Tony Kemp acquired from the Chicago Cubs for minor leaguer Alfonso Rivas   |
| Aug. 29 | Khris Davis placed on paternity list; Sheldon Neuse selected from Las Vegas; Wei-Chung Wang designated for assignment  |          |  |

# FINAL SPRING TRAINING STATISTICS

## BATTING

| NAME              | AVG         | G         | AB         | R          | H          | TB         | 2B        | 3B       | HR        | RBI        | BB        | IBB      | SO         | SB        | CS       | OBP         | SLG         | OPS         | SAC      | SF       | HBP       | GDP       | E         |
|-------------------|-------------|-----------|------------|------------|------------|------------|-----------|----------|-----------|------------|-----------|----------|------------|-----------|----------|-------------|-------------|-------------|----------|----------|-----------|-----------|-----------|
| Barrera, Luis     | .231        | 10        | 13         | 1          | 3          | 4          | 1         | 0        | 0         | 1          | 2         | 0        | 3          | 1         | 0        | .333        | .308        | .641        | 0        | 0        | 0         | 1         | 0         |
| Barreto, Franklin | .351        | 17        | 37         | 9          | 13         | 20         | 4         | 0        | 1         | 3          | 5         | 0        | 12         | 1         | 0        | .429        | .541        | .969        | 0        | 0        | 0         | 1         | 2         |
| Beck, Austin      | .111        | 9         | 9          | 1          | 1          | 1          | 0         | 0        | 0         | 1          | 0         | 0        | 4          | 0         | 0        | .111        | .111        | .222        | 0        | 0        | 0         | 0         | 0         |
| Bolt, Skye        | .100        | 10        | 10         | 1          | 1          | 1          | 0         | 0        | 0         | 0          | 2         | 0        | 3          | 0         | 1        | .250        | .100        | .350        | 0        | 0        | 0         | 0         | 0         |
| Campbell, Eric    | .150        | 17        | 20         | 4          | 3          | 3          | 0         | 0        | 0         | 1          | 5         | 0        | 2          | 0         | 1        | .333        | .150        | .483        | 0        | 1        | 1         | 1         | 0         |
| Canha, Mark       | .275        | 16        | 40         | 8          | 11         | 21         | 4         | 0        | 2         | 11         | 4         | 0        | 11         | 0         | 0        | .341        | .525        | .866        | 0        | 0        | 0         | 0         | 0         |
| Chapman, Matt     | .250        | 12        | 28         | 7          | 7          | 15         | 3         | 1        | 1         | 2          | 6         | 0        | 13         | 0         | 0        | .417        | .536        | .952        | 0        | 0        | 2         | 1         | 1         |
| Davis, Khris      | .059        | 7         | 17         | 1          | 1          | 2          | 1         | 0        | 0         | 2          | 1         | 0        | 6          | 0         | 0        | .111        | .118        | .229        | 0        | 0        | 0         | 1         | 0         |
| Deichmann, Greg   | .286        | 7         | 7          | 1          | 2          | 6          | 1         | 0        | 1         | 2          | 2         | 0        | 3          | 0         | 0        | .444        | .857        | 1.302       | 0        | 0        | 0         | 0         | 0         |
| Diaz, Edwin       | .000        | 4         | 3          | 0          | 0          | 0          | 0         | 0        | 0         | 0          | 1         | 0        | 3          | 0         | 0        | .250        | .000        | .250        | 0        | 0        | 0         | 0         | 1         |
| Eierman, Jeremy   | .500        | 4         | 2          | 2          | 1          | 1          | 0         | 0        | 0         | 0          | 0         | 0        | 1          | 0         | 0        | .500        | .500        | 1.000       | 0        | 0        | 0         | 0         | 1         |
| Fowler, Dustin    | .293        | 16        | 41         | 5          | 12         | 20         | 2         | 0        | 2         | 4          | 1         | 0        | 8          | 2         | 0        | .310        | .488        | .797        | 0        | 0        | 0         | 0         | 0         |
| Grossman, Robbie  | .227        | 15        | 44         | 2          | 10         | 12         | 2         | 0        | 0         | 4          | 3         | 0        | 3          | 1         | 0        | .271        | .273        | .544        | 0        | 1        | 0         | 0         | 1         |
| Hannah, Jameson   | .000        | 3         | 6          | 1          | 0          | 0          | 0         | 0        | 0         | 0          | 1         | 0        | 2          | 0         | 0        | .143        | .000        | .143        | 0        | 0        | 0         | 0         | 0         |
| Heim, Jonah       | .000        | 1         | 1          | 0          | 0          | 0          | 0         | 0        | 0         | 0          | 0         | 0        | 1          | 0         | 0        | .000        | .000        | .000        | 0        | 0        | 0         | 0         | 0         |
| Herrmann, Chris   | .154        | 7         | 13         | 3          | 2          | 2          | 0         | 0        | 0         | 2          | 2         | 0        | 4          | 0         | 0        | .267        | .154        | .421        | 0        | 0        | 0         | 0         | 0         |
| Hundley, Nick     | .267        | 14        | 30         | 3          | 8          | 17         | 1         | 1        | 2         | 6          | 3         | 0        | 7          | 0         | 0        | .324        | .567        | .890        | 0        | 1        | 0         | 1         | 1         |
| Joseph, Corban    | .400        | 8         | 5          | 1          | 2          | 2          | 0         | 0        | 0         | 1          | 1         | 0        | 1          | 0         | 0        | .429        | .400        | .829        | 0        | 1        | 0         | 0         | 0         |
| Laureano, Ramón   | .256        | 16        | 39         | 6          | 10         | 23         | 4         | 0        | 3         | 7          | 6         | 0        | 14         | 0         | 0        | .356        | .590        | .945        | 0        | 0        | 0         | 1         | 1         |
| Martini, Nick     | .333        | 5         | 9          | 2          | 3          | 4          | 1         | 0        | 0         | 1          | 1         | 0        | 2          | 0         | 0        | .400        | .444        | .844        | 0        | 0        | 0         | 0         | 0         |
| Mateo, Jorge      | .278        | 9         | 18         | 3          | 5          | 8          | 1         | 1        | 0         | 1          | 3         | 0        | 5          | 0         | 0        | .381        | .444        | .825        | 0        | 0        | 0         | 0         | 0         |
| Merrell, Kevin    | .600        | 10        | 5          | 4          | 3          | 3          | 0         | 0        | 0         | 0          | 1         | 0        | 1          | 0         | 0        | .667        | .600        | 1.267       | 0        | 0        | 0         | 0         | 0         |
| Mondou, Nate      | ---         | 1         | 0          | 0          | 0          | 0          | 0         | 0        | 0         | 0          | 0         | 0        | 0          | 0         | 0        | ---         | ---         | .000        | 0        | 0        | 0         | 0         | 0         |
| Murphy, Sean      | .120        | 15        | 25         | 1          | 3          | 7          | 1         | 0        | 1         | 5          | 2         | 0        | 3          | 0         | 0        | .185        | .280        | .465        | 0        | 0        | 0         | 1         | 0         |
| Neuse, Sheldon    | .219        | 15        | 32         | 4          | 7          | 16         | 2         | 2        | 1         | 4          | 0         | 0        | 10         | 0         | 0        | .242        | .500        | .742        | 0        | 0        | 1         | 2         | 0         |
| Olson, Matt       | .129        | 12        | 31         | 3          | 4          | 5          | 1         | 0        | 0         | 5          | 3         | 0        | 9          | 0         | 0        | .200        | .161        | .361        | 0        | 1        | 0         | 1         | 1         |
| Payton, Mark      | .000        | 3         | 2          | 0          | 0          | 0          | 0         | 0        | 0         | 0          | 0         | 0        | 0          | 0         | 0        | .000        | .000        | .000        | 0        | 0        | 0         | 0         | 0         |
| Pennington, Cliff | .296        | 17        | 27         | 2          | 8          | 9          | 1         | 0        | 0         | 5          | 2         | 0        | 5          | 0         | 1        | .333        | .333        | .667        | 0        | 1        | 0         | 1         | 1         |
| Phegley, Josh     | .333        | 11        | 27         | 4          | 9          | 17         | 2         | 0        | 2         | 7          | 1         | 0        | 7          | 0         | 0        | .345        | .630        | .974        | 0        | 1        | 0         | 1         | 0         |
| Pinder, Chad      | .361        | 15        | 36         | 7          | 13         | 27         | 8         | 0        | 2         | 11         | 3         | 0        | 1          | 0         | 0        | .410        | .750        | 1.160       | 0        | 0        | 0         | 1         | 1         |
| Piscotty, Stephen | .250        | 13        | 32         | 5          | 8          | 16         | 2         | 0        | 2         | 5          | 1         | 0        | 9          | 0         | 0        | .314        | .500        | .814        | 0        | 0        | 2         | 1         | 1         |
| Profar, Jurickson | .220        | 15        | 41         | 7          | 9          | 17         | 0         | 1        | 2         | 7          | 4         | 0        | 5          | 2         | 0        | .304        | .415        | .719        | 0        | 0        | 1         | 1         | 3         |
| Ramirez, Tyler    | .250        | 5         | 4          | 0          | 1          | 1          | 0         | 0        | 0         | 0          | 0         | 0        | 1          | 0         | 0        | .250        | .250        | .500        | 0        | 0        | 0         | 0         | 0         |
| Rivas, Alfonso    | .167        | 5         | 6          | 0          | 1          | 1          | 0         | 0        | 0         | 0          | 0         | 0        | 1          | 0         | 0        | .167        | .167        | .333        | 0        | 0        | 0         | 0         | 0         |
| Semien, Marcus    | .326        | 15        | 43         | 7          | 14         | 22         | 3         | 1        | 1         | 4          | 2         | 0        | 4          | 2         | 1        | .356        | .512        | .867        | 0        | 0        | 0         | 0         | 1         |
| Taylor, Beau      | .143        | 7         | 7          | 1          | 1          | 1          | 0         | 0        | 0         | 4          | 0         | 0        | 4          | 0         | 0        | .455        | .143        | .597        | 0        | 0        | 0         | 0         | 0         |
| <b>Athletics</b>  | <b>.248</b> | <b>22</b> | <b>710</b> | <b>106</b> | <b>176</b> | <b>304</b> | <b>45</b> | <b>7</b> | <b>23</b> | <b>102</b> | <b>72</b> | <b>0</b> | <b>168</b> | <b>9</b>  | <b>4</b> | <b>.320</b> | <b>.428</b> | <b>.749</b> | <b>0</b> | <b>7</b> | <b>7</b>  | <b>16</b> | <b>16</b> |
| <b>Opponents</b>  | <b>.276</b> | <b>22</b> | <b>758</b> | <b>118</b> | <b>209</b> | <b>332</b> | <b>43</b> | <b>4</b> | <b>24</b> | <b>114</b> | <b>77</b> | <b>0</b> | <b>177</b> | <b>11</b> | <b>8</b> | <b>.350</b> | <b>.438</b> | <b>.788</b> | <b>0</b> | <b>4</b> | <b>12</b> | <b>15</b> |           |

PITCHING

| NAME             | W         | L         | ERA         | G         | GS        | CG       | SHO      | GF        | HLD       | S         | IP           | H          | R          | ER         | HR        | HB        | BB        | IBB      | SO         | AVG         | WP        | BK       | GIDP      | TBF        |
|------------------|-----------|-----------|-------------|-----------|-----------|----------|----------|-----------|-----------|-----------|--------------|------------|------------|------------|-----------|-----------|-----------|----------|------------|-------------|-----------|----------|-----------|------------|
| Alexander, Tyler | 0         | 0         | 0.00        | 1         | 0         | 0        | 0        | 0         | 1         | 0         | 1.0          | 0          | 0          | 0          | 0         | 0         | 0         | 0        | 1          | .000        | 0         | 0        | 0         | 3          |
| Anderson, Brett  | 2         | 0         | 2.87        | 4         | 4         | 0        | 0        | 0         | 0         | 0         | 15.2         | 14         | 5          | 5          | 2         | 1         | 3         | 0        | 10         | .241        | 0         | 0        | 2         | 62         |
| Anderson, Tanner | 1         | 0         | 1.00        | 4         | 1         | 0        | 0        | 0         | 0         | 0         | 9.0          | 8          | 2          | 1          | 1         | 0         | 0         | 0        | 11         | .235        | 1         | 0        | 1         | 34         |
| Bassitt, Chris   | 1         | 1         | 5.40        | 4         | 1         | 0        | 0        | 1         | 1         | 0         | 10.0         | 13         | 6          | 6          | 2         | 0         | 1         | 0        | 12         | .310        | 0         | 0        | 0         | 43         |
| Blackburn, Paul  | 0         | 0         | 2.25        | 3         | 1         | 0        | 0        | 0         | 0         | 0         | 8.0          | 7          | 2          | 2          | 0         | 1         | 1         | 0        | 7          | .250        | 0         | 0        | 1         | 30         |
| Blevins, Jerry   | 0         | 1         | 21.60       | 5         | 0         | 0        | 0        | 1         | 1         | 1         | 3.1          | 7          | 8          | 8          | 3         | 1         | 3         | 0        | 4          | .412        | 2         | 0        | 0         | 21         |
| Bridwell, Parker | 0         | 0         | 31.50       | 3         | 0         | 0        | 0        | 1         | 0         | 0         | 2.0          | 6          | 7          | 7          | 1         | 0         | 3         | 0        | 2          | .500        | 0         | 0        | 0         | 15         |
| Brooks, Aaron    | 2         | 1         | 4.40        | 4         | 3         | 0        | 0        | 0         | 0         | 0         | 14.1         | 15         | 7          | 7          | 1         | 2         | 6         | 0        | 14         | .273        | 0         | 0        | 1         | 63         |
| Buchanan, Jake   | 0         | 1         | 3.86        | 2         | 0         | 0        | 0        | 1         | 0         | 0         | 2.1          | 2          | 1          | 1          | 0         | 0         | 0         | 0        | 1          | .250        | 0         | 0        | 0         | 9          |
| Buchter, Ryan    | 0         | 0         | 27.00       | 5         | 0         | 0        | 0        | 1         | 0         | 1         | 3.1          | 9          | 10         | 10         | 1         | 0         | 7         | 0        | 3          | .500        | 0         | 0        | 0         | 25         |
| Crockett, Kyle   | 0         | 0         | 23.14       | 3         | 0         | 0        | 0        | 1         | 0         | 0         | 2.1          | 8          | 6          | 6          | 0         | 0         | 2         | 0        | 1          | .571        | 0         | 0        | 0         | 16         |
| Dull, Ryan       | 1         | 0         | 0.00        | 5         | 0         | 0        | 0        | 1         | 1         | 1         | 4.1          | 2          | 0          | 0          | 0         | 0         | 1         | 0        | 5          | .143        | 0         | 0        | 0         | 15         |
| Dunshree, Parker | 0         | 0         | 11.57       | 2         | 0         | 0        | 0        | 1         | 0         | 0         | 2.1          | 4          | 3          | 3          | 1         | 0         | 2         | 0        | 2          | .400        | 1         | 0        | 0         | 13         |
| Estrada, Marco   | 0         | 1         | 9.00        | 2         | 2         | 0        | 0        | 0         | 0         | 0         | 6.0          | 9          | 6          | 6          | 2         | 0         | 2         | 0        | 4          | .333        | 0         | 0        | 0         | 29         |
| Fiers, Mike      | 0         | 0         | 8.53        | 2         | 2         | 0        | 0        | 0         | 0         | 0         | 6.1          | 11         | 6          | 6          | 3         | 0         | 1         | 0        | 7          | .379        | 0         | 1        | 0         | 30         |
| Finnegan, Kyle   | 0         | 0         | 36.00       | 2         | 0         | 0        | 0        | 0         | 0         | 0         | 1.0          | 5          | 4          | 4          | 0         | 0         | 1         | 0        | 0          | .625        | 0         | 0        | 0         | 9          |
| Hendriks, Liam   | 2         | 0         | 1.35        | 7         | 1         | 0        | 0        | 1         | 1         | 0         | 6.2          | 3          | 1          | 1          | 1         | 0         | 2         | 0        | 5          | .130        | 1         | 0        | 0         | 25         |
| Holmes, Grant    | 0         | 0         | 0.00        | 1         | 0         | 0        | 0        | 0         | 0         | 0         | 1.0          | 0          | 0          | 0          | 0         | 0         | 1         | 0        | 0          | .000        | 0         | 0        | 0         | 4          |
| Kiekhefer, Dean  | 0         | 0         | 0.00        | 2         | 0         | 0        | 0        | 1         | 0         | 0         | 2.0          | 3          | 0          | 0          | 0         | 0         | 0         | 0        | 1          | .333        | 0         | 0        | 0         | 9          |
| Lobstein, Kyle   | 0         | 0         | 0.00        | 2         | 0         | 0        | 0        | 0         | 0         | 0         | 1.1          | 0          | 1          | 0          | 0         | 0         | 1         | 3        | 0          | .000        | 0         | 0        | 0         | 9          |
| Luzardo, Jesus   | 0         | 0         | 0.93        | 4         | 2         | 0        | 0        | 0         | 0         | 0         | 9.2          | 6          | 2          | 1          | 0         | 1         | 4         | 0        | 15         | .176        | 0         | 0        | 1         | 39         |
| Mengden, Daniel  | 1         | 2         | 5.73        | 4         | 3         | 0        | 0        | 0         | 0         | 0         | 11.0         | 11         | 7          | 7          | 1         | 1         | 7         | 0        | 5          | .275        | 2         | 0        | 2         | 48         |
| Montas, Frankie  | 2         | 0         | 0.56        | 5         | 2         | 0        | 0        | 3         | 0         | 2         | 16.0         | 11         | 2          | 1          | 0         | 0         | 5         | 0        | 16         | .190        | 0         | 0        | 2         | 63         |
| Petit, Yusmeiro  | 0         | 0         | 10.13       | 6         | 0         | 0        | 0        | 0         | 1         | 0         | 5.1          | 9          | 7          | 6          | 2         | 0         | 3         | 0        | 4          | .360        | 0         | 0        | 0         | 29         |
| Rodney, Fernando | 1         | 1         | 8.44        | 6         | 0         | 0        | 0        | 0         | 2         | 0         | 5.1          | 7          | 5          | 5          | 0         | 0         | 6         | 0        | 2          | .292        | 1         | 0        | 1         | 30         |
| Romero, Miguel   | 0         | 0         | 6.00        | 3         | 0         | 0        | 0        | 2         | 0         | 2         | 3.0          | 2          | 2          | 2          | 1         | 0         | 1         | 0        | 2          | .182        | 0         | 0        | 0         | 12         |
| Ruiz, Norge      | 0         | 0         | 22.50       | 2         | 0         | 0        | 0        | 1         | 0         | 0         | 2.0          | 5          | 5          | 5          | 0         | 1         | 2         | 0        | 2          | .556        | 2         | 0        | 1         | 13         |
| Schlitter, Brian | 1         | 0         | 2.45        | 6         | 0         | 0        | 0        | 2         | 0         | 0         | 3.2          | 2          | 1          | 1          | 0         | 1         | 1         | 0        | 3          | .182        | 0         | 0        | 2         | 13         |
| Seddon, Joel     | 0         | 0         | 0.00        | 1         | 0         | 0        | 0        | 1         | 0         | 0         | 1.0          | 1          | 0          | 0          | 0         | 0         | 0         | 0        | 1          | .250        | 0         | 0        | 0         | 4          |
| Soria, Joakim    | 0         | 0         | 0.00        | 6         | 0         | 0        | 0        | 0         | 3         | 0         | 5.2          | 2          | 0          | 0          | 0         | 0         | 4         | 0        | 8          | .100        | 0         | 0        | 0         | 24         |
| Treinen, Blake   | 0         | 0         | 1.50        | 6         | 0         | 0        | 0        | 0         | 3         | 0         | 6.0          | 3          | 1          | 1          | 1         | 0         | 2         | 0        | 6          | .150        | 0         | 0        | 0         | 22         |
| Triggs, Andrew   | 0         | 0         | 1.80        | 4         | 0         | 0        | 0        | 1         | 0         | 1         | 5.0          | 6          | 1          | 1          | 0         | 1         | 0         | 0        | 3          | .316        | 0         | 0        | 0         | 20         |
| Trivino, Lou     | 0         | 0         | 3.00        | 6         | 0         | 0        | 0        | 0         | 2         | 0         | 6.0          | 6          | 3          | 2          | 0         | 0         | 0         | 0        | 12         | .240        | 0         | 0        | 0         | 25         |
| Wang, Wei-Chung  | 0         | 0         | 0.00        | 3         | 0         | 0        | 0        | 2         | 1         | 2         | 3.1          | 1          | 0          | 0          | 0         | 0         | 0         | 0        | 5          | .091        | 0         | 0        | 0         | 11         |
| Wendelken, J.B.  | 0         | 0         | 9.95        | 6         | 0         | 0        | 0        | 0         | 1         | 0         | 6.1          | 11         | 7          | 7          | 1         | 0         | 4         | 0        | 3          | .367        | 1         | 0        | 1         | 34         |
| <b>Athletics</b> | <b>14</b> | <b>8</b>  | <b>5.26</b> | <b>22</b> | <b>22</b> | <b>0</b> | <b>0</b> | <b>22</b> | <b>18</b> | <b>10</b> | <b>191.2</b> | <b>209</b> | <b>118</b> | <b>112</b> | <b>24</b> | <b>12</b> | <b>77</b> | <b>0</b> | <b>177</b> | <b>.276</b> | <b>11</b> | <b>1</b> | <b>15</b> | <b>851</b> |
| <b>Opponents</b> | <b>8</b>  | <b>14</b> | <b>4.91</b> | <b>22</b> | <b>22</b> | <b>0</b> | <b>0</b> | <b>22</b> | <b>25</b> | <b>1</b>  | <b>187.0</b> | <b>176</b> | <b>106</b> | <b>102</b> | <b>23</b> | <b>7</b>  | <b>72</b> | <b>0</b> | <b>168</b> | <b>.248</b> | <b>11</b> | <b>0</b> | <b>16</b> | <b>796</b> |

REVIEW


## SPRING TRAINING RESULTS

| DATE     | OPPONENT            | SCORE           | RECORD | WINNER     | LOSER      | ATTEND. | HOME CUM. |
|----------|---------------------|-----------------|--------|------------|------------|---------|-----------|
| Feb. 21  | Seattle             | Cancelled, Rain |        |            |            |         |           |
| Feb. 22  | at Seattle          | L, 1-8          | 0-1    | Leake      | Mengden    | 5,298   |           |
| Feb. 23  | Chicago (AL)        | W, 6-5          | 1-1    | T.Anderson | Thompson   | 3,906   | 3,906     |
| Feb. 24  | Kansas City         | L, 5-14         | 1-2    | McWilliams | Brooks     | 4,273   | 8,179     |
| Feb. 25  | at Arizona          | L, 3-4          | 1-3    | Owens      | Buchanan   | 5,519   |           |
| Feb. 26  | Los Angeles (AL)    | L, 5-17         | 1-4    | Robles     | Rodney     | 3,641   | 11,820    |
| Feb. 27  | Los Angeles (NL)    | L, 3-5          | 1-5    | Urias      | Mengden    | 4,821   | 16,641    |
| Feb. 28  | at Chicago (NL)     | W, 10-3         | 2-5    | Bassitt    | Tseng      | 10,573  |           |
| March 1  | Colorado            | W, 6-3          | 3-5    | Brooks     | Anderson   | 5,411   | 22,052    |
| March 2  | Cleveland           | W, 1-0          | 4-5    | Rodney     | Bauer      | 6,682   | 28,734    |
| March 3  | at Los Angeles (AL) | L, 1-4          | 4-6    | Bedrosian  | Estrada    | 7,407   |           |
| March 4  | OFF DAY             |                 |        |            |            |         |           |
| March 5  | Texas               | W, 4-1          | 5-6    | Mengden    | Jurado     | 4,809   | 33,543    |
| March 6  | at Seattle          | W, 7-4          | 6-6    | B.Anderson | LeBlanc    | 5,226   |           |
| March 7  | at San Francisco    | W, 5-1          | 7-6    | Montas     | Bumgarner  | 9,011   |           |
| March 8  | San Diego           | W, 6-5          | 8-6    | Dull       | Buchter    | 7,803   | 41,346    |
| March 9  | Milwaukee           | L, 2-11         | 8-7    | Houser     | Blevins    | 9,007   | 50,353    |
| March 10 | San Francisco       | W, 5-4          |        | Schlitter  | Law        | 8,625   | 58,978    |
|          | at Chicago (AL)     | W, 7-6          | 10-7   | Hendriks   | Colome     | 5,486   |           |
| March 11 | at Colorado         | L, 3-6          | 10-8   | Johnson    | Bassitt    | 8,748   |           |
| March 12 | at San Diego        | Cancelled, Rain |        |            |            |         |           |
| March 13 | Chicago (NL)        | W, 12-11        | 11-8   | Montas     | Zagurski   | 10,013  | 68,991    |
| March 17 | Nippon Ham (exhib.) | W, 5-1          |        | Hendriks   | Arihara    | 26,198  |           |
| March 18 | Nippon Ham (exhib.) | T, 6-6          |        | —          | —          | 13,588  |           |
| March 24 | *San Francisco      | W, 5-0          | 12-8   | B.Anderson | Rodriguez  | 23,967  | 92,958    |
| March 25 | *San Francisco      | W, 5-4          | 13-8   | Hendriks   | Anderson   | 25,102  |           |
| March 26 | *San Francisco      | W, 4-2 (6)      | 14-8   | Brooks     | Samardzija | 24,992  |           |

\*indicates at San Francisco. ^indicates at Oakland



*Mike Fiers tossed his second career no-hitter and the 13th in Athletics history on May 7, 2019.*



**RECORDS**

# ATHLETICS YEAR-BY-YEAR

| YEAR                       | POS.  | W           | L           | PCT.        | GA/GB | MANAGER                                  | HOME             | ROAD             |
|----------------------------|-------|-------------|-------------|-------------|-------|--|------------------|------------------|
| 1901                       | 4     | 74          | 62          | .544        | -9    | Connie Mack                              | 42-24            | 32-38            |
| 1902                       | ***1  | 83          | 53          | .610        | +5    | Connie Mack                              | 56-17            | 27-36            |
| 1903                       | 2     | 75          | 60          | .556        | -14%  | Connie Mack                              | 44-21            | 31-39            |
| 1904                       | 5     | 81          | 70          | .536        | -12%  | Connie Mack                              | 47-31            | 34-39            |
| 1905                       | ***1  | 92          | 56          | .622        | +2    | Connie Mack                              | 50-23            | 42-33            |
| 1906                       | 4     | 78          | 67          | .538        | -12   | Connie Mack                              | 48-23            | 30-44            |
| 1907                       | 2     | 88          | 57          | .607        | -1%   | Connie Mack                              | 50-20            | 38-37            |
| 1908                       | 6     | 68          | 85          | .444        | -22   | Connie Mack                              | 46-30            | 22-55            |
| 1909                       | 2     | 95          | 58          | .621        | -3%   | Connie Mack                              | 49-27            | 46-31            |
| 1910                       | ****1 | 102         | 48          | .680        | +14%  | Connie Mack                              | 57-19            | 45-29            |
| 1911                       | ****1 | 101         | 50          | .669        | +13%  | Connie Mack                              | 54-20            | 47-30            |
| 1912                       | 3     | 90          | 62          | .592        | -15   | Connie Mack                              | 45-32            | 45-30            |
| 1913                       | ****1 | 96          | 57          | .627        | +6%   | Connie Mack                              | 50-26            | 46-31            |
| 1914                       | ***1  | 99          | 53          | .651        | +8%   | Connie Mack                              | 51-24            | 48-29            |
| 1915                       | 8     | 43          | 109         | .283        | -58%  | Connie Mack                              | 20-55            | 23-54            |
| 1916                       | 8     | 36          | 117         | .235        | -54%  | Connie Mack                              | 23-53            | 13-64            |
| 1917                       | 8     | 55          | 98          | .359        | -44%  | Connie Mack                              | 29-47            | 26-51            |
| 1918                       | 8     | 52          | 76          | .406        | -24   | Connie Mack                              | 35-32            | 17-44            |
| 1919                       | 8     | 36          | 104         | .257        | -52   | Connie Mack                              | 21-49            | 15-55            |
| 1920                       | 8     | 48          | 106         | .312        | -50   | Connie Mack                              | 25-50            | 23-56            |
| 1921                       | 8     | 53          | 100         | .346        | -45   | Connie Mack                              | 28-47            | 25-53            |
| 1922                       | 7     | 65          | 89          | .422        | -29   | Connie Mack                              | 38-39            | 27-50            |
| 1923                       | 6     | 69          | 83          | .454        | -29   | Connie Mack                              | 34-41            | 35-42            |
| 1924                       | 5     | 71          | 81          | .467        | -20   | Connie Mack                              | 36-39            | 35-42            |
| 1925                       | 2     | 88          | 64          | .579        | -8%   | Connie Mack                              | 51-26            | 37-38            |
| 1926                       | 3     | 83          | 67          | .553        | -6    | Connie Mack                              | 44-27            | 39-40            |
| 1927                       | 2     | 91          | 63          | .591        | -19   | Connie Mack                              | 50-27            | 41-36            |
| 1928                       | 2     | 98          | 55          | .641        | -2%   | Connie Mack                              | 52-25            | 46-30            |
| 1929                       | ****1 | 104         | 46          | .693        | +18   | Connie Mack                              | 57-16            | 47-30            |
| 1930                       | ****1 | 102         | 52          | .662        | +8    | Connie Mack                              | 58-18            | 44-34            |
| 1931                       | ***1  | 107         | 45          | .704        | +13%  | Connie Mack                              | 60-15            | 47-30            |
| 1932                       | 2     | 94          | 60          | .610        | -13   | Connie Mack                              | 51-26            | 43-34            |
| 1933                       | 3     | 79          | 72          | .523        | -19%  | Connie Mack                              | 46-29            | 33-43            |
| 1934                       | 5     | 68          | 82          | .453        | -31   | Connie Mack                              | 34-40            | 34-42            |
| 1935                       | 8     | 58          | 91          | .389        | -34   | Connie Mack                              | 30-42            | 28-49            |
| 1936                       | 8     | 53          | 100         | .346        | -49   | Connie Mack                              | 31-46            | 22-54            |
| 1937                       | 7     | 54          | 97          | .358        | -46%  | Connie Mack (39-80)/Earle Mack (15-17)   | 27-50            | 27-47            |
| 1938                       | 8     | 53          | 99          | .349        | -46   | Connie Mack                              | 28-47            | 25-52            |
| 1939                       | 7     | 55          | 97          | .362        | -51%  | Connie Mack (25-37)/Earle Mack (30-60)   | 28-48            | 27-49            |
| 1940                       | 8     | 54          | 100         | .351        | -36   | Connie Mack                              | 29-42            | 25-58            |
| 1941                       | 8     | 64          | 90          | .416        | -37   | Connie Mack                              | 36-41            | 28-49            |
| 1942                       | 8     | 55          | 99          | .357        | -48   | Connie Mack                              | 25-51            | 30-48            |
| 1943                       | 8     | 49          | 105         | .318        | -49   | Connie Mack                              | 27-51            | 22-54            |
| 1944                       | 5     | 72          | 82          | .468        | -17   | Connie Mack                              | 39-37            | 33-45            |
| 1945                       | 8     | 52          | 98          | .347        | -34%  | Connie Mack                              | 39-35            | 13-63            |
| 1946                       | 8     | 49          | 105         | .318        | -55   | Connie Mack                              | 31-46            | 18-59            |
| 1947                       | 5     | 78          | 76          | .506        | -19   | Connie Mack                              | 39-38            | 39-38            |
| 1948                       | 4     | 84          | 70          | .545        | -12%  | Connie Mack                              | 36-41            | 48-29            |
| 1949                       | 5     | 81          | 73          | .526        | -16   | Connie Mack                              | 52-25            | 29-48            |
| 1950                       | 8     | 52          | 102         | .338        | -46   | Connie Mack                              | 29-48            | 23-54            |
| 1951                       | 6     | 70          | 84          | .455        | -28   | Jimmie Dykes                             | 38-41            | 32-43            |
| 1952                       | 4     | 79          | 75          | .513        | -16   | Jimmie Dykes                             | 45-32            | 34-43            |
| 1953                       | 7     | 59          | 95          | .383        | -41%  | Jimmie Dykes                             | 27-50            | 32-45            |
| 1954                       | 8     | 51          | 103         | .331        | -60   | Eddie Joost                              | 29-47            | 22-56            |
| <b>Philadelphia Totals</b> |       | <b>3886</b> | <b>4248</b> | <b>.478</b> |       |  | <b>2146-1896</b> | <b>1740-2352</b> |
| 1955                       | 6     | 63          | 91          | .409        | -33   | Lou Boudreau                             | 33-43            | 30-48            |
| 1956                       | 8     | 52          | 102         | .338        | -45   | Lou Boudreau                             | 22-55            | 30-47            |
| 1957                       | 7     | 59          | 94          | .386        | -38%  | Lou Boudreau (36-67)/Harry Craft (23-27) | 37-40            | 22-54            |
| 1958                       | 7     | 73          | 81          | .474        | -19   | Harry Craft                              | 43-34            | 30-47            |
| 1959                       | 7     | 66          | 88          | .429        | -28   | Harry Craft                              | 37-40            | 29-48            |
| 1960                       | 8     | 58          | 96          | .377        | -39   | Bob Elliot                               | 34-43            | 24-53            |
| 1961                       | 9t    | 61          | 100         | .379        | -47%  | Joe Gordon (26-33)/Hank Bauer (35-67)    | 33-47            | 28-53            |
| 1962                       | 9     | 72          | 90          | .444        | -24   | Hank Bauer                               | 39-42            | 33-48            |

| YEAR                      | POS.  | W           | L           | PCT.        | GA/GB | WILD CARD  | MANAGER   | HOME               | ROAD             |
|---------------------------|-------|-------------|-------------|-------------|-------|------------|---|--------------------|------------------|
| 1963                      | 8     | 73          | 89          | .451        | -31½  |            | Ed Lopat  | 36-45              | 37-44            |
| 1964                      | 10    | 57          | 105         | .352        | -42   |            | Lopat (17-35)/Mel McGaha (40-70)                          | 26-55              | 31-50            |
| 1965                      | 10    | 59          | 103         | .364        | -43   |            | McGaha (5-21)/Haywood Sullivan (54-82)                    | 33-48              | 26-55            |
| 1966                      | 7     | 74          | 86          | .463        | -23   |            | Alvin Dark  | 42-39              | 32-47            |
| 1967                      | 10    | 62          | 99          | .385        | -29½  |            | Dark (52-69)/Luke Appling (10-30)                         | 37-44              | 25-55            |
| <b>Kansas City Totals</b> |       | <b>829</b>  | <b>1224</b> | <b>.404</b> |       |            |   | <b>452-575</b>     | <b>377-649</b>   |
| 1968                      | 6     | 82          | 80          | .506        | -21   |            | Bob Kennedy   | 44-38              | 38-42            |
| 1969                      | 2     | 88          | 74          | .543        | -9    |            | Hank Bauer (80-69)/McNamara (8-5)                         | 49-32              | 39-42            |
| 1970                      | 2     | 89          | 73          | .549        | -9    |            | John McNamara   | 49-32              | 40-41            |
| 1971                      | **1   | 101         | 60          | .627        | +16   |            | Dick Williams   | 46-35              | 55-25            |
| 1972                      | ****1 | 93          | 62          | .600        | +5½   |            | Dick Williams   | 48-29              | 45-33            |
| 1973                      | ****1 | 94          | 68          | .580        | +6    |            | Dick Williams   | 50-31              | 44-37            |
| 1974                      | ****1 | 90          | 72          | .556        | +5    |            | Alvin Dark  | 49-32              | 41-40            |
| 1975                      | **1   | 98          | 64          | .605        | +7    |            | Alvin Dark  | 54-27              | 44-37            |
| 1976                      | 2     | 87          | 74          | .540        | -2½   |            | Chuck Tanner  | 51-30              | 36-44            |
| 1977                      | 7     | 63          | 98          | .391        | -38½  |            | Jack McKeon (26-27)/Winkles (37-71)                       | 35-46              | 28-52            |
| 1978                      | 6     | 69          | 93          | .426        | -23   |            | Bobby Winkles (24-15)/McKeon (45-78)                      | 38-42              | 31-51            |
| 1979                      | 7     | 54          | 108         | .333        | -34   |            | Jim Marshall  | 31-50              | 23-58            |
| 1980                      | 2     | 83          | 79          | .512        | -14   |            | Billy Martin  | 46-35              | 37-44            |
| 1981                      | **1   | 64          | 45          | .587        | +5    |            | Billy Martin  | 35-21              | 29-24            |
| 1982                      | 5     | 68          | 94          | .420        | -25   |            | Billy Martin  | 36-45              | 32-49            |
| 1983                      | 4     | 74          | 88          | .457        | -25   |            | Steve Boros   | 42-39              | 32-49            |
| 1984                      | 4     | 77          | 85          | .475        | -7    |            | Boros (20-24)/Moore (57-61)                               | 44-37              | 33-48            |
| 1985                      | 4     | 77          | 85          | .475        | -14   |            | Jackie Moore  | 43-36              | 34-49            |
| 1986                      | 3t    | 76          | 86          | .469        | -16   |            | Moore (29-44)/Jeff Newman (2-8)/<br>Tony La Russa (45-34) | 47-36              | 29-50            |
| 1987                      | 3     | 81          | 81          | .500        | -4    |            | Tony La Russa   | 42-39              | 39-42            |
| 1988                      | ***1  | 104         | 58          | .642        | +13   |            | Tony La Russa   | 54-27              | 50-31            |
| 1989                      | ****1 | 99          | 63          | .611        | +7    |            | Tony La Russa   | 54-27              | 45-36            |
| 1990                      | ****1 | 103         | 59          | .636        | +9    |            | Tony La Russa   | 51-30              | 52-29            |
| 1991                      | 4     | 84          | 78          | .519        | -11   |            | Tony La Russa   | 47-34              | 37-44            |
| 1992                      | **1   | 96          | 66          | .593        | +6    |            | Tony La Russa   | 51-30              | 45-36            |
| 1993                      | 7     | 68          | 94          | .420        | -26   |            | Tony La Russa   | 38-43              | 30-51            |
| 1994                      | 2     | 51          | 63          | .447        | -1    |            | Tony La Russa   | 24-32              | 27-31            |
| 1995                      | 4     | 67          | 77          | .465        | -11½  | 7th (-12)  | Tony La Russa   | 38-34              | 29-43            |
| 1996                      | 3     | 78          | 84          | .481        | -12   | t6th (-10) | Art Howe  | 40-41 <sup>1</sup> | 38-43            |
| 1997                      | 4     | 65          | 97          | .401        | -25   | 11th (-31) | Art Howe  | 35-46              | 30-51            |
| 1998                      | 4     | 74          | 88          | .457        | -14   | 7th (-18)  | Art Howe  | 39-42              | 35-46            |
| 1999                      | 2     | 87          | 75          | .537        | -8    | 2nd (-7)   | Art Howe  | 52-29              | 35-46            |
| 2000                      | **1   | 91          | 70          | .565        | +½    | n/a        | Art Howe  | 47-34              | 44-36            |
| 2001                      | *2    | 102         | 60          | .630        | -14   | 1st (+17)  | Art Howe  | 53-28              | 49-32            |
| 2002                      | **1   | 103         | 59          | .636        | +4    | n/a        | Art Howe  | 54-27              | 49-32            |
| 2003                      | **1   | 96          | 66          | .593        | +3    | n/a        | Ken Macha   | 57-24              | 39-42            |
| 2004                      | 2     | 91          | 71          | .562        | -1    | 2nd (-7)   | Ken Macha   | 52-29              | 39-42            |
| 2005                      | 2     | 88          | 74          | .543        | -7    | 3rd (-7)   | Ken Macha   | 45-36              | 43-38            |
| 2006                      | **1   | 93          | 69          | .574        | +4    | n/a        | Ken Macha   | 49-32              | 44-37            |
| 2007                      | 3     | 76          | 86          | .469        | -18   | 6th (-18)  | Bob Geren   | 40-41              | 36-45            |
| 2008                      | 3     | 75          | 86          | .466        | -24½  | 7th (-19½) | Bob Geren   | 43-38 <sup>2</sup> | 32-48            |
| 2009                      | 4     | 75          | 87          | .463        | -22   | t7th (-20) | Bob Geren   | 40-41              | 35-46            |
| 2010                      | 2     | 81          | 81          | .500        | -9    | t5th (-14) | Bob Geren   | 47-34              | 34-47            |
| 2011                      | 3     | 74          | 88          | .457        | -22   | 7th (-17)  | Geren (27-36)/Bob Melvin (47-52)                          | 43-38              | 31-50            |
| 2012                      | **1   | 94          | 68          | .580        | +1    | n/a        | Bob Melvin  | 50-31 <sup>1</sup> | 44-37            |
| 2013                      | **1   | 96          | 66          | .593        | +5½   | n/a        | Bob Melvin  | 52-29              | 44-37            |
| 2014                      | *2    | 88          | 74          | .543        | -10   | 2nd (+1)   | Bob Melvin  | 48-33              | 40-41            |
| 2015                      | 5     | 68          | 94          | .420        | -20   | 12 (-18)   | Bob Melvin  | 34-47              | 34-47            |
| 2016                      | 5     | 69          | 93          | .426        | -26   | 10 (-20)   | Bob Melvin  | 34-47              | 35-46            |
| 2017                      | 5     | 75          | 87          | .463        | -26   | t9 (-10)   | Bob Melvin  | 46-35              | 29-52            |
| 2018                      | *2    | 97          | 65          | .599        | -6    | 2nd (+7)   | Bob Melvin  | 50-31              | 47-34            |
| 2019                      | *2    | 97          | 65          | .599        | -10   | 1st (+4)   | Bob Melvin  | 52-29 <sup>3</sup> | 45-36            |
| <b>Oakland Totals</b>     |       | <b>4313</b> | <b>3980</b> | <b>.520</b> |       |            |   | <b>2338-1811</b>   | <b>1975-2169</b> |
| <b>Athletics Totals</b>   |       | <b>9028</b> | <b>9452</b> | <b>.489</b> |       |            |   | <b>4936-4282</b>   | <b>4092-5170</b> |

\* American League Wild Card Champions (4 times)

\*\* American League Western Division Champions (16 times)

\*\*\* American League Champions (15 times: Oakland 6 times, Philadelphia 9 times)

\*\*\*\* World Champions (9 times: Oakland 4 times, Philadelphia 5 times)

<sup>1</sup> includes 2-4 record at Las Vegas

<sup>2</sup> includes 1-1 record at Tokyo

<sup>3</sup> includes 0-2 record at Tokyo

# ATHLETICS VS. THE AMERICAN LEAGUE

| YEAR | BAL   | BOS   | CHI   | CLE   | DET   | MIL  | NY    | STL   | WAS   | TOTAL  |
|------|-------|-------|-------|-------|-------|------|-------|-------|-------|--------|
| 1901 | 8-12  | 10-10 | 8-12  | 14-6  | 9-7   | 14-6 |       |       | 11-9  | 74-62  |
| 1902 | 13-6  | 11-9  | 10-10 | 12-8  | 16-4  |      |       | 9-10  | 12-6  | 83-53  |
| 1903 |       | 6-13  | 14-6  | 11-9  | 9-11  |      | 8-10  | 11-8  | 16-3  | 75-60  |
| 1904 |       | 9-13  | 14-8  | 10-11 | 12-10 |      | 9-12  | 11-10 | 16-6  | 81-70  |
| 1905 |       | 15-7  | 12-9  | 15-7  | 13-9  |      | 11-8  | 15-7  | 11-9  | 92-56  |
| 1906 |       | 14-8  | 9-12  | 10-12 | 13-6  |      | 8-13  | 9-11  | 15-5  | 78-67  |
| 1907 |       | 14-8  | 12-10 | 14-8  | 8-11  |      | 9-10  | 14-6  | 17-4  | 88-57  |
| 1908 |       | 12-10 | 9-13  | 6-16  | 8-14  |      | 14-8  | 8-13  | 11-11 | 68-85  |
| 1909 |       | 11-10 | 10-12 | 13-9  | 14-8  |      | 14-8  | 14-8  | 19-3  | 95-58  |
| 1910 |       | 18-4  | 14-8  | 14-7  | 13-9  |      | 12-9  | 17-5  | 14-6  | 102-48 |
| 1911 |       | 13-9  | 11-9  | 17-5  | 10-12 |      | 15-6  | 20-2  | 15-7  | 101-50 |
| 1912 |       | 7-15  | 10-12 | 14-8  | 13-9  |      | 17-5  | 16-6  | 13-7  | 90-62  |
| 1913 |       | 11-11 | 11-11 | 13-9  | 15-7  |      | 17-5  | 15-6  | 14-8  | 96-57  |
| 1914 |       | 9-12  | 17-5  | 19-3  | 12-9  |      | 14-8  | 15-7  | 13-9  | 99-53  |
| 1915 |       | 5-17  | 3-19  | 7-15  | 5-17  |      | 9-11  | 6-16  | 8-14  | 43-109 |
| 1916 |       | 6-16  | 4-18  | 4-18  | 4-18  |      | 7-15  | 5-17  | 6-15  | 36-117 |
| 1917 |       | 3-18  | 7-15  | 6-16  | 10-12 |      | 7-15  | 11-11 | 11-11 | 55-98  |
| 1918 |       | 6-13  | 10-11 | 7-13  | 11-9  |      | 4-8   | 8-10  | 6-12  | 52-76  |
| 1919 |       | 6-14  | 3-17  | 4-16  | 6-14  |      | 2-18  | 7-13  | 8-12  | 36-104 |
| 1920 |       | 9-13  | 6-16  | 6-16  | 10-12 |      | 3-19  | 8-14  | 6-16  | 48-106 |
| 1921 |       | 10-12 | 8-14  | 7-15  | 7-14  |      | 5-17  | 5-17  | 11-11 | 53-100 |
| 1922 |       | 12-10 | 10-12 | 11-11 | 6-16  |      | 5-17  | 9-13  | 12-10 | 65-89  |
| 1923 |       | 7-13  | 12-10 | 10-12 | 10-12 |      | 6-16  | 9-13  | 15-7  | 69-83  |
| 1924 |       | 10-12 | 11-11 | 11-11 | 11-11 |      | 8-12  | 13-9  | 7-15  | 71-81  |
| 1925 |       | 17-5  | 14-8  | 11-11 | 14-8  |      | 13-9  | 12-10 | 7-13  | 88-64  |
| 1926 |       | 14-8  | 15-6  | 8-14  | 11-11 |      | 13-9  | 15-7  | 7-12  | 83-67  |
| 1927 |       | 16-6  | 14-8  | 12-10 | 13-9  |      | 8-14  | 16-6  | 12-10 | 91-63  |
| 1928 |       | 18-3  | 16-6  | 16-6  | 14-8  |      | 6-16  | 16-6  | 12-10 | 98-55  |
| 1929 |       | 18-4  | 13-9  | 14-7  | 18-4  |      | 14-8  | 11-10 | 16-4  | 104-46 |
| 1930 |       | 18-4  | 16-6  | 15-7  | 15-7  |      | 12-10 | 16-6  | 10-12 | 102-52 |
| 1931 |       | 16-4  | 19-3  | 18-4  | 18-4  |      | 11-11 | 14-8  | 11-11 | 107-45 |
| 1932 |       | 18-4  | 15-7  | 12-10 | 15-7  |      | 8-14  | 16-6  | 10-12 | 94-60  |
| 1933 |       | 8-14  | 10-12 | 16-6  | 11-11 |      | 9-12  | 14-6  | 11-11 | 79-72  |
| 1934 |       | 9-12  | 13-9  | 9-13  | 10-12 |      | 7-15  | 9-12  | 11-9  | 68-82  |
| 1935 |       | 6-16  | 10-12 | 10-12 | 5-14  |      | 6-14  | 11-11 | 10-12 | 58-91  |
| 1936 |       | 9-13  | 7-15  | 9-13  | 5-17  |      | 6-16  | 11-10 | 6-16  | 53-100 |
| 1937 |       | 3-17  | 7-15  | 9-13  | 8-14  |      | 8-14  | 11-11 | 8-13  | 54-97  |
| 1938 |       | 8-14  | 10-12 | 4-18  | 8-14  |      | 5-16  | 12-9  | 6-16  | 53-99  |
| 1939 |       | 4-18  | 11-11 | 4-18  | 11-11 |      | 4-18  | 13-9  | 8-12  | 55-97  |
| 1940 |       | 4-18  | 6-16  | 8-14  | 11-11 |      | 9-13  | 8-14  | 8-14  | 54-100 |
| 1941 |       | 6-16  | 12-10 | 7-15  | 9-13  |      | 8-14  | 11-11 | 11-11 | 64-90  |
| 1942 |       | 8-14  | 10-12 | 6-16  | 9-13  |      | 6-16  | 6-16  | 10-12 | 55-99  |
| 1943 |       | 11-11 | 4-18  | 6-16  | 9-13  |      | 6-16  | 8-14  | 5-17  | 49-105 |
| 1944 |       | 11-11 | 13-9  | 10-12 | 11-11 |      | 9-13  | 9-13  | 9-13  | 72-82  |
| 1945 |       | 8-14  | 10-12 | 6-12  | 7-15  |      | 6-16  | 10-12 | 5-17  | 52-98  |
| 1946 |       | 5-17  | 10-12 | 7-15  | 5-17  |      | 6-16  | 10-12 | 6-16  | 49-105 |
| 1947 |       | 12-10 | 11-11 | 11-11 | 11-11 |      | 9-13  | 13-9  | 11-11 | 78-76  |
| 1948 |       | 10-12 | 16-6  | 6-16  | 10-12 |      | 10-12 | 18-4  | 14-8  | 84-70  |
| 1949 |       | 8-14  | 16-6  | 13-9  | 8-14  |      | 8-14  | 12-10 | 16-6  | 81-73  |
| 1950 |       | 3-19  | 11-11 | 5-17  | 5-17  |      | 7-15  | 8-14  | 13-9  | 52-102 |
| 1951 |       | 7-15  | 13-9  | 6-16  | 9-13  |      | 9-13  | 14-8  | 12-10 | 70-84  |
| 1952 |       | 10-12 | 11-11 | 9-13  | 17-5  |      | 9-13  | 14-8  | 9-13  | 79-75  |
| 1953 |       | 7-15  | 12-10 | 3-19  | 11-11 |      | 5-17  | 13-9  | 8-14  | 59-95  |
| 1954 | 12-10 | 7-15  | 5-17  | 4-18  | 9-13  |      | 4-18  |       | 10-12 | 51-103 |
| 1955 | 12-10 | 8-14  | 8-14  | 5-17  | 10-12 |      | 7-15  |       | 13-9  | 63-91  |
| 1956 | 7-15  | 10-12 | 8-14  | 5-17  | 6-16  |      | 4-18  |       | 12-10 | 52-102 |
| 1957 | 5-16  | 6-16  | 8-14  | 11-11 | 14-8  |      | 3-19  |       | 12-10 | 59-94  |
| 1958 | 10-12 | 10-12 | 10-12 | 12-10 | 10-12 |      | 9-13  |       | 12-10 | 73-81  |
| 1959 | 14-8  | 11-11 | 10-12 | 7-15  | 7-15  |      | 5-17  |       | 12-10 | 66-88  |
| 1960 | 9-13  | 9-13  | 7-15  | 7-15  | 12-10 |      | 7-15  |       | 7-15  | 58-96  |

| YEAR          | BAL             | BOS             | CHI             | CLE             | DET          | HOU            | KC             | LAA              | MIL            | MIN             | NYG           | SEA            | TB             | TEX              | TOR  | TOTAL  |
|---------------|-----------------|-----------------|-----------------|-----------------|--------------|----------------|----------------|------------------|----------------|-----------------|---------------|----------------|----------------|------------------|------|--------|
| 1961          | 5-13            | 8-10            | 4-14            | 9-8             | 6-12         |                |                | 9-9              |                | 7-11            | 4-14          |                |                | 9-9              |      | 61-100 |
| 1962          | 8-10            | 8-10            | 9-9             | 7-11            | 6-12         |                |                | 6-12             |                | 8-10            | 5-13          |                |                | 15-3             |      | 72-90  |
| 1963          | 9-9             | 11-7            | 6-12            | 7-11            | 5-13         |                |                | 10-8             |                | 9-9             | 6-12          |                |                | 10-8             |      | 73-89  |
| 1964          | 5-13            | 6-12            | 2-16            | 8-10            | 7-11         |                |                | 6-12             |                | 9-9             | 6-12          |                |                | 8-10             |      | 57-105 |
| 1965          | 7-11            | 7-11            | 5-13            | 9-9             | 5-13         |                |                | 5-13             |                | 8-10            | 7-11          |                |                | 6-12             |      | 59-103 |
| 1966          | 5-11            | 9-9             | 5-13            | 12-6            | 12-6         |                |                | 9-9              |                | 8-10            | 5-13          |                |                | 9-9              |      | 74-86  |
| 1967          | 8-10            | 6-12            | 10-8            | 7-11            | 6-12         |                |                | 4-14             |                | 8-10            | 7-11          |                |                | 6-11             |      | 62-99  |
| 1968          | 9-9             | 10-8            | 8-10            | 12-6            | 5-13         |                |                | 13-5             |                | 10-8            | 8-10          |                |                | 7-11             |      | 82-80  |
| 1969          | 4-8             | 8-4             | 10-8            | 7-5             | 5-7          |                | 10-8           | 12-6             | 13-5           | 5-13            | 6-6           |                |                | 8-4              |      | 88-74  |
| 1970          | 5-7             | 5-7             | 16-2            | 5-7             | 6-6          |                | 11-7           | 10-8             | 10-8           | 5-13            | 6-6           |                |                | 10-2             |      | 89-73  |
| 1971          | 4-7             | 9-3             | 7-11            | 8-4             | 8-4          |                | 13-5           | 11-7             | 15-3           | 10-8            | 7-5           |                |                | 9-3              |      | 101-60 |
| 1972          | 6-6             | 3-9             | 8-7             | 10-2            | 8-4          |                | 11-7           | 10-8             | 8-4            | 9-8             | 9-3           |                |                | 11-4             |      | 93-62  |
| 1973          | 7-5             | 8-4             | 12-6            | 9-3             | 5-7          |                | 10-8           | 12-6             | 8-4            | 4-14            | 8-4           |                |                | 11-7             |      | 94-68  |
| 1974          | 6-6             | 4-8             | 11-7            | 7-5             | 7-5          |                | 10-8           | 12-6             | 7-5            | 13-5            | 5-7           |                |                | 8-10             |      | 90-72  |
| 1975          | 8-4             | 6-6             | 9-9             | 10-2            | 6-6          |                | 11-7           | 11-7             | 7-5            | 12-6            | 6-6           |                |                | 12-6             |      | 98-64  |
| 1976          | 8-4             | 8-4             | 9-8             | 8-4             | 6-6          |                | 9-9            | 12-6             | 7-5            | 7-11            | 6-6           |                |                | 7-11             |      | 87-74  |
| 1977          | 2-8             | 3-8             | 5-10            | 3-7             | 5-5          |                | 6-9            | 10-5             | 5-5            | 6-8             | 2-9           | 7-8            |                | 2-13             | 7-3  | 63-98  |
| 1978          | 0-11            | 5-5             | 8-7             | 6-4             | 4-6          |                | 5-10           | 6-9              | 1-9            | 6-9             | 2-8           | 13-2           |                | 6-9              | 7-4  | 69-93  |
| 1979          | 4-8             | 3-9             | 4-9             | 4-8             | 5-7          |                | 4-9            | 3-10             | 6-6            | 4-9             | 3-9           | 8-5            |                | 2-11             | 4-8  | 54-108 |
| 1980          | 5-7             | 3-9             | 7-6             | 6-6             | 6-6          |                | 7-6            | 10-3             | 5-7            | 7-6             | 4-8           | 8-5            |                | 7-6              | 8-4  | 83-79  |
| 1981          | 5-7             | 5-7             | 6-7             | 2-3             | 2-1          |                | 3-3            | 8-2              | 2-4            | 8-2             | 3-4           | 6-1            |                | 4-2              | 10-2 | 64-45  |
| 1982          | 5-7             | 4-8             | 4-9             | 8-4             | 3-9          |                | 6-7            | 4-9              | 5-7            | 10-3            | 5-7           | 6-7            |                | 5-8              | 3-9  | 68-94  |
| 1983          | 4-8             | 4-8             | 5-8             | 5-7             | 6-6          |                | 6-7            | 8-5              | 6-6            | 9-4             | 4-8           | 9-4            |                | 2-11             | 6-6  | 74-88  |
| 1984          | 6-6             | 5-7             | 7-6             | 5-7             | 3-9          |                | 8-5            | 6-7              | 8-4            | 5-8             | 4-8           | 8-5            |                | 8-5              | 4-8  | 77-85  |
| 1985          | 5-7             | 4-8             | 5-8             | 9-3             | 4-8          |                | 5-8            | 7-6              | 9-3            | 5-8             | 5-7           | 8-5            |                | 6-7              | 5-7  | 77-85  |
| 1986          | 7-5             | 5-7             | 6-7             | 2-10            | 6-6          |                | 5-8            | 3-10             | 7-5            | 7-6             | 7-5           | 10-3           |                | 3-10             | 8-4  | 76-86  |
| 1987          | 5-7             | 8-4             | 4-9             | 8-4             | 7-5          |                | 8-5            | 7-6              | 6-6            | 3-10            | 7-5           | 5-8            |                | 6-7              | 7-5  | 81-81  |
| 1988          | 8-4             | 9-3             | 8-5             | 8-4             | 8-4          |                | 5-8            | 9-4              | 9-3            | 8-5             | 6-6           | 9-4            |                | 8-5              | 9-3  | 104-58 |
| 1989          | 7-5             | 5-7             | 8-5             | 10-2            | 8-4          |                | 6-7            | 8-5              | 7-5            | 7-6             | 9-3           | 9-4            |                | 8-5              | 7-5  | 99-63  |
| 1990          | 8-4             | 8-4             | 5-8             | 8-4             | 6-6          |                | 9-4            | 9-4              | 7-5            | 7-6             | 12-0          | 9-4            |                | 8-5              | 7-5  | 103-59 |
| 1991          | 9-3             | 4-8             | 6-7             | 7-5             | 8-4          |                | 7-6            | 12-1             | 4-8            | 5-8             | 6-6           | 6-7            |                | 4-9              | 6-6  | 84-78  |
| 1992          | 6-6             | 7-5             | 8-5             | 6-6             | 6-6          |                | 9-4            | 8-5              | 5-7            | 8-5             | 6-6           | 12-1           |                | 9-4              | 6-6  | 96-66  |
| 1993          | 2-10            | 3-9             | 6-7             | 4-8             | 4-8          |                | 7-6            | 7-6              | 5-7            | 5-8             | 6-6           | 9-4            |                | 5-8              | 5-7  | 68-94  |
| 1994          | 5-7             | 3-9             | 3-6             | 0-6             | 4-5          |                | 3-7            | 6-3              | 1-4            | 5-2             | 5-7           | 4-3            |                | 7-3              | 5-1  | 51-63  |
| 1995          | 7-5             | 4-8             | 5-7             | 0-7             | 3-2          |                | 8-5            | 7-6              | 2-7            | 7-5             | 9-4           | 7-6            |                | 5-8              | 3-7  | 67-77  |
| 1996          | 4-9             | 5-8             | 7-5             | 6-6             | 8-4          |                | 7-5            | 7-6              | 5-7            | 7-6             | 3-9           | 8-5            |                | 7-6              | 4-8  | 78-84  |
| 1997          | 3-8             | 4-7             | 3-8             | 4-7             | 4-7          |                | 8-3            | 1-11             | 6-5            | 4-7             | 5-6           | 5-7            |                | 5-7              | 6-5  | 58-88  |
| 1998          | 3-8             | 2-9             | 7-4             | 8-3             | 4-7          |                | 4-7            | 7-5              |                | 7-4             | 3-8           | 5-7            | 5-6            | 6-6              | 5-6  | 66-80  |
| 1999          | 7-5             | 6-4             | 7-3             | 2-10            | 6-4          |                | 6-6            | 4-8              |                | 5-7             | 4-6           | 6-6            | 9-1            | 5-7              | 8-2  | 75-69  |
| 2000          | 8-4             | 5-5             | 3-6             | 6-6             | 4-6          |                | 8-4            | 8-5              |                | 7-5             | 3-6           | 9-4            | 7-2            | 5-7              | 7-3  | 80-63  |
| 2001          | 7-2             | 5-4             | 8-1             | 3-4             | 6-1          |                | 6-3            | 14-6             |                | 4-5             | 6-3           | 9-10           | 7-2            | 9-10             | 6-3  | 90-54  |
| 2002          | 5-4             | 3-6             | 7-2             | 5-2             | 6-1          |                | 8-1            | 11-9             |                | 6-3             | 4-5           | 8-11           | 8-1            | 13-6             | 3-6  | 87-57  |
| 2003          | 7-2             | 4-3             | 5-4             | 6-3             | 6-3          |                | 7-2            | 12-8             |                | 1-8             | 6-3           | 7-12           | 6-3            | 15-4             | 5-2  | 87-57  |
| 2004          | 7-0             | 1-8             | 7-2             | 3-6             | 5-4          |                | 7-2            | 9-10             |                | 5-2             | 2-7           | 11-8           | 7-2            | 11-9             | 6-3  | 81-63  |
| 2005          | 6-4             | 4-6             | 7-2             | 3-6             | 5-1          |                | 4-2            | 9-10             |                | 6-4             | 2-7           | 12-6           | 4-5            | 11-8             | 5-5  | 78-66  |
| 2006          | 4-2             | 7-3             | 3-3             | 6-3             | 4-5          |                | 5-4            | 8-11             |                | 4-6             | 6-3           | 17-2           | 6-3            | 9-10             | 6-4  | 85-59  |
| 2007          | 4-4             | 4-4             | 5-4             | 4-6             | 6-4          |                | 4-6            | 10-9             |                | 2-5             | 4-2           | 5-14           | 4-6            | 9-10             | 5-4  | 66-78  |
| 2008          | 5-0             | 4-6             | 4-5             | 4-5             | 6-3          |                | 3-6            | 9-10             |                | 5-5             | 1-5           | 10-9           | 3-6            | 7-12             | 4-6  | 65-78  |
| 2009          | 5-1             | 5-5             | 5-4             | 5-2             | 4-5          |                | 6-2            | 7-12             |                | 6-4             | 2-7           | 5-14           | 6-4            | 11-8             | 3-6  | 70-74  |
| 2010          | 7-3             | 5-4             | 5-4             | 6-3             | 3-3          |                | 6-3            | 8-11             |                | 3-6             | 1-9           | 13-6           | 4-5            | 9-10             | 3-4  | 73-71  |
| 2011          | 5-4             | 2-6             | 4-6             | 2-5             | 5-5          |                | 5-4            | 11-8             |                | 4-4             | 3-6           | 9-10           | 5-2            | 6-13             | 5-5  | 66-78  |
| 2012          | 5-4             | 8-1             | 3-3             | 8-2             | 3-4          |                | 4-5            | 10-9             |                | 5-4             | 5-5           | 12-7           | 5-4            | 11-8             | 5-4  | 84-60  |
| 2013          | 2-5             | 3-3             | 5-2             | 2-5             | 4-3          | 15-4           | 5-1            | 11-8             |                | 6-1             | 5-1           | 8-11           | 3-3            | 10-9             | 4-3  | 83-59  |
| 2014          | 4-2             | 4-3             | 3-4             | 4-2             | 2-5          | 11-8           | 2-5            | 9-10             |                | 6-1             | 4-2           | 9-10           | 4-2            | 9-10             | 4-3  | 75-67  |
| 2015          | 1-6             | 1-5             | 2-5             | 4-3             | 4-2          | 9-10           | 1-5            | 8-11             |                | 3-4             | 4-3           | 6-13           | 3-4            | 10-9             | 1-5  | 57-85  |
| 2016          | 4-3             | 1-5             | 2-5             | 2-4             | 3-4          | 6-13           | 6-1            | 7-12             |                | 4-2             | 3-4           | 7-12           | 5-2            | 9-10             | 3-3  | 62-80  |
| 2017          | 3-4             | 4-3             | 5-1             | 4-3             | 5-1          | 7-12           | 3-3            | 7-12             |                | 3-3             | 5-2           | 7-12           | 2-5            | 11-8             | 2-5  | 68-74  |
| 2018          | 5-1             | 4-2             | 5-2             | 4-2             | 7-0          | 7-12           | 5-2            | 9-10             |                | 5-2             | 3-3           | 9-10           | 2-5            | 13-6             | 7-0  | 85-57  |
| 2019          | 6-1             | 3-4             | 5-1             | 5-1             | 6-1          | 8-11           | 5-2            | 13-6             |                | 4-3             | 4-2           | 10-9           | 4-3            | 13-6             | 0-6  | 86-56  |
| <b>Totals</b> |                 | <b>889-1081</b> | <b>918-1035</b> | <b>938-1001</b> | <b>68-71</b> | <b>499-459</b> |                | <b>1013-1010</b> | <b>360-301</b> | <b>795-1149</b> | <b>109-76</b> | <b>224-201</b> |                | <b>8800-9256</b> |      |        |
|               | <b>1010-947</b> |                 |                 |                 |              |                | <b>327-267</b> |                  |                |                 |               |                | <b>475-455</b> |                  |      |        |

**Note:** Baltimore record also includes Milwaukee Brewers (1901) and St. Louis Browns (1902-53). Houston total includes 5-1 record while in the NL. Minnesota record includes Washington Senators (1901-60). New York record includes Baltimore Orioles (1901-02). Milwaukee record includes Seattle Pilots (1969). Texas record includes Washington Senators (1961-71).

# ATHLETICS VS. THE NATIONAL LEAGUE

| YEAR          | ARI          | ATL         | CHI         | CIN         | COL          | HOU | LA           | MIA        | MIL            | NYM         | PHI         | PIT         | STL         | SD           | SF           | WAS        | TOTAL          |
|---------------|--------------|-------------|-------------|-------------|--------------|-----|--------------|------------|----------------|-------------|-------------|-------------|-------------|--------------|--------------|------------|----------------|
| 1997          |              |             |             |             | 1-3          |     | 1-3          |            |                |             |             |             |             | 3-1          | 2-2          |            | 7-9            |
| 1998          | 2-1          |             |             |             | 1-2          |     | 1-2          |            |                |             |             |             |             | 2-1          | 2-2          |            | 8-8            |
| 1999          | 2-1          |             |             |             | 3-0          |     | 3-0          |            |                |             |             |             |             | 1-2          | 3-3          |            | 12-6           |
| 2000          | 2-1          |             |             |             | 1-2          |     | 2-1          |            |                |             |             |             |             | 3-0          | 3-3          |            | 11-7           |
| 2001          | 3-0          |             |             |             | 3-0          |     | 2-1          |            |                |             |             |             |             | 2-1          | 2-4          |            | 12-6           |
| 2002          |              |             |             | 3-0         |              | 3-0 |              |            | 3-0            |             |             | 3-0         |             |              | 4-2          |            | 16-2           |
| 2003          |              | 1-2         |             |             |              |     |              | 1-2        |                |             | 1-2         |             |             |              | 3-3          | 3-0        | 9-9            |
| 2004          |              |             | 1-2         | 3-0         |              |     |              |            |                |             |             | 3-0         | 0-3         |              | 3-3          |            | 10-8           |
| 2005          |              | 2-1         |             |             |              |     |              |            |                | 2-1         | 2-1         |             |             |              | 4-2          | 0-3        | 10-8           |
| 2006          | 0-3          |             |             |             | 1-2          |     | 3-0          |            |                |             |             |             | 1-2         |              | 3-3          |            | 8-10           |
| 2007          |              |             |             | 2-1         |              | 2-1 |              |            |                | 0-3         |             |             | 1-2         |              | 5-1          |            | 10-8           |
| 2008          | 1-2          | 1-2         |             |             |              |     |              | 2-1        |                |             | 2-1         |             |             |              | 4-2          |            | 10-8           |
| 2009          | 1-2          |             |             |             | 0-3          |     | 1-2          |            |                |             |             |             |             | 2-1          | 1-5          |            | 5-13           |
| 2010          |              |             | 1-2         | 0-3         |              |     |              |            |                |             |             | 3-0         | 1-2         |              | 3-3          |            | 8-10           |
| 2011          | 2-1          |             |             |             |              |     |              | 1-2        |                | 1-2         | 1-2         |             |             |              | 3-3          |            | 8-10           |
| 2012          | 0-3          |             |             |             | 3-0          |     | 3-0          |            |                |             |             |             |             | 2-1          | 2-4          |            | 10-8           |
| 2013          |              |             | 2-1         | 2-2         |              |     |              |            | 2-1            |             |             | 2-1         | 2-1         |              | 3-1          |            | 13-7           |
| 2014          |              | 0-3         |             |             |              |     |              | 3-0        |                | 2-2         | 2-1         |             |             |              | 3-1          | 3-0        | 13-7           |
| 2015          | 2-1          |             |             |             | 2-1          |     | 3-1          |            |                |             |             |             |             | 3-1          | 1-5          |            | 11-9           |
| 2016          |              |             | 0-3         | 1-2         |              |     |              |            | 1-3            |             |             | 0-3         | 2-1         |              | 3-1          |            | 7-13           |
| 2017          |              | 0-3         |             |             |              |     |              | 1-3        |                | 1-2         | 2-1         |             |             |              | 2-2          | 1-2        | 7-13           |
| 2018          | 2-1          |             |             |             | 0-3          |     | 2-2          |            |                |             |             |             |             | 4-0          | 4-2          |            | 12-8           |
| 2019          |              |             | 1-2         | 2-1         |              |     |              |            | 2-1            |             |             | 1-2         | 4-0         |              | 1-3          |            | 11-9           |
| <b>Totals</b> | <b>17-16</b> | <b>4-11</b> | <b>5-10</b> | <b>13-9</b> | <b>15-16</b> |     | <b>21-12</b> | <b>8-8</b> | <b>194-164</b> | <b>6-10</b> | <b>10-8</b> | <b>12-6</b> | <b>10-9</b> | <b>23-10</b> | <b>64-60</b> | <b>7-5</b> | <b>228-196</b> |

Note: Washington record also includes Montreal Expos (2003). Milwaukee total includes 186-159 record while in the AL.

# ATHLETICS IN DIVISIONAL PLAY

| YEAR | A.L. WEST |       |       | A.L. CENTRAL |       |       | A.L. EAST |       |       | NATIONAL LEAGUE |      |       |
|------|-----------|-------|-------|--------------|-------|-------|-----------|-------|-------|-----------------|------|-------|
|      | HOME      | ROAD  | TOTAL | HOME         | ROAD  | TOTAL | HOME      | ROAD  | TOTAL | HOME            | ROAD | TOTAL |
| 1969 | 26-19     | 24-21 | 50-40 |              |       |       | 23-13     | 15-21 | 38-34 |                 |      |       |
| 1970 | 27-18     | 25-20 | 52-38 |              |       |       | 22-14     | 15-21 | 37-35 |                 |      |       |
| 1971 | 24-21     | 32-13 | 56-34 |              |       |       | 22-14     | 23-12 | 45-26 |                 |      |       |
| 1972 | 28-13     | 21-21 | 49-34 |              |       |       | 20-16     | 24-12 | 44-28 |                 |      |       |
| 1973 | 26-19     | 23-22 | 49-41 |              |       |       | 24-12     | 21-15 | 45-27 |                 |      |       |
| 1974 | 31-14     | 23-22 | 54-36 |              |       |       | 18-18     | 18-18 | 36-36 |                 |      |       |
| 1975 | 32-13     | 23-22 | 55-35 |              |       |       | 22-14     | 21-15 | 43-29 |                 |      |       |
| 1976 | 27-18     | 17-27 | 44-45 |              |       |       | 24-12     | 19-17 | 43-29 |                 |      |       |
| 1977 | 23-22     | 13-31 | 36-53 |              |       |       | 12-24     | 15-21 | 27-45 |                 |      |       |
| 1978 | 23-21     | 21-25 | 44-46 |              |       |       | 15-21     | 10-26 | 25-47 |                 |      |       |
| 1979 | 15-24     | 10-29 | 25-53 |              |       |       | 16-26     | 13-29 | 29-55 |                 |      |       |
| 1980 | 25-14     | 21-18 | 46-32 |              |       |       | 21-21     | 16-26 | 37-47 |                 |      |       |
| 1981 | 15-11     | 20-6  | 35-17 |              |       |       | 20-10     | 9-18  | 29-28 |                 |      |       |
| 1982 | 19-20     | 16-23 | 35-43 |              |       |       | 17-25     | 16-26 | 33-51 |                 |      |       |
| 1983 | 22-17     | 17-22 | 39-39 |              |       |       | 20-22     | 15-27 | 35-49 |                 |      |       |
| 1984 | 25-14     | 17-22 | 42-36 |              |       |       | 19-23     | 16-26 | 35-49 |                 |      |       |
| 1985 | 21-16     | 15-26 | 36-42 |              |       |       | 22-20     | 19-23 | 41-43 |                 |      |       |
| 1986 | 18-20     | 15-24 | 33-44 |              |       |       | 29-16     | 14-26 | 43-42 |                 |      |       |
| 1987 | 17-22     | 16-23 | 33-45 |              |       |       | 25-17     | 23-19 | 48-36 |                 |      |       |
| 1988 | 24-15     | 23-16 | 47-31 |              |       |       | 30-12     | 27-15 | 57-27 |                 |      |       |
| 1989 | 25-14     | 21-18 | 46-32 |              |       |       | 29-13     | 24-18 | 53-31 |                 |      |       |
| 1990 | 22-17     | 25-14 | 47-31 |              |       |       | 29-13     | 27-15 | 56-28 |                 |      |       |
| 1991 | 25-14     | 15-24 | 40-38 |              |       |       | 22-20     | 22-20 | 44-40 |                 |      |       |
| 1992 | 29-10     | 25-14 | 54-24 |              |       |       | 22-20     | 20-22 | 42-42 |                 |      |       |
| 1993 | 20-19     | 19-20 | 39-39 |              |       |       | 18-24     | 11-31 | 29-55 |                 |      |       |
| 1994 | 8-5       | 9-4   | 17-9  | 5-14         | 7-11  | 12-25 | 11-13     | 11-16 | 22-29 |                 |      |       |
| 1995 | 13-7      | 6-13  | 19-20 | 11-15        | 11-16 | 22-31 | 14-12     | 12-14 | 26-26 |                 |      |       |
| 1996 | 11-9      | 11-8  | 22-17 | 18-12        | 14-17 | 32-29 | 11-20     | 13-18 | 24-38 |                 |      |       |
| 1997 | 5-13      | 6-12  | 11-25 | 13-14        | 12-16 | 25-30 | 13-15     | 9-18  | 22-33 | 4-4             | 3-5  | 7-9   |

| YEAR          | A.L. WEST      |                  |                | A.L. CENTRAL   |                |                | A.L. EAST      |                |                  | NATIONAL LEAGUE |               |                |
|---------------|----------------|------------------|----------------|----------------|----------------|----------------|----------------|----------------|------------------|-----------------|---------------|----------------|
|               | HOME           | ROAD             | TOTAL          | HOME           | ROAD           | TOTAL          | HOME           | ROAD           | TOTAL            | HOME            | ROAD          | TOTAL          |
| 1998          | 9-9            | 9-9              | 18-18          | 16-12          | 14-13          | 30-25          | 10-17          | 8-20           | 18-37            | 4-4             | 4-4           | 8-8            |
| 1999          | 11-7           | 4-14             | 15-21          | 16-10          | 10-20          | 26-30          | 17-11          | 17-7           | 34-18            | 8-1             | 4-5           | 12-6           |
| 2000          | 13-6           | 9-10             | 22-16          | 13-17          | 15-10          | 28-27          | 14-9           | 16-11          | 30-20            | 7-2             | 4-5           | 11-7           |
| 2001          | 16-13          | 16-13            | 32-26          | 9-7            | 18-7           | 27-14          | 21-6           | 10-8           | 31-14            | 7-2             | 5-4           | 12-6           |
| 2002          | 19-10          | 13-16            | 32-26          | 19-6           | 13-3           | 32-9           | 8-10           | 15-12          | 23-22            | 8-1             | 8-1           | 16-2           |
| 2003          | 20-9           | 14-15            | 34-24          | 12-6           | 13-14          | 25-20          | 19-6           | 9-7            | 28-13            | 6-3             | 3-6           | 9-9            |
| 2004          | 17-12          | 14-15            | 31-27          | 16-8           | 11-8           | 27-16          | 12-7           | 11-13          | 23-20            | 7-2             | 3-6           | 10-8           |
| 2005          | 15-14          | 17-10            | 32-24          | 13-8           | 12-7           | 25-15          | 10-12          | 11-15          | 21-27            | 7-2             | 3-6           | 10-8           |
| 2006          | 16-12          | 18-11            | 34-23          | 14-8           | 8-13           | 22-21          | 15-7           | 14-8           | 29-15            | 4-5             | 4-5           | 8-10           |
| 2007          | 12-16          | 12-17            | 24-33          | 14-11          | 7-14           | 21-25          | 9-10           | 12-10          | 21-20            | 5-4             | 5-4           | 10-8           |
| 2008          | 14-14          | 12-17            | 26-31          | 13-9           | 9-15           | 22-24          | 11-11          | 6-12           | 17-23            | 5-4             | 5-4           | 10-8           |
| 2009          | 11-18          | 12-16            | 23-34          | 17-8           | 9-9            | 26-17          | 10-8           | 11-15          | 21-23            | 2-7             | 3-6           | 5-13           |
| 2010          | 18-11          | 12-16            | 30-27          | 9-8            | 14-11          | 23-19          | 14-12          | 6-13           | 20-25            | 6-3             | 2-7           | 8-10           |
| 2011          | 15-13          | 11-18            | 26-31          | 11-14          | 9-10           | 20-24          | 11-8           | 9-15           | 20-23            | 6-3             | 2-7           | 8-10           |
| 2012          | 16-12          | 17-12            | 33-24          | 12-7           | 11-11          | 23-18          | 16-9           | 12-9           | 28-18            | 6-3             | 4-5           | 10-8           |
| 2013          | 21-18          | 23-14            | 44-32          | 13-3           | 9-9            | 22-12          | 10-6           | 7-9            | 17-15            | 8-2             | 5-5           | 13-7           |
| 2014          | 18-19          | 20-19            | 38-38          | 9-8            | 8-9            | 17-17          | 13-4           | 7-8            | 20-12            | 8-2             | 5-5           | 13-7           |
| 2015          | 16-23          | 17-20            | 33-43          | 5-11           | 9-8            | 14-19          | 7-9            | 3-14           | 10-23            | 6-4             | 5-5           | 11-9           |
| 2016          | 13-24          | 16-23            | 29-47          | 10-6           | 7-10           | 17-16          | 9-9            | 7-8            | 16-17            | 2-8             | 5-5           | 7-13           |
| 2017          | 21-17          | 11-27            | 32-44          | 10-5           | 10-6           | 20-11          | 12-6           | 4-13           | 16-19            | 3-7             | 4-6           | 7-13           |
| 2018          | 19-20          | 19-18            | 38-38          | 13-3           | 13-5           | 26-8           | 11-5           | 10-6           | 21-11            | 7-3             | 5-5           | 12-8           |
| 2019          | 24-15          | 20-17            | 44-32          | 11-4           | 14-4           | 25-8           | 11-6           | 6-10           | 17-16            | 6-4             | 5-5           | 11-9           |
| <b>Totals</b> | <b>980-771</b> | <b>1825-1678</b> | <b>845-907</b> | <b>287-276</b> | <b>322-234</b> | <b>609-510</b> | <b>860-688</b> | <b>709-828</b> | <b>1569-1516</b> | <b>96-116</b>   | <b>132-80</b> | <b>228-196</b> |

## OAKLAND A'S MONTH-BY-MONTH

| Year | March | April | May   | June  | July  | August | September | October |
|------|-------|-------|-------|-------|-------|--------|-----------|---------|
| 1968 | -     | 8-10  | 13-14 | 17-12 | 15-15 | 16-17  | 13-12     | -       |
| 1969 | -     | 11-8  | 12-13 | 17-9  | 18-11 | 16-15  | 13-17     | 1-1     |
| 1970 | -     | 8-12  | 17-11 | 17-10 | 15-12 | 13-17  | 18-11     | 1-0     |
| 1971 | -     | 17-8  | 16-10 | 17-8  | 14-13 | 23-8   | 14-13     | -       |
| 1972 | -     | 7-4   | 18-8  | 18-11 | 16-15 | 14-13  | 18-10     | 2-1     |
| 1973 | -     | 9-11  | 15-13 | 18-11 | 17-12 | 20-7   | 15-14     | -       |
| 1974 | -     | 10-10 | 17-11 | 14-14 | 20-8  | 15-14  | 14-13     | 0-2     |
| 1975 | -     | 12-8  | 16-10 | 20-9  | 18-11 | 15-16  | 17-10     | -       |
| 1976 | -     | 9-8   | 12-17 | 15-13 | 17-11 | 17-12  | 16-11     | 1-2     |
| 1977 | -     | 12-9  | 10-15 | 10-17 | 10-19 | 10-18  | 11-18     | 0-2     |
| 1978 | -     | 16-5  | 11-15 | 11-18 | 17-13 | 7-21   | 7-20      | 0-1     |
| 1979 | -     | 8-14  | 9-19  | 5-24  | 8-20  | 14-15  | 10-16     | -       |
| 1980 | -     | 12-8  | 13-13 | 7-21  | 19-10 | 14-14  | 16-11     | 2-2     |
| 1981 | -     | 18-3  | 13-17 | 6-3   | -     | 10-9   | 15-12     | 2-1     |
| 1982 | -     | 11-11 | 12-16 | 10-18 | 11-15 | 14-15  | 9-17      | 1-2     |
| 1983 | -     | 11-9  | 11-16 | 14-15 | 12-17 | 17-13  | 8-16      | 1-2     |
| 1984 | -     | 14-10 | 9-17  | 15-14 | 10-18 | 14-14  | 15-12     | -       |
| 1985 | -     | 9-12  | 13-12 | 17-10 | 13-14 | 15-14  | 8-20      | 2-3     |
| 1986 | -     | 11-10 | 12-16 | 7-22  | 14-12 | 17-11  | 13-13     | 2-2     |
| 1987 | -     | 9-14  | 15-10 | 16-11 | 12-15 | 15-14  | 12-15     | 2-2     |
| 1988 | -     | 16-7  | 19-8  | 13-14 | 16-12 | 20-9   | 19-7      | 1-1     |
| 1989 | -     | 18-8  | 16-10 | 13-14 | 16-10 | 18-11  | 17-10     | 1-0     |
| 1990 | -     | 14-5  | 18-9  | 15-12 | 17-14 | 18-9   | 20-8      | 1-2     |
| 1991 | -     | 13-7  | 15-12 | 13-15 | 15-12 | 15-14  | 11-15     | 2-3     |
| 1992 | -     | 14-8  | 13-14 | 18-9  | 15-11 | 19-10  | 15-12     | 2-2     |
| 1993 | -     | 7-11  | 12-16 | 12-14 | 12-17 | 9-21   | 15-13     | 1-2     |
| 1994 | -     | 7-17  | 8-19  | 17-9  | 15-11 | 4-7    | -         | -       |
| 1995 | -     | 1-4   | 16-12 | 16-12 | 8-20  | 17-12  | 9-16      | 0-1     |
| 1996 | -     | 13-12 | 11-16 | 14-15 | 17-10 | 11-19  | 12-12     | -       |
| 1997 | -     | 13-13 | 9-21  | 12-15 | 8-19  | 11-16  | 12-13     | -       |
| 1998 | -     | 12-14 | 10-17 | 15-13 | 11-16 | 15-15  | 11-13     | -       |
| 1999 | -     | 10-14 | 17-10 | 10-16 | 16-10 | 19-10  | 13-14     | 2-1     |
| 2000 | -     | 12-13 | 15-13 | 18-7  | 13-14 | 11-16  | 21-7      | 1-0     |
| 2001 | -     | 8-17  | 18-9  | 12-15 | 19-8  | 22-7   | 17-4      | 6-0     |
| 2002 | -     | 15-11 | 10-17 | 21-7  | 15-12 | 24-4   | 18-8      | -       |

RECORDS



## Oakland A's Month-by-Month, continued

| Year          | March      | April          | May            | June           | July           | August         | September      | October      |
|---------------|------------|----------------|----------------|----------------|----------------|----------------|----------------|--------------|
| 2003          | -          | 17-10          | 14-13          | 15-12          | 16-11          | 20-9           | 14-11          | -            |
| 2004          | -          | 11-12          | 15-11          | 17-10          | 15-12          | 20-8           | 12-16          | 1-2          |
| 2005          | -          | 12-12          | 7-20           | 19-8           | 20-6           | 17-11          | 11-17          | 2-0          |
| 2006          | -          | 12-12          | 12-17          | 18-8           | 14-13          | 21-6           | 15-13          | 1-0          |
| 2007          | -          | 12-13          | 14-13          | 15-13          | 9-18           | 17-12          | 9-17           | -            |
| 2008          | 1-1        | 16-11          | 12-15          | 16-10          | 8-17           | 10-20          | 12-12          | -            |
| 2009          | -          | 8-11           | 11-18          | 13-15          | 12-14          | 14-15          | 17-10          | 0-4          |
| 2010          | -          | 12-12          | 16-12          | 10-17          | 14-10          | 13-15          | 13-15          | 3-0          |
| 2011          | -          | 13-14          | 14-15          | 9-17           | 13-13          | 11-17          | 14-12          | -            |
| 2012          | 1-1        | 10-12          | 11-16          | 15-13          | 19-5           | 18-10          | 17-11          | 3-0          |
| 2013          | -          | 16-12          | 16-12          | 16-11          | 15-10          | 14-13          | 19-8           | -            |
| 2014          | 0-1        | 18-9           | 16-12          | 17-9           | 15-10          | 12-17          | 10-16          | -            |
| 2015          | -          | 9-14           | 11-19          | 15-12          | 10-14          | 13-15          | 8-19           | 2-1          |
| 2016          | -          | 13-12          | 11-17          | 11-15          | 12-14          | 10-18          | 10-17          | 2-0          |
| 2017          | -          | 11-14          | 12-15          | 12-16          | 12-14          | 11-16          | 16-12          | 1-0          |
| 2018          | 1-2        | 13-12          | 15-14          | 17-10          | 17-8           | 18-9           | 16-10          | -            |
| 2019          | 3-3        | 11-15          | 16-10          | 17-11          | 15-9           | 17-9           | 18-8           | -            |
| <b>Totals</b> | <b>6-8</b> | <b>609-552</b> | <b>694-725</b> | <b>742-664</b> | <b>725-655</b> | <b>785-677</b> | <b>703-657</b> | <b>49-42</b> |

## ATHLETICS FRANCHISE RECORDS

### TEAM GENERAL

#### Most Games Won

|                   |                            |
|-------------------|----------------------------|
| Season            | 107 (1931)                 |
| Home              | 60 (1931)                  |
| Road              | 55 (1971)                  |
| Consecutive       | 20 (Aug. 13-Sept. 4, 2002) |
| Consecutive, Home | 22 (July 15-Aug. 31, 1931) |
| Consecutive, Road | 14 (May 3-30, 1931)        |
| vs. One Team      | 20 (St. Louis, 1911)       |
| by Shutout        | 27 (1907, 1909)            |
| by One Run        | 33 (2004)                  |
| in Extra Innings  | 14 (1988)                  |
| Month             | 26 (July, 1931)            |

#### Most Games Lost

|                        |                                       |
|------------------------|---------------------------------------|
| Season                 | 117 (1916)                            |
| Home                   | 55 (1956, 1964)                       |
| Road                   | 64 (1916)                             |
| Consecutive            | 20 (1916, 1943)                       |
| Consecutive, Home      | 13 (May 27-July 6, 1920)              |
| Consecutive, Road      | 22 (July 11-Aug. 23, 1943)            |
| vs. One Team           | 19 (five times, last: New York, 1957) |
| by Shutout             | 24 (1943)                             |
| Fewest Lost By Shutout | 2 (1902, 1931 and 1932)               |
| by One Run             | 40 (1908)                             |
| in Extra Innings       | 16 (1921)                             |
| Month                  | 28 (July, 1916)                       |

#### Most Games

|               |                  |
|---------------|------------------|
| Season        | 163 (1964, 1968) |
| Shutout       | 41 (1909)        |
| One Run       | 65 (1908)        |
| Extra Innings | 24 (1921, 1945)  |
| Month         | 40 (Aug., 1938)  |

#### Highest Winning Percentage

|                          |  |
|--------------------------|--|
| Season                   | .704 (1931)  |
| Home                     | .800 (1931)  |
| Road                     | .688 (1971)  |
| Shutout Games            | .857 (1931, 12-2)  |
| One-Run Games            | .698 (1928, 30-13)   |
| Extra Inning Games       | 1.000 (1928, 8-0)  |
| Month                    | .857 (Aug., 2002; 24-4)<br>.857 (April, 1981; 18-3)  |
| Homestand (min. 6 games) | 1.000 (Aug. 23-29, 2004; 7-0)<br>1.000 (Sept. 3-10, 2001; 7-0)<br>1.000 (May 4-12, 1948; 7-0)<br>1.000 (11 times, last: July 3-8, 2014; 6-0) |
| Roadtrip (min. 6 games)  | 1.000 (May 9-21, 1931; 11-0)<br>1.000 (Aug. 19-28, 2002; 10-0)<br>1.000 (April 9-16, 1981; 8-0)<br>1.000 (April 5-11, 2013; 6-0)             |

#### Lowest Winning Percentage

|                          |   |
|--------------------------|---|
| Season                   | .235 (1916)   |
| Home                     | .267 (1915)   |
| Road                     | .169 (1916)   |
| Shutout Games            | .045 (1919, 1-21)   |
| One-Run Games            | .256 (1916, 11-32)  |
| Extra Inning Games       | .200 (1916, 2-8)  |
| Month                    | .067 (July, 1916; 2-28)   |
| Homestand (min. 6 games) | .000 (Aug. 10-16, 1956; 0-6)<br>.000 (July 5-11, 1937; 0-6)<br>.000 (Sept. 27-October 2, 1920; 0-6) |
| Road Trip (min. 6 games) | .000 (15 times. Most losses: 0-9, Sept. 22-October 1, 1995)   |

## Most Players Used

|                     |   |
|---------------------|---|
| Season              | 56 (1915)                                   |
| Pitchers, Season    | 34 (2018)                                   |
| Game, Nine Innings  | 24 (vs. Seattle, Sept. 1, 2018)             |
|                     | 24 (vs. Minnesota Sept. 28, 1972)           |
|                     | 24 (vs. California, Sept. 6, 1966)          |
| Game, Extra Innings | 30 (vs. Chicago, Sept. 19, 1972; 15 inn.)   |
| Pitchers, Game      | 9 (vs. Seattle, Sept. 1, 2018, 9 inn.)      |
|                     | 9 (at New York-AL, Sept. 22, 2012; 14 inn.) |
|                     | 9 (at Boston, June 4, 2011; 14 inn.)        |
|                     | 9 (vs. Seattle, Sept. 20, 1997; 15 inn.)    |

## Fewest Players Used

|                  |           |
|------------------|-----------|
| Season           | 19 (1905) |
| Pitchers, Season | 7 (1905)  |

## Length of Game

|                          |   |
|--------------------------|---|
| Most Innings             | 24 (vs. Detroit, July 21, 1945)           |
|                          | 24 (at Boston, Sept. 1, 1906)             |
| Longest Time, 9 inn.     | 4:31 (at New York-AL, Aug. 25, 2011)      |
| Longest Time, Extra Inn. | 6:32 (vs. Los Angeles-AL, April 29, 2013) |

## Left On Base

|                                      |  |
|--------------------------------------|--|
| Season, Most                         | 1274 (2004)                                |
| Season, Fewest                       | 925 (1957)                                 |
| Nine Inning Game, Most (since 1908)  | 17 (at Chicago, Sept. 18, 1982)            |
|                                      | 17 (at St. Louis, June 12, 1949, 2nd Game) |
|                                      | 17 (at Washington, May 4, 1919)            |
| Extra Inning Game, Most (since 1908) | 21 (at Texas, July 1, 1979; 15 inn.)       |
|                                      | 21 (at Detroit, June 17, 1967; 19 inn.)    |
| Extra Inning Game, Fewest            | 0 (N.Y., June 22, 1929; 14 inn.)           |

## Scoring Margin

|                                  |  |
|----------------------------------|--|
| Victory                          | 22 (vs. Detroit, May 18, 1912; 24-2)               |
| Shutout Victory                  | 16 (six times, last: at Kansas City, June 1, 2018) |
| Defeat                           | 23 (vs. Chicago, April 23, 1955; 6-29)             |
|                                  | 23 (vs. New York, May 24, 1936; 2-25)              |
| Shutout Defeat                   | 21 (New York, Aug. 13, 1939)                       |
| Largest Deficit Overcome to Win  | 12 (vs. Cle., June 15, 1925)                       |
| Largest Lead Surrendered in Loss | 11 (at St.L., June 17, 1936)                       |

## Errors

|                              |                                |
|------------------------------|--------------------------------|
| Season, Most                 | 338 (1915)                     |
| Season, Fewest               | 80 (2019)                      |
| Game, Most (since 1905)      | 9 (vs. Boston, April 23, 1923) |
|                              | 9 (vs. Detroit, July 29, 1921) |
| Consecutive Games, No Errors | 15 (June 25-July 9, 2016)      |

## Double Plays Turned

|              |   |
|--------------|---|
| Most, Season | 217 (1949)  |
| Game         | 6 (several times, last: at Chicago, May 17, 1995) |

## TEAM BATTING

### Batting Average

|         |             |
|---------|-------------|
| Highest | .307 (1925) |
| Lowest  | .223 (1908) |

### Slugging Percentage

|         |             |
|---------|-------------|
| Highest | .458 (2000) |
| Lowest  | .292 (1908) |

### On-Base Percentage

|         |             |
|---------|-------------|
| Highest | .372 (1927) |
| Lowest  | .281 (1908) |

## Most At Bats

|                              |  |
|------------------------------|--|
| Season                       | 5728 (2004)                              |
| Game (since 1905)            | 84 (vs. Detroit, July 21, 1945; 24 inn.) |
| Game, Nine Inn. (since 1905) | 52 (at Boston, May 1, 1929)              |

## Most Runs

|                                     |  |
|-------------------------------------|--|
| Season                              | 981 (1932)                             |
| Game                                | 24 (vs. Boston, May 1, 1929)           |
|                                     | 24 (vs. Detroit, May 18, 1912)         |
| Game, Loss                          | 16 (at Texas, May 5, 2000; 16-17)      |
| Game, Both Clubs                    | 36 (Boston, June 29, 1950; 14-22)      |
| Inning                              | 13 (vs. California, July 5, 1996; 1st) |
|                                     | 13 (vs. Chicago, April 21, 1956; 2nd)  |
|                                     | 13 (vs. Cleveland, June 15, 1925; 8th) |
| Consecutive Innings, No Runs        | 48 (Sept. 22-26, 1906)                 |
| Two Consecutive Games               | 34 (June 18-19, 2000)                  |
|                                     | 34 (June 14-15, 1969)                  |
| Three Consecutive Games             | 44 (June 17-19, 2000)                  |
| Consecutive Games, One Or More Runs | 113 (Aug. 23, 1931 to July 8, 1932)    |

## Most Hits

|                     |                                      |
|---------------------|--------------------------------------|
| Season              | 1659 (1925)                          |
| Game, Nine Innings  | 29 (Boston, May 1, 1929)             |
| Game, Extra Innings | 29 (at Texas, July 1, 1979; 15 inn.) |

## Most Singles

|                   |                                      |
|-------------------|--------------------------------------|
| Season            | 1206 (1925)                          |
| Game (since 1905) | 25 (at Texas, July 1, 1979; 15 inn.) |

## Most Doubles

|                   |                                    |
|-------------------|------------------------------------|
| Season            | 336 (2004)                         |
| Game (since 1905) | 10 (vs. Boston, July 8, 1905, G#2) |

## Most Triples

|        |                               |
|--------|-------------------------------|
| Season | 108 (1912)                    |
| Game   | 6 (vs. Detroit, May 18, 1912) |

## Most Home Runs

|                                   |  |
|-----------------------------------|--|
| Season                            | 257 (2019)   |
| Season, Home                      | 129 (2017)   |
| Season, Road                      | 136 (2018)   |
| Season, Grand Slam                | 14 (2000)  |
| Season, Pinch Hit                 | 8 (1970)   |
| Season, Inside The Park           | 13 (1911)  |
| Season, vs. One Team              | 35 (Seattle, 2019)   |
|                                   | 35 (Texas, 2019)   |
| Season, Back-To-Back              | 13 (2000)  |
| Players with 30 or More Home Runs | 3 (1996, 1999, 2001, 2019)   |
| Players with 20 or More Home Runs | 7 (2019)   |
| Players with 10 or More Home Runs | 10 (2019)  |
| Month                             | 55 (June, 1996)  |
|                                   | 55 (Aug., 1999)  |
| Game                              | 8 (at California, June 27, 1996)                                       |
| Game, Grand Slam                  | 2 (at Seattle, Sept. 10, 2007)   |
|                                   | 2 (at Toronto, Aug. 24, 2003)  |
| Inning                            | 4 (vs. Chicago, April 27, 2002)  |
|                                   | 3rd inning: Hatteberg, Long, Pena, Menechino)                          |
|                                   | 4 (vs. Tampa Bay, Aug. 1, 1999)  |
|                                   | 4th inning: Tejada, Chavez, Giambi, Jaha)                              |
|                                   | 4 (vs. Boston, Aug. 21, 1997)  |
|                                   | 3rd inning: Giambi, Young, McDonald, Canseco)                          |
| Consecutive                       | 3 (12 times, last: vs. Texas, April 15, 2006 (Chavez, Thomas, Bradley) |
| Consecutive Games with a Home Run | 23 (July 2-27, 1996)   |
| Two consecutive games             | 12 (June 25-27, 1996)  |

## Athletics Franchise Records, continued

### Most Total Bases

|              |                                 |
|--------------|---------------------------------|
| Season ..... | 2546 (1996)                     |
| Game .....   | 46 (at Houston, Sept. 10, 2019) |

### Most Extra Base Hits

|                         |   |
|-------------------------|---|
| Season .....            | 572 (2019)  |
| Game (since 1905) ..... | 11 (eight times, last:<br>at Minnesota, Sept. 11, 2013) |

### Most Runs Batted In

|              |   |
|--------------|---|
| Season ..... | 923 (1932)  |
| Game .....   | 23 (vs. Texas, Sept. 30, 2000)<br>23 (at Boston, May 1, 1929) |

### Most Walks

|              |   |
|--------------|---|
| Season ..... | 783 (1949)  |
| Game .....   | 16 (vs. Chicago, May 2, 1952)<br>16 (at St. Louis, June 21, 1948) |

### Most Strikeouts

|                           |   |
|---------------------------|---|
| Season .....              | 1491 (2017)   |
| Game, Nine Innings .....  | 19 (at Cleveland, May 30, 2017)<br>19 (at Seattle, June 24, 1997) |
| Game, Extra Innings ..... | 21 (vs. Tampa Bay, July 30, 2012)                                 |

### Most Hit By Pitch

|                         |   |
|-------------------------|---|
| Season .....            | 88 (2001)   |
| Game (since 1905) ..... | 5 (at Los Angeles-AL, Aug. 12, 2018)<br>5 (at Anaheim, June 7, 2001)<br>5 (at St. Louis, July 17, 1911) |

### Most Sacrifice Hits

|                         |  |
|-------------------------|--|
| Season .....            | 147 (1906)   |
| Game (since 1905) ..... | 7 (at St. Louis, June 23, 1935, G#2)<br>7 (vs. Cleveland, July 15, 1912) |

### Most Sacrifice Flies

|              |   |
|--------------|---|
| Season ..... | 77 (1984)                                       |
| Game .....   | 3 (39 times, last: vs. Seattle, Sept. 27, 2017) |

### Most Grounded Into Double Plays

|              |   |
|--------------|---|
| Season ..... | 170 (1950)<br>170 (2006)                        |
| Game .....   | 5 (19 times, last: vs. San Diego, July 3, 2018) |

### Most Stolen Bases

|   |                                 |
|---|---------------------------------|
| Season .....                            | 341 (1976)                      |
| Season, vs. One Team (since 1905) ..... | 64 (New York, 1913)             |
| Game (since 1905) .....                 | 12 (at Minnesota, Aug. 1, 1976) |

## TEAM PITCHING

### Earned Run Average

|               |             |
|---------------|-------------|
| Lowest .....  | 1.79 (1910) |
| Highest ..... | 6.08 (1936) |

### Complete Games

|                                |                       |
|--------------------------------|-----------------------|
| Most .....                     | 136 (1904)            |
| Fewest .....                   | 1 (2012, 2017, 2019)  |
| Consecutive (since 1908) ..... | 17 (Sept. 5-24, 1910) |

### Shutouts

|                                   |                                      |
|-----------------------------------|--------------------------------------|
| Most .....                        | 27 (1907, 1909)                      |
| Fewest .....                      | 1 (1919, 1997)                       |
| Consecutive .....                 | 3 (10 times, last: Aug. 28-31, 1996) |
| Consecutive Shutout Innings ..... | 44 (Sept. 13-18, 1966)               |

### Saves

|              |                        |
|--------------|------------------------|
| Most .....   | 64 (1988)<br>64 (1990) |
| Fewest ..... | 13 (1980)              |

### Innings Pitched

|              |               |
|--------------|---------------|
| Most .....   | 1489.1 (1988) |
| Fewest ..... | 1324 (1938)   |

### Hits

|   |                                      |
|---|--------------------------------------|
| Most, Season .....                        | 1734 (1997)                          |
| Most, Game (since 1905) .....             | 33 (at Cle., July 10, 1932; 18 inn.) |
| Most, Nine Inning Game (since 1905) ..... | 29 (vs. Chicago,<br>April 23, 1955)  |
| Fewest, Season .....                      | 1069 (1909)                          |

### Runs Allowed

|                      |   |
|----------------------|---|
| Most, Season .....   | 1045 (1936)   |
| Most, Game .....     | 29 (vs. Chicago, April 23, 1955)  |
| Most, Inning .....   | 14 (at Cleveland, June 18, 1950, G#2, 1st inn.)<br>14 (at Boston (July 4, 1948, 7th inn.) |
| Fewest, Season ..... | 408 (1909)  |

### Earned Runs Allowed

|              |            |
|--------------|------------|
| Most .....   | 913 (1936) |
| Fewest ..... | 282 (1910) |

### Walks Allowed

|                                   |  |
|-----------------------------------|--|
| Most, Season .....                | 827 (1915)   |
| Most, Season, Intentional .....   | 78 (1968)  |
| Most, Game .....                  | 18 (Detroit, May 9, 1916)                              |
| Most, Game, Intentional .....     | 5 (three times, last:<br>at California, Aug. 27, 1966) |
| Fewest, Season .....              | 366 (1904)   |
| Fewest, Season, Intentional ..... | 17 (2017)  |

### Strikeouts

|                              |  |
|------------------------------|--|
| Most, Season .....           | 1299 (2019)                                |
| Most, Game .....             | 26 (vs. California, July 9, 1971; 20 inn.) |
| Most, Nine Inning Game ..... | 19 (vs. Detroit, Sept. 7, 2019)            |
| Fewest, Season .....         | 371 (1924)                                 |

### Home Runs Allowed

|                                  |   |
|----------------------------------|---|
| Most, Season .....               | 220 (1964)                                |
| Most, Game .....                 | 8 (vs. New York, June 28, 1939)           |
| Most, Inning .....               | 5 (vs. Minnesota, June 9, 1966; 7th inn.) |
| Most Grand Slams, Season .....   | 8 (1993, 1999)                            |
| Fewest, Season .....             | 8 (1910)                                  |
| Fewest Grand Slams, Season ..... | 0 (17 times. Last: 2003)                  |

### Hit Batters

|                               |                               |
|-------------------------------|-------------------------------|
| Most, Season .....            | 81 (1911)                     |
| Most, Game (since 1905) ..... | 5 (at Detroit, Aug. 11, 1965) |
| Fewest, Season .....          | 9 (1931)                      |

### Wild Pitches

|                               |                              |
|-------------------------------|------------------------------|
| Most, Season .....            | 86 (2018)                    |
| Most, Game (since 1905) ..... | 5 (at Chicago, June 7, 1937) |
| Fewest, Season .....          | 13 (1946)                    |

### Balks

|                      |                                |
|----------------------|--------------------------------|
| Most, Season .....   | 76 (1988)                      |
| Most, Game .....     | 5 (at Seattle, April 13, 1988) |
| Fewest, Season ..... | 0 (1928)                       |

## INDIVIDUAL BATTING

### Highest Batting Average

|   |                                       |
|---|---------------------------------------|
| Career.....                             | .356 (Al Simmons, 1924-32, 40-41, 44) |
| Season, Right Hander .....              | .426 (Nap Lajoie, 1901)               |
| Season, Left Hander .....               | .365 (Eddie Collins, 1911)            |
| Season, Switch Hitter .....             | .303 (Dave Philley, 1953)             |
| Season, Pinch Hitter (min. 30 ab) ..... | .452 (Elmer Valo, 1955)               |
| Season, Designated Hitter.....          | .328 (Erubiel Durazo, 2004)           |
| Season, Rookie.....                     | .334 (Socks Seybold, 1901)            |

### Highest Slugging Percentage

|                             |                             |
|-----------------------------|-----------------------------|
| Career.....                 | .640 (Jimmie Foxx, 1925-35) |
| Season, Right Hander .....  | .749 (Jimmie Foxx, 1932)    |
| Season, Left Hander .....   | .660 (Jason Giambi, 2001)   |
| Season, Switch Hitter ..... | .469 (Jimmie Foxx, 1932)    |
| Season, Rookie.....         | .618 (Mark McGwire, 1997)   |

### Highest On-Base Percentage

|                             |                             |
|-----------------------------|-----------------------------|
| Career.....                 | .440 (Jimmie Foxx, 1925-35) |
| Season, Left Hander .....   | .477 (Jason Giambi, 2001)   |
| Season, Right Hander .....  | .469 (Jimmie Foxx, 1932)    |
| Season, Switch Hitter ..... | .381 (Nick Swisher, 2007)   |
| Season, Rookie.....         | .414 (Ferris Fain, 1947)    |

### Most Games Played

|                     |   |
|---------------------|---|
| Career.....         | 1795 (Bert Campaneris, 1964-76)                   |
| Season .....        | 162 (13 times, last: <b>Marcus Semien, 2019</b> ) |
| Season, Rookie..... | 160 (Phil Garner, 1975)                           |
| Consecutive ...     | 594 (Miguel Tejada, June 2, 2000-Sept. 28, 2003)  |

### Most At Bats

|                     |  |
|---------------------|--|
| Career.....         | 7180 (Bert Campaneris, 1964-76)          |
| Season .....        | 670 (Al Simmons, 1932)                   |
| Season, Rookie..... | 611 (Dick Howser, 1961)                  |
| Game .....          | 11 (Irv Hall vs. Detroit, July 21, 1945) |

### Most Runs

|                     |   |
|---------------------|---|
| Career.....         | 1270 (Rickey Henderson, 1979-84, 89-95, 98)                         |
| Season .....        | 152 (Al Simmons, 1930)  |
| Season, Rookie..... | 108 (Dick Howser, 1961)   |
| Game .....          | 5 (several times, last: Luis Polonia at Kansas City, Sept. 9, 1988) |

### Most Hits

|  |  |
|--|--|
| Career.....  | 1882 (Bert Campaneris, 1964-76)  |
| Season, Right Hander .....                         | 253 (Al Simmons, 1925)   |
| Season, Left Hander .....                          | 214 (Doc Cramer, 1935)   |
| Season, Switch Hitter .....                        | 188 (Dave Philley, 1953)   |
| Season, Rookie.....                                | 183 (Al Simmons, 1924)   |
| Game .....   | 6 (Joe DeMaestri at Detroit, July 8, 1955; 11 inn.)<br>6 (Roger Cramer vs. Detroit, July 13, 1935)<br>6 (Bob Johnson vs. Chi., June 16, 1934; 2nd game, 11 inn.)<br>6 (Jimmie Foxx at Cleveland, July 10, 1932; 18 inn.)<br>6 (Roger Cramer at Chicago, June 20, 1932)<br>6 (Jimmie Foxx vs. Wash., May 30, 1930; 1st game, 13 inn.)<br>6 (Danny Murphy at Boston, July 8, 1902) |
| Consecutive .                                      | 8 (several times, last: Josh Reddick, May 7-8, 2016)   |
| Hitting Streak .....                               | 29 (Billy Lamar, May 30-June 29, 1925)   |
| Consecutive Games Reaching Base (since 1908) ..... | 62 (Mark McGwire, Sept. 16, 1995-June 18, 1996)  |
| Consecutive At Bats, No Hits (since 1913) .....    | 42 (Tim Thompson, July 24-Aug. 19, 1957)   |

### Most Singles

|                     |   |
|---------------------|---|
| Career.....         | 1472 (Bert Campaneris, 1964-76)   |
| Season .....        | 174 (Al Simmons, 1925)  |
| Season, Rookie..... | 135 (Al Simmons, 1924)  |
| Game .....          | 6 (Joe DeMaestri at Detroit, July 8, 1955; 11 inn.)<br>6 (Roger Cramer at Chicago, June 20, 1932) |

### Most Doubles

|                     |   |
|---------------------|---|
| Career.....         | 365 (Jimmy Dykes, 1918-32)                    |
| Season .....        | 53 (Al Simmons, 1926)                         |
| Season, Rookie..... | 44 (Bob Johnson, 1933)                        |
| Game .....          | 4 (Frankie Hayes at Cleveland, July 25, 1936) |

### Most Triples

|                     |  |
|---------------------|--|
| Career.....         | 102 (Danny Murphy, 1902-13)                          |
| Season .....        | 21 (Frank Baker, 1912)                               |
| Season, Rookie..... | 19 (Frank Baker, 1909)                               |
| Game .....          | 3 (Bert Campaneris vs. Cle., Aug. 29, 1967; 10 inn.) |

### Most Home Runs

|   |   |
|---|---|
| Career.....                               | 363 (Mark McGwire, 1986-97)   |
| Career, Pinch Hit .....                   | 5 (Mark McGwire, 1986-97)<br>5 (Terry Steinbach, 1986-96)<br>5 (Mike Aldrete, 1993-95)<br>5 (Jeff Burroughs, 1982-84)<br>5 (Gus Zernial, 1951-57)   |
| Career, Designated Hitter.....            | 98 (Dave Kingman, 1984-86)  |
| Career, Grand Slams .....                 | 9 (Mark McGwire, 1986-97)<br>9 (Gus Zernial, 1951-57)<br>9 (Sam Chapman, 1938-41, 45-51)<br>9 (Jimmie Foxx, 1925-35)  |
| Career, Inside The Park .....             | 23 (Danny Murphy, 1902-13)  |
| Career, Leadoff .....                     | 43 (Rickey Henderson, 1979-84, 89-95, 98)   |
| Season, Right Hander .....                | 58 (Jimmie Foxx, 1932)  |
| Season, Left Hander .....                 | 47 (Reggie Jackson, 1969)   |
| Season, Switch Hitter .....               | 35 (Nick Swisher, 2006)   |
| Season, Pinch Hitter.....                 | 4 (Jeff Burroughs, 1982)  |
| Season, Designated Hitter.....            | 46 ( <b>Khris Davis, 2018</b> )   |
| Season, Grand Slams .....                 | 4 (Jason Giambi, 2000)  |
| Season, Inside The Park .....             | 5 (Danny Murphy, 1911)  |
| Season, Leadoff .....                     | 7 (Rickey Henderson, 1993)  |
| Season, Rookie.....                       | 49 (Mark McGwire, 1987)   |
| Season, Home .....                        | 31 (Jimmie Foxx, 1933)<br>31 (Jimmie Foxx, 1932)  |
| Season, Road .....                        | 28 (Mark McGwire, 1996)<br>28 (Jose Canseco, 1991)<br>28 (Mark McGwire, 1987)   |
| Month .....                               | 15 (Bob Johnson, June, 1934)<br>15 (Mark McGwire, May, 1987)  |
| Game ....                                 | 3 (28 times, last: <b>Khris Davis vs. Texas, May 17, 2016</b> )   |
| Game, Both Sides of Plate .....           | nine times, last: Coco Crisp at New York-AL, Aug. 24, 2011  |
| Two Consec. Games.....                    | 5 (Josh Reddick, Aug. 9-10, 2013)<br>5 (Mark McGwire, June 10-11, 1995)<br>5 (Mark McGwire, June 27-28, 1987)   |
| Inning.....                               | 2 (Mark McGwire at Seattle, Sept. 22, 1996; 5th inn.)   |
| Consecutive Games With Home Run .....     | 6 (Frank Thomas, Sept. 5-11, 2006)  |
| Consecutive At Bats With Home Run.....    | 4 (Jimmie Foxx vs. Washington and N.Y., June 7-8, 1933)<br>(Mike Epstein vs. Washington, June 15-16, 1971)  |
| Home Run, First Major League At Bat ..... | five times:<br>(Terry Steinbach, Sept. 12, 1986 at Cleveland)<br>(Joe Keough, Aug. 7, 1968 at New York, G#2)<br>(Bert Campaneris, July 23, 1964 vs. Minnesota)<br>(Gene Hasson, Sept. 9, 1937 vs. Washington, G#1)<br>(Ace Parker, April 30, 1937 vs. Boston) |

## Athletics Franchise Records, continued

Consecutive At Bats, No Home Runs (since 1908) ..... 1904  
(Irv Hall, April 20, 1943-Sept. 26, 1946)

### Most Runs Batted In

Career ..... 1178 (Al Simmons, 1924-32, 40-41, 44)  
Season, Right Hander ..... 169 (Jimmie Foxx, 1932)  
Season, Left Hander ..... 137 (Jason Giambi, 2000)  
Season, Switch Hitter ..... 101 (Ruben Sierra, 1993)  
Season, Designated Hitter ..... **118 (Chris Davis, 2018)**  
Season, Rookie ..... 118 (Mark McGwire, 1987)  
Game ..... **10 (Reggie Jackson at Boston, June 14, 1969)**  
Inning ..... 6 (Matt Stairs vs. California, July 5, 1996; 1st inn.)  
6 (Joe Astroth at Washington, Sept. 23, 1950; 6th inn.)  
6 (Bob Johnson at Chicago, Aug. 29, 1937; 1st inn.)  
Consecutive Games With RBI 14 (Tris Speaker, May 16-30, 1928)

### Most Total Bases

Career ..... 2998 (Al Simmons, 1924-32, 40-41, 44)  
Season ..... 438 (Jimmie Foxx, 1932)  
Season, Rookie ..... 344 (Mark McGwire, 1987)  
Game ..... 16 (Jimmie Foxx at Cleveland, July 10, 1932; 18 inn.)

### Most Extra Base Hits

Career ..... 655 (Al Simmons, 1924-32, 40-41, 44)  
Season ..... 100 (Jimmie Foxx, 1932)  
Season, Rookie ..... 81 (Mark McGwire, 1987)  
Game ..... 4 (several times, last: Ryon Healy  
vs. Washington, June 3, 2017)

### Most Walks

Career ..... 1227 (Rickey Henderson, 1979-84, 89-95, 98)  
Career, Intentional ..... 84 (Reggie Jackson, 1967-75, 87)  
Season ..... 149 (Eddie Joost, 1949)  
Season, Rookie ..... 95 (Ferris Fain, 1947)  
Season, Intentional ..... 24 (Jason Giambi, 2001)  
Game ..... 5 (several times, last: Mark McGwire  
vs. Kansas City, April 26, 1997)  
Consecutive ..... 7 (Jose Canseco, Aug. 4-5, 1992)

### Most Strikeouts

Career ..... 1226 (Reggie Jackson, 1967-75, 87)  
Season ..... 197 (Jack Cust, 2008)  
Season, Rookie ..... 175 (Jose Canseco, 1986)  
Game ..... 5 (several times. Last: **Dustin Fowler  
at Houston, July 9, 2018**)  
Two Consecutive Games ..... 8 (Seth Smith, May 1-3, 2013)  
8 (Jose Canseco, July 14-16, 1997)  
8 (Rick Monday, April 28-29, 1970)

### Most Hit By Pitch

Career ..... 87 (Jimmy Dykes, 1918-32)  
Season ..... 20 (Jason Kendall, 2005)  
20 (Don Baylor, 1976)  
Season, Rookie ..... 15 (Olmedo Saenz, 1999)  
Game (since 1905) ..... 2 (59 times, last: **Mark Canha  
vs. Kansas City, Sept. 17, 2019**)

### Most Sacrifice Hits

Career ..... 188 (Jimmy Dykes, 1918-32)  
Season ..... 34 (Simon Nicholls, 1907)  
Season, Rookie ..... 34 (Simon Nicholls, 1907)  
Game (since 1905) ..... 3 (10 times, last: Ned Garver  
at Detroit, Sept. 23, 1960)

### Most Sacrifice Flies

Career ..... 59 (Mark McGwire, 1986-97)  
Season ..... 14 (Dave Kingman, 1984)  
Season, Rookie ..... 12 (Leo Posada, 1961)  
Game ..... 2 (32 times, last: Stephen Vogt  
at Tampa Bay, May 24, 2015)

### Most Grounded Into Double Plays

Career ..... 158 (Pete Suder, 1941-55)  
Season ..... 32 (Ben Grieve, 2000)  
Season, Rookie ..... 28 (George Kell, 1944)  
Game ..... 3 (Harry Simpson vs. Wash., June 12, 1957, G#2)  
3 (Benny McCoy vs. Washington, May 25, 1941)

### Most Stolen Bases

Career ..... 867 (Rickey Henderson, 1979-84, 89-95, 98)  
Season ..... 130 (Rickey Henderson, 1982)  
Season, Rookie ..... 42 (Mitchell Page, 1977)  
Game ..... 6 (Eddie Collins at St. Louis, Sept. 22, 1912; G#1)  
6 (Eddie Collins at Detroit, Sept. 11, 1912)  
Consecutive ..... 36 (Coco Crisp, July 16, 2011-June 19, 2012)

### Most Caught Stealing

Career ..... 219 (Rickey Henderson, 1979-84, 89-95, 98)  
Season ..... 42 (Rickey Henderson, 1982)  
Season, Rookie ..... 21 (Mike Edwards, 1978)  
Game ..... 3 (Rickey Henderson at California, July 27, 1982)  
3 (Joe Hauser vs. St. Louis, Aug. 18, 1922)

## INDIVIDUAL PITCHING

### Most Games Won

Career ..... 284 (Eddie Plank, 1901-14)  
Season, Right Hander ..... 31 (Jack Coombs, 1910)  
Season, Left Hander ..... 31 (Lefty Grove, 1931)  
Season, Rookie ..... 20 (Alex Kellner, 1949)  
20 (Scott Perry, 1918)  
Consecutive ..... 16 (Lefty Grove, 1931)

### Most Games Lost

Career ..... 162 (Eddie Plank, 1901-14)  
Season, Right Hander ..... 25 (Scott Perry, 1920)  
Season, Left Hander ..... 20 (Alex Kellner, 1950)  
Season, Rookie ..... 23 (Elmer Myers, 1916)  
Consecutive ..... 19 (Jack Nabors, 1916)

### Most Saves

Career ..... 320 (Dennis Eckersley, 1987-95)  
Season, Right Hander ..... 51 (Dennis Eckersley, 1992)  
Season, Left Hander ..... 22 (Sean Doolittle, 2014)  
Season, Rookie ..... 26 (Andrew Bailey, 2009)  
Consecutive Saves ..... 44 (Grant Balfour,  
May 5, 2012-July 22, 2013)

### Lowest Earned Run Average

Career ..... 1.97 (Rube Waddell, 1902-07)  
Season ..... 1.30 (Jack Coombs, 1910)  
Season, Rookie ..... 1.39 (Harry Kruise, 1909)

### Most Games

Career ..... 525 (Dennis Eckersley, 1987-95)  
Season ..... 84 (Billy Koch, 2002)  
Season, Rookie ..... 71 (Ryan Cook, 2012)  
71 (Aaron Small, 1997)

### Most Games Started

Career..... 459 (Eddie Plank, 1901-14)  
 Season..... 46 (Rube Waddell, 1904)  
 Season, Rookie..... 36 (Scott Perry, 1918)

### Most Complete Games

Career..... 362 (Eddie Plank, 1901-14)  
 Season..... 39 (Rube Waddell, 1904)  
 Season, Rookie..... 31 (Elmer Myers, 1916)  
 Consecutive (since 1905)..... 22 (Rick Langford,  
 May 23-Sept. 12, 1980)  
 Consecutive Won (since 1905)..... 11 (Bobby Shantz,  
 April 30-June 19, 1952)

### Most Shutouts

Career..... 59 (Eddie Plank, 1901-14)  
 Season..... 13 (Jack Coombs, 1910)  
 Season, Rookie..... 7 (Harry Krause, 1909)  
 Consecutive (since 1905)..... 4 (Jack Coombs, Sept. 9-21, 1910)  
 Consecutive Scoreless Innings..... 53.0 (Jack Coombs,  
 Sept. 5-25, 1910)

### Most Innings Pitched

Career..... 3860.2 (Eddie Plank, 1901-14)  
 Season..... 383 (Rube Waddell, 1904)  
 Season, Rookie..... 332.1 (Scott Perry, 1918)  
 Game..... 24 (Jack Coombs at Boston, Sept. 1, 1906)

### Hits

Career, Most..... 3438 (Eddie Plank, 1901-14)  
 Season, Most..... 360 (Jack Coombs, 1911)  
 Season, Rookie..... 295 (Scott Perry, 1918)  
 Game, Most..... 26 (Hod Lisenbee at Chicago, Sept. 11, 1936)  
 Game, Most, Extra Innings..... 29 (Eddie Rommel  
 at Cleveland, July 10, 1932)  
 Game, Fewest..... 0 (16 times, 14 complete)

### Most Runs

Career..... 1374 (Eddie Plank, 1901-14)  
 Season..... 169 (Elmer Myers, 1916)  
 Season, Rookie..... 169 (Elmer Myers, 1916)  
 Game (since 1902)..... 20 (Tom Sheehan at Washington,  
 Sept. 29, 1915; 2nd Game)

### Most Earned Runs

Career..... 1025 (Eddie Plank, 1901-14)  
 Season..... 146 (George Earnshaw, 1930)  
 Season, Rookie..... 130 (Buck Ross, 1936)  
 Game..... 15 (Win Noyes vs. Bos., Sept. 15, 1919)

### Most Walks

Career..... 913 (Eddie Plank, 1901-14)  
 Season..... 168 (Elmer Myers, 1916)  
 Season, Rookie..... 168 (Elmer Myers, 1916)  
 Game..... 16 (Bruno Haas vs. New York, June 23, 1915)

### Most Strikeouts

Career..... 1985 (Eddie Plank, 1901-14)  
 Season..... 349 (Rube Waddell, 1904)  
 Season, Rookie..... 182 (Elmer Myers, 1916)  
 Game, Nine Innings..... 16 (Jose Rijo at Seattle, April 19, 1986)  
 Game, Extra Innings..... 18 (Jack Coombs at Chicago,  
 Aug. 4, 1910; 16 inn.)  
 18 (Jack Coombs at Boston, Sept. 1, 1906; 24 inn.)  
 Inning..... 4 (Ryan Dull, April 17, 2018 vs. Chicago-AL; 8th inn.)  
 4 (Ryan Cook, April 27, 2012 at Baltimore; 8th inn.)  
 4 (Erik Hiljus, June 30, 2001 at Texas; 7th inn.)  
 4 (Blake Stein, July 27, 1998 at Tampa Bay; 4th inn.)

### Most Home Runs

Career..... 261 (Jim Hunter, 1965-74)  
 Season..... 40 (Orlando Peña, 1964)  
 Season, Rookie..... 28 (Jharell Cotton, 2017)  
 Game..... 6 (George Caster vs. Boston, Sept. 24, 1940)

### Most Hit Batters

Career..... 185 (Eddie Plank, 1901-14)  
 Season..... 32 (Chick Fraser, 1901)  
 Season, Rookie..... 25 (Chief Bender, 1903)  
 Game (since 1908)..... 4 (Byron Houck vs. Boston, Oct. 4, 1912)

### Most Wild Pitches

Career..... 87 (John Odum, 1964-75)  
 Season..... 22 (Mike Moore, 1992)  
 Season, Rookie..... 16 (Stu Flythe, 1936)  
 Game (since 1908)..... 4 (Stan Bahnsen vs. Cal., July 5, 1975)  
 4 (George Turbeville at Chicago, June 7, 1937)  
 4 (Al Kellogg at Cleveland, Sept. 29, 1908, G#2)

## OAKLAND ATHLETICS DOUBLEHEADERS

| Team             | Home            |  | Road            |  | Totals           |  | Last Doubleheader                | Result                   |
|------------------|-----------------|--|-----------------|--|------------------|--|----------------------------------|--------------------------|
|                  | W-L-S           |  | W-L-S           |  | W-L-S            |  |                                  |                          |
| Baltimore        | 5-1-0           |  | 3-3-6           |  | 8-4-6            |  | September 23, 1999 at Baltimore  | W, 9-6; L, 4-12          |
| Boston           | 1-1-2           |  | 0-1-1           |  | 1-2-3            |  | August 20, 1997 at Oakland       | L, 5-7; L, 4-5 (13)      |
| Chicago          | 6-6-4           |  | 5-6-6           |  | 11-12-10         |  | June 22, 2018 at Chicago         | W, 11-2; L, 4-6          |
| Cleveland        | 2-0-5           |  | 4-5-6           |  | 6-5-11           |  | September 14, 1996 at Cleveland  | L, 2-9; L, 8-9           |
| Detroit          | 3-0-3           |  | 1-1-5           |  | 4-1-8            |  | August 22, 1998 at Oakland       | W, 7-2; W, 7-1           |
| Houston          | 1-0-0           |  | 0-0-0           |  | 1-0-0            |  | September 9, 2017 at Oakland     | W, 11-1; W, 11-4         |
| Kansas City      | 4-1-7           |  | 3-5-4           |  | 7-6-11           |  | September 4, 2008 at Kansas City | L, 4-5 (10); L, 6-9      |
| Los Angeles (AL) | 4-0-7           |  | 1-1-2           |  | 5-1-9            |  | July 16, 2011 at Oakland         | L, 2-4; W, 4-3 (10)      |
| Milwaukee        | 2-0-4           |  | 3-1-4           |  | 5-1-8            |  | August 10, 1997 at Oakland       | W, 4-3; L, 5-9           |
| Minnesota        | 4-4-3           |  | 3-10-10         |  | 7-14-13          |  | May 26, 2001 at Minnesota        | W, 5-4 (10); L, 6-7 (10) |
| New York         | 0-3-1           |  | 2-0-7           |  | 2-3-8            |  | August 4, 1998 at Oakland        | L, 4-10; L, 5-10         |
| Philadelphia     | 0-0-0           |  | 0-1-0           |  | 0-1-0            |  | June 8, 2003 at Philadelphia     | L, 1-7; L, 3-8           |
| Seattle          | 2-0-5           |  | 0-0-0           |  | 2-0-5            |  | May 7, 2014 at Oakland           | L, 4-6 (10); W, 2-0      |
| Tampa Bay        | 0-0-0           |  | 0-0-1           |  | 0-0-1            |  | June 10, 2017 at Tampa Bay       | L, 5-6 (10); W, 7-2      |
| Texas            | 2-3-9           |  | 2-3-5           |  | 4-6-14           |  | May 29, 2009 at Texas            | L, 3-6; L, 2-5           |
| Toronto          | 1-0-2           |  | 1-1-1           |  | 2-1-3            |  | July 8, 1995 at Oakland          | L, 6-9; W, 6-3           |
| <b>Totals</b>    | <b>37-19-52</b> |  | <b>28-38-58</b> |  | <b>65-57-110</b> |  |                                  |                          |

# OAKLAND ATHLETICS RECORDS

## TEAM GENERAL

### Most Games Won

|                   |   |
|-------------------|---|
| Season            | 104 (1988)  |
| Home              | 57 (2003)   |
| Road              | 55 (1971)   |
| Consecutive       | 20 (Aug. 13-Sept. 4, 2002)                                |
| Consecutive, Home | 20 (Aug. 25, 2001-April 3, 2002)                          |
| Consecutive, Road | 12 (Aug. 24-Sept. 12, 2012)<br>12 (July 31-Aug. 15, 1971) |
| vs. One Team      | 17 (Seattle, 2006)  |
| by Shutout        | 23 (1972)   |
| by One Run        | 33 (2004)   |
| in Extra Innings  | 14 (1988)   |
| Month             | 24 (Aug., 2002)   |
| Homestand         | 11 (June 1-13, 2004)                                      |
| Roadtrip          | 11 (May 29-June 11, 1972)                                 |

### Most Games Lost

|                        |  |
|------------------------|--|
| Season                 | 108 (1979)   |
| Home                   | 50 (1979)  |
| Road                   | 58 (1979)  |
| Consecutive            | 14 (July 29-Aug. 12, 1977)                                       |
| Consecutive, Home      | 12 (July 29-Aug. 21, 1977)                                       |
| Consecutive, Road      | 15 (May 24-June 23, 1986)  |
| vs. One Team           | 14 (Seattle, 2009)<br>14 (Seattle, 2007)<br>14 (Minnesota, 1973) |
| by Shutout             | 19 (1978)  |
| Fewest Lost By Shutout | 3 (2001, 2004, 2019)   |
| by One Run             | 35 (2015)  |
| in Extra Innings       | 14 (1976)  |
| Month                  | 24 (June, 1979)  |
| Homestand              | 10 (July 26-Aug. 7, 1977)  |
| Roadtrip               | 11 (July 15-29, 1993)<br>11 (June 12-25, 1978)                   |

### Most Games

|               |                    |
|---------------|--------------------|
| Season        | 163 (1968)         |
| Shutout       | 31 (1972)          |
| One Run       | 59 (1976)          |
| Extra Innings | 22 (1969 and 1976) |
| Month         | 33 (Aug., 1968)    |

### Highest Winning Percentage

|                          |  |
|--------------------------|--|
| Season                   | .642 (1988)  |
| Home                     | .704 (2003)  |
| Road                     | .688 (1971)  |
| Shutout Games            | .800 (2019, 12-3)<br>.800 (1989, 20-5)   |
| One-Run Games            | .696 (2002, 32-14)   |
| Extra Inning Games       | .889 (1975, 8-1)   |
| Month                    | .857 (Aug., 2002; 24-4)<br>.857 (April, 1981; 18-3)  |
| Homestand (min. 6 games) | 1.000 (Aug. 23-29, 2004; 7-0)<br>1.000 (Sept. 3-10, 2001; 7-0)<br>1.000 (Sept. 10-16, 1992; 7-0)<br>1.000 (seven times, last: July 3-8, 2014; 6-0) |
| Roadtrip (min. 6 games)  | 1.000 (Aug. 19-28, 2002; 10-0)<br>1.000 (April 9-16, 1981; 8-0)<br>1.000 (April 5-11, 2013; 6-0)   |

### Lowest Winning Percentage

|                          |   |
|--------------------------|---|
| Season                   | .333 (1979)   |
| Home                     | .383 (1979)   |
| Road                     | .284 (1979)   |
| Shutout Games            | .100 (1997, 1-9)  |
| One-Run Games            | .352 (2015, 19-35)  |
| Extra Inning Games       | .231 (2009, 3-10)   |
| Month                    | .172 (June, 1979; 5-24)                                     |
| Homestand (min. 6 games) | .100 (July 6-15, 1979; 1-9)                                 |
| Roadtrip (min. 6 games)  | .000 (11 times. Most losses: 0-9, Sept. 22-October 1, 1995) |

### Most Players Used

|                     |   |
|---------------------|---|
| Season              | 54 (2007, 2017)   |
| Pitchers, Season    | 34 (2018)   |
| Game, Nine Innings  | 24 (vs. Seattle, Sept. 1, 2018)<br>24 (vs. Minnesota, Sept. 28, 1972)   |
| Game, Extra Innings | 30 (vs. Chicago, Sept. 19, 1972; 15 inn.)   |
| Pitchers, Game      | 9 (vs. Seattle, Sept. 1, 2018; 9 inn.)<br>9 (at New York-AL, Sept. 22, 2012; 14 inn.)<br>9 (at Boston, June 4, 2011; 14 inn.)<br>9 (vs. Seattle, Sept. 20, 1997; 15 inn.) |

### Fewest Players Used

|                  |           |
|------------------|-----------|
| Season           | 33 (1979) |
| Pitchers, Season | 11 (1974) |

### Length of Game

|                             |  |
|-----------------------------|--|
| Most Innings                | 21 (at Washington, June 4, 1971)                   |
| Longest Time, Nine Innings  | 4:31 (at New York-AL, Aug. 25, 2011)               |
| Longest Time, Extra Innings | 6:32 (vs. Los Angeles-AL, April 29, 2013; 19 inn.) |
| Shortest Game               | 1:35 (vs. Kansas City, Sept. 28, 1971)             |

### Left On Base

|                           |   |
|---------------------------|---|
| Season, Most              | 1274 (2004)   |
| Season, Fewest            | 1030 (1979)   |
| Nine Inning Game, Most    | 17 (at Chicago, Sept. 18, 1982)   |
| Extra Inning Game, Most   | 21 (at Texas, July 1, 1979; 15 inn.)  |
| Extra Inning Game, Fewest | 1 (at Minnesota, April 29, 2000, 10 inn.)<br>1 (vs. Chicago-AL, June 24, 1990, 10 inn.) |

### Scoring Margin

|                                  |  |
|----------------------------------|--|
| Victory                          | 21 (vs. Texas, Sept. 30, 2000; 23-2)   |
| Shutout Victory                  | 16 (at Kansas City, June 1, 2018)<br>16 (at Toronto, July 25, 2012)<br>16 (vs. San Francisco, June 26, 2005) |
| Defeat                           | 16 (six times, last: at Baltimore, Aug. 16, 2015; 2-18)  |
| Shutout Defeat                   | 16 (at Kansas City, June 25, 1984)   |
| Largest Deficit Overcome to Win  | 10 (vs. Minnesota, July 20, 2009)  |
| Largest Lead Surrendered to Lose | 8 (at Texas, May 5, 2000)  |

### Errors

|                              |   |
|------------------------------|---|
| Season, Most                 | 190 (1977)  |
| Season, Fewest               | 80 (2019)   |
| Game, Most                   | 7 (vs. Cleveland, June 7, 1987)<br>7 (at Chicago, Sept. 20, 1977)<br>7 (vs. Kansas City, July 24, 1976) |
| Consecutive Games, No Errors | 15 (June 25-July 9, 2016)   |



## Double Plays Turned

|              |  |
|--------------|--|
| Most, Season | 195 (1996)   |
| Game         | 6 (at Chicago, May 17, 1995)<br>6 (at Kansas City, Sept. 13, 1970) |

## TEAM BATTING

### Batting Average

|         |                   |
|---------|-------------------|
| Highest | .270 (2000, 2004) |
| Lowest  | .236 (1982)       |

### Slugging Percentage

|         |             |
|---------|-------------|
| Highest | .458 (2000) |
| Lowest  | .343 (1968) |

### On-Base Percentage

|         |             |
|---------|-------------|
| Highest | .360 (2000) |
| Lowest  | .302 (1979) |

### Most At Bats

|                    |  |
|--------------------|--|
| Season             | 5728 (2004)  |
| Game               | 76 (at Washington, June 4, 1971; 21 innings)                     |
| Game, Nine Innings | 51 (at Houston, Sept. 10, 2019)<br>51 (at Boston, June 14, 1969) |

### Most Runs

|                                     |  |
|-------------------------------------|--|
| Season                              | 947 (2000)   |
| Game                                | 23 (vs. Texas, Sept. 30, 2000)                                   |
| Game, Loss                          | 16 (at Texas, May 5, 2000; 16-17)                                |
| Game, Both Clubs                    | 33 (at Texas, May 5, 2000; 16-17)                                |
| Inning                              | 13 (vs. California, July 5, 1996; 1st)                           |
| Consecutive Innings, No Runs        | 31.0 (May 5-10, 1978)  |
| Two Consecutive Games               | 34 (June 18-19, 2000)<br>34 (June 14-15, 1969)                   |
| Three Consecutive Games             | 44 (June 17-19, 2000)  |
| Consecutive Games, One Or More Runs | 104 (May 10-Sept. 8, 2019)<br>104 (June 18, 2001-April 10, 2002) |

### Most Hits

|                     |  |
|---------------------|--|
| Season              | 1545 (2004)  |
| Game, Nine Innings  | 25 (at Houston, Sept. 10, 2019)<br>25 (at Boston, June 14, 1969)   |
| Game, Extra Innings | 29 (at Texas, July 1, 1979; 15 inn.)   |
| Inning              | 10 (at Baltimore, Sept. 12, 2018; 3rd inn.)<br>10 (at Minnesota, Sept. 11, 2013; 4th inn.)<br>10 (at Kansas City, May 3, 2000; 7th inn.) |

### Most Singles

|        |                                      |
|--------|--------------------------------------|
| Season | 1061 (1983)                          |
| Game   | 25 (at Texas, July 1, 1979; 15 inn.) |

### Most Doubles

|        |   |
|--------|---|
| Season | 336 (2004)  |
| Game   | 8 (seven times, last: vs. Houston, Aug. 18, 2018) |

### Most Triples

|        |                             |
|--------|-----------------------------|
| Season | 46 (2015)                   |
| Game   | 4 (at Texas, July 26, 2018) |

### Most Home Runs

|                         |  |
|-------------------------|--|
| Season                  | 257 (2019)                             |
| Season, Home            | 129 (2017)                             |
| Season, Road            | 136 (2018)                             |
| Season, Grand Slam      | 14 (2000)                              |
| Season, Inside The Park | 2 (1968, 1970, 1979, 1986, 2000)       |
| Season, vs. one team    | 35 (Seattle, 2019)<br>35 (Texas, 2019) |
| Season, Back-To-Back    | 13 (2000)                              |

|                                   |  |
|-----------------------------------|--|
| Players with 30 or More Home Runs | 3 (1996, 1999, 2001, 2019)   |
| Players with 20 or More Home Runs | 7 (2019)   |
| Players with 10 or More Home Runs | 10 (2019)  |
| Month                             | 55 (June, 1996 and Aug., 1999)   |
| Game                              | 8 (at California, June 27, 1996)   |
| Game, Grand Slam                  | 2 (at Toronto, Aug. 24, 2003)<br>2 (at Seattle, Sept. 10, 2007)  |
| Inning                            | 4 (vs. Chicago, April 27, 2002)<br>3rd inning: Hatteberg, Long, Pena, Menechino<br>4 (vs. Tampa Bay, Aug. 1, 1999)<br>4th inning: Tejada, Chavez, Giambi, Jaha<br>4 (vs. Boston, Aug. 21, 1997)<br>3rd inning: Giambi, Young, McDonald, Canseco) |
| Consecutive                       | 3 (eight times, last: vs. Texas, April 15, 2006 (Chavez, Thomas, Bradley))   |
| Consecutive games with a home run | 23 (July 2-27, 1996)   |
| Two consecutive games             | 12 (June 25-27, 1996)  |
| Three consecutive games           | 15 (June 25-28, 1996)  |
| Four consecutive games            | 18 (June 25-29, 1996)  |

### Most Total Bases

|        |  |
|--------|--|
| Season | 2546 (1996)                                |
| Game   | 46 (at Houston, Sept. 10, 2019)            |
| Inning | 21 (at Kansas City, May 3, 2000; 7th inn.) |

### Most Extra Base Hits

|        |   |
|--------|---|
| Season | 572 (2019)  |
| Game   | 11 (at Minnesota, Sept. 11, 2013)<br>11 (at Arizona, June 17, 2008)<br>11 (at Chicago, April 26, 2001)<br>11 (at California, June 27, 1996) |
| Inning | 5 (five times, last: at Texas, July 23, 2018; 7th)  |

### Most Runs Batted In

|        |                                |
|--------|--------------------------------|
| Season | 908 (2000)                     |
| Game   | 23 (vs. Texas, Sept. 30, 2000) |

### Most Walks

|        |                                   |
|--------|-----------------------------------|
| Season | 770 (1999)                        |
| Game   | 15 (at Baltimore, Sept. 19, 2000) |

### Most Strikeouts

|                     |   |
|---------------------|---|
| Season              | 1491 (2017)   |
| Game, Nine Innings  | 19 (at Cleveland, May 30, 2017)<br>19 (at Seattle, June 24, 1997) |
| Game, Extra Innings | 21 (vs. Tampa Bay, July 30, 2012)                                 |

### Most Hit By Pitch

|        |  |
|--------|--|
| Season | 88 (2001)  |
| Game   | 5 (at Los Angeles-AL, Aug. 12, 2018)<br>5 (at Anaheim, June 7, 2001) |

### Most Sacrifice Hits

|        |  |
|--------|--|
| Season | 108 (1978)   |
| Game   | 4 (nine times, last: vs. Cleveland, June 22, 1985) |

### Most Sacrifice Flies

|        |   |
|--------|---|
| Season | 77 (1984)                                       |
| Game   | 3 (33 times, last: vs. Seattle, Sept. 27, 2017) |

### Most Grounded Into Double Plays

|        |   |
|--------|---|
| Season | 170 (2006)                                      |
| Game   | 5 (10 times, last: vs. San Diego, July 3, 2018) |

## Oakland Athletics Records, continued

### Most Stolen Bases

|                      |                                   |
|----------------------|-----------------------------------|
| Season               | 341 (1976)                        |
| Season, vs. One Team | 57 (Minnesota, 1976)              |
| Game                 | 12 (at Minnesota, Aug. 1, 1976)   |
| Game, Steals of Home | 2 (vs. Kansas City, May 28, 1980) |
|                      | 2 (vs. Detroit, May 3, 1980)      |
| Inning               | 5 (at Boston, July 17, 1983)      |

### TEAM PINCH HITTING

|  |  |
|--|--|
| Highest Average, Season                | .345 (1997)  |
| At Bats, Season                        | 213 (1969)   |
| Hits, Season                           | 57 (1997)  |
| Home Runs, Season                      | 8 (1970)   |
| Runs Batted In, Season                 | 31 (1997)  |
| Pinch Hitters Used, Game               | 10 (vs. Chicago,<br>Sept. 19, 1972; 15 inn.)         |
| Pinch Hitters Used, Game, Nine innings | 6 (nine times, last:<br>Sept. 12, 2018 at Baltimore) |

### TEAM PITCHING

#### Earned Run Average

|         |             |
|---------|-------------|
| Lowest  | 2.58 (1972) |
| Highest | 5.48 (1997) |

#### Complete Games

|             |                      |
|-------------|----------------------|
| Most        | 94 (1980)            |
| Fewest      | 1 (2012, 2017, 2019) |
| Consecutive | 9 (Aug. 9-17, 1980)  |

#### Shutouts

|                             |                          |
|-----------------------------|--------------------------|
| Most                        | 23 (1972)                |
| Fewest                      | 1 (1997)                 |
| Consecutive                 | 3 (Aug. 28-31, 1996)     |
|                             | 3 (Aug. 14-16, 1983)     |
|                             | 3 (July 31-Aug. 2, 1972) |
|                             | 3 (June 11-13, 1968)     |
| Consecutive Shutout Innings | 37 (Aug. 13-17, 1983)    |

#### Saves

|        |                    |
|--------|--------------------|
| Most   | 64 (1988 and 1990) |
| Fewest | 13 (1980)          |

#### Innings Pitched

|        |               |
|--------|---------------|
| Most   | 1489.1 (1988) |
| Fewest | 1429.1 (1979) |

#### Hits

|                |  |
|----------------|--|
| Most, Season   | 1734 (1997)                                |
| Most, Game     | 26 (at Baltimore, Aug. 16, 2015)           |
| Most, Inning   | 10 (at Baltimore, Aug. 16, 2015; 5th inn.) |
|                | 10 (at New York, July 18, 1993; 7th inn.)  |
| Fewest, Season | 1170 (1972)                                |

#### Runs Allowed

|                |   |
|----------------|---|
| Most, Season   | 946 (1997)                              |
| Most, Game     | 22 (at New York-AL, Aug. 25, 2011)      |
| Most, Inning   | 12 (vs. Texas, July 3, 1983; 15th inn.) |
| Fewest, Season | 457 (1972)                              |

#### Earned Runs Allowed

|        |            |
|--------|------------|
| Most   | 880 (1997) |
| Fewest | 406 (1972) |

### Walks

|                             |   |
|-----------------------------|---|
| Most, Season                | 680 (1993)  |
| Most, Season, Intentional   | 78 (1968)   |
| Most, Game                  | 14 (vs. Detroit, Aug. 27, 1993)                         |
| Most, Game, Intentional     | 4 (11 times, last:<br>vs. New York (AL), June 13, 2013) |
| Fewest, Season              | 406 (2014)  |
| Fewest, Season, Intentional | 17 (2017)   |

### Strikeouts

|                         |                                      |
|-------------------------|--------------------------------------|
| Most, Season            | 1299 (2019)                          |
| Most, Nine Inning Game  | 19 (vs. Detroit, Sept. 7, 2019)      |
| Most, Extra Inning Game | 26 (vs. Cal., July 9, 1971; 20 inn.) |
| Fewest, Season          | 695 (1984)                           |

### Doubles

|              |                                  |
|--------------|----------------------------------|
| Most, Season | 346 (1997)                       |
| Most, Game   | 11 (vs. Cleveland, July 1, 2018) |

### Triples

|              |                                |
|--------------|--------------------------------|
| Most, Season | 48 (1983)                      |
| Most, Game   | 4 (at Toronto, Sept. 11, 1983) |

### Home Runs

|                            |                                |
|----------------------------|--------------------------------|
| Most, Season               | 210 (2017)                     |
| Most, Game                 | 7 (at Houston, Sept. 9, 2019)  |
|                            | 7 (at Seattle, April 11, 1985) |
| Most, Inning               | 4 (at Seattle, Sept. 21, 1996) |
|                            | 4 (at Minnesota, May 16, 1983) |
| Most Grand Slams, Season   | 8 (1993 and 1999)              |
| Fewest, Season             | 90 (1974)                      |
| Fewest Grand Slams, Season | 0 (1974 and 2003)              |
| Consecutive Innings, No HR | 136.2 (June 19-July 4, 1974)   |

### Hit Batters

|                |                               |
|----------------|-------------------------------|
| Most, Season   | 68 (2004)                     |
| Most, Game     | 4 (vs. Texas, April 20, 2003) |
| Fewest, Season | 19 (1972)                     |

### Wild Pitches

|                |   |
|----------------|---|
| Most, Season   | 86 (2018)   |
| Most, Game     | 4 (seven times, last: at Seattle, Sept. 27, 2019) |
| Fewest, Season | 28 (1974)   |

### Balks

|                |                                |
|----------------|--------------------------------|
| Most, Season   | 76 (1988)                      |
| Most, Game     | 5 (at Seattle, April 13, 1988) |
| Fewest, Season | 1 (1974, 2000, 2013, 2014)     |

## INDIVIDUAL BATTING

### Highest Batting Average

|                           |                                    |
|---------------------------|------------------------------------|
| Career                    | .300 (Jason Giambi, 1995-2001, 09) |
| Season, Left Hander       | .342 (Jason Giambi, 2001)          |
| Season, Right Hander      | .336 (Carney Lansford, 1989)       |
| Season, Switch Hitter     | .294 (Billy Burns, 2015)           |
| Season, Pinch Hitter      | .636 (Mike Macfarlane, 1998)       |
| Season, Designated Hitter | .328 (Erubiel Durazo, 2004)        |
| Season, Rookie            | .307 (Mitchell Page, 1977)         |

### Highest Slugging Percentage

|                       |                              |
|-----------------------|------------------------------|
| Career                | .551 (Mark McGwire, 1986-97) |
| Season, Right Hander  | .730 (Mark McGwire, 1996)    |
| Season, Left Hander   | .660 (Jason Giambi, 2001)    |
| Season, Switch Hitter | .493 (Nick Swisher, 2006)    |
| Season, Rookie        | .618 (Mark McGwire, 1987)    |

## Highest On-Base Percentage

|                            |   |
|----------------------------|---|
| Career.....                | .409 (Rickey Henderson, 1979-84, 89-95, 98) |
| Season, Left Hander.....   | .477 (Jason Giambi, 2001)                   |
| Season, Right Hander.....  | .467 (Mark McGwire, 1996)                   |
| Season, Switch Hitter..... | .381 (Nick Swisher, 2007)                   |
| Season, Rookie.....        | .405 (Mitchell Page, 1977)                  |

## Most Games Played

|                     |   |
|---------------------|---|
| Career.....         | 1,704 (Rickey Henderson, 1979-84, 89-95, 98)      |
| Season.....         | 162 (12 times, last: <b>Marcus Semien, 2019</b> ) |
| Season, Rookie..... | 160 (Phil Garner, 1975)                           |
| Consecutive.....    | 594 (Miguel Tejada, June 2, 2000-Sept. 28, 2003)  |

## Most At Bats

|                     |   |
|---------------------|---|
| Career.....         | 6,140 (Rickey Henderson, 1979-84, 89-95, 98)                      |
| Season.....         | 662 (Miguel Tejada, 2002)   |
| Season, Rookie..... | 600 (Jose Canseco, 1986)  |
| Game.....           | 9 (11 times, last: Jed Lowrie vs. Los Angeles-AL, April 29, 2013) |

## Most Runs

|                     |  |
|---------------------|--|
| Career.....         | 1,270 (Rickey Henderson, 1979-84, 89-95, 98)   |
| Season.....         | <b>123 (Marcus Semien, 2019)</b>               |
|                     | 123 (Reggie Jackson, 1969)                     |
| Season, Rookie..... | 104 (Terrence Long, 2000)                      |
| Game.....           | 5 (Luis Polonia at Kansas City, Sept. 9, 1988) |
|                     | 5 (Mark McGwire at Cleveland, June 27, 1987)   |
|                     | 5 (Mike Edwards vs. Texas, Sept. 8, 1978)      |

## Most Hits

|                                      |   |
|--------------------------------------|---|
| Career.....                          | 1,768 (Rickey Henderson, 1979-84, 89-95, 98)                    |
| Season, Right Hander.....            | 204 (Miguel Tejada, 2002)                                       |
| Season, Left Hander.....             | 190 (Mark Kotsay, 2004)   |
| Season, Switch Hitter.....           | 175 (Jed Lowrie, 2013)  |
| Season, Pinch Hitter.....            | 13 (Dave Magadan, 1997)   |
|                                      | 13 (Tommy Davis, 1971)  |
|                                      | 13 (Bob Johnson, 1969)  |
| Season, Rookie.....                  | 168 (Terrence Long, 2000)                                       |
|                                      | 168 (Ben Grieve, 1998)  |
| Game.....                            | 5 (31 times, last: Josh Donaldson at Chicago-AL, Sept. 9, 2014) |
| Consecutive.....                     | 8 (Josh Reddick, May 7-8, 2016)                                 |
|                                      | 8 (Dave Magadan, Aug. 26-30, 1997)                              |
|                                      | 8 (Brent Gates, May 23-24, 1994)                                |
| Hitting Streak.....                  | 25 (Jason Giambi, May 12-June 23, 1997)                         |
| Consecutive Games Reaching Base..... | 62 (Mark McGwire, Sept. 16, 1995-June 18, 1996)                 |
| Consecutive At Bats, No Hits.....    | 40 (Jose Canseco, Aug. 8-23, 1986)                              |

## Multiple Hit Games

|                              |  |
|------------------------------|--|
| Career.....                  | 474 (Rickey Henderson, 1979-84, 89-95, 98) |
| Season.....                  | 57 (Mark Kotsay, 2004)                     |
|                              | 57 (Miguel Tejada, 2002)                   |
| Season, Rookie.....          | 49 (Terrence Long, 2000)                   |
|                              | 49 (Brent Gates, 1993)                     |
| Season, Five-Hit Games.....  | 2 (Adam Kennedy, 2009)                     |
|                              | 2 (Sal Bando, 1969)                        |
| Season, Four-Hit Games.....  | 5 (Carney Lansford, 1988)                  |
|                              | 5 (Claudell Washington, 1975)              |
| Season, Three-Hit Games..... | 19 (Mark Kotsay, 2004)                     |
|                              | 19 (Jason Giambi, 1999)                    |
|                              | 19 (Carney Lansford, 1989)                 |

## Most Singles

|                     |  |
|---------------------|--|
| Career.....         | 1,271 (Rickey Henderson, 1979-84, 89-95, 98) |
| Season.....         | 153 (Carney Lansford, 1989)                  |
| Season, Rookie..... | 121 (Billy Burns, 2015)                      |
| Game.....           | 5 (Stan Javier vs. Cleveland, July 18, 1988) |
|                     | 5 (Sal Bando at Washington, Sept. 30, 1969)  |

## Most Doubles

|                     |  |
|---------------------|--|
| Career.....         | 289 (Rickey Henderson, 1979-84, 89-95, 98)                       |
| Season.....         | 49 (Jed Lowrie, 2017)  |
| Season, Rookie..... | 41 (Ben Grieve, 1998)  |
| Game.....           | 3 (31 times, last: <b>Sean Murphy at Texas, Sept. 13, 2019</b> ) |

## Most Triples

|                     |  |
|---------------------|--|
| Career.....         | 41 (Rickey Henderson, 1979-84, 89-95, 98)                                |
| Season.....         | 12 (Phil Garner, 1976)   |
| Season, Rookie..... | 10 (Luis Polonia, 1987)  |
| Game.....           | 2 (12 times, last: <b>Seth Brown vs. Los Angeles-AL, Sept. 3, 2019</b> ) |

## Most Home Runs

|  |   |
|--|---|
| Career.....                              | 363 (Mark McGwire, 1986-97)   |
| Career, Pinch Hit.....                   | 5 (Mark McGwire, 1986-97)   |
|  | 5 (Terry Steinbach, 1986-96)  |
|  | 5 (Mike Aldrete, 1993-95)   |
|  | 5 (Jeff Burroughs, 1982-84)   |
| Career, Designated Hitter.....           | 98 (Dave Kingman, 1984-86)  |
| Career, Grand Slams.....                 | 9 (Mark McGwire, 1986-97)   |
| Career, Inside The Park.....             | 4 (Reggie Jackson, 1968-75, 87)   |
| Career, Leadoff.....                     | 43 (Rickey Henderson, 1979-84, 89-95, 98)   |
| Season, Right Hander.....                | 52 (Mark McGwire, 1996)   |
| Season, Left Hander.....                 | 47 (Reggie Jackson, 1969)   |
| Season, Switch Hitter.....               | 35 (Nick Swisher, 2006)   |
| Season, Pinch Hitter.....                | 4 (Jeff Burroughs, 1982)  |
| Season, Designated Hitter.....           | <b>46 (Khris Davis, 2018)</b>   |
| Season, Grand Slams.....                 | 4 (Jason Giambi, 2000)  |
| Season, Inside The Park.....             | 2 (Reggie Jackson, 1968)  |
| Season, Leadoff.....                     | 7 (Rickey Henderson, 1993)  |
| Season, Rookie.....                      | 49 (Mark McGwire, 1987)   |
| Season, Home.....                        | 27 (Jason Giambi, 2001)   |
| Season, Road.....                        | 28 (Mark McGwire, 1987 and 1996)  |
|  | 28 (Jose Canseco, 1991)   |
| Month.....                               | 15 (Mark McGwire, May, 1987)  |
| Game.....                                | 3 (16 times, last: <b>Khris Davis vs. Texas, May 17, 2016</b> )                                   |
| Game, Both Sides of Plate.....           | eight times, last: Coco Crisp (at New York-AL, Aug. 24, 2011)                                     |
| Two Consecutive Games.....               | 5 (Josh Reddick, Aug. 9-10, 2013)   |
|  | 5 (Mark McGwire, June 27-28, 1987)  |
|  | 5 (Mark McGwire, June 10-11, 1995)  |
| Inning.....                              | 2 (Mark McGwire, Sept. 22, 1996; 5th inn.)  |
| Consecutive Games With Home Run.....     | 6 (Frank Thomas, Sept. 5-11, 2006)  |
| Consecutive At Bats With Home Run.....   | 4 (Mike Epstein vs. Washington, June 15-16, 1971)   |
| Home Run, First Major League At Bat..... | twice: (Terry Steinbach, Sept. 12, 1986 at Cleveland) (Joe Keough, Aug. 7, 1968 at New York, G#2) |
| Consecutive At Bats, No Home Runs.....   | 837 (Walt Weiss, April 26, 1990-October 4, 1992)  |

## Oakland Athletics Records, continued

### Most RBI

|                            |  |
|----------------------------|--|
| Career                     | 941 (Mark McGwire, 1986-97)                            |
| Season, Left Hander        | 137 (Jason Giambi, 2000)                               |
| Season, Right Hander       | 131 (Miguel Tejada, 2002)                              |
| Season, Switch Hitter      | 101 (Ruben Sierra, 1993)                               |
| Season, Pinch Hitter       | 12 (Tommy Davis, 1971)<br>12 (Jeff Burroughs, 1982)    |
| Season, Designated Hitter  | 118 (Khrist Davis, 2018)                               |
| Season, Rookie             | 118 (Mark McGwire, 1987)                               |
| Game                       | 10 (Reggie Jackson at Boston, June 14, 1969)           |
| Inning                     | 6 (Matt Stairs vs. California, July 5, 1996; 1st inn.) |
| Consecutive Games With RBI | 10 (Rick Monday, April 20-30, 1969)                    |

### Most Total Bases

|                |   |
|----------------|---|
| Career         | 2640 (Rickey Henderson, 1979-84, 89-95, 98)   |
| Season         | 347 (Jose Canseco, 1988)                      |
| Season, Rookie | 344 (Mark McGwire, 1987)                      |
| Game           | 14 (Harold Baines vs. Baltimore, May 7, 1991) |

### Most Extra Base Hits

|                |  |
|----------------|--|
| Career         | 563 (Mark McGwire, 1986-97)                                  |
| Season         | 87 (Jason Giambi, 2001)                                      |
| Season, Rookie | 81 (Mark McGwire, 1987)                                      |
| Game           | 4 (six times, last: Ryon Healy vs. Washington, June 3, 2017) |

### Most Walks

|                     |  |
|---------------------|--|
| Career              | 1227 (Rickey Henderson, 1979-84, 89-95, 98)                        |
| Career, Intentional | 84 (Reggie Jackson, 1968-75, 87)                                   |
| Season              | 137 (Jason Giambi, 2000)   |
| Season, Rookie      | 86 (Wayne Gross, 1977)   |
| Season, Intentional | 24 (Jason Giambi, 2001)  |
| Game                | 5 (four times, last: Mark McGwire vs. Kansas City, April 26, 1997) |
| Consecutive         | 7 (Jose Canseco, Aug. 4-5, 1992)                                   |

### Most Strikeouts

|                       |   |
|-----------------------|---|
| Career                | 1180 (Reggie Jackson, 1968-75, 87)  |
| Season                | 197 (Jack Cust, 2008)   |
| Season, Rookie        | 175 (Jose Canseco, 1986)  |
| Game                  | 5 (seven times, last: <b>Dustin Fowler at Houston, July 9, 2018</b> )                                     |
| Two Consecutive Games | 8 (Seth Smith, May 1-3, 2013)<br>8 (Jose Canseco, July 14-16, 1997)<br>8 (Rick Monday, April 28-29, 1970) |

### Most Hit By Pitch

|                |  |
|----------------|--|
| Career         | 59 (Sal Bando, 1968-76)  |
| Season         | 20 (Jason Kendall, 2005)<br>20 (Don Baylor, 1976)                      |
| Season, Rookie | 15 (Olmedo Saenz, 1999)  |
| Game           | 2 (40 times, last: <b>Mark Canha vs. Kansas City, Sept. 17, 2019</b> ) |

### Most Sacrifice Hits

|                |  |
|----------------|--|
| Career         | 101 (Bert Campaneris, 1968-76)                           |
| Season         | 22 (Dwayne Murphy, 1980)                                 |
| Season, Rookie | 21 (Phil Garner, 1975)                                   |
| Game           | 2 (64 times, last: Sonny Gray at Atlanta, Aug. 16, 2014) |

### Most Sacrifice Flies

|                |   |
|----------------|---|
| Career         | 59 (Mark McGwire, 1986-97)                                  |
| Season         | 14 (Dave Kingman, 1984)                                     |
| Season, Rookie | 9 (Jose Canseco, 1986)                                      |
| Game           | 2 (27 times, last: Stephen Vogt at Tampa Bay, May 24, 2015) |

### Most Grounded Into Double Plays

|                |   |
|----------------|---|
| Career         | 137 (Terry Steinbach, 1986-96)                              |
| Season         | 32 (Ben Grieve, 2000)                                       |
| Season, Rookie | 20 (Bobby Crosby, 2004)                                     |
| Game           | 2 (206 times, last: Josh Phegley at Houston, Sept. 9, 2019) |

### Most Stolen Bases

|                |  |
|----------------|--|
| Career         | 867 (Rickey Henderson, 1979-84, 89-95, 98)   |
| Season         | 130 (Rickey Henderson, 1982)   |
| Season, Rookie | 42 (Mitchell Page, 1977)   |
| Game           | 5 (Rickey Henderson vs. Seattle, July 29, 1989)<br>5 (Bert Campaneris vs. Minnesota, May 24, 1976) |
| Consecutive    | 36 (Coco Crisp, July 16, 2011-June 19, 2012)   |

### Most Caught Stealing

|                |   |
|----------------|---|
| Career         | 219 (Rickey Henderson, 1979-84, 89-95, 98)        |
| Season         | 42 (Rickey Henderson, 1982)                       |
| Season, Rookie | 21 (Mike Edwards, 1978)                           |
| Game           | 3 (Rickey Henderson at California, July 27, 1982) |

## INDIVIDUAL PITCHING

### Most Games Won

|                      |   |
|----------------------|---|
| Career               | 131 (Jim Hunter, 1968-74)                           |
| Season, Right Hander | 27 (Bob Welch, 1990)                                |
| Season, Left Hander  | 24 (Vida Blue, 1971)                                |
| Season, Rookie       | 13 (Tommy Milone, 2012)<br>13 (Jarrod Parker, 2012) |
| Consecutive          | 13 (Jim Hunter, 1973)                               |

### Most Games Lost

|                              |   |
|------------------------------|---|
| Career                       | 105 (Rick Langford, 1977-86)                  |
| Season, Right Hander         | 20 (Brian Kingman, 1980)                      |
| Season, Left Hander          | 19 (Vida Blue, 1977)                          |
| Season, Rookie               | 19 (Rick Langford, 1977)                      |
| Consecutive                  | 14 (Matt Keough, 1979)                        |
| Consecutive Over Two Seasons | 18 (Matt Keough, Sept. 11, 1978-Aug. 8, 1979) |

### Most Saves

|                      |   |
|----------------------|---|
| Career               | 320 (Dennis Eckersley, 1987-95)               |
| Season, Right Hander | 51 (Dennis Eckersley, 1992)                   |
| Season, Left Hander  | 22 (Sean Doolittle, 2014)                     |
| Season, Rookie       | 26 (Andrew Bailey, 2009)                      |
| Consecutive Saves    | 44 (Grant Balfour, May 5, 2012-July 22, 2013) |

### Lowest Earned Run Average

|                               |                                  |
|-------------------------------|----------------------------------|
| Career                        | 2.74 (Dennis Eckersley, 1987-95) |
| Season, Starter               | 1.82 (Vida Blue, 1971)           |
| Season, Reliever (min. 50 ip) | 0.61 (Dennis Eckersley, 1990)    |
| Season, Rookie (min. 100 ip)  | 2.93 (Dave Hamilton, 1972)       |

## Most Games

|                     |                                     |
|---------------------|-------------------------------------|
| Career.....         | 525 (Dennis Eckersley, 1987-95)     |
| Season.....         | 84 (Billy Koch, 2002)               |
| Season, Rookie..... | 71 (Ryan Cook, 2012)                |
|                     | 71 (Aaron Small, 1997)              |
| Consecutive.....    | 6 (Buddy Groom, July 11-19, 1999)   |
|                     | 6 (Darold Knowles, Aug. 7-12, 1972) |
|                     | 6 (Paul Lindblad, Aug. 21-27, 1970) |
|                     | 6 (Bob Locker, Aug. 21-27, 1970)    |

## Most Games Started

|                     |                          |
|---------------------|--------------------------|
| Career.....         | 262 (Vida Blue, 1969-77) |
| Season.....         | 41 (Jim Hunter, 1974)    |
| Season, Rookie..... | 33 (Joe Blanton, 2005)   |

## Most Complete Games

|                      |   |
|----------------------|---|
| Career.....          | 105 (Vida Blue, 1969-77)                  |
| Season.....          | 28 (Rick Langford, 1980)                  |
| Season, Rookie.....  | 8 (Steve McCatty, 1979)                   |
| Consecutive.....     | 22 (Rick Langford, May 23-Sept. 12, 1980) |
| Consecutive Won..... | 9 (Rick Langford, July 15-Aug. 15, 1980)  |

## Most Shutouts

|   |   |
|---|---|
| Career.....                             | 28 (Vida Blue, 1969-77)                   |
| Season.....                             | 8 (Vida Blue, 1971)                       |
| Season, Rookie.....                     | 2 (Chris Codiroli, 1983)                  |
|   | 2 (John Johnson, 1978)                    |
|   | 2 (Vida Blue, 1970)                       |
| Consecutive.....                        | 3 (Bobby Witt, June 23, 28, July 3, 1994) |
|   | 3 (Mike Torrez, Sept. 3, 7, 11, 1976)     |
| Consecutive Scoreless IP, Reliever..... | 39.0 (Brad Ziegler, 2008)                 |
| Consecutive Scoreless IP, Starter.....  | 37.0 (Mike Torrez, 1976)                  |

## Most Innings Pitched

|                     |   |
|---------------------|---|
| Career.....         | 1946.0 (Vida Blue, 1969-77)                                       |
| Season.....         | 318 (Jim Hunter, 1974)  |
| Season, Rookie..... | 208.1 (Rick Langford, 1977)                                       |
| Game.....           | 14.0 (four times, last: Steve McCatty vs. Seattle, Aug. 10, 1980) |

## Hits

|                                    |  |
|------------------------------------|--|
| Career, Most.....                  | 1650 (Vida Blue, 1969-77)                      |
| Season, Most.....                  | 284 (Vida Blue, 1977)                          |
| Season, Rookie.....                | 223 (Rick Langford, 1977)                      |
| Season, Low-Hit Games (0,1,2)..... | 3 (Ron Darling, 1992)                          |
|                                    | 3 (Mike Torrez, 1976)                          |
|                                    | 3 (Jim Hunter, 1972)                           |
| Game, Most.....                    | 17 (Mike Norris vs. Milwaukee, Sept. 26, 1980) |
| Game, Fewest.....                  | 0  |

**Mike Fiers vs. Cincinnati, May 7, 2019**

**Sean Manaea vs. Boston, April 21, 2018**

Dallas Braden vs. Tampa Bay, May 9, 2010 (Perfect game)

Dave Stewart at Toronto, June 29, 1990

Mike Warren vs. Chicago, Sept. 29, 1983

Vida Blue, Glenn Abbott, Paul Lindblad and Rollie

Fingers vs. California, Sept. 28, 1975

Vida Blue vs. Minnesota, Sept. 21, 1970

Jim Hunter vs. Minnesota, May 8, 1968 (Perfect game)

Consecutive Games, Fewest... 3 (Bobby Witt, June 23-28, 1994)

## Most Runs

|                     |   |
|---------------------|---|
| Career.....         | 784 (Dave Stewart, 1986-92, 95)             |
| Season.....         | 144 (Matt Keough, 1982)                     |
| Season, Rookie..... | 115 (Chris Codiroli, 1983)                  |
| Game.....           | 14 (Mike Oquist vs. New York, Aug. 3, 1998) |

## Most Earned Runs

|                     |   |
|---------------------|---|
| Career.....         | 712 (Dave Stewart, 1986-92, 95)             |
| Season.....         | 133 (Matt Keough, 1982)                     |
| Season, Rookie..... | 102 (Chris Codiroli, 1983)                  |
| Game.....           | 14 (Mike Oquist vs. New York, Aug. 3, 1998) |

## Most Walks

|                     |  |
|---------------------|--|
| Career.....         | 655 (Dave Stewart, 1986-92, 95)                                |
| Season.....         | 112 (John Odom, 1969)  |
| Season, Rookie..... | 102 (Eric Plunk, 1986)   |
| Game.....           | 9 (five times, last: Kelly Downs vs. Baltimore, Aug. 31, 1992) |

## Most Strikeouts

|                                 |  |
|---------------------------------|--|
| Career.....                     | 1315 (Vida Blue, 1969-77)                              |
| Season.....                     | 301 (Vida Blue, 1971)                                  |
| Season, Rookie.....             | 150 (Brett Anderson, 2009)                             |
| Season, 10 strikeout games..... | 11 (Vida Blue, 1971)                                   |
| Game, nine innings.....         | 16 (Jose Rijo at Seattle, April 19, 1986)              |
| Game, extra innings.....        | 17 (Vida Blue vs. Cal., July 9, 1971)                  |
| Two Consecutive Games.....      | 30 (Jose Rijo, April 19-24, 1986)                      |
| Three Consecutive Games.....    | 38 (Jose Rijo, April 19-30, 1986)                      |
| Inning.....                     | 4 (Ryan Dull, April 17, 2018 vs. Chicago-AL; 8th inn.) |
|                                 | 4 (Ryan Cook, April 27, 2012 at Baltimore; 8th inn.)   |
|                                 | 4 (Erik Hiljus, June 30, 2001 at Texas; 7th inn.)      |
|                                 | 4 (Blake Stein, July 27, 1998 at Tampa Bay; 4th inn.)  |

## Most Home Runs

|                                      |  |
|--------------------------------------|--|
| Career.....                          | 207 (Jim Hunter, 1968-74)                            |
| Season.....                          | 39 (Jim Hunter, 1973)                                |
| Season, Rookie.....                  | 28 (Jharel Cotton, 2017)                             |
| Game.....                            | 5 (Mike Fiers at Houston, Sept. 9, 2019)             |
|                                      | 5 (Ted Lilly vs. Atlanta, June 11, 2003)             |
|                                      | 5 (Dave Telgheder at Seattle, Sept. 21, 1996)        |
|                                      | 5 (Curt Young at Detroit, July 7, 1988)              |
| Consecutive IP, No HR, Starter.....  | 137.0 (Vida Blue, May 2-Aug. 1, 1976)                |
| Consecutive IP, No HR, Reliever..... | 90.1 (Paul Lindblad, May 31, 1975 to April 13, 1976) |
|                                      | 90.1 (Rollie Fingers, June 8 to October 2, 1976)     |

## Most Hit Batters

|  |                                      |
|--|--------------------------------------|
| Career.....  | 65 (Barry Zito, 2000-06)             |
| Season.....  | 13 (Chris Bassitt, 2019)             |
|  | 13 (Barry Zito, 2001, 2005 and 2006) |
| Season, Rookie.....  | 10 (Steve McCatty, 1979)             |
| Game 3 (11 times, last: Mike Fiers vs. Tampa Bay, June 22, 2019) |                                      |

## Most Wild Pitches

|                     |   |
|---------------------|---|
| Career.....         | 79 (Dave Stewart, 1986-92, 95)                |
| Season.....         | 22 (Mike Moore, 1992)                         |
| Season, Rookie..... | 15 (Blake Stein, 1998)                        |
| Game.....           | 4 (Stan Bahnsen vs. California, July 5, 1975) |

## ATHLETICS BIGGEST COMEBACK

On July 20, 2009, the A's set an Oakland record by overcoming a 10-run deficit to win. Trailing Minnesota 12-2 entering the bottom of the third inning, the A's scored three times in the third, twice in the fourth and seven times in the seventh to win 14-13. The all-time Athletics record is also the Major League record, set by the Philadelphia A's on June 15, 1925 against Cleveland. The A's trailed by 12 runs in that game and scored 13 times in the bottom of the eighth to win 17-15.

# FRANCHISE CAREER BATTING LEADERS

## Games

|             |      |
|-------------|------|
| Campaneris  | 1795 |
| Henderson   | 1704 |
| Dykes       | 1702 |
| Bando       | 1468 |
| Johnson, B. | 1459 |
| Suder       | 1421 |
| Davis, H.   | 1413 |
| Murphy, Da. | 1412 |
| Miller      | 1361 |
| Valo        | 1361 |

## Runs

|             |      |
|-------------|------|
| Henderson   | 1270 |
| Johnson, B. | 997  |
| Campaneris  | 983  |
| Foxx        | 975  |
| Simmons     | 969  |
| Bishop      | 882  |
| Dykes       | 881  |
| Cochrane    | 823  |
| Davis, H.   | 811  |
| McGwire     | 773  |

## Doubles

|             |     |
|-------------|-----|
| Dykes       | 365 |
| Simmons     | 348 |
| Davis, H.   | 319 |
| Johnson, B. | 307 |
| Miller      | 292 |
| Henderson   | 289 |
| Chavez      | 282 |
| Murphy, Da. | 279 |
| Moses       | 274 |
| Campaneris  | 270 |

## Walks

|             |      |
|-------------|------|
| Henderson   | 1227 |
| Bishop      | 1046 |
| Johnson     | 853  |
| McGwire     | 847  |
| Valo        | 820  |
| Bando       | 792  |
| Foxx        | 781  |
| Joost       | 768  |
| Hartsell    | 733  |
| Murphy, Dw. | 694  |

## Stolen Bases

|             |     |
|-------------|-----|
| Henderson   | 867 |
| Campaneris  | 566 |
| Collins     | 377 |
| North       | 232 |
| Davis, H.   | 223 |
| Hartsell    | 195 |
| Oldring     | 187 |
| Murphy, Da. | 185 |
| Baker, F.   | 172 |
| Crisp       | 169 |

## At Bats

|             |      |
|-------------|------|
| Campaneris  | 7180 |
| Henderson   | 6140 |
| Dykes       | 6023 |
| Johnson, B. | 5428 |
| Davis, H.   | 5367 |
| Bando       | 5145 |
| Murphy, Da. | 5138 |
| Simmons     | 5130 |
| Suder       | 5085 |
| Chavez      | 4783 |

## Hits

|             |      |
|-------------|------|
| Campaneris  | 1882 |
| Simmons     | 1827 |
| Henderson   | 1768 |
| Dykes       | 1705 |
| Johnson, B. | 1617 |
| Davis, H.   | 1500 |
| Foxx        | 1492 |
| Murphy, Da. | 1489 |
| Miller      | 1483 |
| Lansford    | 1317 |
| Cochrane    | 1317 |

## Triples

|             |     |
|-------------|-----|
| Murphy, Da. | 102 |
| Simmons     | 98  |
| Baker       | 88  |
| Collins     | 84  |
| Davis, H.   | 82  |
| Foxx        | 79  |
| Oldring     | 75  |
| Hartsel     | 74  |
| Miller      | 74  |
| Dykes       | 73  |

## Strikeouts

|            |      |
|------------|------|
| Jackson    | 1226 |
| Canseco    | 1096 |
| McGwire    | 1043 |
| Campaneris | 933  |
| Chavez     | 922  |
| Henderson  | 915  |
| Murphy, Dw | 883  |
| Green      | 785  |
| Dykes      | 706  |
| Bando      | 702  |

## Batting Average

|          |      |
|----------|------|
| Simmons  | .356 |
| Foxx     | .339 |
| Collins  | .336 |
| Cochrane | .321 |
| Baker    | .321 |
| McInnis  | .313 |
| Miller   | .311 |
| Cramer   | .308 |
| Moses    | .307 |
| Hale     | .305 |

(Min. 2500 plate appearances)



Bert "Campy" Campaneris

## Home Runs

|             |     |
|-------------|-----|
| McGwire     | 363 |
| Foxx        | 302 |
| Jackson     | 269 |
| Canseco     | 254 |
| Johnson, B. | 252 |
| Chavez      | 230 |
| Simmons     | 209 |
| Giambi      | 198 |
| Bando       | 192 |
| Zernial     | 191 |

## Total Bases

|             |      |
|-------------|------|
| Simmons     | 2998 |
| Johnson, B. | 2824 |
| Foxx        | 2813 |
| Henderson   | 2640 |
| Campaneris  | 2502 |
| Dykes       | 2474 |
| McGwire     | 2451 |
| Jackson     | 2323 |
| Chavez      | 2288 |
| Miller      | 2206 |

## Slugging Percentage

|             |      |
|-------------|------|
| Foxx        | .640 |
| Simmons     | .584 |
| McGwire     | .551 |
| Giambi      | .531 |
| Johnson, B. | .520 |
| Canseco     | .507 |
| Jackson     | .496 |
| Cochrane    | .490 |
| Zernial     | .489 |
| Chavez      | .478 |

(Min. 2500 plate appearances)

## Runs Batted In

|             |      |
|-------------|------|
| Simmons     | 1178 |
| Foxx        | 1075 |
| Johnson, B. | 1040 |
| McGwire     | 941  |
| Bando       | 796  |
| Canseco     | 793  |
| Chavez      | 787  |
| Jackson     | 776  |
| Dykes       | 764  |
| Miller      | 762  |
| Davis, H.   | 762  |

## Extra Base Hits

|             |     |
|-------------|-----|
| Simmons     | 655 |
| Foxx        | 638 |
| Johnson, B. | 631 |
| McGwire     | 563 |
| Chavez      | 532 |
| Jackson     | 530 |
| Dykes       | 524 |
| Henderson   | 497 |
| Davis, H.   | 470 |
| Miller      | 460 |

## On-Base Percentage

|             |      |
|-------------|------|
| Foxx        | .440 |
| Fain        | .426 |
| Bishop      | .423 |
| Collins     | .422 |
| Cochrane    | .412 |
| Henderson   | .409 |
| Giambi      | .406 |
| Valo        | .403 |
| Simmons     | .398 |
| Johnson, B. | .395 |

(Min. 2500 plate appearances)

# OAKLAND CAREER BATTING LEADERS

## Games

|                 |      |
|-----------------|------|
| Henderson.....  | 1704 |
| Bando.....      | 1410 |
| McGwire.....    | 1329 |
| Chavez.....     | 1320 |
| Jackson.....    | 1311 |
| Campaneris..... | 1295 |
| Murphy.....     | 1213 |
| Lansford.....   | 1203 |
| Steinbach.....  | 1199 |
| Rudi.....       | 1088 |

## Runs

|                 |      |
|-----------------|------|
| Henderson.....  | 1270 |
| McGwire.....    | 773  |
| Jackson.....    | 743  |
| Chavez.....     | 730  |
| Bando.....      | 725  |
| Campaneris..... | 722  |
| Canseco.....    | 662  |
| Giambi.....     | 640  |
| Lansford.....   | 617  |
| Murphy.....     | 614  |

## Doubles

|                |     |
|----------------|-----|
| Henderson..... | 289 |
| Chavez.....    | 282 |
| Giambi.....    | 241 |
| Jackson.....   | 230 |
| Rudi.....      | 214 |
| Bando.....     | 208 |
| Steinbach..... | 205 |
| Ellis.....     | 204 |
| Lansford.....  | 201 |
| McGwire.....   | 195 |

## Walks

|                |      |
|----------------|------|
| Henderson..... | 1227 |
| McGwire.....   | 847  |
| Bando.....     | 775  |
| Murphy.....    | 694  |
| Giambi.....    | 636  |
| Jackson.....   | 623  |
| Chavez.....    | 565  |
| Tenace.....    | 475  |
| Canseco.....   | 469  |
| Phillips.....  | 413  |

## Stolen Bases

|                 |     |
|-----------------|-----|
| Henderson.....  | 867 |
| Campaneris..... | 398 |
| North.....      | 232 |
| Crisp.....      | 169 |
| Lansford.....   | 146 |
| Jackson.....    | 144 |
| Davis, R.....   | 142 |
| Canseco.....    | 135 |
| Davis, M.....   | 121 |
| Page.....       | 104 |

## At Bats

|                 |      |
|-----------------|------|
| Henderson.....  | 6140 |
| Campaneris..... | 5159 |
| Bando.....      | 4991 |
| Chavez.....     | 4783 |
| Lansford.....   | 4568 |
| Jackson.....    | 4568 |
| McGwire.....    | 4448 |
| Steinbach.....  | 4162 |
| Murphy.....     | 4047 |
| Canseco.....    | 3970 |

## Hits

|                 |      |
|-----------------|------|
| Henderson.....  | 1768 |
| Campaneris..... | 1355 |
| Lansford.....   | 1317 |
| Bando.....      | 1279 |
| Chavez.....     | 1276 |
| Jackson.....    | 1207 |
| McGwire.....    | 1157 |
| Steinbach.....  | 1144 |
| Giambi.....     | 1100 |
| Rudi.....       | 1079 |

## Triples

|                 |    |
|-----------------|----|
| Henderson.....  | 41 |
| Campaneris..... | 39 |
| Rudi.....       | 32 |
| Phillips.....   | 29 |
| Crisp.....      | 26 |
| Lansford.....   | 23 |
| Jackson.....    | 23 |
| North.....      | 23 |
| Bando.....      | 22 |
| Ellis.....      | 22 |

## Strikeouts

|                      |            |
|----------------------|------------|
| Jackson.....         | 1180       |
| Canseco.....         | 1096       |
| McGwire.....         | 1043       |
| Chavez.....          | 922        |
| Henderson.....       | 915        |
| Murphy.....          | 883        |
| Steinbach.....       | 689        |
| <b>Davis, K.....</b> | <b>682</b> |
| Bando.....           | 675        |
| Giambi.....          | 674        |

## Batting Average

|                |     |
|----------------|-----|
| Giambi.....    | 300 |
| Lansford.....  | 288 |
| Henderson..... | 288 |
| Kotsay.....    | 282 |
| Grieve.....    | 280 |
| Steinbach..... | 275 |
| Rudi.....      | 273 |
| North.....     | 271 |
| Lowrie.....    | 271 |
| Tejada.....    | 270 |

(Min. 2000 plate appearances)



Rickey Henderson

## Home Runs

|                      |            |
|----------------------|------------|
| McGwire.....         | 363        |
| Jackson.....         | 268        |
| Canseco.....         | 254        |
| Chavez.....          | 230        |
| Giambi.....          | 198        |
| Bando.....           | 192        |
| Henderson.....       | 167        |
| <b>Davis, K.....</b> | <b>156</b> |
| Tejada.....          | 156        |
| Murphy.....          | 153        |

## Total Bases

|                 |      |
|-----------------|------|
| Henderson.....  | 2640 |
| McGwire.....    | 2451 |
| Chavez.....     | 2288 |
| Jackson.....    | 2287 |
| Bando.....      | 2107 |
| Canseco.....    | 2012 |
| Giambi.....     | 1949 |
| Lansford.....   | 1846 |
| Steinbach.....  | 1773 |
| Campaneris..... | 1764 |

## Slugging Percentage

|                      |             |
|----------------------|-------------|
| McGwire.....         | .551        |
| Giambi.....          | .531        |
| Stairs.....          | .509        |
| Canseco.....         | .507        |
| <b>Davis, K.....</b> | <b>.501</b> |
| Jackson.....         | .501        |
| Chavez.....          | .478        |
| Grieve.....          | .475        |
| Tejada.....          | .460        |
| Cust.....            | .457        |

(Min. 2000 plate appearances)

## Runs Batted In

|                |     |
|----------------|-----|
| McGwire.....   | 941 |
| Canseco.....   | 793 |
| Bando.....     | 789 |
| Chavez.....    | 787 |
| Jackson.....   | 770 |
| Giambi.....    | 715 |
| Henderson..... | 648 |
| Tejada.....    | 604 |
| Steinbach..... | 595 |
| Murphy.....    | 563 |

## Extra Base Hits

|                |     |
|----------------|-----|
| McGwire.....   | 563 |
| Chavez.....    | 532 |
| Jackson.....   | 521 |
| Henderson..... | 497 |
| Canseco.....   | 448 |
| Giambi.....    | 446 |
| Bando.....     | 422 |
| Rudi.....      | 362 |
| Tejada.....    | 358 |
| Steinbach..... | 351 |

## On-Base Percentage

|                |      |
|----------------|------|
| Henderson..... | .409 |
| Giambi.....    | .406 |
| Cust.....      | .381 |
| McGwire.....   | .380 |
| Tenace.....    | .374 |
| Grieve.....    | .370 |
| North.....     | .364 |
| Stairs.....    | .363 |
| Bando.....     | .360 |
| Jackson.....   | .357 |

(Min. 2000 plate appearances)



# FRANCHISE CAREER PITCHING LEADERS

## Games

|           |     |
|-----------|-----|
| Eckersley | 525 |
| Plank     | 523 |
| Fingers   | 502 |
| Rommel    | 500 |
| Lindblad  | 479 |
| Walberg   | 412 |
| Grove     | 402 |
| Honeycutt | 387 |
| Bender    | 385 |
| Hunter    | 363 |

## Complete Games

|         |     |
|---------|-----|
| Plank   | 362 |
| Bender  | 230 |
| Grove   | 179 |
| Waddell | 168 |
| Rommel  | 147 |
| Coombs  | 135 |
| Walberg | 126 |
| Hunter  | 116 |
| Blue    | 105 |
| Kellner | 95  |

## Wins

|         |     |
|---------|-----|
| Plank   | 284 |
| Grove   | 195 |
| Bender  | 193 |
| Rommel  | 171 |
| Hunter  | 161 |
| Walberg | 134 |
| Waddell | 131 |
| Blue    | 124 |
| Stewart | 119 |
| Coombs  | 115 |

## Innings Pitched

|         |        |
|---------|--------|
| Plank   | 3860.2 |
| Bender  | 2602.0 |
| Rommel  | 2556.1 |
| Hunter  | 2456.1 |
| Grove   | 2401.0 |
| Walberg | 2186.2 |
| Blue    | 1945.2 |
| Waddell | 1869.1 |
| Kellner | 1730.1 |
| Stewart | 1717.1 |

## Games Started

|         |     |
|---------|-----|
| Plank   | 459 |
| Hunter  | 340 |
| Bender  | 288 |
| Grove   | 267 |
| Walberg | 266 |
| Blue    | 262 |
| Rommel  | 249 |
| Stewart | 245 |
| Kellner | 239 |
| Zito    | 224 |

## Shutouts

|         |    |
|---------|----|
| Plank   | 59 |
| Waddell | 37 |
| Bender  | 37 |
| Hunter  | 31 |
| Blue    | 28 |
| Coombs  | 28 |
| Grove   | 20 |
| Rommel  | 18 |
| Dygart  | 16 |
| Bush    | 15 |
| Walberg | 15 |

## Losses

|          |     |
|----------|-----|
| Plank    | 162 |
| Rommel   | 119 |
| Walberg  | 114 |
| Hunter   | 113 |
| Kellner  | 108 |
| Langford | 105 |
| Bender   | 102 |
| Harriss  | 93  |
| Blue     | 86  |
| Naylor   | 83  |

## Walks

|            |     |
|------------|-----|
| Plank      | 913 |
| Walberg    | 853 |
| Grove      | 740 |
| Odom       | 732 |
| Rommel     | 724 |
| Kellner    | 717 |
| Hunter     | 687 |
| Marchildon | 682 |
| Stewart    | 655 |
| Blue       | 617 |



Eddie Plank

## Saves

|              |     |
|--------------|-----|
| Eckersley    | 320 |
| Fingers      | 136 |
| Taylor       | 100 |
| Street       | 94  |
| Bailey       | 75  |
| Isringhausen | 75  |
| Treinen      | 67  |
| Balfour      | 64  |
| Howell       | 61  |
| Koch         | 44  |
| Foulke       | 44  |

*(Since 1969)*

## Strikeouts

|         |      |
|---------|------|
| Plank   | 1985 |
| Waddell | 1576 |
| Bender  | 1536 |
| Grove   | 1523 |
| Hunter  | 1520 |
| Blue    | 1315 |
| Stewart | 1152 |
| Zito    | 1098 |
| Walberg | 907  |
| Hudson  | 899  |

## ERA

|          |      |
|----------|------|
| Waddell  | 1.97 |
| Morgan   | 2.15 |
| Bender   | 2.32 |
| Plank    | 2.39 |
| Coombs   | 2.60 |
| Dygart   | 2.65 |
| Grove    | 2.88 |
| Fingers  | 2.91 |
| Holtzman | 2.92 |
| Blue     | 2.94 |

*(Min. 500 innings pitched)*

## Winning Percentage

|          |         |      |
|----------|---------|------|
| Grove    | 195-79  | .712 |
| Hudson   | 92-39   | .702 |
| Mulder   | 81-42   | .659 |
| Bender   | 193-102 | .654 |
| Plank    | 284-162 | .637 |
| Coombs   | 115-67  | .632 |
| Earnshaw | 98-58   | .628 |
| Zito     | 102-63  | .618 |
| Welch    | 96-60   | .615 |
| Waddell  | 131-82  | .615 |

*(Min. 100 decisions)*

## DESIGNATED HITTER RULE

A hitter may be designated to bat for the pitcher in any spot in the batting order in any game without affecting the status of the pitcher. The designated hitter must be selected and be included on the lineup cards presented to the umpire-in-chief prior to the game. Failure to do so precludes the use of a designated hitter for that game.

The designated hitter is "locked" into the batting order but may be removed for a pinch-hitter or pinch-runner, who in turn becomes the designated hitter. The designated hitter, while still in the game, may be used defensively but the pitcher then assumes the batting order of the replaced defensive player, thus terminating the designated hitter role. The designated hitter is eligible for all American League batting titles.

# OAKLAND CAREER PITCHING LEADERS

## Games

|           |     |
|-----------|-----|
| Eckersley | 525 |
| Fingers   | 502 |
| Lindblad  | 391 |
| Honeycutt | 387 |
| Groom     | 301 |
| Blevins   | 281 |
| Nelson    | 281 |
| Taylor    | 281 |
| Blue      | 273 |
| Hunter    | 266 |

## Complete Games

|          |     |
|----------|-----|
| Blue     | 105 |
| Hunter   | 96  |
| Langford | 85  |
| Holtzman | 54  |
| Keough   | 53  |
| Norris   | 52  |
| Stewart  | 49  |
| McCatty  | 45  |
| Dobson   | 42  |
| Odom     | 34  |

## Wins

|          |     |
|----------|-----|
| Hunter   | 131 |
| Blue     | 124 |
| Stewart  | 119 |
| Zito     | 102 |
| Welch    | 96  |
| Hudson   | 92  |
| Mulder   | 81  |
| Holtzman | 77  |
| Langford | 73  |
| Odom     | 71  |

## Innings Pitched

|          |        |
|----------|--------|
| Blue     | 1945.2 |
| Hunter   | 1887.0 |
| Stewart  | 1717.1 |
| Langford | 1468.0 |
| Zito     | 1437.1 |
| Welch    | 1271.1 |
| Hudson   | 1240.2 |
| Odom     | 1202.2 |
| McCatty  | 1188.1 |
| Norris   | 1124.1 |

## Games Started

|          |     |
|----------|-----|
| Blue     | 262 |
| Hunter   | 260 |
| Stewart  | 245 |
| Zito     | 224 |
| Welch    | 195 |
| Langford | 195 |
| Hudson   | 183 |
| Odom     | 178 |
| McCatty  | 161 |
| Norris   | 157 |

## Shutouts

|                   |    |
|-------------------|----|
| Blue              | 28 |
| Hunter            | 24 |
| Holtzman          | 13 |
| Odom              | 11 |
| Dobson            | 10 |
| Langford          | 10 |
| Stewart           | 9  |
| Hudson            | 8  |
| Mulder            | 8  |
| four players tied | 7  |

## Losses

|          |     |
|----------|-----|
| Langford | 105 |
| Blue     | 86  |
| Stewart  | 78  |
| Hunter   | 77  |
| Keough   | 75  |
| Zito     | 63  |
| McCatty  | 63  |
| Odom     | 61  |
| Fingers  | 61  |
| Welch    | 60  |

## Walks

|          |     |
|----------|-----|
| Stewart  | 655 |
| Blue     | 617 |
| Odom     | 598 |
| Zito     | 566 |
| McCatty  | 520 |
| Norris   | 499 |
| Hunter   | 493 |
| Welch    | 469 |
| Keough   | 456 |
| Langford | 402 |



Jim "Catfish" Hunter

## Saves

|              |     |
|--------------|-----|
| Eckersley    | 320 |
| Fingers      | 136 |
| Taylor       | 100 |
| Street       | 94  |
| Bailey       | 75  |
| Isringhausen | 75  |
| Treinen      | 67  |
| Balfour      | 64  |
| Howell       | 61  |
| Koch         | 44  |
| Foulke       | 44  |

## Strikeouts

|           |      |
|-----------|------|
| Blue      | 1315 |
| Stewart   | 1152 |
| Hunter    | 1139 |
| Zito      | 1098 |
| Hudson    | 899  |
| Fingers   | 784  |
| Welch     | 677  |
| Odom      | 675  |
| Mulder    | 668  |
| Eckersley | 658  |

## ERA

|                                   |      |
|-----------------------------------|------|
| Eckersley                         | 2.74 |
| Fingers                           | 2.91 |
| Holtzman                          | 2.92 |
| Blue                              | 2.94 |
| Lindblad                          | 2.97 |
| Hunter                            | 3.00 |
| Hudson                            | 3.30 |
| Odom                              | 3.38 |
| Gray                              | 3.42 |
| Moore                             | 3.54 |
| <i>(Min. 500 innings pitched)</i> |      |

## Winning Percentage

|                            |         |      |
|----------------------------|---------|------|
| Hudson                     | .92-39  | .702 |
| Mulder                     | .81-42  | .659 |
| Harden                     | .40-23  | .635 |
| Hunter                     | .131-77 | .630 |
| Zito                       | .102-63 | .618 |
| Lindblad                   | .42-26  | .618 |
| Welch                      | .96-60  | .615 |
| Stewart                    | .119-78 | .604 |
| Blue                       | .124-86 | .590 |
| Moore                      | .66-46  | .589 |
| <i>(Min. 60 decisions)</i> |         |      |

## RELIEF PITCHERS SAVE RULE

A pitcher is credited with a save when he meets all three of the following conditions:

1. He is the finishing pitcher in a game won by his club, and
2. He is not the winning pitcher, and
3. He qualifies under one of the following conditions:
  - a. He enters the game with a lead of no more than three runs and pitches for at least one inning, or
  - b. He enters the game with the potential tying run on base, at bat, or on deck (that is, the potential tying run is either on base or is one of the first two batsmen he faces), or
  - c. He pitches effectively for at least three innings

# FRANCHISE SEASON BATTING LEADERS

## Games

|                            |     |
|----------------------------|-----|
| <b>Semien (2019)</b> ..... | 162 |
| <b>Olson (2018)</b> .....  | 162 |
| Tejada (2001, 02, 03)...   | 162 |
| Long (2001, 02).....       | 162 |
| Griffin (1985, 86).....    | 162 |
| Bando (1968, 69, 73)...    | 162 |
| Siebern (1962).....        | 162 |

## Runs

|                            |     |
|----------------------------|-----|
| Simmons (1930).....        | 152 |
| Foxx (1932).....           | 151 |
| Lajoie (1901).....         | 145 |
| Simmons (1932).....        | 144 |
| Collins (1912).....        | 137 |
| Joost (1949).....          | 128 |
| Foxx (1930).....           | 127 |
| Foxx (1933).....           | 125 |
| Collins (1913).....        | 125 |
| <b>Semien (2019)</b> ..... | 123 |
| Jackson (1969).....        | 123 |
| Foxx (1929).....           | 123 |

## Doubles

|                        |    |
|------------------------|----|
| Simmons (1926).....    | 53 |
| Lowrie (2017).....     | 49 |
| Moses (1937).....      | 48 |
| Lajoie (1901).....     | 48 |
| Giambi (2001).....     | 47 |
| McNair (1932).....     | 47 |
| H. Davis (1905).....   | 47 |
| Lowrie (2013).....     | 45 |
| Seybold (1903).....    | 45 |
| B. Johnson (1933)..... | 44 |

## Walks

|                     |     |
|---------------------|-----|
| Joost (1949).....   | 149 |
| Giambi (2000).....  | 137 |
| Fain (1949).....    | 136 |
| Fain (1950).....    | 133 |
| Giambi (2001).....  | 129 |
| Bishop (1930).....  | 128 |
| Bishop (1929).....  | 128 |
| Joost (1952).....   | 122 |
| Hartsel (1905)..... | 121 |
| Valo (1949).....    | 119 |
| Joost (1948).....   | 119 |

## Stolen Bases

|                       |     |
|-----------------------|-----|
| RHenderson (1982).... | 130 |
| RHenderson (1983).... | 108 |
| RHenderson (1980).... | 100 |
| Collins (1910).....   | 81  |
| North (1976).....     | 75  |
| Collins (1909).....   | 67  |
| RHenderson (1998).... | 66  |
| RHenderson (1984).... | 66  |
| RHenderson (1990).... | 65  |
| Collins (1912).....   | 63  |

## At Bats

|                            |     |
|----------------------------|-----|
| Simmons (1932).....        | 670 |
| Tejada (2002).....         | 662 |
| Cramer (1933).....         | 661 |
| <b>Semien (2019)</b> ..... | 657 |
| Simmons (1925).....        | 654 |
| Finney (1936).....         | 653 |
| Moses (1937).....          | 649 |
| Cramer (1934).....         | 649 |
| Damon (2001).....          | 644 |
| Cramer (1935).....         | 644 |

## Hits

|                     |     |
|---------------------|-----|
| Simmons (1925)..... | 253 |
| Lajoie (1901).....  | 229 |
| Simmons (1932)..... | 216 |
| Cramer (1935).....  | 214 |
| Foxx (1932).....    | 213 |
| Simmons (1929)..... | 212 |
| Simmons (1930)..... | 211 |
| Moses (1937).....   | 208 |
| Foxx (1933).....    | 204 |
| Tejada (2002).....  | 204 |

## Triples

|                       |    |
|-----------------------|----|
| Baker (1912).....     | 21 |
| Baker (1909).....     | 19 |
| Da. Murphy (1910).... | 18 |
| Da. Murphy (1904).... | 17 |
| Simmons (1930).....   | 16 |
| Miller (1929).....    | 16 |
| Strunk (1915).....    | 16 |
| Cimoli (1962).....    | 15 |
| Witt (1916).....      | 15 |
| Baker (1910).....     | 15 |
| Collins (1910).....   | 15 |

## Strikeouts

|                           |     |
|---------------------------|-----|
| Cust (2008).....          | 197 |
| <b>Davis (2017)</b> ..... | 195 |
| Cust (2009).....          | 185 |
| <b>Davis (2018)</b> ..... | 175 |
| Canseco (1986).....       | 175 |
| Jackson (1968).....       | 171 |
| <b>Davis (2016)</b> ..... | 166 |
| Cust (2007).....          | 164 |
| <b>Olson (2018)</b> ..... | 163 |
| Jackson (1971).....       | 161 |

## Batting Average

|                      |      |
|----------------------|------|
| Lajoie (1901).....   | .422 |
| Simmons (1931).....  | .390 |
| Simmons (1925).....  | .387 |
| Simmons (1930).....  | .381 |
| Collins (1911).....  | .365 |
| Simmons (1929).....  | .365 |
| Foxx (1932).....     | .364 |
| Cochrane (1930)..... | .357 |
| Cobb (1927).....     | .357 |
| Foxx (1933).....     | .356 |
| Lamar (1925).....    | .356 |



Al Simmons

## Home Runs

|                           |    |
|---------------------------|----|
| Foxx (1932).....          | 58 |
| McGwire (1996).....       | 52 |
| McGwire (1987).....       | 49 |
| <b>Davis (2018)</b> ..... | 48 |
| Foxx (1933).....          | 48 |
| Jackson (1969).....       | 47 |
| Canseco (1991).....       | 44 |
| Foxx (1934).....          | 44 |
| <b>Davis (2017)</b> ..... | 43 |
| Giambi (2000).....        | 43 |

## Total Bases

|                     |     |
|---------------------|-----|
| Foxx (1932).....    | 438 |
| Foxx (1933).....    | 403 |
| Simmons (1930)..... | 392 |
| Simmons (1925)..... | 392 |
| Simmons (1929)..... | 373 |
| Simmons (1932)..... | 367 |
| Foxx (1930).....    | 358 |
| Moses (1937).....   | 357 |
| Foxx (1934).....    | 352 |
| Canseco (1988)..... | 347 |

## Slugging Percentage

|                     |      |
|---------------------|------|
| Foxx (1932).....    | .749 |
| McGwire (1996)..... | .730 |
| Simmons (1930)..... | .708 |
| Foxx (1933).....    | .703 |
| Giambi (2001).....  | .660 |
| Foxx (1934).....    | .653 |
| Giambi (2000).....  | .647 |
| Lajoie (1901).....  | .635 |
| Simmons (1929)..... | .642 |
| Simmons (1931)..... | .641 |

## Runs Batted In

|                     |     |
|---------------------|-----|
| Foxx (1932).....    | 169 |
| Simmons (1930)..... | 165 |
| Foxx (1933).....    | 163 |
| Simmons (1929)..... | 157 |
| Foxx (1930).....    | 156 |
| Simmons (1932)..... | 151 |
| Giambi (2000).....  | 137 |
| Tejada (2002).....  | 131 |
| Baker (1912).....   | 130 |
| Foxx (1934).....    | 130 |

## Extra Base Hits

|                            |     |
|----------------------------|-----|
| Foxx (1932).....           | 100 |
| Foxx (1933).....           | 94  |
| Simmons (1930).....        | 93  |
| Giambi (2001).....         | 87  |
| Jackson (1969).....        | 86  |
| Moses (1937).....          | 86  |
| Simmons (1929).....        | 84  |
| <b>Semien (2019)</b> ..... | 83  |
| Foxx (1930).....           | 83  |
| Simmons (1926).....        | 82  |

## On-Base Percentage

|                      |      |
|----------------------|------|
| Giambi (2001).....   | .477 |
| Giambi (2000).....   | .476 |
| Foxx (1932).....     | .469 |
| McGwire (1996).....  | .467 |
| Foxx (1929).....     | .463 |
| Lajoie (1901).....   | .459 |
| Foxx (1935).....     | .461 |
| Cochrane (1933)..... | .459 |
| Collins (1914).....  | .452 |
| Collins (1911).....  | .451 |
| Fain (1951).....     | .451 |

# OAKLAND SEASON BATTING LEADERS

## Games

|                            |     |
|----------------------------|-----|
| <b>Semien (2019)</b> ..... | 162 |
| <b>Olson (2018)</b> .....  | 162 |
| Tejada (2001, 02, 03)...   | 162 |
| Long (2001, 02).....       | 162 |
| Griffin (1985, 86).....    | 162 |
| Bando (1968, 69, 73)...    | 162 |

## Runs

|                            |     |
|----------------------------|-----|
| <b>Semien (2019)</b> ..... | 123 |
| Jackson (1969).....        | 123 |
| Canseco (1988).....        | 120 |
| RHenderson (1990)....      | 119 |
| RHenderson (1982)....      | 119 |
| Giambi (1999).....         | 115 |
| Canseco (1991).....        | 115 |
| RHenderson (1984)....      | 113 |
| RHenderson (1980)....      | 111 |
| Giambi (2001).....         | 109 |

## Doubles

|                              |    |
|------------------------------|----|
| Lowrie (2017).....           | 49 |
| Giambi (2001).....           | 47 |
| Lowrie (2013).....           | 45 |
| <b>Semien (2019)</b> .....   | 43 |
| Chavez (2001).....           | 43 |
| <b>Chapman (2018)</b> .....  | 42 |
| Tejada (2003).....           | 42 |
| <b>Piscotty (2018)</b> ..... | 41 |
| Grieve (1998).....           | 41 |
| Giambi (1997).....           | 41 |

## Walks

|                       |     |
|-----------------------|-----|
| Giambi (2000).....    | 137 |
| Giambi (2001).....    | 129 |
| RHenderson (1998).... | 118 |
| Bando (1970).....     | 118 |
| RHenderson (1980).... | 117 |
| McGwire (1996).....   | 116 |
| RHenderson (1982).... | 116 |
| Jackson (1969).....   | 114 |
| Bando (1969).....     | 111 |
| Cust (2008).....      | 111 |

## Stolen Bases

|                       |     |
|-----------------------|-----|
| RHenderson (1982).... | 130 |
| RHenderson (1983).... | 108 |
| RHenderson (1980).... | 100 |
| North (1976).....     | 75  |
| RHenderson (1998).... | 66  |
| RHenderson (1984).... | 66  |
| RHenderson (1990).... | 65  |
| Campaneris (1969).... | 62  |
| Campaneris (1968).... | 62  |
| RHenderson (1991).... | 58  |

## At Bats

|                            |     |
|----------------------------|-----|
| Tejada (2002).....         | 662 |
| <b>Semien (2019)</b> ..... | 657 |
| Damon (2001).....          | 644 |
| Campaneris (1968)....      | 642 |
| Tejada (2003).....         | 636 |
| <b>Semien (2018)</b> ..... | 632 |
| Sierra (1993).....         | 630 |
| Canseco (1987).....        | 630 |
| Long (2001).....           | 629 |
| Armas (1980).....          | 628 |

## Hits

|                            |     |
|----------------------------|-----|
| Tejada (2002).....         | 204 |
| Kotsay (2004).....         | 190 |
| <b>Semien (2019)</b> ..... | 187 |
| Canseco (1988).....        | 187 |
| Lansford (1989).....       | 185 |
| Washington (1975)....      | 182 |
| Giambi (1999).....         | 181 |
| Rudi (1972).....           | 181 |
| Lansford (1984).....       | 179 |
| RHenderson (1980)....      | 179 |

## Triples

|                       |    |
|-----------------------|----|
| Garner (1976).....    | 12 |
| Polonia (1987).....   | 10 |
| Burns (2015).....     | 9  |
| Byrnes (2003).....    | 9  |
| Rudi (1972).....      | 9  |
| Campaneris (1968).... | 9  |
| six players tied..... | 8  |

## Strikeouts

|                           |     |
|---------------------------|-----|
| Cust (2008).....          | 197 |
| <b>Davis (2017)</b> ..... | 195 |
| Cust (2009).....          | 185 |
| <b>Davis (2018)</b> ..... | 175 |
| Canseco (1986).....       | 175 |
| Jackson (1968).....       | 171 |
| <b>Davis (2016)</b> ..... | 166 |
| Cust (2007).....          | 164 |
| <b>Olson (2018)</b> ..... | 163 |
| Jackson (1971).....       | 161 |

## Batting Average

|                       |      |
|-----------------------|------|
| Giambi (2001).....    | .342 |
| Lansford (1989).....  | .336 |
| Giambi (2000).....    | .333 |
| RHenderson (1990).... | .325 |
| Durazo (2004).....    | .321 |
| RHenderson (1981).... | .319 |
| Giambi (1999).....    | .315 |
| Kotsay (2004).....    | .314 |
| McGwire (1996).....   | .312 |
| Washington (1975).... | .308 |
| Tejada (2002).....    | .308 |



Reggie Jackson

## Home Runs

|                           |    |
|---------------------------|----|
| McGwire (1996).....       | 52 |
| McGwire (1987).....       | 49 |
| <b>Davis (2018)</b> ..... | 48 |
| Jackson (1969).....       | 47 |
| Canseco (1991).....       | 44 |
| <b>Davis (2017)</b> ..... | 43 |
| Giambi (2000).....        | 43 |
| <b>Davis (2016)</b> ..... | 42 |
| McGwire (1992).....       | 42 |
| Canseco (1988).....       | 42 |

## Total Bases

|                            |     |
|----------------------------|-----|
| Canseco (1988).....        | 347 |
| McGwire (1987).....        | 344 |
| <b>Semien (2019)</b> ..... | 343 |
| Giambi (2001).....         | 343 |
| Tejada (2002).....         | 336 |
| Jackson (1969).....        | 334 |
| Giambi (2000).....         | 330 |
| Giambi (1999).....         | 318 |
| Canseco (1991).....        | 318 |
| <b>Davis (2018)</b> .....  | 316 |

## Slugging Percentage

|                       |      |
|-----------------------|------|
| McGwire (1996).....   | .730 |
| Giambi (2001).....    | .660 |
| Giambi (2000).....    | .647 |
| McGwire (1987).....   | .618 |
| Jackson (1969).....   | .608 |
| McGwire (1992).....   | .585 |
| RHenderson (1990).... | .577 |
| Canseco (1988).....   | .569 |
| Jaha (1999).....      | .556 |
| Canseco (1991).....   | .556 |

## Runs Batted In

|                           |     |
|---------------------------|-----|
| Giambi (2000).....        | 137 |
| Tejada (2002).....        | 131 |
| Canseco (1988).....       | 124 |
| <b>Davis (2018)</b> ..... | 123 |
| Giambi (1999).....        | 123 |
| Canseco (1991).....       | 122 |
| Giambi (2001).....        | 120 |
| McGwire (1987).....       | 118 |
| Kingman (1984).....       | 118 |
| Jackson (1969).....       | 118 |

## Extra Base Hits

|                             |    |
|-----------------------------|----|
| Giambi (2001).....          | 87 |
| Jackson (1969).....         | 86 |
| <b>Semien (2019)</b> .....  | 83 |
| McGwire (1987).....         | 81 |
| Jackson (1975).....         | 78 |
| <b>Davis (2018)</b> .....   | 77 |
| Canseco (1991).....         | 77 |
| Canseco (1988).....         | 76 |
| <b>Chapman (2019)</b> ..... | 75 |
| Chavez (2001).....          | 75 |

## On-Base Percentage

|                       |      |
|-----------------------|------|
| Giambi (2001).....    | .477 |
| Giambi (2000).....    | .476 |
| McGwire (1996).....   | .467 |
| RHenderson (1990).... | .439 |
| Giambi (1999).....    | .422 |
| RHenderson (1980).... | .420 |
| Jaha (1999).....      | .414 |
| RHenderson (1983).... | .414 |
| RHenderson (1994).... | .411 |
| Jackson (1969).....   | .410 |

# FRANCHISE SEASON PITCHING LEADERS

## Games

|                              |           |
|------------------------------|-----------|
| Koch (2002) .....            | 84        |
| Wyatt (1964) .....           | 81        |
| <b>Petit (2019) .....</b>    | <b>80</b> |
| Groom (1997) .....           | 78        |
| Groom (1999) .....           | 76        |
| Fingers (1974) .....         | 76        |
| <b>Hendriks (2019) .....</b> | <b>75</b> |
| Balfour (2012) .....         | 75        |
| Breslow (2010) .....         | 75        |
| Bradford (2002) .....        | 75        |
| Groom (1998) .....           | 75        |
| Fingers (1975) .....         | 75        |

## Complete Games

|                      |    |
|----------------------|----|
| Waddell (1904) ..... | 39 |
| Plank (1904) .....   | 37 |
| Plank (1905) .....   | 35 |
| Coombs (1910) .....  | 35 |
| Fraser (1901) .....  | 35 |
| Waddell (1903) ..... | 34 |
| Plank (1907) .....   | 33 |
| Plank (1903) .....   | 33 |
| Plank (1902) .....   | 31 |
| Myers (1916) .....   | 31 |
| Henley (1904) .....  | 31 |

## Wins

|                          |    |
|--------------------------|----|
| Grove (1931) .....       | 31 |
| Coombs (1910) .....      | 31 |
| Grove (1930) .....       | 28 |
| Coombs (1911) .....      | 28 |
| Welch (1990) .....       | 27 |
| Rommell (1922) .....     | 27 |
| Waddell (1905) .....     | 27 |
| Plank (1904) .....       | 26 |
| Plank (1912) .....       | 26 |
| three players tied ..... | 25 |

## Innings Pitched

|                      |       |
|----------------------|-------|
| Waddell (1904) ..... | 383.0 |
| Plank (1904) .....   | 357.1 |
| Coombs (1910) .....  | 353.0 |
| Plank (1905) .....   | 346.2 |
| Plank (1907) .....   | 343.2 |
| Coombs (1911) .....  | 336.2 |
| Plank (1903) .....   | 336.0 |
| Perry (1918) .....   | 332.1 |
| Fraser (1901) .....  | 331.0 |
| Waddell (1905) ..... | 328.2 |

## Games Started

|                          |    |
|--------------------------|----|
| Waddell (1904) .....     | 46 |
| Plank (1904) .....       | 43 |
| Hunter (1974) .....      | 41 |
| Plank (1905) .....       | 41 |
| eight players tied ..... | 40 |

## Shutouts

|                        |    |
|------------------------|----|
| Coombs (1910) .....    | 13 |
| Blue (1971) .....      | 8  |
| Plank (1907) .....     | 8  |
| Waddell (1906) .....   | 8  |
| Waddell (1904) .....   | 8  |
| Bush (1916) .....      | 8  |
| six players tied ..... | 7  |

## Loses

|                      |    |
|----------------------|----|
| Perry (1920) .....   | 25 |
| Bush (1916) .....    | 24 |
| Myers (1916) .....   | 23 |
| Rommel (1921) .....  | 23 |
| Naylor (1920) .....  | 23 |
| Wyckoff (1915) ..... | 22 |
| Ditmar (1956) .....  | 22 |
| Kelley (1937) .....  | 21 |
| Harris (1943) .....  | 21 |
| nine tied with ..... | 20 |

## Walks

|                         |     |
|-------------------------|-----|
| Myers (1916) .....      | 168 |
| Wyckoff (1915) .....    | 165 |
| Marchildon (1947) ..... | 141 |
| Marchildon (1942) ..... | 140 |
| Earnshaw (1930) .....   | 139 |
| Cain (1933) .....       | 137 |
| Fraser (1901) .....     | 132 |
| Grove (1925) .....      | 131 |
| Marchildon (1948) ..... | 131 |
| Bush (1916) .....       | 130 |



Lefty Grove

## Saves

|                        |    |
|------------------------|----|
| Eckersley (1992) ..... | 51 |
| Eckersley (1990) ..... | 48 |
| Eckersley (1988) ..... | 45 |
| Koch (2002) .....      | 44 |
| Foulke (2003) .....    | 43 |
| Eckersley (1991) ..... | 43 |
| Treinen (2018) .....   | 38 |
| Balfour (2013) .....   | 38 |
| Street (2006) .....    | 37 |
| Eckersley (1993) ..... | 36 |
| Caudill (1984) .....   | 36 |
| <i>(Since 1969)</i>    |    |

## Strikeouts

|                          |     |
|--------------------------|-----|
| Waddell (1904) .....     | 349 |
| Waddell (1903) .....     | 302 |
| Blue (1971) .....        | 301 |
| Waddell (1905) .....     | 287 |
| Waddell (1907) .....     | 232 |
| Coombs (1910) .....      | 224 |
| Plank (1905) .....       | 210 |
| Waddell (1902) .....     | 210 |
| Grove (1930) .....       | 209 |
| three players tied ..... | 205 |

## ERA

|                      |      |
|----------------------|------|
| Coombs (1910) .....  | 1.30 |
| Krause (1909) .....  | 1.39 |
| Waddell (1905) ..... | 1.48 |
| Morgan (1910) .....  | 1.55 |
| Bender (1910) .....  | 1.58 |
| Waddell (1904) ..... | 1.62 |
| Morgan (1909) .....  | 1.65 |
| Bender (1909) .....  | 1.66 |
| Plank (1909) .....   | 1.76 |
| Blue (1971) .....    | 1.82 |

## Winning Percentage

|                            |      |      |
|----------------------------|------|------|
| Grove (1931) .....         | 31-4 | .886 |
| Bender (1914) .....        | 17-3 | .850 |
| Grove (1930) .....         | 28-5 | .848 |
| Zito (2002) .....          | 23-5 | .821 |
| Bender (1910) .....        | 23-5 | .821 |
| Welch (1990) .....         | 27-6 | .818 |
| Plank (1912) .....         | 26-6 | .813 |
| Hunter (1973) .....        | 21-5 | .808 |
| Coombs (1910) .....        | 31-9 | .775 |
| Waddell (1902) .....       | 24-7 | .774 |
| Shantz (1952) .....        | 24-7 | .774 |
| <i>(Min. 20 decisions)</i> |      |      |

## LASTS BY A'S PITCHERS

|                |  |
|----------------|--|
| <b>Run:</b>    | Brett Anderson, Aug. 6, 2019 at Chicago (NL) |
| <b>Hit:</b>    | Homer Bailey, Aug. 14, 2019 at San Francisco |
| <b>Double:</b> | Joe Kennedy, June 12, 2007 at Houston        |
| <b>Triple:</b> | John Odom, Aug. 22, 1971 vs. Boston (Game 1) |

|                     |   |
|---------------------|---|
| <b>Homer:</b>       | John Odom, Sept. 4, 1972 vs. California (Game 1)    |
| <b>RBI:</b>         | Homer Bailey, Aug. 14, 2019 at San Francisco        |
| <b>Walk:</b>        | Frankie Montas, May 5, 2019 at Pittsburgh           |
| <b>Stolen Base:</b> | Gene Nelson, July 3, 1988 at Toronto (pinch runner) |

# OAKLAND SEASON PITCHING LEADERS

## Games

|                              |           |
|------------------------------|-----------|
| Koch (2002) .....            | 84        |
| <b>Petit (2019) .....</b>    | <b>80</b> |
| Groom (1997) .....           | 78        |
| Groom (1999) .....           | 76        |
| Fingers (1974) .....         | 76        |
| <b>Hendriks (2019) .....</b> | <b>75</b> |
| Balfour (2012) .....         | 75        |
| Breslow (2010) .....         | 75        |
| Bradford (2002) .....        | 75        |
| Groom (1998) .....           | 75        |
| Fingers (1975) .....         | 75        |

## Complete Games

|                        |    |
|------------------------|----|
| Langford (1980) .....  | 28 |
| Norris (1980) .....    | 24 |
| Blue (1971) .....      | 24 |
| Hunter (1974) .....    | 23 |
| Keough (1980) .....    | 20 |
| Blue (1976) .....      | 20 |
| Langford (1981) .....  | 18 |
| six players tied ..... | 16 |

## Wins

|                          |    |
|--------------------------|----|
| Welch (1990) .....       | 27 |
| Hunter (1974) .....      | 25 |
| Blue (1971) .....        | 24 |
| Zito (2002) .....        | 23 |
| Stewart (1990) .....     | 22 |
| Norris (1980) .....      | 22 |
| Blue (1975) .....        | 22 |
| seven players tied ..... | 21 |

## Innings Pitched

|                       |       |
|-----------------------|-------|
| Hunter (1974) .....   | 318.1 |
| Blue (1971) .....     | 312.0 |
| Blue (1976) .....     | 298.1 |
| Holtzman (1973) ..... | 297.1 |
| Hunter (1972) .....   | 295.1 |
| Langford (1980) ..... | 290.0 |
| Norris (1980) .....   | 284.1 |
| Blue (1974) .....     | 282.1 |
| Blue (1977) .....     | 279.2 |
| Blue (1975) .....     | 278.0 |

## Games Started

|                       |    |
|-----------------------|----|
| Hunter (1974) .....   | 41 |
| Blue (1974) .....     | 40 |
| Holtzman (1973) ..... | 40 |
| Dobson (1970) .....   | 40 |
| Hunter (1970) .....   | 40 |
| Torrez (1976) .....   | 39 |
| Blue (1971) .....     | 39 |
| Blue (1977) .....     | 38 |
| Blue (1975) .....     | 38 |
| Holtzman (1975) ..... | 38 |
| Holtzman (1974) ..... | 38 |

## Shutouts


|                       |   |
|-----------------------|---|
| Blue (1971) .....     | 8 |
| Blue (1976) .....     | 6 |
| Hunter (1974) .....   | 6 |
| Nash (1968) .....     | 6 |
| Hunter (1972) .....   | 5 |
| Dobson (1970) .....   | 5 |
| 10 players tied ..... | 4 |

## Losses

|                        |    |
|------------------------|----|
| Kingman (1980) .....   | 20 |
| Blue (1977) .....      | 19 |
| Langford (1977) .....  | 19 |
| Keough (1982) .....    | 18 |
| Keough (1979) .....    | 17 |
| Holtzman (1974) .....  | 17 |
| Candiotti (1998) ..... | 16 |
| Langford (1982) .....  | 16 |
| Langford (1979) .....  | 16 |
| Smith (2008) .....     | 16 |

## Walks

|                       |     |
|-----------------------|-----|
| Odom (1969) .....     | 112 |
| Stewart (1988) .....  | 110 |
| Rijo (1986) .....     | 108 |
| Holtzman (1975) ..... | 108 |
| Moore (1991) .....    | 105 |
| Stewart (1991) .....  | 105 |
| Stewart (1987) .....  | 105 |
| Blue (1973) .....     | 105 |
| Moore (1992) .....    | 103 |
| Appier (2000) .....   | 102 |
| Plunk (1986) .....    | 102 |



Vida Blue

## Saves

|                        |    |
|------------------------|----|
| Eckersley (1992) ..... | 51 |
| Eckersley (1990) ..... | 48 |
| Eckersley (1988) ..... | 45 |
| Koch (2002) .....      | 44 |
| Foulke (2003) .....    | 43 |
| Eckersley (1991) ..... | 43 |
| Treinen (2018) .....   | 38 |
| Balfour (2013) .....   | 38 |
| Street (2006) .....    | 37 |
| Eckersley (1993) ..... | 36 |
| Caudill (1984) .....   | 36 |

## Strikeouts

|                          |     |
|--------------------------|-----|
| Blue (1971) .....        | 301 |
| Zito (2001) .....        | 205 |
| Stottlemire (1995) ..... | 205 |
| Stewart (1987) .....     | 205 |
| Gonzalez (2011) .....    | 197 |
| Haren (2007) .....       | 192 |
| Stewart (1988) .....     | 192 |
| Hunter (1972) .....      | 191 |
| Blue (1975) .....        | 189 |
| Gray (2014) .....        | 183 |

## ERA

|                       |      |
|-----------------------|------|
| Blue (1971) .....     | 1.82 |
| Hunter (1972) .....   | 2.04 |
| Nash (1968) .....     | 2.28 |
| McCatty (1981) .....  | 2.32 |
| Blue (1976) .....     | 2.36 |
| Odom (1968) .....     | 2.45 |
| Hunter (1974) .....   | 2.49 |
| Torrez (1976) .....   | 2.50 |
| Odom (1972) .....     | 2.50 |
| Holtzman (1972) ..... | 2.51 |

## Winning Percentage

|                     |      |      |
|---------------------|------|------|
| Zito (2002) .....   | 23-5 | .821 |
| Welch (1990) .....  | 27-6 | .818 |
| Hunter (1973) ..... | 21-5 | .808 |
| Hudson (2000) ..... | 20-6 | .769 |
| Blue (1971) .....   | 24-8 | .750 |
| Hunter (1972) ..... | 21-7 | .750 |
| Colón (2013) .....  | 18-6 | .750 |
| Dobson (1971) ..... | 15-5 | .750 |
| Mulder (2002) ..... | 19-7 | .731 |
| Davis (1989) .....  | 19-7 | .731 |

(Min. 20 decisions)

RECORDS

## LONGEST STREAKS BY OAKLAND A'S PITCHERS

### Scoreless

|    |                                    |
|----|------------------------------------|
| 37 | August 13 to August 17, 1983       |
| 29 | September 17 to September 21, 2019 |
| 29 | June 11 to June 14, 1968           |
| 29 | August 27 to August 31, 1996       |
| 29 | April 9 to April 12, 1978          |
| 29 | May 27 to May 30, 1976             |
| 29 | June 3 to June 5, 1972             |
| 29 | July 30 to August 2, 1972          |
| 29 | July 21 to July 24, 1968           |

### Homeless

|       |                        |
|-------|------------------------|
| 136.2 | June 19-July 4, 1974   |
| 96.0  | June 23-July 4, 1999   |
| 92.0  | July 28-August 6, 1970 |
| 91.2  | April 11-21, 1971      |
| 83.0  | June 24-July 2, 1978   |
| 80.0  | May 9-20, 1977         |
| 77.0  | May 21-31, 1977        |

# ATHLETICS YEAR-BY-YEAR BATTING

| Year          | AVG.        | AB            | R            | H            | 2B           | 3B          | HR          | RBI          | BB           | SO          | SH          | SF          | HP | SB  | CS  | SLG         | OBP         |
|---------------|-------------|---------------|--------------|--------------|--------------|-------------|-------------|--------------|--------------|-------------|-------------|-------------|----|-----|-----|-------------|-------------|
| 1901          | .289        | 4882          | 805          | 1409         | 239          | 87          | 35          | 665          | 301          | 344         | 78          |             | 53 | 173 |     | .395        | .337        |
| 1902          | .287        | 4762          | 775          | 1369         | 235          | 67          | 38          | 673          | 343          | 293         | 118         |             | 38 | 201 |     | .389        | .340        |
| 1903          | .264        | 4673          | 597          | 1236         | 227          | 68          | 32          | 502          | 268          | 513         | 101         |             | 32 | 157 |     | .363        | .309        |
| 1904          | .249        | 5088          | 557          | 1266         | 197          | 77          | 31          | 486          | 313          | 605         | 137         |             | 41 | 137 |     | .336        | .298        |
| 1905          | .255        | 5146          | 623          | 1310         | 256          | 51          | 24          | 511          | 376          | 644         | 165         |             | 34 | 190 |     | .338        | .310        |
| 1906          | .247        | 4883          | 561          | 1206         | 213          | 49          | 32          | 489          | 385          |             | 157         |             | 43 | 165 |     | .330        | .308        |
| 1907          | .255        | 5010          | 582          | 1276         | 220          | 44          | 22          | 485          | 384          |             | 176         |             | 27 | 137 |     | .329        | .311        |
| 1908          | .223        | 5065          | 486          | 1131         | 183          | 50          | 21          | 392          | 368          |             | 177         |             | 37 | 116 |     | .292        | .281        |
| 1909          | .256        | 4906          | 605          | 1257         | 186          | 88          | 21          | 498          | 403          |             | 248         |             | 64 | 205 |     | .343        | .321        |
| 1910          | .266        | 5154          | 673          | 1373         | 191          | 105         | 19          | 541          | 409          |             | 196         |             | 47 | 207 |     | .355        | .326        |
| 1911          | .296        | 5199          | 861          | 1540         | 237          | 93          | 35          | 692          | 424          |             | 232         |             | 65 | 226 |     | .398        | .357        |
| 1912          | .282        | 5111          | 779          | 1442         | 204          | 108         | 22          | 620          | 485          |             | 201         |             | 38 | 258 |     | .377        | .349        |
| 1913          | .280        | 5044          | 794          | 1412         | 223          | 80          | 33          | 660          | 534          | 547         | 174         |             | 65 | 221 |     | .375        | .356        |
| 1914          | .272        | 5126          | 749          | 1392         | 165          | 80          | 29          | 627          | 545          | 517         | 218         |             | 52 | 231 | 188 | .352        | .348        |
| 1915          | .237        | 5081          | 545          | 1204         | 183          | 72          | 16          | 440          | 436          | 634         | 137         |             | 54 | 127 | 89  | .311        | .304        |
| 1916          | .242        | 5010          | 447          | 1212         | 169          | 65          | 19          | 380          | 406          | 631         | 157         |             | 30 | 151 |     | .313        | .303        |
| 1917          | .254        | 5109          | 529          | 1296         | 177          | 62          | 17          | 457          | 435          | 519         | 205         |             | 33 | 112 |     | .323        | .316        |
| 1918          | .243        | 4278          | 412          | 1039         | 124          | 44          | 22          | 356          | 343          | 485         | 124         |             | 26 | 83  |     | .308        | .303        |
| 1919          | .244        | 4730          | 457          | 1156         | 175          | 71          | 35          | 396          | 349          | 565         | 125         |             | 30 | 103 |     | .334        | .300        |
| 1920          | .252        | 5256          | 558          | 1324         | 220          | 49          | 44          | 470          | 353          | 593         | 169         |             | 43 | 50  | 67  | .338        | .304        |
| 1921          | .274        | 5465          | 657          | 1497         | 256          | 64          | 82          | 601          | 424          | 565         | 136         |             | 29 | 69  | 56  | .389        | .330        |
| 1922          | .270        | 5211          | 705          | 1409         | 229          | 63          | 111         | 631          | 437          | 591         | 170         |             | 34 | 60  | 63  | .402        | .331        |
| 1923          | .271        | 5196          | 661          | 1407         | 229          | 64          | 53          | 577          | 445          | 517         | 172         |             | 44 | 72  | 62  | .370        | .334        |
| 1924          | .281        | 5184          | 685          | 1459         | 251          | 59          | 63          | 608          | 374          | 482         | 157         |             | 38 | 79  | 66  | .389        | .334        |
| 1925          | .307        | 5399          | 831          | 1659         | 298          | 79          | 76          | 767          | 453          | 432         | 187         |             | 31 | 67  | 59  | .434        | .364        |
| 1926          | .269        | 5046          | 677          | 1359         | 259          | 65          | 61          | 619          | 523          | 452         | 238         |             | 26 | 56  | 46  | .383        | .341        |
| 1927          | .303        | 5296          | 841          | 1606         | 281          | 70          | 56          | 767          | 551          | 326         | 219         |             | 30 | 101 | 63  | .414        | .372        |
| 1928          | .295        | 5226          | 829          | 1540         | 323          | 75          | 89          | 759          | 533          | 442         | 196         |             | 37 | 59  | 48  | .436        | .364        |
| 1929          | .296        | 5204          | 901          | 1539         | 288          | 76          | 122         | 845          | 543          | 440         | 214         |             | 29 | 61  | 38  | .451        | .365        |
| 1930          | .294        | 5345          | 951          | 1573         | 319          | 74          | 125         | 895          | 599          | 531         | 188         |             | 31 | 48  | 33  | .452        | .369        |
| 1931          | .287        | 5377          | 858          | 1544         | 311          | 64          | 118         | 798          | 528          | 543         | 78          |             | 35 | 25  | 23  | .435        | .355        |
| 1932          | .290        | 5537          | 981          | 1606         | 303          | 52          | 172         | 923          | 647          | 630         | 94          |             | 21 | 38  | 23  | .457        | .366        |
| 1933          | .285        | 5330          | 875          | 1519         | 297          | 57          | 139         | 831          | 625          | 618         | 80          |             | 15 | 34  | 34  | .440        | .362        |
| 1934          | .280        | 5317          | 764          | 1491         | 236          | 50          | 144         | 708          | 491          | 584         | 99          |             | 13 | 57  | 35  | .425        | .343        |
| 1935          | .279        | 5269          | 710          | 1470         | 243          | 44          | 112         | 671          | 475          | 602         | 86          |             | 17 | 43  | 35  | .406        | .341        |
| 1936          | .269        | 5373          | 714          | 1443         | 240          | 60          | 72          | 663          | 524          | 590         | 74          |             | 19 | 59  | 43  | .376        | .336        |
| 1937          | .267        | 5228          | 699          | 1398         | 278          | 60          | 94          | 649          | 583          | 557         | 70          |             | 5  | 95  | 48  | .397        | .341        |
| 1938          | .270        | 5229          | 726          | 1410         | 243          | 62          | 98          | 686          | 605          | 590         | 78          |             | 22 | 65  | 53  | .396        | .348        |
| 1939          | .271        | 5309          | 711          | 1438         | 282          | 55          | 98          | 666          | 503          | 532         | 138         |             | 15 | 60  | 34  | .400        | .336        |
| 1940          | .262        | 5304          | 703          | 1391         | 242          | 53          | 105         | 648          | 556          | 656         | 69          |             | 19 | 48  | 33  | .387        | .334        |
| 1941          | .268        | 5336          | 713          | 1431         | 240          | 69          | 85          | 660          | 574          | 588         | 76          |             | 8  | 27  | 36  | .387        | .340        |
| 1942          | .249        | 5285          | 549          | 1315         | 213          | 46          | 33          | 517          | 440          | 490         | 74          |             | 23 | 44  | 45  | .325        | .309        |
| 1943          | .232        | 5244          | 497          | 1219         | 174          | 44          | 26          | 462          | 430          | 465         | 95          |             | 29 | 55  | 42  | .297        | .294        |
| 1944          | .257        | 5312          | 525          | 1364         | 169          | 47          | 36          | 475          | 422          | 490         | 121         |             | 17 | 42  | 32  | .327        | .314        |
| 1945          | .245        | 5296          | 494          | 1297         | 201          | 37          | 33          | 440          | 449          | 463         | 96          |             | 19 | 25  | 45  | .316        | .306        |
| 1946          | .253        | 5200          | 529          | 1317         | 220          | 51          | 40          | 481          | 482          | 594         | 105         |             | 9  | 39  | 30  | .338        | .318        |
| 1947          | .252        | 5198          | 633          | 1311         | 218          | 52          | 61          | 581          | 605          | 563         | 144         |             | 24 | 37  | 33  | .349        | .333        |
| 1948          | .260        | 5181          | 729          | 1345         | 231          | 47          | 68          | 685          | 726          | 523         | 120         |             | 22 | 40  | 32  | .362        | .353        |
| 1949          | .260        | 5123          | 726          | 1331         | 214          | 49          | 82          | 680          | 783          | 493         | 117         |             | 25 | 36  | 25  | .369        | .361        |
| 1950          | .261        | 5212          | 670          | 1361         | 204          | 53          | 100         | 627          | 685          | 493         | 73          |             | 23 | 42  | 25  | .378        | .349        |
| 1951          | .262        | 5277          | 736          | 1381         | 262          | 43          | 102         | 685          | 677          | 565         | 61          |             | 34 | 47  | 36  | .386        | .349        |
| 1952          | .253        | 5163          | 664          | 1305         | 212          | 35          | 89          | 634          | 683          | 561         | 102         |             | 27 | 52  | 43  | .359        | .343        |
| 1953          | .256        | 5455          | 632          | 1398         | 205          | 38          | 116         | 588          | 498          | 602         | 51          |             | 24 | 41  | 24  | .372        | .321        |
| 1954          | .236        | 5206          | 542          | 1228         | 191          | 41          | 94          | 503          | 504          | 677         | 54          | 31          | 28 | 30  | 29  | .342        | .305        |
| <b>Phila.</b> | <b>.266</b> | <b>278846</b> | <b>36513</b> | <b>74211</b> | <b>12386</b> | <b>3308</b> | <b>3502</b> | <b>32670</b> | <b>26237</b> | <b>7327</b> | <b>1674</b> | <b>5003</b> |    |     |     | <b>.372</b> | <b>.333</b> |
| 1955          | .261        | 5335          | 638          | 1395         | 189          | 46          | 121         | 593          | 463          | 725         | 57          | 34          | 26 | 22  | 36  | .382        | .322        |
| 1956          | .252        | 5256          | 619          | 1325         | 204          | 41          | 112         | 581          | 480          | 727         | 67          | 37          | 20 | 40  | 30  | .370        | .315        |
| 1957          | .244        | 5170          | 563          | 1262         | 195          | 40          | 166         | 535          | 364          | 760         | 62          | 36          | 24 | 35  | 27  | .394        | .295        |
| 1958          | .247        | 5261          | 642          | 1297         | 196          | 50          | 138         | 605          | 452          | 747         | 64          | 43          | 25 | 22  | 36  | .381        | .307        |
| 1959          | .263        | 5264          | 681          | 1383         | 231          | 43          | 117         | 638          | 481          | 780         | 69          | 38          | 33 | 34  | 24  | .390        | .326        |
| 1960          | .249        | 5226          | 615          | 1303         | 212          | 34          | 110         | 566          | 513          | 744         | 75          | 32          | 12 | 16  | 11  | .366        | .316        |
| 1961          | .247        | 5423          | 683          | 1342         | 216          | 47          | 90          | 632          | 580          | 772         | 89          | 47          | 25 | 58  | 22  | .354        | .320        |



| Year        | AVG.        | AB            | R            | H            | 2B           | 3B          | HR          | RBI          | BB           | SO           | SH          | SF          | HP          | SB          | CS          | SLG         | OBP         |
|-------------|-------------|---------------|--------------|--------------|--------------|-------------|-------------|--------------|--------------|--------------|-------------|-------------|-------------|-------------|-------------|-------------|-------------|
| 1962        | .263        | 5576          | 745          | 1467         | 220          | 58          | 116         | 691          | 556          | 803          | 78          | 50          | 42          | 76          | 21          | .386        | .332        |
| 1963        | .247        | 5495          | 615          | 1356         | 225          | 38          | 95          | 582          | 529          | 829          | 77          | 46          | 25          | 47          | 26          | .353        | .313        |
| 1964        | .239        | 5524          | 621          | 1321         | 216          | 29          | 166         | 594          | 548          | 1104         | 53          | 25          | 42          | 34          | 20          | .379        | .311        |
| 1965        | .240        | 5393          | 585          | 1294         | 186          | 59          | 110         | 546          | 521          | 1020         | 74          | 35          | 35          | 110         | 51          | .358        | .309        |
| 1966        | .236        | 5328          | 564          | 1259         | 212          | 56          | 70          | 509          | 421          | 982          | 71          | 27          | 26          | 132         | 50          | .337        | .294        |
| 1967        | .233        | 5349          | 533          | 1244         | 212          | 50          | 69          | 481          | 452          | 1019         | 59          | 36          | 42          | 132         | 59          | .330        | .296        |
| <b>K.C.</b> | <b>.248</b> | <b>69600</b>  | <b>8104</b>  | <b>17248</b> | <b>2714</b>  | <b>591</b>  | <b>1480</b> | <b>7553</b>  | <b>6360</b>  | <b>11012</b> | <b>895</b>  | <b>486</b>  | <b>377</b>  | <b>758</b>  | <b>413</b>  | <b>.368</b> | <b>.312</b> |
| 1968        | .240        | 5406          | 569          | 1300         | 192          | 40          | 94          | 522          | 472          | 1022         | 78          | 35          | 35          | 147         | 61          | .343        | .304        |
| 1969        | .249        | 5614          | 740          | 1400         | 210          | 28          | 148         | 680          | 617          | 953          | 74          | 35          | 63          | 100         | 39          | .376        | .328        |
| 1970        | .249        | 5376          | 678          | 1338         | 208          | 24          | 171         | 630          | 584          | 977          | 73          | 36          | 36          | 131         | 68          | .392        | .325        |
| 1971        | .252        | 5494          | 691          | 1383         | 195          | 25          | 160         | 642          | 542          | 1018         | 80          | 38          | 37          | 80          | 53          | .384        | .321        |
| 1972        | .240        | 5200          | 604          | 1248         | 195          | 29          | 134         | 565          | 463          | 886          | 100         | 36          | 47          | 87          | 48          | .366        | .306        |
| 1973        | .260        | 5507          | 758          | 1431         | 216          | 28          | 147         | 714          | 595          | 919          | 67          | 53          | 35          | 128         | 57          | .389        | .333        |
| 1974        | .247        | 5331          | 689          | 1315         | 205          | 37          | 132         | 637          | 568          | 876          | 60          | 51          | 38          | 164         | 93          | .373        | .321        |
| 1975        | .254        | 5415          | 758          | 1376         | 220          | 33          | 151         | 703          | 609          | 846          | 74          | 35          | 51          | 183         | 82          | .391        | .333        |
| 1976        | .246        | 5353          | 686          | 1319         | 208          | 33          | 113         | 625          | 592          | 818          | 58          | 58          | 45          | 341         | 123         | .361        | .323        |
| 1977        | .240        | 5358          | 605          | 1284         | 176          | 37          | 117         | 548          | 516          | 910          | 64          | 46          | 36          | 176         | 89          | .352        | .308        |
| 1978        | .245        | 5321          | 532          | 1304         | 200          | 31          | 100         | 492          | 433          | 800          | 108         | 27          | 25          | 144         | 117         | .351        | .303        |
| 1979        | .239        | 5348          | 573          | 1276         | 188          | 32          | 108         | 541          | 482          | 751          | 75          | 46          | 20          | 104         | 69          | .346        | .302        |
| 1980        | .259        | 5495          | 686          | 1424         | 212          | 35          | 137         | 635          | 506          | 824          | 99          | 41          | 19          | 175         | 82          | .385        | .322        |
| 1981        | .247        | 3677          | 458          | 910          | 119          | 26          | 104         | 430          | 342          | 647          | 46          | 32          | 16          | 98          | 47          | .379        | .312        |
| 1982        | .236        | 5448          | 691          | 1286         | 211          | 27          | 149         | 659          | 582          | 948          | 50          | 54          | 20          | 232         | 87          | .367        | .309        |
| 1983        | .262        | 5516          | 708          | 1447         | 237          | 28          | 121         | 662          | 524          | 872          | 55          | 62          | 31          | 235         | 98          | .381        | .326        |
| 1984        | .259        | 5457          | 738          | 1415         | 257          | 29          | 158         | 697          | 568          | 871          | 37          | 77          | 22          | 145         | 64          | .404        | .327        |
| 1985        | .264        | 5581          | 757          | 1475         | 230          | 34          | 155         | 690          | 508          | 861          | 63          | 47          | 16          | 117         | 58          | .401        | .325        |
| 1986        | .252        | 5435          | 731          | 1370         | 213          | 25          | 163         | 683          | 553          | 983          | 56          | 51          | 32          | 139         | 61          | .390        | .322        |
| 1987        | .260        | 5511          | 806          | 1432         | 263          | 33          | 199         | 761          | 593          | 1056         | 50          | 48          | 36          | 140         | 63          | .428        | .333        |
| 1988        | .263        | 5602          | 800          | 1474         | 251          | 22          | 156         | 752          | 580          | 926          | 54          | 55          | 65          | 129         | 54          | .399        | .336        |
| 1989        | .261        | 5416          | 712          | 1414         | 220          | 25          | 127         | 659          | 562          | 855          | 36          | 62          | 34          | 157         | 55          | .381        | .331        |
| 1990        | .254        | 5433          | 733          | 1379         | 209          | 22          | 164         | 693          | 651          | 992          | 60          | 48          | 46          | 141         | 54          | .391        | .336        |
| 1991        | .248        | 5410          | 760          | 1342         | 246          | 19          | 159         | 716          | 642          | 981          | 41          | 49          | 50          | 151         | 64          | .389        | .331        |
| 1992        | .258        | 5387          | 745          | 1389         | 219          | 24          | 142         | 693          | 707          | 831          | 72          | 59          | 49          | 143         | 59          | .386        | .346        |
| 1993        | .254        | 5543          | 715          | 1408         | 260          | 21          | 158         | 679          | 622          | 1048         | 46          | 49          | 33          | 131         | 59          | .394        | .330        |
| 1994        | .260        | 3885          | 549          | 1009         | 178          | 13          | 113         | 515          | 417          | 686          | 24          | 51          | 18          | 91          | 39          | .399        | .330        |
| 1995        | .264        | 4916          | 730          | 1296         | 228          | 18          | 169         | 694          | 565          | 911          | 32          | 58          | 45          | 112         | 46          | .420        | .341        |
| 1996        | .265        | 5630          | 861          | 1492         | 283          | 21          | 243         | 823          | 640          | 1114         | 35          | 39          | 58          | 58          | 35          | .452        | .344        |
| 1997        | .260        | 5589          | 764          | 1451         | 274          | 23          | 197         | 714          | 642          | 1181         | 49          | 40          | 49          | 71          | 36          | .423        | .339        |
| 1998        | .257        | 5490          | 804          | 1413         | 295          | 13          | 149         | 755          | 633          | 1122         | 58          | 46          | 55          | 131         | 47          | .397        | .338        |
| 1999        | .259        | 5519          | 893          | 1430         | 287          | 20          | 235         | 845          | 770          | 1129         | 39          | 41          | 71          | 70          | 37          | .446        | .355        |
| 2000        | .270        | 5560          | 947          | 1501         | 281          | 23          | 239         | 908          | 750          | 1159         | 26          | 44          | 52          | 40          | 15          | .458        | .360        |
| 2001        | .264        | 5573          | 884          | 1469         | 334          | 22          | 199         | 835          | 640          | 1021         | 25          | 59          | 88          | 68          | 29          | .439        | .345        |
| 2002        | .261        | 5558          | 800          | 1450         | 279          | 28          | 205         | 772          | 609          | 1008         | 20          | 36          | 68          | 46          | 20          | .432        | .339        |
| 2003        | .254        | 5497          | 768          | 1398         | 317          | 24          | 176         | 742          | 556          | 898          | 22          | 53          | 59          | 48          | 14          | .417        | .327        |
| 2004        | .270        | 5728          | 793          | 1545         | 336          | 15          | 189         | 752          | 608          | 1061         | 25          | 43          | 55          | 47          | 22          | .433        | .343        |
| 2005        | .262        | 5627          | 772          | 1476         | 310          | 20          | 155         | 739          | 537          | 819          | 19          | 40          | 52          | 31          | 22          | .407        | .330        |
| 2006        | .260        | 5500          | 771          | 1429         | 266          | 22          | 175         | 735          | 650          | 976          | 25          | 56          | 50          | 61          | 20          | .412        | .340        |
| 2007        | .256        | 5577          | 741          | 1430         | 295          | 16          | 171         | 711          | 664          | 1119         | 18          | 56          | 49          | 52          | 20          | .407        | .338        |
| 2008        | .242        | 5451          | 646          | 1318         | 270          | 23          | 125         | 610          | 574          | 1226         | 30          | 35          | 48          | 88          | 21          | .369        | .318        |
| 2009        | .262        | 5584          | 759          | 1464         | 307          | 21          | 135         | 723          | 527          | 1046         | 31          | 54          | 50          | 133         | 48          | .397        | .328        |
| 2010        | .256        | 5448          | 663          | 1396         | 276          | 30          | 109         | 619          | 527          | 1061         | 43          | 51          | 47          | 156         | 38          | .378        | .324        |
| 2011        | .244        | 5452          | 645          | 1330         | 280          | 29          | 114         | 612          | 509          | 1094         | 34          | 57          | 50          | 117         | 43          | .369        | .311        |
| 2012        | .238        | 5527          | 713          | 1315         | 267          | 32          | 195         | 676          | 550          | 1387         | 27          | 34          | 45          | 122         | 32          | .404        | .310        |
| 2013        | .254        | 5521          | 767          | 1403         | 301          | 25          | 186         | 725          | 573          | 1178         | 21          | 49          | 45          | 74          | 28          | .419        | .327        |
| 2014        | .244        | 5545          | 729          | 1354         | 253          | 33          | 146         | 686          | 586          | 1104         | 19          | 43          | 49          | 83          | 20          | .381        | .320        |
| 2015        | .251        | 5600          | 694          | 1405         | 277          | 46          | 146         | 661          | 475          | 1119         | 14          | 38          | 40          | 78          | 29          | .395        | .312        |
| 2016        | .246        | 5500          | 653          | 1352         | 270          | 21          | 169         | 634          | 442          | 1145         | 13          | 34          | 33          | 50          | 23          | .395        | .304        |
| 2017        | .246        | 5464          | 739          | 1344         | 305          | 15          | 234         | 708          | 565          | 1491         | 13          | 40          | 43          | 57          | 22          | .436        | .319        |
| 2018        | .252        | 5579          | 813          | 1407         | 322          | 20          | 227         | 778          | 550          | 1381         | 6           | 44          | 76          | 35          | 21          | .439        | .325        |
| 2019        | .249        | 5561          | 845          | 1384         | 292          | 23          | 257         | 800          | 578          | 1338         | 7           | 36          | 87          | 49          | 21          | .448        | .327        |
| <b>Oak.</b> | <b>.254</b> | <b>281515</b> | <b>37666</b> | <b>71400</b> | <b>12943</b> | <b>1343</b> | <b>8325</b> | <b>35480</b> | <b>29550</b> | <b>52245</b> | <b>2351</b> | <b>2407</b> | <b>2319</b> | <b>5886</b> | <b>2552</b> | <b>.398</b> | <b>.327</b> |

| Year          | AVG.        | AB            | R            | H             | 2B           | 3B          | HR           | RBI          | BB           | SH           | HP          | SB           | CS          | SLG         | OBP |
|---------------|-------------|---------------|--------------|---------------|--------------|-------------|--------------|--------------|--------------|--------------|-------------|--------------|-------------|-------------|-----|
| <b>Totals</b> | <b>.259</b> | <b>629961</b> | <b>82283</b> | <b>162859</b> | <b>28043</b> | <b>5242</b> | <b>13307</b> | <b>75703</b> | <b>62147</b> | <b>10573</b> | <b>4370</b> | <b>11647</b> | <b>.383</b> | <b>.328</b> |     |

# ATHLETICS YEAR-BY-YEAR PITCHING

| Year          | ERA         | CG          | SV | SHO        | IP             | H            | R            | ER           | HR          | BB           | SO           | HB          | WP          | OPP. AVG. |
|---------------|-------------|-------------|----|------------|----------------|--------------|--------------|--------------|-------------|--------------|--------------|-------------|-------------|-----------|
| 1901          | 4.00        | 124         |    | 6          | 1200.2         | 1346         | 761          | 534          | 20          | 374          | 350          | 59          | 40          | .280      |
| 1902          | 3.29        | 114         |    | 5          | 1216.1         | 1292         | 636          | 444          | 33          | 368          | 455          | 63          | 29          | .273      |
| 1903          | 2.98        | 112         |    | 10         | 1207.1         | 1124         | 519          | 400          | 20          | 315          | 728          | 71          | 38          | .249      |
| 1904          | 2.35        | 136         |    | 26         | 1361.1         | 1149         | 503          | 355          | 13          | 366          | 887          | 63          | 23          | .227      |
| 1905          | 2.19        | 117         |    | 19         | 1383.1         | 1137         | 492          | 337          | 21          | 409          | 895          | 63          | 40          | .228      |
| 1906          | 2.60        | 107         |    | 19         | 1322.0         | 1135         | 543          | 382          | 9           | 425          | 749          | 57          | 30          | .235      |
| 1907          | 2.35        | 106         |    | 27         | 1354.2         | 1106         | 511          | 353          | 13          | 378          | 789          | 67          | 36          | .222      |
| 1908          | 2.56        | 102         |    | 23         | 1400.1         | 1194         | 562          | 398          | 10          | 410          | 741          | 53          | 46          | .235      |
| 1909          | 1.93        | 110         |    | 27         | 1378.0         | 1069         | 408          | 296          | 9           | 386          | 728          | 62          | 31          | .218      |
| 1910          | 1.79        | 123         |    | 24         | 1421.2         | 1103         | 441          | 282          | 8           | 450          | 789          | 55          | 42          | .221      |
| 1911          | 3.01        | 97          |    | 13         | 1375.2         | 1343         | 601          | 460          | 17          | 487          | 739          | 81          | 34          | .265      |
| 1912          | 3.32        | 95          |    | 11         | 1357.0         | 1273         | 658          | 501          | 12          | 518          | 601          | 57          | 30          | .258      |
| 1913          | 3.19        | 69          |    | 17         | 1351.1         | 1200         | 592          | 479          | 24          | 532          | 630          | 39          | 48          | .229      |
| 1914          | 2.78        | 89          |    | 24         | 1404.0         | 1264         | 529          | 433          | 18          | 521          | 720          | 28          | 37          | .249      |
| 1915          | 4.29        | 78          |    | 6          | 1348.1         | 1358         | 888          | 643          | 22          | 827          | 588          | 57          | 68          | .278      |
| 1916          | 3.92        | 94          |    | 11         | 1343.2         | 1311         | 776          | 585          | 26          | 715          | 575          | 31          | 53          | .267      |
| 1917          | 3.27        | 80          |    | 8          | 1365.2         | 1310         | 691          | 496          | 23          | 562          | 516          | 23          | 37          | .250      |
| 1918          | 3.22        | 80          |    | 13         | 1156.0         | 1106         | 538          | 413          | 13          | 486          | 277          | 35          | 20          | .264      |
| 1919          | 4.26        | 72          |    | 1          | 1239.1         | 1371         | 742          | 587          | 44          | 503          | 417          | 29          | 25          | .290      |
| 1920          | 3.93        | 79          |    | 6          | 1380.1         | 1612         | 834          | 602          | 56          | 461          | 423          | 40          | 27          | .300      |
| 1921          | 4.61        | 75          |    | 2          | 1400.1         | 1645         | 894          | 717          | 85          | 548          | 431          | 32          | 34          | .300      |
| 1922          | 4.59        | 73          |    | 4          | 1362.1         | 1573         | 830          | 695          | 107         | 469          | 373          | 32          | 22          | .297      |
| 1923          | 4.08        | 65          |    | 7          | 1364.2         | 1465         | 761          | 619          | 68          | 550          | 400          | 23          | 23          | .280      |
| 1924          | 4.39        | 68          |    | 8          | 1345.0         | 1527         | 778          | 656          | 43          | 597          | 371          | 28          | 19          | .292      |
| 1925          | 3.87        | 61          |    | 8          | 1381.2         | 1468         | 713          | 594          | 60          | 544          | 495          | 36          | 30          | .276      |
| 1926          | 3.00        | 62          |    | 10         | 1346.0         | 1362         | 570          | 448          | 38          | 451          | 571          | 31          | 22          | .268      |
| 1927          | 3.97        | 66          |    | 8          | 1384.0         | 1467         | 726          | 611          | 65          | 442          | 553          | 36          | 18          | .278      |
| 1928          | 3.36        | 81          |    | 15         | 1367.2         | 1349         | 615          | 511          | 66          | 424          | 607          | 22          | 19          | .256      |
| 1929          | 3.44        | 70          |    | 9          | 1357.0         | 1371         | 615          | 519          | 73          | 487          | 573          | 15          | 28          | .264      |
| 1930          | 4.28        | 72          |    | 8          | 1371.0         | 1457         | 751          | 652          | 84          | 488          | 672          | 20          | 25          | .274      |
| 1931          | 3.47        | 97          |    | 12         | 1365.1         | 1342         | 626          | 526          | 73          | 457          | 574          | 9           | 20          | .258      |
| 1932          | 4.45        | 95          |    | 10         | 1386.0         | 1477         | 752          | 686          | 112         | 511          | 595          | 18          | 21          | .271      |
| 1933          | 4.81        | 69          |    | 6          | 1343.2         | 1523         | 853          | 718          | 77          | 644          | 423          | 17          | 33          | .283      |
| 1934          | 5.01        | 68          |    | 8          | 1337.0         | 1429         | 838          | 745          | 84          | 693          | 480          | 23          | 33          | .275      |
| 1935          | 5.12        | 58          |    | 7          | 1326.1         | 1486         | 869          | 754          | 73          | 704          | 469          | 25          | 35          | .285      |
| 1936          | 6.08        | 68          |    | 3          | 1352.1         | 1645         | 1045         | 913          | 131         | 696          | 405          | 24          | 67          | .300      |
| 1937          | 4.85        | 65          |    | 6          | 1335.0         | 1490         | 854          | 720          | 105         | 613          | 469          | 17          | 40          | .281      |
| 1938          | 5.48        | 56          |    | 4          | 1324.0         | 1573         | 956          | 806          | 142         | 599          | 473          | 18          | 28          | .292      |
| 1939          | 5.79        | 50          |    | 6          | 1342.2         | 1687         | 1022         | 864          | 148         | 579          | 397          | 19          | 35          | .307      |
| 1940          | 5.22        | 72          |    | 4          | 1345.0         | 1543         | 932          | 780          | 135         | 534          | 488          | 15          | 40          | .283      |
| 1941          | 4.83        | 64          |    | 3          | 1365.1         | 1516         | 840          | 733          | 136         | 557          | 386          | 18          | 46          | .279      |
| 1942          | 4.45        | 67          |    | 5          | 1374.2         | 1404         | 801          | 679          | 89          | 639          | 546          | 21          | 35          | .263      |
| 1943          | 4.05        | 73          |    | 5          | 1394.0         | 1421         | 717          | 627          | 73          | 536          | 503          | 35          | 24          | .265      |
| 1944          | 3.26        | 72          |    | 10         | 1397.1         | 1345         | 594          | 506          | 58          | 390          | 534          | 31          | 30          | .252      |
| 1945          | 3.62        | 65          |    | 11         | 1381.0         | 1380         | 638          | 556          | 55          | 571          | 531          | 22          | 18          | .262      |
| 1946          | 3.90        | 61          |    | 10         | 1342.2         | 1371         | 680          | 582          | 83          | 577          | 562          | 25          | 13          | .264      |
| 1947          | 3.51        | 70          |    | 12         | 1391.1         | 1291         | 614          | 543          | 85          | 597          | 493          | 14          | 14          | .247      |
| 1948          | 4.43        | 74          |    | 7          | 1368.2         | 1456         | 735          | 673          | 86          | 638          | 486          | 15          | 35          | .275      |
| 1949          | 4.23        | 85          |    | 9          | 1365.0         | 1359         | 725          | 642          | 105         | 758          | 490          | 19          | 33          | .263      |
| 1950          | 5.49        | 50          |    | 3          | 1346.1         | 1528         | 913          | 821          | 138         | 729          | 466          | 31          | 39          | .287      |
| 1951          | 4.47        | 52          |    | 7          | 1358.0         | 1421         | 745          | 674          | 109         | 569          | 437          | 32          | 30          | .272      |
| 1952          | 4.15        | 73          |    | 11         | 1384.1         | 1402         | 723          | 639          | 113         | 526          | 562          | 35          | 21          | .263      |
| 1953          | 4.67        | 51          |    | 7          | 1409.0         | 1475         | 799          | 731          | 121         | 594          | 566          | 57          | 51          | .271      |
| 1954          | 5.18        | 49          |    | 3          | 1371.1         | 1523         | 875          | 789          | 141         | 685          | 555          | 39          | 40          | .285      |
| <b>Phila.</b> | <b>3.91</b> | <b>4281</b> |    | <b>544</b> | <b>72953.0</b> | <b>74574</b> | <b>38624</b> | <b>31709</b> | <b>3572</b> | <b>28889</b> | <b>29533</b> | <b>1887</b> | <b>1755</b> |           |
| 1955          | 5.35        | 29          |    | 9          | 1382.0         | 1486         | 911          | 822          | 175         | 707          | 572          | 42          | 36          | .278      |
| 1956          | 4.86        | 30          |    | 3          | 1370.1         | 1424         | 831          | 740          | 187         | 679          | 636          | 42          | 38          | .271      |
| 1957          | 4.19        | 26          |    | 6          | 1369.2         | 1344         | 710          | 637          | 153         | 565          | 626          | 25          | 45          | .260      |
| 1958          | 4.15        | 42          |    | 9          | 1398.1         | 1405         | 713          | 645          | 150         | 467          | 721          | 28          | 31          | .262      |
| 1959          | 4.35        | 44          |    | 8          | 1360.2         | 1452         | 760          | 658          | 148         | 492          | 703          | 46          | 41          | .274      |
| 1960          | 4.38        | 44          |    | 4          | 1374.0         | 1428         | 756          | 668          | 160         | 525          | 664          | 43          | 37          | .271      |

| Year        | ERA         | CG          | SV          | SHO        | IP             | H            | R            | ER           | HR          | BB           | SO           | HB          | WP          | OPP. AVG. |
|-------------|-------------|-------------|-------------|------------|----------------|--------------|--------------|--------------|-------------|--------------|--------------|-------------|-------------|-----------|
| 1961        | 4.74        | 32          |             | 5          | 1415.0         | 1519         | 863          | 746          | 141         | 629          | 703          | 53          | 58          | .275      |
| 1962        | 4.79        | 32          | 4           | 4          | 1434.0         | 1450         | 837          | 764          | 199         | 655          | 825          | 42          | 63          | .263      |
| 1963        | 3.92        | 35          |             | 11         | 1458.0         | 1417         | 704          | 635          | 156         | 540          | 887          | 44          | 43          | .256      |
| 1964        | 4.71        | 18          |             | 6          | 1455.2         | 1516         | 836          | 761          | 220         | 614          | 966          | 54          | 55          | .269      |
| 1965        | 4.24        | 18          | 7           | 7          | 1433.0         | 1399         | 755          | 675          | 161         | 574          | 882          | 39          | 67          | .256      |
| 1966        | 3.56        | 19          |             | 11         | 1435.0         | 1281         | 648          | 567          | 106         | 630          | 854          | 39          | 52          | .241      |
| 1967        | 3.68        | 26          |             | 10         | 1428.0         | 1265         | 660          | 584          | 125         | 558          | 990          | 37          | 44          | .238      |
| <b>K.C.</b> | <b>4.37</b> | <b>395</b>  |             | <b>93</b>  | <b>18313.2</b> | <b>18386</b> | <b>9984</b>  | <b>8902</b>  | <b>2081</b> | <b>7635</b>  | <b>10029</b> | <b>534</b>  | <b>610</b>  |           |
| 1968        | 2.94        | 45          |             | 18         | 1455.2         | 1220         | 544          | 476          | 124         | 505          | 997          | 31          | 55          | .227      |
| 1969        | 3.71        | 42          | 36          | 14         | 1480.2         | 1356         | 678          | 611          | 163         | 586          | 887          | 39          | 55          | .245      |
| 1970        | 3.30        | 33          | 40          | 15         | 1442.2         | 1253         | 593          | 529          | 134         | 542          | 858          | 34          | 56          | .234      |
| 1971        | 3.05        | 57          | 36          | 18         | 1469.1         | 1229         | 564          | 498          | 131         | 501          | 999          | 33          | 37          | .228      |
| 1972        | 2.58        | 42          | 43          | 23         | 1417.2         | 1170         | 457          | 406          | 96          | 418          | 862          | 19          | 29          | .226      |
| 1973        | 3.29        | 46          | 41          | 16         | 1457.1         | 1311         | 615          | 532          | 143         | 494          | 797          | 30          | 52          | .241      |
| 1974        | 2.95        | 49          | 28          | 12         | 1439.2         | 1322         | 551          | 472          | 90          | 430          | 755          | 25          | 27          | .246      |
| 1975        | 3.27        | 36          | 44          | 10         | 1448.0         | 1267         | 606          | 526          | 102         | 523          | 784          | 37          | 47          | .236      |
| 1976        | 3.26        | 39          | 29          | 15         | 1459.1         | 1412         | 598          | 528          | 96          | 415          | 711          | 30          | 40          | .255      |
| 1977        | 4.04        | 32          | 25          | 4          | 1436.2         | 1459         | 749          | 645          | 145         | 560          | 788          | 24          | 55          | .265      |
| 1978        | 3.62        | 26          | 29          | 11         | 1433.1         | 1401         | 690          | 577          | 106         | 582          | 750          | 26          | 37          | .259      |
| 1979        | 4.75        | 41          | 20          | 4          | 1429.1         | 1606         | 860          | 754          | 147         | 654          | 726          | 49          | 72          | .288      |
| 1980        | 3.46        | 94          | 13          | 9          | 1471.2         | 1347         | 642          | 566          | 142         | 521          | 769          | 31          | 51          | .244      |
| 1981        | 3.30        | 60          | 10          | 11         | 993.0          | 883          | 403          | 364          | 80          | 370          | 505          | 28          | 30          | .240      |
| 1982        | 4.54        | 42          | 22          | 6          | 1456.0         | 1506         | 819          | 735          | 177         | 648          | 697          | 30          | 58          | .268      |
| 1983        | 4.35        | 22          | 33          | 12         | 1454.1         | 1462         | 782          | 703          | 135         | 626          | 719          | 31          | 43          | .263      |
| 1984        | 4.48        | 15          | 44          | 6          | 1430.0         | 1554         | 796          | 712          | 155         | 592          | 695          | 35          | 47          | .278      |
| 1985        | 4.41        | 10          | 41          | 6          | 1453.0         | 1451         | 787          | 712          | 172         | 607          | 785          | 25          | 48          | .259      |
| 1986        | 4.31        | 22          | 37          | 8          | 1433.0         | 1334         | 760          | 686          | 166         | 667          | 937          | 34          | 62          | .247      |
| 1987        | 4.32        | 18          | 40          | 6          | 1445.2         | 1442         | 789          | 694          | 176         | 531          | 1042         | 36          | 52          | .258      |
| 1988        | 3.44        | 22          | 64          | 9          | 1489.1         | 1376         | 620          | 569          | 116         | 553          | 983          | 29          | 62          | .247      |
| 1989        | 3.09        | 17          | 57          | 20         | 1448.1         | 1287         | 576          | 497          | 103         | 510          | 930          | 28          | 71          | .239      |
| 1990        | 3.18        | 18          | 64          | 16         | 1456.0         | 1287         | 570          | 514          | 123         | 494          | 831          | 27          | 50          | .238      |
| 1991        | 4.57        | 14          | 49          | 10         | 1444.1         | 1425         | 776          | 734          | 155         | 655          | 892          | 55          | 60          | .260      |
| 1992        | 3.73        | 8           | 58          | 9          | 1447.0         | 1396         | 672          | 599          | 129         | 601          | 843          | 41          | 67          | .256      |
| 1993        | 4.90        | 8           | 42          | 2          | 1452.1         | 1551         | 846          | 791          | 157         | 680          | 864          | 49          | 39          | .276      |
| 1994        | 4.80        | 12          | 23          | 9          | 1003.1         | 979          | 589          | 535          | 128         | 510          | 732          | 34          | 42          | .257      |
| 1995        | 4.93        | 8           | 34          | 4          | 1273.0         | 1320         | 761          | 698          | 153         | 556          | 890          | 53          | 56          | .269      |
| 1996        | 5.20        | 7           | 34          | 5          | 1456.1         | 1638         | 900          | 841          | 205         | 644          | 884          | 52          | 60          | .287      |
| 1997        | 5.48        | 2           | 38          | 1          | 1445.1         | 1734         | 946          | 880          | 197         | 642          | 953          | 64          | 51          | .301      |
| 1998        | 4.81        | 12          | 39          | 4          | 1434.0         | 1555         | 866          | 766          | 179         | 529          | 922          | 56          | 68          | .276      |
| 1999        | 4.69        | 6           | 48          | 5          | 1438.1         | 1537         | 846          | 750          | 160         | 569          | 967          | 54          | 57          | .274      |
| 2000        | 4.58        | 7           | 43          | 11         | 1435.1         | 1535         | 813          | 730          | 158         | 615          | 963          | 48          | 46          | .274      |
| 2001        | 3.59        | 13          | 44          | 9          | 1463.1         | 1384         | 645          | 583          | 153         | 440          | 1117         | 46          | 42          | .249      |
| 2002        | 3.68        | 9           | 48          | 19         | 1452.0         | 1391         | 654          | 593          | 135         | 474          | 1021         | 62          | 40          | .252      |
| 2003        | 3.63        | 16          | 48          | 14         | 1441.2         | 1336         | 643          | 582          | 140         | 499          | 1018         | 54          | 41          | .246      |
| 2004        | 4.17        | 10          | 35          | 8          | 1471.1         | 1466         | 742          | 682          | 164         | 544          | 1034         | 68          | 39          | .262      |
| 2005        | 3.69        | 9           | 38          | 12         | 1450.1         | 1315         | 658          | 594          | 154         | 504          | 1075         | 60          | 41          | .241      |
| 2006        | 4.21        | 5           | 54          | 11         | 1451.2         | 1525         | 727          | 679          | 162         | 529          | 1003         | 55          | 43          | .272      |
| 2007        | 4.28        | 4           | 36          | 9          | 1448.0         | 1468         | 758          | 689          | 138         | 530          | 1036         | 43          | 52          | .263      |
| 2008        | 4.01        | 4           | 33          | 7          | 1435.0         | 1364         | 690          | 640          | 135         | 576          | 1061         | 54          | 30          | .253      |
| 2009        | 4.26        | 2           | 38          | 10         | 1447.1         | 1486         | 761          | 685          | 156         | 523          | 1124         | 36          | 43          | .265      |
| 2010        | 3.56        | 7           | 38          | 17         | 1431.2         | 1315         | 626          | 566          | 153         | 512          | 1070         | 38          | 42          | .245      |
| 2011        | 3.71        | 6           | 39          | 12         | 1447.2         | 1380         | 679          | 597          | 136         | 519          | 1160         | 41          | 53          | .250      |
| 2012        | 3.48        | 1           | 47          | 13         | 1470.0         | 1360         | 614          | 569          | 147         | 462          | 1136         | 46          | 40          | .245      |
| 2013        | 3.56        | 6           | 46          | 13         | 1452.0         | 1339         | 625          | 574          | 163         | 428          | 1183         | 35          | 56          | .242      |
| 2014        | 3.22        | 7           | 31          | 13         | 1463.1         | 1269         | 572          | 524          | 147         | 406          | 1244         | 48          | 59          | .233      |
| 2015        | 4.14        | 5           | 28          | 15         | 1444.2         | 1402         | 729          | 664          | 172         | 474          | 1179         | 47          | 62          | .254      |
| 2016        | 4.51        | 2           | 42          | 7          | 1433.1         | 1459         | 761          | 718          | 185         | 464          | 1188         | 50          | 70          | .263      |
| 2017        | 4.67        | 1           | 35          | 6          | 1431.0         | 1444         | 826          | 743          | 210         | 502          | 1202         | 61          | 84          | .261      |
| 2018        | 3.81        | 2           | 44          | 14         | 1465.2         | 1303         | 674          | 621          | 184         | 474          | 1237         | 53          | 86          | .236      |
| 2019        | 3.97        | 1           | 45          | 12         | 1465.0         | 1342         | 680          | 646          | 201         | 477          | 1299         | 66          | 74          | .242      |
| <b>Oak.</b> | <b>3.95</b> | <b>1022</b> | <b>1973</b> | <b>550</b> | <b>74294.1</b> | <b>71953</b> | <b>36128</b> | <b>32579</b> | <b>7678</b> | <b>27667</b> | <b>49104</b> | <b>2180</b> | <b>2679</b> |           |

| Year          | ERA         | CG          | SHO         | IP              | H             | R            | ER           | HR           | BB           | SO           | HB          | WP          |
|---------------|-------------|-------------|-------------|-----------------|---------------|--------------|--------------|--------------|--------------|--------------|-------------|-------------|
| <b>Totals</b> | <b>3.98</b> | <b>5698</b> | <b>1187</b> | <b>165561.0</b> | <b>164913</b> | <b>84736</b> | <b>73190</b> | <b>13331</b> | <b>64191</b> | <b>88666</b> | <b>4601</b> | <b>5044</b> |

# ATHLETICS YEAR-BY-YEAR FIELDING

| Year          | AVG.        | G           | PO            | A            | E            | TC            | DP          | TP        | PB         |
|---------------|-------------|-------------|---------------|--------------|--------------|---------------|-------------|-----------|------------|
| 1901          | .942        | 137         | 3600          | 1903         | 337          | 5840          | 93          | 0         | 23         |
| 1902          | .953        | 137         | 3646          | 1819         | 270          | 5735          | 75          | 0         | 13         |
| 1903          | .960        | 137         | 3618          | 1613         | 217          | 5448          | 66          | 0         | 20         |
| 1904          | .959        | 155         | 4080          | 1835         | 250          | 6165          | 67          | 0         | 21         |
| 1905          | .957        | 152         | 4101          | 1746         | 265          | 6112          | 64          | 0         | 21         |
| 1906          | .955        | 149         | 3941          | 1728         | 267          | 5936          | 86          | 1         | 17         |
| 1907          | .958        | 150         | 4046          | 1959         | 263          | 6268          | 67          | 0         | 14         |
| 1908          | .957        | 157         | 4158          | 1886         | 272          | 6316          | 68          | 1         | 20         |
| 1909          | .961        | 153         | 4105          | 1894         | 245          | 6244          | 92          | 1         | 14         |
| 1910          | .965        | 155         | 4255          | 2001         | 230          | 6486          | 117         | 0         | 10         |
| 1911          | .964        | 152         | 4121          | 1896         | 225          | 6242          | 100         | 0         | 14         |
| 1912          | .959        | 153         | 4100          | 2023         | 263          | 6386          | 115         | 0         | 17         |
| 1913          | .966        | 153         | 4048          | 1958         | 212          | 6218          | 108         | 1         | 13         |
| 1914          | .966        | 158         | 4198          | 1938         | 213          | 6349          | 116         | 1         | 25         |
| 1915          | .947        | 154         | 4044          | 2023         | 338          | 6405          | 118         | 0         | 17         |
| 1916          | .951        | 154         | 4021          | 2126         | 314          | 6461          | 126         | 0         | 19         |
| 1917          | .961        | 154         | 4078          | 2064         | 251          | 6393          | 106         | 0         | 17         |
| 1918          | .959        | 130         | 3458          | 1850         | 228          | 5536          | 136         | 0         | 7          |
| 1919          | .956        | 140         | 3702          | 1902         | 257          | 5861          | 96          | 1         | 9          |
| 1920          | .959        | 156         | 4120          | 2173         | 266          | 6559          | 125         | 0         | 13         |
| 1921          | .958        | 155         | 4182          | 2005         | 274          | 6461          | 144         | 0         | 14         |
| 1922          | .966        | 155         | 4072          | 1978         | 215          | 6265          | 118         | 1         | 16         |
| 1923          | .964        | 153         | 4064          | 1935         | 221          | 6220          | 127         | 1         | 23         |
| 1924          | .971        | 152         | 4025          | 1943         | 180          | 6148          | 157         | 0         | 12         |
| 1925          | .966        | 153         | 4117          | 1931         | 211          | 6259          | 148         | 0         | 13         |
| 1926          | .972        | 150         | 4041          | 1869         | 171          | 6081          | 131         | 1         | 10         |
| 1927          | .970        | 155         | 4161          | 1897         | 190          | 6248          | 124         | 1         | 10         |
| 1928          | .970        | 153         | 4107          | 1728         | 181          | 6016          | 124         | 0         | 10         |
| 1929          | .975        | 151         | 4065          | 1587         | 146          | 5798          | 117         | 0         | 10         |
| 1930          | .976        | 154         | 4127          | 1651         | 145          | 5923          | 121         | 0         | 11         |
| 1931          | .976        | 153         | 4088          | 1614         | 141          | 5843          | 151         | 0         | 10         |
| 1932          | .979        | 154         | 4160          | 1736         | 124          | 6020          | 142         | 0         | 15         |
| 1933          | .966        | 152         | 4032          | 1750         | 203          | 5985          | 121         | 0         | 9          |
| 1934          | .967        | 153         | 4012          | 1809         | 196          | 6017          | 166         | 0         | 12         |
| 1935          | .967        | 149         | 3964          | 1690         | 190          | 5844          | 150         | 0         | 11         |
| 1936          | .965        | 154         | 4061          | 1773         | 209          | 6043          | 152         | 0         | 21         |
| 1937          | .967        | 154         | 4002          | 1725         | 198          | 5925          | 150         | 0         | 15         |
| 1938          | .965        | 154         | 3964          | 1637         | 206          | 5807          | 119         | 0         | 15         |
| 1939          | .965        | 153         | 4028          | 1678         | 210          | 5916          | 131         | 0         | 14         |
| 1940          | .960        | 154         | 4035          | 1667         | 238          | 5940          | 131         | 0         | 15         |
| 1941          | .967        | 154         | 4095          | 1733         | 200          | 6028          | 150         | 0         | 20         |
| 1942          | .968        | 154         | 4062          | 1678         | 188          | 5928          | 124         | 0         | 23         |
| 1943          | .973        | 155         | 4180          | 1741         | 162          | 6083          | 148         | 0         | 19         |
| 1944          | .971        | 155         | 4192          | 1745         | 176          | 6113          | 127         | 0         | 12         |
| 1945          | .973        | 153         | 4140          | 1903         | 168          | 6211          | 160         | 0         | 9          |
| 1946          | .971        | 155         | 4028          | 1594         | 167          | 5789          | 141         | 1         | 7          |
| 1947          | .976        | 156         | 4174          | 1689         | 143          | 6006          | 161         | 0         | 5          |
| 1948          | .981        | 154         | 4108          | 1710         | 113          | 5931          | 180         | 1         | 7          |
| 1949          | .976        | 154         | 4102          | 1710         | 140          | 5952          | 217         | 0         | 10         |
| 1950          | .974        | 154         | 4033          | 1732         | 155          | 5920          | 208         | 0         | 9          |
| 1951          | .978        | 154         | 4073          | 1849         | 136          | 6058          | 204         | 0         | 12         |
| 1952          | .977        | 155         | 4150          | 1766         | 140          | 6056          | 148         | 0         | 11         |
| 1953          | .977        | 157         | 4218          | 1710         | 137          | 6065          | 161         | 0         | 15         |
| 1954          | .971        | 156         | 4104          | 1655         | 169          | 5928          | 163         | 0         | 12         |
| <b>Phila.</b> | <b>.966</b> | <b>8213</b> | <b>218406</b> | <b>98155</b> | <b>11226</b> | <b>327787</b> | <b>6957</b> | <b>12</b> | <b>761</b> |
| 1955          | .976        | 155         | 4142          | 1729         | 146          | 6017          | 174         | 0         | 14         |
| 1956          | .973        | 154         | 4111          | 1785         | 166          | 6062          | 187         | 0         | 19         |
| 1957          | .979        | 154         | 4108          | 1720         | 125          | 5953          | 162         | 0         | 22         |
| 1958          | .979        | 156         | 4196          | 1730         | 125          | 6051          | 166         | 0         | 34         |
| 1959          | .973        | 154         | 4086          | 1669         | 160          | 5915          | 156         | 0         | 15         |
| 1960          | .979        | 155         | 4122          | 1666         | 127          | 5915          | 149         | 0         | 17         |
| 1961          | .972        | 162         | 4260          | 1755         | 175          | 6190          | 160         | 0         | 17         |

| Year        | AVG.        | G           | PO            | A            | E           | TC            | DP          | TP       | PB         |
|-------------|-------------|-------------|---------------|--------------|-------------|---------------|-------------|----------|------------|
| 1962        | .979        | 162         | 4294          | 1724         | 132         | 6150          | 131         | 0        | 25         |
| 1963        | .980        | 162         | 4373          | 1722         | 127         | 6222          | 131         | 0        | 11         |
| 1964        | .974        | 163         | 4361          | 1669         | 158         | 6188          | 152         | 0        | 18         |
| 1965        | .977        | 162         | 4300          | 1620         | 139         | 6059          | 142         | 0        | 20         |
| 1966        | .977        | 160         | 4320          | 1646         | 139         | 6105          | 154         | 1        | 20         |
| 1967        | .978        | 161         | 4279          | 1533         | 132         | 5944          | 120         | 0        | 17         |
| <b>K.C.</b> | <b>.977</b> | <b>2060</b> | <b>54952</b>  | <b>21968</b> | <b>1851</b> | <b>78771</b>  | <b>1984</b> | <b>1</b> | <b>249</b> |
| 1968        | .977        | 163         | 4367          | 1659         | 145         | 6171          | 136         | 0        | 20         |
| 1969        | .979        | 162         | 4442          | 1788         | 136         | 6366          | 162         | 0        | 26         |
| 1970        | .977        | 162         | 4328          | 1680         | 141         | 6149          | 152         | 0        | 12         |
| 1971        | .981        | 161         | 4408          | 1660         | 117         | 6185          | 157         | 0        | 17         |
| 1972        | .979        | 155         | 4253          | 1689         | 130         | 6072          | 146         | 0        | 13         |
| 1973        | .978        | 162         | 4372          | 1710         | 137         | 6219          | 170         | 0        | 9          |
| 1974        | .977        | 162         | 4319          | 1704         | 141         | 6164          | 154         | 0        | 10         |
| 1975        | .977        | 162         | 4344          | 1686         | 143         | 6173          | 140         | 0        | 13         |
| 1976        | .977        | 161         | 4378          | 1821         | 144         | 6343          | 130         | 0        | 11         |
| 1977        | .970        | 161         | 4310          | 1762         | 190         | 6262          | 136         | 0        | 12         |
| 1978        | .971        | 162         | 4300          | 1626         | 179         | 6105          | 145         | 0        | 10         |
| 1979        | .972        | 162         | 4288          | 1718         | 174         | 6180          | 137         | 3        | 15         |
| 1980        | .979        | 162         | 4415          | 1631         | 130         | 6176          | 115         | 0        | 9          |
| 1981        | .980        | 109         | 2979          | 1080         | 81          | 4140          | 74          | 1        | 2          |
| 1982        | .974        | 162         | 4368          | 1647         | 160         | 6175          | 140         | 0        | 8          |
| 1983        | .974        | 162         | 4363          | 1602         | 157         | 6122          | 157         | 1        | 14         |
| 1984        | .975        | 162         | 4290          | 1508         | 146         | 5944          | 159         | 0        | 9          |
| 1985        | .977        | 162         | 4359          | 1566         | 140         | 6065          | 136         | 0        | 19         |
| 1986        | .978        | 162         | 4299          | 1596         | 135         | 6030          | 120         | 0        | 16         |
| 1987        | .977        | 162         | 4337          | 1649         | 142         | 6128          | 123         | 0        | 18         |
| 1988        | .983        | 162         | 4468          | 1629         | 105         | 6202          | 151         | 0        | 10         |
| 1989        | .979        | 162         | 4345          | 1640         | 129         | 6114          | 159         | 0        | 13         |
| 1990        | .986        | 162         | 4368          | 1630         | 87          | 6085          | 152         | 0        | 14         |
| 1991        | .982        | 162         | 4333          | 1608         | 107         | 6048          | 150         | 0        | 8          |
| 1992        | .979        | 162         | 4341          | 1576         | 125         | 6042          | 158         | 0        | 8          |
| 1993        | .982        | 162         | 4357          | 1625         | 111         | 6093          | 161         | 0        | 15         |
| 1994        | .979        | 114         | 3010          | 1122         | 88          | 4220          | 105         | 0        | 5          |
| 1995        | .981        | 144         | 3819          | 1486         | 102         | 5407          | 151         | 0        | 4          |
| 1996        | .984        | 162         | 4369          | 1778         | 103         | 6250          | 195         | 1        | 11         |
| 1997        | .980        | 162         | 4336          | 1765         | 122         | 6223          | 170         | 0        | 5          |
| 1998        | .977        | 162         | 4302          | 1654         | 141         | 6097          | 155         | 0        | 13         |
| 1999        | .980        | 162         | 4315          | 1700         | 122         | 6137          | 166         | 0        | 18         |
| 2000        | .978        | 161         | 4306          | 1726         | 134         | 6166          | 164         | 1        | 8          |
| 2001        | .980        | 162         | 4390          | 1756         | 125         | 6271          | 151         | 0        | 4          |
| 2002        | .984        | 162         | 4356          | 1798         | 102         | 6256          | 144         | 0        | 9          |
| 2003        | .983        | 162         | 4325          | 1779         | 107         | 6211          | 145         | 0        | 9          |
| 2004        | .986        | 162         | 4414          | 1809         | 91          | 6314          | 172         | 0        | 14         |
| 2005        | .986        | 162         | 4351          | 1649         | 88          | 6088          | 166         | 0        | 5          |
| 2006        | .986        | 162         | 4355          | 1626         | 84          | 6065          | 173         | 0        | 10         |
| 2007        | .985        | 162         | 4344          | 1687         | 90          | 6121          | 153         | 0        | 16         |
| 2008        | .984        | 161         | 4305          | 1573         | 98          | 5976          | 169         | 0        | 8          |
| 2009        | .983        | 162         | 4342          | 1592         | 105         | 6039          | 155         | 0        | 5          |
| 2010        | .984        | 162         | 4295          | 1704         | 99          | 6098          | 147         | 0        | 8          |
| 2011        | .979        | 162         | 4343          | 1529         | 124         | 5996          | 145         | 0        | 6          |
| 2012        | .982        | 162         | 4410          | 1568         | 111         | 6089          | 135         | 1        | 12         |
| 2013        | .983        | 162         | 4356          | 1377         | 97          | 5830          | 112         | 0        | 15         |
| 2014        | .982        | 162         | 4390          | 1634         | 111         | 6135          | 150         | 0        | 10         |
| 2015        | .979        | 162         | 4334          | 1642         | 126         | 6102          | 154         | 0        | 14         |
| 2016        | .984        | 162         | 4300          | 1630         | 97          | 6027          | 152         | 0        | 11         |
| 2017        | .980        | 162         | 4293          | 1597         | 121         | 6011          | 162         | 0        | 16         |
| 2018        | .985        | 162         | 4397          | 1594         | 89          | 6080          | 125         | 0        | 17         |
| 2019        | .987        | 162         | 4395          | 1464         | 80          | 5939          | 123         | 0        | 19         |
| <b>Oak.</b> | <b>.980</b> | <b>8294</b> | <b>222883</b> | <b>84729</b> | <b>6289</b> | <b>313901</b> | <b>7659</b> | <b>8</b> | <b>603</b> |

| Year          | AVG.        | G            | PO            | A             | E            | TC            | DP           | TP        | PB          |
|---------------|-------------|--------------|---------------|---------------|--------------|---------------|--------------|-----------|-------------|
| <b>Totals</b> | <b>.973</b> | <b>18567</b> | <b>496241</b> | <b>204852</b> | <b>19366</b> | <b>720459</b> | <b>16600</b> | <b>21</b> | <b>1613</b> |

# ATHLETICS YEAR-BY-YEAR BATTING LEADERS

## Batting Average

|                     |      |
|---------------------|------|
| 1901 Lajoie.....    | .426 |
| 1902 Cross.....     | .339 |
| 1903 Seybold.....   | .299 |
| 1904 Davis.....     | .308 |
| 1905 Davis.....     | .284 |
| 1906 Seybold.....   | .316 |
| 1907 Nicholls.....  | .302 |
| 1908 Collins.....   | .273 |
| 1909 Collins.....   | .346 |
| 1910 Collins.....   | .322 |
| 1911 Collins.....   | .365 |
| 1912 Collins.....   | .348 |
| 1913 Collins.....   | .345 |
| 1914 Collins.....   | .344 |
| 1915 McInnis.....   | .314 |
| 1916 Strunk.....    | .316 |
| 1917 McInnis.....   | .303 |
| 1918 Burns.....     | .352 |
| 1919 Burns.....     | .296 |
| 1920 Dugan.....     | .322 |
| 1921 Witt.....      | .315 |
| 1922 Miller.....    | .336 |
| 1923 Hauser.....    | .307 |
| 1924 Miller.....    | .342 |
| 1925 Simmons.....   | .384 |
| 1926 Simmons.....   | .343 |
| 1927 Simmons.....   | .392 |
| 1928 Simmons.....   | .351 |
| 1929 Simmons.....   | .365 |
| 1930 Simmons.....   | .381 |
| 1931 Simmons.....   | .390 |
| 1932 Foxx.....      | .364 |
| 1933 Foxx.....      | .356 |
| 1934 Foxx.....      | .334 |
| 1935 Foxx.....      | .346 |
| 1936 Moses.....     | .345 |
| 1937 Moses.....     | .320 |
| 1938 Johnson.....   | .313 |
| 1939 Johnson.....   | .338 |
| 1940 Moses.....     | .309 |
| 1941 Siebert.....   | .334 |
| 1942 Johnson.....   | .291 |
| 1943 Estalella..... | .259 |
| 1944 Siebert.....   | .306 |
| 1945 Estalella..... | .299 |
| 1946 Rosar.....     | .283 |
| 1947 McCosky.....   | .328 |
| 1948 McCosky.....   | .326 |
| 1949 Valo.....      | .283 |
| 1950 Lehner.....    | .309 |
| 1951 Fain.....      | .344 |
| 1952 Fain.....      | .327 |
| 1953 Philley.....   | .303 |
| 1954 Finigan.....   | .302 |
| 1955 Power.....     | .319 |
| 1956 Power.....     | .309 |
| 1957 Lopez.....     | .294 |
| 1958 Cerv.....      | .305 |
| 1959 Tuttle.....    | .300 |
| 1960 Siebern.....   | .279 |
| 1961 Siebern.....   | .296 |
| 1962 Siebern.....   | .308 |
| 1963 Causey.....    | .280 |

|                        |      |
|------------------------|------|
| 1964 Causey.....       | .281 |
| 1965 Campaneris.....   | .270 |
| 1966 Cater.....        | .292 |
| 1967 Cater.....        | .270 |
| 1968 Cater.....        | .290 |
| 1969 Bando.....        | .281 |
| 1970 Campaneris.....   | .279 |
| 1971 Jackson.....      | .277 |
| 1972 Rudi.....         | .305 |
| 1973 Jackson.....      | .293 |
| 1974 Rudi.....         | .293 |
| 1975 Washington.....   | .308 |
| 1976 North.....        | .276 |
| 1977 Page.....         | .307 |
| 1978 Page.....         | .285 |
| 1979 Revering.....     | .288 |
| 1980 Henderson.....    | .303 |
| 1981 Henderson.....    | .319 |
| 1982 Henderson.....    | .267 |
| 1983 Henderson.....    | .292 |
| 1984 Lansford.....     | .300 |
| 1985 Davis.....        | .287 |
| 1986 Griffin.....      | .285 |
| 1987 McGwire.....      | .289 |
| 1988 Canseco.....      | .307 |
| 1989 Lansford.....     | .336 |
| 1990 R. Henderson..... | .325 |
| 1991 Baines.....       | .295 |
| 1992 Bordick.....      | .300 |
| 1993 Gates.....        | .290 |
| 1994 Berroa.....       | .306 |
| 1995 Henderson.....    | .300 |
| 1996 McGwire.....      | .312 |
| 1997 Giambi.....       | .293 |
| 1998 Giambi.....       | .295 |
| 1999 Giambi.....       | .315 |
| 2000 Giambi.....       | .333 |
| 2001 Giambi.....       | .342 |
| 2002 Tejada.....       | .308 |
| 2003 Chavez.....       | .282 |
| 2004 Durazo.....       | .321 |
| 2005 Ellis.....        | .316 |
| 2006 Payton.....       | .296 |
| 2007 Stewart.....      | .290 |
| 2008 Suzuki.....       | .279 |
| 2009 Sweeney.....      | .293 |
| 2010 Ellis.....        | .291 |
| 2011 Pennington.....   | .264 |
| 2012 Céspedes.....     | .292 |
| 2013 Donaldson.....    | .301 |
| 2014 Donaldson.....    | .255 |
| 2015 Burns.....        | .294 |
| 2016 Valencia.....     | .287 |
| 2017 Lowrie.....       | .277 |
| 2018 Chapman.....      | .278 |
| 2019 Semien.....       | .285 |

## Games

|                        |     |
|------------------------|-----|
| 1901 Fultz.....        | 132 |
| 1902 four players tied | 137 |
| 1903 four players tied | 137 |
| 1904 Cross.....        | 155 |
| 1905 Murphy.....       | 150 |
| 1906 Davis.....        | 145 |

|                     |     |
|---------------------|-----|
| 1907 Davis.....     | 149 |
| 1908 Nicholls.....  | 150 |
| 1909 Collins.....   | 153 |
| 1910 Collins.....   | 153 |
| 1911 Baker.....     | 148 |
| 1912 Collins.....   | 153 |
| McInnis.....        | 153 |
| 1913 Baker.....     | 149 |
| 1914 Collins.....   | 152 |
| 1915 Strunk.....    | 132 |
| 1916 Strunk.....    | 150 |
| 1917 McInnis.....   | 150 |
| 1918 Burns.....     | 130 |
| 1919 Burns.....     | 126 |
| 1920 Walker.....    | 149 |
| 1921 Dykes.....     | 155 |
| 1922 Galloway.....  | 155 |
| 1923 Hauser.....    | 146 |
| 1924 Simmons.....   | 152 |
| 1925 Simmons.....   | 153 |
| 1926 Simmons.....   | 147 |
| 1927 Cobb.....      | 134 |
| 1928 Miller.....    | 139 |
| 1929 Foxx.....      | 149 |
| 1930 Miller.....    | 154 |
| 1931 Foxx.....      | 139 |
| 1932 Foxx.....      | 154 |
| Simmons.....        | 154 |
| 1933 Cramer.....    | 152 |
| Higgins.....        | 152 |
| 1934 Cramer.....    | 153 |
| 1935 Cramer.....    | 149 |
| 1936 Johnson.....   | 153 |
| 1937 Moses.....     | 154 |
| 1938 Johnson.....   | 152 |
| 1939 Johnson.....   | 150 |
| 1940 Siebert.....   | 154 |
| 1941 Johnson.....   | 149 |
| 1942 Siebert.....   | 153 |
| 1943 Hall.....      | 151 |
| 1944 Hayes.....     | 155 |
| 1945 Hall.....      | 151 |
| 1946 Chapman.....   | 146 |
| 1947 Joost.....     | 151 |
| 1948 Majeski.....   | 148 |
| Suder.....          | 148 |
| 1949 Chapman.....   | 154 |
| 1950 Fain.....      | 151 |
| 1951 Joost.....     | 140 |
| 1952 Philley.....   | 151 |
| 1953 Philley.....   | 157 |
| 1954 DeMaestri..... | 146 |
| 1955 Finigan.....   | 150 |
| 1956 Lopez.....     | 151 |
| 1957 DeMaestri..... | 135 |
| 1958 Lopez.....     | 151 |
| 1959 Williams.....  | 130 |
| 1960 Tuttle.....    | 151 |
| 1961 Howser.....    | 158 |
| 1962 Siebern.....   | 162 |
| 1963 Charles.....   | 158 |
| 1964 Colavito.....  | 160 |
| 1965 Harrelson..... | 150 |
| Hershberger.....    | 150 |

|                        |     |
|------------------------|-----|
| 1966 Hershberger.....  | 146 |
| 1967 Campaneris.....   | 147 |
| 1968 Bando.....        | 162 |
| 1969 Bando.....        | 162 |
| 1970 Bando.....        | 155 |
| 1971 Bando.....        | 153 |
| 1972 Bando.....        | 152 |
| 1973 Bando.....        | 162 |
| 1974 Rudi.....         | 158 |
| Tenace.....            | 158 |
| 1975 Bando.....        | 160 |
| Garner.....            | 160 |
| 1976 Garner.....       | 159 |
| 1977 Sanguillen.....   | 152 |
| 1978 Ravinguiri.....   | 152 |
| 1979 Newman.....       | 143 |
| 1980 Murphy.....       | 159 |
| 1981 Armas.....        | 109 |
| 1982 Murphy.....       | 151 |
| 1983 Phillips.....     | 148 |
| 1984 Phillips.....     | 154 |
| 1985 Griffin.....      | 162 |
| 1986 Griffin.....      | 162 |
| 1987 Canseco.....      | 159 |
| 1988 Canseco.....      | 158 |
| 1989 D. Henderson..... | 152 |
| 1990 McGwire.....      | 156 |
| 1991 Gallego.....      | 159 |
| 1992 Bordick.....      | 154 |
| 1993 Bordick.....      | 159 |
| 1994 Bordick.....      | 114 |
| 1995 Berroa.....       | 141 |
| 1996 Bordick.....      | 155 |
| 1997 Spiezio.....      | 147 |
| 1998 Grieve.....       | 155 |
| 1999 Tejada.....       | 159 |
| 2000 Tejada.....       | 160 |
| 2001 Long.....         | 162 |
| Tejada.....            | 162 |
| 2002 Long.....         | 162 |
| Tejada.....            | 162 |
| 2003 Tejada.....       | 162 |
| 2004 Hatteberg.....    | 152 |
| 2005 Chavez.....       | 160 |
| 2006 Swisher.....      | 157 |
| 2007 Ellis.....        | 150 |
| Swisher.....           | 150 |
| 2008 Cust.....         | 148 |
| Suzuki.....            | 148 |
| 2009 Cust.....         | 149 |
| 2010 Barton.....       | 159 |
| 2011 Pennington.....   | 148 |
| 2012 Reddick.....      | 156 |
| 2013 Donaldson.....    | 158 |
| 2014 Donaldson.....    | 158 |
| 2015 Semien.....       | 155 |
| 2016 Semien.....       | 159 |
| 2017 K. Davis.....     | 153 |
| Lowrie.....            | 153 |
| 2018 Olson.....        | 162 |
| 2019 Semien.....       | 162 |

**At Bats**

|      |            |     |
|------|------------|-----|
| 1901 | Fultz      | 561 |
| 1902 | Cross      | 558 |
| 1903 | Cross      | 554 |
| 1904 | Cross      | 607 |
| 1905 | Davis      | 602 |
| 1906 | Davis      | 551 |
| 1907 | Davis      | 582 |
| 1908 | Nicholls   | 550 |
| 1909 | Collins    | 572 |
| 1910 | Collins    | 583 |
| 1911 | Baker      | 592 |
| 1912 | Baker      | 577 |
| 1913 | Baker      | 565 |
| 1914 | McInnis    | 576 |
| 1915 | Lajoie     | 490 |
| 1916 | Witt       | 563 |
| 1917 | McInnis    | 567 |
| 1918 | Burns      | 505 |
| 1919 | Burns      | 470 |
| 1920 | Walker     | 585 |
| 1921 | Johnson    | 613 |
| 1922 | Galloway   | 571 |
| 1923 | Hauser     | 537 |
| 1924 | Simmons    | 594 |
| 1925 | Simmons    | 658 |
| 1926 | Simmons    | 581 |
| 1927 | Hale       | 501 |
| 1928 | Miller     | 510 |
| 1929 | Simmons    | 581 |
| 1930 | Miller     | 585 |
| 1931 | Miller     | 534 |
| 1932 | Simmons    | 670 |
| 1933 | Cramer     | 661 |
| 1934 | Cramer     | 649 |
| 1935 | Cramer     | 644 |
| 1936 | Finney     | 653 |
| 1937 | Moses      | 649 |
| 1938 | Moses      | 589 |
| 1939 | Johnson    | 544 |
| 1940 | Siebert    | 595 |
| 1941 | Chapman    | 552 |
| 1942 | Johnson    | 552 |
| 1943 | Siebert    | 612 |
| 1944 | Siebert    | 558 |
| 1945 | Hayes      | 581 |
| 1946 | Hall       | 616 |
| 1947 | Chapman    | 545 |
| 1948 | Chapman    | 551 |
| 1949 | Majeski    | 590 |
| 1950 | Chapman    | 589 |
| 1951 | Joost      | 553 |
| 1952 | Philly     | 586 |
| 1953 | Philly     | 620 |
| 1954 | DeMaestri  | 539 |
| 1955 | Power      | 596 |
| 1956 | Lopez      | 561 |
| 1957 | Power      | 467 |
| 1958 | Lopez      | 564 |
| 1959 | Williams   | 488 |
| 1960 | Lumpe      | 574 |
| 1961 | Howser     | 611 |
| 1962 | Lumpe      | 641 |
| 1963 | Charles    | 603 |
| 1964 | Causey     | 604 |
| 1965 | Campaneris | 578 |

|      |              |     |
|------|--------------|-----|
| 1966 | Campaneris   | 573 |
| 1967 | Campaneris   | 601 |
| 1968 | Campaneris   | 642 |
| 1969 | Bando        | 609 |
| 1970 | Campaneris   | 603 |
| 1971 | Campaneris   | 569 |
| 1972 | Campaneris   | 625 |
| 1973 | Campaneris   | 601 |
| 1974 | Rudi         | 593 |
| 1975 | Jackson      | 593 |
| 1976 | Baylor       | 595 |
| 1977 | Sanguillen   | 571 |
| 1978 | Revering     | 521 |
| 1979 | Newman       | 516 |
| 1980 | Armas        | 628 |
| 1981 | Armas        | 440 |
| 1982 | Murphy       | 543 |
| 1983 | Henderson    | 513 |
| 1984 | Lansford     | 597 |
| 1985 | Griffin      | 614 |
| 1986 | Canseco      | 600 |
| 1987 | Canseco      | 630 |
| 1988 | Canseco      | 610 |
| 1989 | D. Henderson | 579 |
| 1990 | McGwire      | 523 |
| 1991 | Canseco      | 572 |
|      | D. Henderson | 572 |
| 1992 | Bordick      | 504 |
| 1993 | Sierra       | 630 |
| 1994 | Sierra       | 426 |
| 1995 | Berroa       | 546 |
| 1996 | Berroa       | 586 |
| 1997 | Spiezio      | 538 |
| 1998 | Grieve       | 583 |
| 1999 | Tejada       | 593 |
| 2000 | Tejada       | 607 |
| 2001 | Damon        | 644 |
| 2002 | Tejada       | 662 |
| 2003 | Tejada       | 636 |
| 2004 | Kotsay       | 606 |
| 2005 | Chavez       | 625 |
| 2006 | Payton       | 557 |
| 2007 | Ellis        | 583 |
| 2008 | Crosby       | 556 |
| 2009 | Suzuki       | 570 |
| 2010 | Barton       | 556 |
| 2011 | Crisp        | 531 |
| 2012 | Reddick      | 611 |
| 2013 | Lowrie       | 603 |
| 2014 | Donaldson    | 608 |
| 2015 | Lawrie       | 562 |
| 2016 | Semien       | 568 |
| 2017 | Healy        | 576 |
| 2018 | Semien       | 632 |
| 2019 | Semien       | 657 |

**Runs**

|      |           |     |
|------|-----------|-----|
| 1901 | Lajoie    | 145 |
| 1902 | Fultz     | 109 |
|      | Hartsel   | 109 |
| 1903 | Pickering | 93  |
| 1904 | Murphy    | 80  |
|      | Cross     | 80  |
| 1905 | Davis     | 92  |
| 1906 | Hartsel   | 96  |
| 1907 | Hartsel   | 93  |
| 1908 | Davis     | 65  |

|      |            |     |
|------|------------|-----|
| 1909 | Collins    | 104 |
| 1910 | Baker      | 83  |
| 1911 | Murphy     | 104 |
| 1912 | Collins    | 137 |
| 1913 | Collins    | 125 |
| 1914 | Collins    | 122 |
| 1915 | Strunk     | 76  |
| 1916 | Strunk     | 71  |
| 1917 | Strunk     | 83  |
| 1918 | Burns      | 63  |
| 1919 | Burns      | 61  |
| 1920 | Dykes      | 81  |
| 1921 | Johnson    | 93  |
| 1922 | Walker     | 111 |
| 1923 | Hauser     | 93  |
| 1924 | Hauser     | 97  |
| 1925 | Simmons    | 122 |
| 1926 | Simmons    | 90  |
| 1927 | Cobb       | 104 |
| 1928 | Bishop     | 104 |
| 1929 | Foxx       | 123 |
| 1930 | Simmons    | 152 |
| 1931 | Bishop     | 115 |
| 1932 | Foxx       | 151 |
| 1933 | Foxx       | 125 |
| 1934 | Foxx       | 120 |
| 1935 | Foxx       | 118 |
| 1936 | Finney     | 100 |
| 1937 | Moses      | 113 |
| 1938 | Johnson    | 114 |
| 1939 | Johnson    | 115 |
| 1940 | Johnson    | 93  |
| 1941 | Johnson    | 98  |
| 1942 | Johnson    | 78  |
| 1943 | White      | 69  |
| 1944 | Hayes      | 62  |
| 1945 | Siebert    | 62  |
|      | Hall       | 62  |
| 1946 | Chapman    | 77  |
| 1947 | Chapman    | 84  |
| 1948 | Joost      | 99  |
| 1949 | Joost      | 128 |
| 1950 | Chapman    | 93  |
| 1951 | Joost      | 107 |
| 1952 | Joost      | 94  |
| 1953 | Zernial    | 85  |
| 1954 | Jacobs     | 63  |
| 1955 | Power      | 91  |
| 1956 | Lopez      | 91  |
| 1957 | Zernial    | 56  |
| 1958 | Cerv       | 93  |
| 1959 | Tuttle     | 74  |
| 1960 | Tuttle     | 75  |
| 1961 | Howser     | 108 |
| 1962 | Siebern    | 114 |
| 1963 | Charles    | 82  |
| 1964 | Colavito   | 89  |
| 1965 | Campaneris | 67  |
| 1966 | Campaneris | 82  |
| 1967 | Campaneris | 85  |
| 1968 | Campaneris | 86  |
| 1969 | Jackson    | 123 |
| 1970 | Campaneris | 97  |
| 1971 | Jackson    | 87  |
| 1972 | Rudi       | 94  |
| 1973 | Jackson    | 99  |
| 1974 | Jackson    | 90  |

|      |              |     |
|------|--------------|-----|
| 1975 | Jackson      | 91  |
| 1976 | North        | 91  |
| 1977 | Page         | 85  |
| 1978 | Page         | 62  |
| 1979 | Revering     | 63  |
| 1980 | Henderson    | 111 |
| 1981 | Henderson    | 89  |
| 1982 | Henderson    | 119 |
| 1983 | Henderson    | 105 |
| 1984 | Henderson    | 113 |
| 1985 | Davis        | 92  |
| 1986 | Canseco      | 85  |
| 1987 | McGwire      | 97  |
| 1988 | Canseco      | 120 |
| 1989 | Lansford     | 81  |
| 1990 | R. Henderson | 119 |
| 1991 | Canseco      | 115 |
| 1992 | McGwire      | 87  |
| 1993 | R. Henderson | 77  |
|      | Sierra       | 77  |
| 1994 | Javier       | 75  |
| 1995 | Berroa       | 87  |
| 1996 | McGwire      | 104 |
| 1997 | Giambi       | 66  |
| 1998 | Henderson    | 101 |
| 1999 | Giambi       | 115 |
| 2000 | Giambi       | 108 |
| 2001 | Giambi       | 109 |
| 2002 | Tejada       | 108 |
| 2003 | Tejada       | 98  |
| 2004 | Byrnes       | 91  |
| 2005 | Chavez       | 92  |
| 2006 | Swisher      | 106 |
| 2007 | Ellis        | 84  |
|      | Swisher      | 84  |
| 2008 | Cust         | 77  |
| 2009 | Cust         | 88  |
| 2010 | Barton       | 79  |
| 2011 | Crisp        | 69  |
|      | Willingham   | 69  |
| 2012 | Reddick      | 85  |
| 2013 | Crisp        | 93  |
| 2014 | Donaldson    | 93  |
| 2015 | Burns        | 70  |
| 2016 | Davis        | 85  |
| 2017 | K. Davis     | 91  |
| 2018 | Chapman      | 100 |
| 2019 | Semien       | 123 |

**Hits**

|      |         |     |
|------|---------|-----|
| 1901 | Lajoie  | 229 |
| 1902 | Cross   | 189 |
| 1903 | Cross   | 162 |
| 1904 | Cross   | 177 |
| 1905 | Davis   | 171 |
| 1906 | Davis   | 161 |
| 1907 | Davis   | 155 |
| 1908 | Murphy  | 139 |
| 1909 | Collins | 198 |
| 1910 | Collins | 188 |
| 1911 | Baker   | 198 |
| 1912 | Baker   | 200 |
| 1913 | Baker   | 190 |
| 1914 | Baker   | 182 |
| 1915 | Strunk  | 144 |
| 1916 | Strunk  | 172 |
| 1917 | McInnis | 172 |





|      |            |    |
|------|------------|----|
| 1922 | Miller     | 12 |
| 1923 | Hauser     | 10 |
| 1924 | Simmons    | 9  |
| 1925 | Simmons    | 12 |
| 1926 | Simmons    | 10 |
| 1927 | Simmons    | 11 |
| 1928 | Cochrane   | 12 |
| 1929 | Miller     | 16 |
| 1930 | Simmons    | 16 |
| 1931 | Simmons    | 13 |
| 1932 | Simmons    | 9  |
|      | Foxx       | 9  |
| 1933 | Higgins    | 11 |
| 1934 | Cramer     | 9  |
| 1935 | Foxx       | 7  |
|      | Warstler   | 7  |
| 1936 | Johnson    | 14 |
| 1937 | Moses      | 13 |
| 1938 | Finney     | 12 |
| 1939 | Johnson    | 9  |
| 1940 | Moses      | 9  |
| 1941 | Chapman    | 9  |
|      | Brancato   | 9  |
|      | Suder      | 9  |
| 1942 | Valo       | 10 |
| 1943 | Siebert    | 7  |
| 1944 | Estalella  | 9  |
| 1945 | Peck       | 9  |
| 1946 | Valo       | 6  |
|      | McQuinn    | 6  |
| 1947 | McCosky    | 7  |
| 1948 | Fain       | 6  |
|      | Chapman    | 6  |
|      | Coleman    | 6  |
| 1949 | Valo       | 12 |
| 1950 | Dillinger  | 9  |
| 1951 | Valo       | 8  |
| 1952 | Michaels   | 5  |
| 1953 | Philly     | 9  |
| 1954 | Finigan    | 6  |
|      | Valo       | 6  |
| 1955 | Power      | 10 |
| 1956 | Simpson    | 11 |
| 1957 | Simpson    | 6  |
|      | DeMaestri  | 6  |
| 1958 | Tuttle     | 9  |
| 1959 | Maris      | 7  |
| 1960 | Siebern    | 6  |
| 1961 | Lumpe      | 9  |
| 1962 | Cimoli     | 15 |
| 1963 | Cimoli     | 11 |
| 1964 | Green      | 5  |
|      | Mathews    | 5  |
| 1965 | Campaneris | 12 |
| 1966 | Campaneris | 10 |
| 1967 | Campaneris | 6  |
|      | Monday     | 6  |
| 1968 | Campaneris | 9  |
| 1969 | Green      | 6  |
| 1970 | Monday     | 7  |
| 1971 | Monday     | 4  |
|      | Rudi       | 4  |
| 1972 | Rudi       | 9  |
| 1973 | Campaneris | 6  |
| 1974 | Campaneris | 8  |
| 1975 | Washington | 7  |
| 1976 | Garner     | 12 |

|                  |                    |    |
|------------------|--------------------|----|
| 1977             | Page               | 8  |
| 1978             | Page               | 7  |
| 1979             | Murphy             | 7  |
| 1980             | Armas              | 4  |
| 1981             | Henderson          | 7  |
| 1982             | Henderson          | 4  |
|                  | Heath              | 4  |
| 1983             | Henderson          | 7  |
| 1984             | Lansford           | 5  |
|                  | Heath              | 5  |
| 1985             | Griffin            | 7  |
| 1986             | Griffin            | 6  |
| 1987             | Polonia            | 10 |
| 1988             | Phillips           | 4  |
|                  | Polonia            | 4  |
| 1989             | Phillips           | 6  |
| 1990             | R. Henderson       | 3  |
|                  | Randolph           | 3  |
| 1991             | three players tied | 4  |
| 1992             | Wilson             | 5  |
| 1993             | Sierra             | 5  |
| 1994             | Bordick            | 4  |
| 1995             | Gates              | 4  |
| 1996             | Bordick            | 4  |
|                  | Young              | 4  |
| 1997             | McDonald           | 4  |
|                  | Spiezio            | 4  |
| 1998             | three players tied | 2  |
| 1999             | Phillips           | 4  |
|                  | Tejada             | 4  |
| 2000             | Piatt              | 5  |
| 2001             | Damon              | 4  |
|                  | Long               | 4  |
| 2002             | four players tied  | 4  |
| 2003             | Byrnes             | 9  |
| 2004             | Dye                | 4  |
| 2005             | Ellis              | 5  |
| 2006             | Scutaro            | 6  |
| 2007             | Buck               | 5  |
| 2008             | Barton             | 5  |
| 2009             | Davis              | 5  |
| 2010             | Pennington         | 8  |
| 2011             | Weeks              | 8  |
| 2012             | Weeks              | 8  |
| 2013             | Céspedes           | 4  |
| 2014             | Reddick            | 7  |
| 2015             | Burns              | 9  |
| 2016             | Burns              | 4  |
|                  | Crisp              | 4  |
| 2017             | Lowrie             | 3  |
| 2018             | Chapman            | 7  |
| 2019             | Semien             | 6  |
| <b>Home Runs</b> |                    |    |
| 1901             | Lajoie             | 14 |
| 1902             | Seybold            | 16 |
| 1903             | Seybold            | 8  |
| 1904             | Davis              | 10 |
| 1905             | Davis              | 8  |
| 1906             | Davis              | 12 |
| 1907             | Davis              | 8  |
| 1908             | Davis              | 5  |
| 1909             | Murphy             | 5  |
| 1910             | Murphy             | 4  |
|                  | Oldring            | 4  |
| 1911             | Baker              | 11 |
| 1912             | Baker              | 10 |

|      |           |    |
|------|-----------|----|
| 1913 | Baker     | 12 |
| 1914 | Baker     | 9  |
| 1915 | Oldring   | 6  |
| 1916 | Schang    | 7  |
| 1917 | Bodie     | 7  |
| 1918 | Walker    | 11 |
| 1919 | Walker    | 10 |
| 1920 | Walker    | 17 |
| 1921 | Walker    | 37 |
| 1922 | Walker    | 23 |
| 1923 | Hauser    | 16 |
| 1924 | Hauser    | 27 |
| 1925 | Simmons   | 24 |
| 1926 | Simmons   | 19 |
| 1927 | Simmons   | 15 |
| 1928 | Hauser    | 16 |
| 1929 | Simmons   | 34 |
| 1930 | Foxx      | 37 |
| 1931 | Foxx      | 30 |
| 1932 | Foxx      | 58 |
| 1933 | Foxx      | 48 |
| 1934 | Foxx      | 44 |
| 1935 | Foxx      | 36 |
| 1936 | Johnson   | 25 |
| 1937 | Moses     | 25 |
|      | Johnson   | 25 |
| 1938 | Johnson   | 30 |
| 1939 | Johnson   | 23 |
| 1940 | Johnson   | 31 |
| 1941 | Chapman   | 25 |
| 1942 | Johnson   | 13 |
| 1943 | Estalella | 11 |
| 1944 | Hayes     | 13 |
| 1945 | Estalella | 8  |
| 1946 | Chapman   | 20 |
| 1947 | Chapman   | 14 |
| 1948 | Joost     | 16 |
| 1949 | Chapman   | 24 |
| 1950 | Chapman   | 23 |
| 1951 | Zernial   | 33 |
| 1952 | Zernial   | 29 |
| 1953 | Zernial   | 42 |
| 1954 | Wilson    | 15 |
| 1955 | Zernial   | 30 |
| 1956 | Simpson   | 21 |
| 1957 | Zernial   | 27 |
| 1958 | Cerv      | 38 |
| 1959 | Cerv      | 20 |
| 1960 | Siebern   | 19 |
| 1961 | Siebern   | 18 |
| 1962 | Siebern   | 25 |
| 1963 | Siebern   | 16 |
| 1964 | Colavito  | 34 |
| 1965 | Harrelson | 23 |
| 1966 | Repoz     | 11 |
| 1967 | Monday    | 14 |
| 1968 | Jackson   | 29 |
| 1969 | Jackson   | 47 |
| 1970 | Mincher   | 27 |
| 1971 | Mincher   | 32 |
| 1972 | Epstein   | 26 |
| 1973 | Jackson   | 32 |
| 1974 | Jackson   | 29 |
| 1975 | Jackson   | 36 |
| 1976 | Bando     | 27 |
| 1977 | Gross     | 22 |
| 1978 | Page      | 17 |

|                       |            |     |
|-----------------------|------------|-----|
| 1979                  | Newman     | 22  |
| 1980                  | Armas      | 35  |
| 1981                  | Armas      | 22  |
| 1982                  | Armas      | 28  |
| 1983                  | Murphy     | 17  |
|                       | Lopes      | 17  |
| 1984                  | Kingman    | 35  |
| 1985                  | Kingman    | 30  |
| 1986                  | Kingman    | 35  |
| 1987                  | McWire     | 49  |
| 1988                  | Canseco    | 42  |
| 1989                  | McWire     | 33  |
| 1990                  | McWire     | 39  |
| 1991                  | Canseco    | 44  |
| 1992                  | McWire     | 42  |
| 1993                  | Sierra     | 22  |
| 1994                  | Sierra     | 23  |
| 1995                  | McWire     | 39  |
| 1996                  | McWire     | 52  |
| 1997                  | McWire     | 34  |
| 1998                  | Giambi     | 27  |
| 1999                  | Stairs     | 38  |
| 2000                  | Giambi     | 43  |
| 2001                  | Giambi     | 38  |
| 2002                  | Chavez     | 34  |
|                       | Tejada     | 34  |
| 2003                  | Chavez     | 29  |
| 2004                  | Chavez     | 29  |
| 2005                  | Chavez     | 27  |
| 2006                  | Thomas     | 39  |
| 2007                  | Cust       | 26  |
| 2008                  | Cust       | 33  |
| 2009                  | Cust       | 25  |
| 2010                  | Kouzmanoff | 16  |
| 2011                  | Willingham | 29  |
| 2012                  | Reddick    | 32  |
| 2013                  | Moss       | 30  |
| 2014                  | Donaldson  | 29  |
| 2015                  | Reddick    | 20  |
| 2016                  | Davis      | 42  |
| 2017                  | Davis      | 43  |
| 2018                  | Davis      | 48  |
| 2019                  | Chapman    | 36  |
|                       | Olson      | 36  |
| <b>Runs Batted In</b> |            |     |
| 1901                  | Lajoie     | 125 |
| 1902                  | Cross      | 108 |
| 1903                  | Cross      | 90  |
| 1904                  | Murphy     | 77  |
| 1905                  | Davis      | 83  |
| 1906                  | Davis      | 96  |
| 1907                  | Davis      | 87  |
| 1908                  | Murphy     | 66  |
| 1909                  | Baker      | 85  |
| 1910                  | Collins    | 81  |
| 1911                  | Baker      | 115 |
| 1912                  | Baker      | 130 |
| 1913                  | Baker      | 117 |
| 1914                  | McInnis    | 95  |
| 1915                  | Lajoie     | 61  |
| 1916                  | McInnis    | 60  |
| 1917                  | Bodie      | 74  |
| 1918                  | Burns      | 70  |
| 1919                  | Walker     | 64  |
| 1920                  | Walker     | 82  |
| 1921                  | Walker     | 101 |

**Athletics Year-By-Year Batting Leaders, continued**

1922 Walker ..... 99  
 1923 Hauser ..... 94  
 1924 Hauser ..... 115  
 1925 Simmons ..... 129  
 1926 Simmons ..... 109  
 1927 Simmons ..... 108  
 1928 Simmons ..... 107  
 1929 **Simmons** ..... **157**  
 1930 Simmons ..... 165  
 1931 Simmons ..... 128  
 1932 **Foxx** ..... **169**  
 1933 **Foxx** ..... **163**  
 1934 Foxx ..... 130  
 1935 Foxx ..... 115  
 1936 Johnson ..... 121  
 1937 Johnson ..... 108  
 1938 Johnson ..... 113  
 1939 Johnson ..... 114  
 1940 Johnson ..... 103  
 1941 Johnson ..... 107  
 1942 Johnson ..... 80  
 1943 Estalella ..... 63  
 1944 Hayes ..... 78  
 1945 Kell ..... 56  
 1946 Chapman ..... 67  
 1947 Chapman ..... 83  
 1948 Majeski ..... 120  
 1949 Chapman ..... 108  
 1950 Chapman ..... 95  
 1951 **Zernial** ..... **125**  
 1952 Zernial ..... 100  
 1953 Zernial ..... 108  
 1954 Zernial ..... 62  
 1955 Zernial ..... 84  
 1956 Simpson ..... 105  
 1957 Zernial ..... 69  
 1958 Cerv ..... 104  
 1959 Cerv ..... 87  
 1960 Siebern ..... 69  
 1961 Siebern ..... 98  
 1962 Siebern ..... 117  
 1963 Siebern ..... 83  
 1964 Colavito ..... 102  
 1965 Harrelson ..... 66  
 1966 Green ..... 62  
 1967 Monday ..... 58  
 1968 Jackson ..... 74  
 1969 Jackson ..... 118  
 1970 Bando ..... 75  
 1971 Bando ..... 94  
 1972 Bando ..... 77  
 1973 **Jackson** ..... **117**  
 1974 Bando ..... 103  
 1975 Jackson ..... 104  
 1976 Rudi ..... 94  
 1977 Page ..... 75  
 1978 Page ..... 70  
 1979 Revering ..... 77  
 1980 Armas ..... 109  
 1981 Armas ..... 76  
 1982 Murphy ..... 94  
 1983 Murphy ..... 75  
 1984 Kingman ..... 118  
 1985 Kingman ..... 91  
 1986 Canseco ..... 117

1987 McGwire ..... 118  
 1988 **Canseco** ..... **124**  
 1989 Parker ..... 97  
 1990 McGwire ..... 108  
 1991 Canseco ..... 122  
 1992 McGwire ..... 104  
 1993 Sierra ..... 101  
 1994 Sierra ..... 92  
 1995 McGwire ..... 90  
 1996 McGwire ..... 113  
 1997 McGwire ..... 81  
 Giambi ..... 81  
 1998 Giambi ..... 110  
 1999 Giambi ..... 123  
 2000 Giambi ..... 137  
 2001 Giambi ..... 120  
 2002 Tejada ..... 131  
 2003 Tejada ..... 106  
 2004 Durazo ..... 88  
 2005 Chavez ..... 101  
 2006 Thomas ..... 114  
 2007 Cust ..... 82  
 2008 Cust ..... 77  
 2009 Suzuki ..... 88  
 2010 Suzuki ..... 71  
 Kouzmanoff ..... 71  
 2011 Willingham ..... 98  
 2012 Reddick ..... 85  
 2013 Donaldson ..... 93  
 2014 Donaldson ..... 98  
 2015 Reddick ..... 77  
 2016 Davis ..... 102  
 2017 Davis ..... 110  
 2018 Davis ..... 123  
 2019 Semien ..... 92

**Slugging Percentage**

1901 Lajoie ..... 635  
 1902 Seybold ..... 503  
 1903 Seybold ..... 462  
 1904 Davis ..... 511  
 1905 Davis ..... 422  
 1906 Davis ..... 459  
 1907 Davis ..... 399  
 1908 Collins ..... 379  
 1909 Collins ..... 449  
 1910 Murphy ..... 436  
 1911 Baker ..... 502  
 1912 Baker ..... 541  
 1913 Baker ..... 492  
 1914 Collins ..... 452  
 1915 Strunk ..... 427  
 1916 Strunk ..... 421  
 1917 Bodie ..... 418  
 1918 Burns ..... 467  
 1919 Walker ..... 450  
 1920 Dugan ..... 442  
 1921 Walker ..... 504  
 1922 Miller ..... 553  
 1923 Hauser ..... 473  
 1924 Hauser ..... 516  
 1925 Simmons ..... 596  
 1926 Simmons ..... 566  
 1927 Simmons ..... 645  
 1928 Simmons ..... 558

1929 Simmons ..... 642  
 1930 Simmons ..... 708  
 1931 Simmons ..... 641  
 1932 **Foxx** ..... **749**  
 1933 **Foxx** ..... **703**  
 1934 Foxx ..... 653  
 1935 **Foxx** ..... **636**  
 1936 Johnson ..... 525  
 1937 Johnson ..... 556  
 1938 Johnson ..... 552  
 1939 Johnson ..... 553  
 1940 Johnson ..... 514  
 1941 Chapman ..... 543  
 1942 Johnson ..... 451  
 1943 Siebert ..... 328  
 1944 Siebert ..... 423  
 1945 Estalella ..... 435  
 1946 Chapman ..... 429  
 1947 Fain ..... 423  
 1948 Majeski ..... 454  
 1949 Chapman ..... 455  
 1950 Lehner ..... 436  
 1951 Zernial ..... 525  
 1952 Zernial ..... 452  
 1953 Zernial ..... 559  
 1954 Finigan ..... 421  
 1955 Zernial ..... 508  
 1956 Simpson ..... 490  
 1957 Zernial ..... 471  
 1958 Cerv ..... 592  
 1959 Cerv ..... 479  
 1960 Siebern ..... 471  
 1961 Siebern ..... 475  
 1962 Siebern ..... 495  
 1963 Siebern ..... 410  
 1964 Colavito ..... 507  
 1965 Harrelson ..... 429  
 1966 Campaneris ..... 369  
 1967 Monday ..... 419  
 1968 Jackson ..... 452  
 1969 **Jackson** ..... **608**  
 1970 Mincher ..... 460  
 1971 Jackson ..... 508  
 1972 Epstein ..... 490  
 1973 **Jackson** ..... **531**  
 1974 Jackson ..... 514  
 1975 Jackson ..... 511  
 1976 Tenace ..... 458  
 1977 Page ..... 521  
 1978 Page ..... 459  
 1979 Revering ..... 483  
 1980 Armas ..... 500  
 1981 Armas ..... 480  
 1982 Armas ..... 433  
 1983 Lopes ..... 423  
 1984 Kingman ..... 505  
 1985 Davis ..... 484  
 1986 Canseco ..... 457  
 1987 **McGwire** ..... **618**  
 1988 **Canseco** ..... **569**  
 1989 **McGwire** ..... **467**  
 1990 R. Henderson ..... 577  
 1991 Canseco ..... 556  
 1992 **McGwire** ..... **585**  
 1993 R. Henderson ..... 553

1994 Berroa ..... 485  
 1995 McGwire ..... 685  
 1996 **McGwire** ..... **730**  
 1997 Giambi ..... 495  
 1998 Stairs ..... 511  
 1999 Jaha ..... 556  
 2000 Giambi ..... 647  
 2001 **Giambi** ..... **660**  
 2002 Chavez ..... 513  
 2003 Chavez ..... 514  
 2004 Durazo ..... 523  
 2005 Chavez ..... 466  
 2006 Thomas ..... 545  
 2007 Cust ..... 504  
 2008 Cust ..... 476  
 2009 Suzuki ..... 421  
 2010 Barton ..... 405  
 2011 Willingham ..... 477  
 2012 Céspedes ..... 505  
 2013 Moss ..... 522  
 2014 Donaldson ..... 456  
 2015 Reddick ..... 449  
 2016 Davis ..... 524  
 2017 Davis ..... 528  
 2018 Davis ..... 549  
 2019 Olson ..... 545

**Walks**

1901 Seybold ..... 40  
 1902 **Hartsel** ..... **87**  
 1903 Pickering ..... 53  
 1904 Hartsel ..... 75  
 1905 **Hartsel** ..... **121**  
 1906 **Hartsel** ..... **88**  
 1907 **Hartsel** ..... **106**  
 1908 **Hartsel** ..... **93**  
 1909 Collins ..... 62  
 1910 Hartsel ..... 58  
 1911 Collins ..... 62  
 1912 Collins ..... 101  
 1913 Collins ..... 85  
 1914 Collins ..... 97  
 1915 Schang ..... 66  
 1916 Strunk ..... 66  
 1917 Strunk ..... 68  
 1918 Jamieson ..... 54  
 1919 Witt ..... 46  
 1920 Dykes ..... 52  
 1921 Witt ..... 77  
 1922 Walker ..... 61  
 1923 Hauser ..... 94  
 1924 Hauser ..... 56  
 1925 Bishop ..... 87  
 1926 Bishop ..... 116  
 1927 Bishop ..... 105  
 1928 Bishop ..... 97  
 1929 **Bishop** ..... **128**  
 1930 Bishop ..... 128  
 1931 Bishop ..... 112  
 1932 Foxx ..... 116  
 1933 Bishop ..... 106  
 Cochrane ..... 106  
 1934 **Foxx** ..... **111**  
 1935 Foxx ..... 114  
 1936 Johnson ..... 88

|             |                  |            |
|-------------|------------------|------------|
| 1937        | Johnson          | 98         |
| 1938        | Werber           | 93         |
| 1939        | Johnson          | 99         |
| 1940        | Johnson          | 83         |
| 1941        | Johnson          | 95         |
|             | McCoy            | 95         |
| 1942        | Johnson          | 82         |
| 1943        | White            | 61         |
| 1944        | Siebert          | 62         |
| 1945        | Estalella        | 74         |
| 1946        | McQuinn          | 64         |
| 1947        | Joost            | 114        |
| 1948        | Joost            | 119        |
| 1949        | Joost            | 149        |
| 1950        | Fain             | 133        |
| 1951        | Joost            | 106        |
| 1952        | Joost            | 122        |
| 1953        | Robinson         | 63         |
| 1954        | Finigan          | 64         |
| 1955        | Finigan          | 61         |
| 1956        | Lopez            | 63         |
| 1957        | Lopez            | 41         |
| 1958        | Tuttle           | 74         |
| 1959        | Maris            | 58         |
| 1960        | Siebern          | 72         |
| 1961        | Howser           | 92         |
| 1962        | Siebern          | 110        |
| 1963        | Siebern          | 79         |
| 1964        | Causey           | 88         |
| 1965        | Harrelson        | 66         |
| 1966        | Hersberger       | 47         |
| 1967        | Gosger           | 53         |
| 1968        | Monday           | 72         |
| 1969        | Jackson          | 114        |
| 1970        | Bando            | 118        |
| 1971        | Bando            | 86         |
| 1972        | Epstein          | 68         |
| 1973        | Tenace           | 101        |
| <b>1974</b> | <b>Tenace</b>    | <b>110</b> |
| 1975        | Tenace           | 106        |
| 1976        | Tenace           | 81         |
| 1977        | Gross            | 86         |
| 1978        | Page             | 53         |
| 1979        | Murphy           | 83         |
| 1980        | Henderson        | 117        |
| 1981        | Murphy           | 73         |
| <b>1982</b> | <b>Henderson</b> | <b>116</b> |
| <b>1983</b> | <b>Henderson</b> | <b>103</b> |
| 1984        | Henderson        | 88         |
| 1985        | Murphy           | 84         |
| 1986        | Phillips         | 76         |
| 1987        | McGwire          | 71         |
| 1988        | Canseco          | 78         |
| 1989        | McGwire          | 83         |
| <b>1990</b> | <b>McGwire</b>   | <b>110</b> |
| 1991        | R. Henderson     | 98         |
| 1992        | R. Henderson     | 95         |
| 1993        | R. Henderson     | 85         |
| 1994        | Henderson        | 72         |
| 1995        | McGwire          | 88         |
| 1996        | McGwire          | 116        |
| 1997        | McGwire          | 58         |
| <b>1998</b> | <b>Henderson</b> | <b>118</b> |
| 1999        | Giambi           | 105        |
| <b>2000</b> | <b>Giambi</b>    | <b>137</b> |
| <b>2001</b> | <b>Giambi</b>    | <b>129</b> |
| 2002        | Justice          | 70         |

|                   |                |            |
|-------------------|----------------|------------|
| 2003              | Durazo         | 100        |
| <b>2004</b>       | <b>Chavez</b>  | <b>95</b>  |
| 2005              | Chavez         | 58         |
| 2006              | Swisher        | 97         |
| 2007              | Cust           | 105        |
| 2008              | Cust           | 111        |
| 2009              | Cust           | 93         |
| <b>2010</b>       | <b>Barton</b>  | <b>110</b> |
| 2011              | Matsui         | 56         |
|                   | Willingham     | 56         |
| 2012              | Reddick        | 55         |
| 2013              | Donaldson      | 76         |
| 2014              | Donaldson      | 76         |
| 2015              | Vogt           | 56         |
| 2016              | Semien         | 51         |
| 2017              | K. Davis       | 73         |
|                   | Lowrie         | 73         |
| 2018              | Lowrie         | 78         |
| 2019              | Semien         | 87         |
| <b>Strikeouts</b> |                |            |
| 1913              | Murphy         | 44         |
|                   | Schang         | 44         |
| 1914              | Murphy         | 46         |
| 1915              | Walsh          | 64         |
| 1916              | Witt           | 71         |
| 1917              | Grover         | 53         |
| 1918              | Dugan          | 55         |
|                   | Kopp           | 55         |
| 1919              | Thomas         | 52         |
| 1920              | Dykes          | 73         |
| 1921              | Dykes          | 75         |
| <b>1922</b>       | <b>Dykes</b>   | <b>98</b>  |
| 1923              | Hauser         | 52         |
| 1924              | Simmons        | 60         |
| 1925              | Dykes          | 49         |
| 1926              | Simmons        | 49         |
| 1927              | Hale           | 32         |
| 1928              | Hauser         | 45         |
| <b>1929</b>       | <b>Foxx</b>    | <b>70</b>  |
| <b>1930</b>       | <b>Foxx</b>    | <b>66</b>  |
| <b>1931</b>       | <b>Foxx</b>    | <b>84</b>  |
| 1932              | Foxx           | 96         |
| <b>1933</b>       | <b>Foxx</b>    | <b>93</b>  |
| 1934              | Foxx           | 75         |
| <b>1935</b>       | <b>Foxx</b>    | <b>99</b>  |
| 1936              | Johnson        | 71         |
| 1937              | Peters         | 59         |
| 1938              | Chapman        | 94         |
| 1939              | Nagel          | 86         |
| <b>1940</b>       | <b>Chapman</b> | <b>96</b>  |
| 1941              | Johnson        | 75         |
| 1942              | Johnson        | 61         |
| 1943              | White          | 51         |
| 1944              | Estalella      | 60         |
| 1945              | Estalella      | 46         |
| 1946              | Chapman        | 66         |
| <b>1947</b>       | <b>Joost</b>   | <b>110</b> |
| 1948              | Joost          | 87         |
| 1949              | Joost          | 80         |
| 1950              | Chapman        | 79         |
| <b>1951</b>       | <b>Zernial</b> | <b>99</b>  |
| 1952              | Joost          | 94         |
| 1953              | Zernial        | 79         |
| 1954              | Finigan        | 66         |
| 1955              | Zernial        | 90         |
| 1956              | Simpson        | 82         |

|             |                |            |
|-------------|----------------|------------|
| 1957        | Zernial        | 84         |
| 1958        | DeMaestri      | 84         |
| 1959        | Cerv           | 87         |
| 1960        | Williams       | 68         |
|             | Siebern        | 68         |
| 1961        | Siebern        | 81         |
| 1962        | Cimoli         | 99         |
| 1963        | Siebern        | 82         |
| <b>1964</b> | <b>Mathews</b> | <b>143</b> |
| 1965        | Harrelson      | 112        |
| 1966        | Green          | 101        |
| 1967        | Monday         | 107        |
| <b>1968</b> | <b>Jackson</b> | <b>171</b> |
| <b>1969</b> | <b>Jackson</b> | <b>142</b> |
| <b>1970</b> | <b>Jackson</b> | <b>135</b> |
| <b>1971</b> | <b>Jackson</b> | <b>161</b> |
| 1972        | Jackson        | 125        |
| 1973        | Jackson        | 116        |
| 1974        | Jackson        | 105        |
|             | Tenace         | 105        |
| 1975        | Jackson        | 133        |
| 1976        | North          | 95         |
| 1977        | Gross          | 84         |
| 1978        | Page           | 95         |
| 1979        | Page           | 93         |
| 1980        | Armas          | 123        |
| <b>1981</b> | <b>Armas</b>   | <b>115</b> |
| 1982        | Armas          | 128        |
| 1983        | Murphy         | 105        |
| 1984        | Kingman        | 119        |
| 1985        | Murphy         | 123        |
| 1986        | Canseco        | 175        |
| 1987        | Canseco        | 157        |
| 1988        | Canseco        | 128        |
| 1989        | D. Henderson   | 131        |
| 1990        | Canseco        | 158        |
| 1991        | Canseco        | 152        |
| 1992        | McGwire        | 105        |
| 1993        | D. Henderson   | 113        |
| 1994        | Javier         | 76         |
| 1995        | Berroa         | 98         |
| 1996        | Berroa         | 122        |
| 1997        | Canseco        | 122        |
| 1998        | Grieve         | 123        |
| 1999        | Jaha           | 129        |
| 2000        | Grieve         | 130        |
| 2001        | Long           | 103        |
| 2002        | Chavez         | 119        |
| 2003        | Durazo         | 105        |
| 2004        | Crosby         | 141        |
| 2005        | Chavez         | 129        |
| 2006        | Swisher        | 152        |
| <b>2007</b> | <b>Cust</b>    | <b>164</b> |
| <b>2008</b> | <b>Cust</b>    | <b>197</b> |
| <b>2009</b> | <b>Cust</b>    | <b>185</b> |
| 2010        | Cust           | 127        |
| 2011        | Willingham     | 150        |
| 2012        | Reddick        | 151        |
| 2013        | Moss           | 140        |
| 2014        | Moss           | 153        |
| 2015        | Lawrie         | 144        |
| 2016        | Davis          | 166        |
| 2017        | Davis          | 195        |
| 2018        | Davis          | 175        |
| 2019        | Chapman        | 147        |

## Stolen Bases

|             |                |           |
|-------------|----------------|-----------|
| 1901        | Fultz          | 36        |
| <b>1902</b> | <b>Hartsel</b> | <b>47</b> |
| 1903        | Pickering      | 40        |
| 1904        | Murphy         | 22        |
| <b>1905</b> | <b>Hoffman</b> | <b>46</b> |
| 1906        | Hartsel        | 31        |
| 1907        | Oldring        | 29        |
| 1908        | Davis          | 20        |
| 1909        | Collins        | 67        |
| <b>1910</b> | <b>Collins</b> | <b>81</b> |
| 1911        | Collins        | 38        |
|             | Baker          | 38        |
| 1912        | Collins        | 63        |
| 1913        | Collins        | 54        |
| 1914        | Collins        | 58        |
| 1915        | Walsh          | 22        |
| 1916        | Walsh          | 27        |
| 1917        | McInnis        | 18        |
| 1918        | Kopp           | 22        |
| 1919        | Kopp           | 16        |
| 1920        | Walker         | 9         |
| 1921        | Witt           | 16        |
| 1922        | Miller         | 10        |
|             | Galloway       | 10        |
| 1923        | Mathews        | 16        |
| 1924        | Simmons        | 16        |
| 1925        | Galloway       | 16        |
| 1926        | Simmons        | 10        |
| 1927        | Cobb           | 22        |
| 1928        | Miller         | 10        |
| 1929        | Miller         | 24        |
| 1930        | Miller         | 13        |
| 1931        | Miller         | 5         |
| 1932        | McNair         | 8         |
|             | Dykes          | 8         |
| 1933        | Johnson        | 8         |
|             | Cochrane       | 8         |
| 1934        | Johnson        | 12        |
| 1935        | Warstler       | 8         |
| 1936        | Newsome        | 13        |
| <b>1937</b> | <b>Werber</b>  | <b>35</b> |
| 1938        | Werber         | 19        |
| 1939        | Johnson        | 15        |
| 1940        | Hayes          | 9         |
| 1941        | Chapman        | 6         |
|             | Johnson        | 6         |
| 1942        | Valo           | 13        |
| 1943        | Welaj          | 12        |
|             | White          | 12        |
| 1944        | Garrison       | 10        |
| 1945        | Peck           | 5         |
| 1946        | Valo           | 9         |
| 1947        | Valo           | 11        |
| 1948        | Fain           | 10        |
|             | Valo           | 10        |
| 1949        | Valo           | 14        |
| 1950        | Valo           | 12        |
| 1951        | Valo           | 11        |
| 1952        | Valo           | 12        |
| 1953        | Phillely       | 13        |
| 1954        | Jacobs         | 17        |
| 1955        | Valo           | 5         |
| 1956        | Pilarcik       | 9         |
| 1957        | Martin         | 7         |
| 1958        | Tuttle         | 7         |
| 1959        | Tuttle         | 10        |

## Athletics Year-By-Year Batting Leaders, continued

|                                 |                                   |                                |  |
|---------------------------------|-----------------------------------|--------------------------------|--|
| 1960 Snyder ..... 7             | 1977 Page ..... 42                | 1994 Javier ..... 24           | 2009 Davis ..... 41                    |
| 1961 Howser ..... 37            | 1978 Dilone ..... 50              | 1995 Javier ..... 36           | 2010 Davis ..... 50                    |
| 1962 Charles ..... 20           | 1979 Henderson ..... 33           | 1996 Battle ..... 10           | <b>2011 Crisp ..... 49</b>             |
| 1963 Tartabull ..... 16         | <b>1980 Henderson ..... 100</b>   | 1997 McDonald ..... 13         | 2012 Crisp ..... 39                    |
| 1964 Charles ..... 12           | <b>1981 Henderson ..... 56</b>    | <b>1998 Henderson ..... 66</b> | 2013 Crisp ..... 21                    |
| <b>1965 Campaneris ..... 51</b> | <b>1982 Henderson ..... 130</b>   | 1999 Phillips ..... 11         | 2014 Gentry ..... 20                   |
| <b>1966 Campaneris ..... 52</b> | <b>1983 Henderson ..... 108</b>   | Velarde ..... 11               | 2015 Burns ..... 26                    |
| <b>1967 Campaneris ..... 55</b> | <b>1984 Henderson ..... 66</b>    | 2000 Velarde ..... 9           | 2016 Burns ..... 14                    |
| <b>1968 Campaneris ..... 62</b> | 1985 Collins ..... 29             | 2001 Damon ..... 27            | 2017 R. Davis ..... 26                 |
| 1969 Campaneris ..... 62        | 1986 Griffin ..... 33             | 2002 Chavez ..... 8            | 2018 Semien ..... 14                   |
| <b>1970 Campaneris ..... 42</b> | 1987 Polonia ..... 29             | 2003 Byrnes ..... 10           | 2019 Laureano ..... 13                 |
| 1971 Campaneris ..... 34        | 1988 Canseco ..... 40             | Tejada ..... 10                |  |
| <b>1972 Campaneris ..... 52</b> | 1989 R. Henderson ..... 52        | 2004 Byrnes ..... 17           | <b>Bold denotes tied or led league</b> |
| 1973 North ..... 53             | <b>1990 R. Henderson ..... 65</b> | 2005 Kendall ..... 8           |  |
| <b>1974 North ..... 54</b>      | <b>1991 R. Henderson ..... 58</b> | 2006 Kendall ..... 11          |  |
| 1975 Washington ..... 40        | 1992 R. Henderson ..... 48        | 2007 Stewart ..... 11          |  |
| <b>1976 North ..... 75</b>      | 1993 R. Henderson ..... 31        | 2008 Davis ..... 25            |  |

## ATHLETICS YEAR-BY-YEAR PITCHING LEADERS

|                               |                             |                              |                              |
|-------------------------------|-----------------------------|------------------------------|------------------------------|
| <b>Wins</b>                   | 1941 Knott ..... 13         | 1978 Johnson ..... 11        | 2017 Manaea ..... 12         |
| 1901 Fraser ..... 20          | 1942 Marchildon ..... 17    | 1979 Langford ..... 12       | 2018 Manaea ..... 12         |
| 1902 Waddell ..... 24         | 1943 Flores ..... 12        | 1980 Norris ..... 22         | 2019 Fiers ..... 15          |
| 1903 Plank ..... 23           | 1944 Christopher ..... 14   | 1981 McCatty ..... 14        |                              |
| 1904 Plank ..... 26           | 1945 Christopher ..... 13   | 1982 Langford ..... 11       | <b>Losses</b>                |
| <b>1905 Waddell ..... 26</b>  | 1946 Marchildon ..... 13    | Keough ..... 11              | 1901 Fraser ..... 15         |
| 1906 Plank ..... 19           | 1947 Marchildon ..... 19    | 1983 Codiroli ..... 12       | 1902 Plank ..... 15          |
| 1907 Plank ..... 24           | 1948 Fowler ..... 15        | 1984 Burris ..... 13         | 1903 Plank ..... 16          |
| 1908 Vickers ..... 18         | 1949 Kellner ..... 20       | 1985 Codiroli ..... 14       | Waddell ..... 16             |
| 1909 Plank ..... 19           | 1950 Hooper ..... 15        | 1986 Young ..... 13          | 1904 Plank ..... 17          |
| <b>1910 Coombs ..... 31</b>   | 1951 Shantz ..... 18        | <b>1987 Stewart ..... 20</b> | Waddell ..... 17             |
| <b>1911 Coombs ..... 28</b>   | <b>1952 Shantz ..... 24</b> | 1988 Stewart ..... 21        | Henley ..... 17              |
| 1912 Plank ..... 26           | 1953 Kellner ..... 11       | 1989 Stewart ..... 21        | 1905 Plank ..... 12          |
| 1913 Bender ..... 21          | Byrd ..... 11               | <b>1990 Welch ..... 27</b>   | Henley ..... 12              |
| 1914 Bender ..... 17          | 1954 Portocarrero ..... 9   | 1991 Moore ..... 17          | 1906 Waddell ..... 16        |
| Bush ..... 17                 | 1955 Ditmar ..... 12        | 1992 Moore ..... 17          | 1907 Plank ..... 16          |
| 1915 Wyckoff ..... 10         | 1956 Ditmar ..... 12        | 1993 Witt ..... 14           | 1908 Vickers ..... 19        |
| 1916 Bush ..... 15            | 1957 Trucks ..... 9         | 1994 Darling ..... 10        | 1909 Morgan ..... 11         |
| 1917 Bush ..... 11            | Morgan ..... 9              | 1995 Stottlemire ..... 14    | Coombs ..... 11              |
| 1918 Perry ..... 21           | 1958 Garver ..... 12        | 1996 Wasdin ..... 8          | 1910 Morgan ..... 12         |
| 1919 Johnson ..... 9          | 1959 Daley ..... 16         | 1997 Small ..... 9           | 1911 Coombs ..... 12         |
| Kinney ..... 9                | 1960 Daley ..... 16         | 1998 Rogers ..... 16         | 1912 Brown ..... 11          |
| 1920 Perry ..... 11           | 1961 Bass ..... 11          | 1999 Heredia ..... 13        | 1913 Brown ..... 11          |
| 1921 Rommel ..... 16          | 1962 Rakow ..... 14         | <b>2000 Hudson ..... 20</b>  | 1914 Bush ..... 12           |
| <b>1922 Rommel ..... 27</b>   | 1963 Wickersham ..... 12    | <b>2001 Mulder ..... 21</b>  | <b>1915 Wyckoff ..... 22</b> |
| 1923 Rommel ..... 18          | Pena ..... 12               | <b>2002 Zito ..... 23</b>    | <b>1916 Bush ..... 24</b>    |
| 1924 Rommel ..... 18          | 1964 Pena ..... 12          | 2003 Hudson ..... 16         | 1917 Bush ..... 17           |
| <b>1925 Rommel ..... 21</b>   | 1965 Sheldon ..... 10       | 2004 Mulder ..... 17         | <b>1918 Perry ..... 19</b>   |
| 1926 Grove ..... 13           | Talbot ..... 10             | 2005 Haren ..... 14          | 1919 Naylor ..... 18         |
| 1927 Grove ..... 20           | 1966 Krausse ..... 14       | Zito ..... 14                | <b>1920 Perry ..... 25</b>   |
| <b>1928 Grove ..... 24</b>    | 1967 Hunter ..... 13        | 2006 Blanton ..... 16        | <b>1921 Rommel ..... 23</b>  |
| <b>1929 Earnshaw ..... 24</b> | 1968 Odom ..... 16          | Zito ..... 16                | <b>1922 Harris ..... 20</b>  |
| <b>1930 Grove ..... 28</b>    | 1969 Odom ..... 15          | 2007 Haren ..... 15          | <b>1923 Rommel ..... 19</b>  |
| <b>1931 Grove ..... 31</b>    | Dobson ..... 15             | 2008 Duchscherer ..... 10    | 1924 Rommel ..... 15         |
| 1932 Grove ..... 25           | 1970 Hunter ..... 18        | 2009 Anderson ..... 11       | 1925 Walberg ..... 14        |
| <b>1933 Grove ..... 24</b>    | 1971 Blue ..... 24          | 2010 Cahill ..... 18         | 1926 Grove ..... 13          |
| 1934 Marcum ..... 14          | 1972 Hunter ..... 21        | 2011 Gonzalez ..... 16       | 1927 Grove ..... 13          |
| 1935 Marcum ..... 17          | 1973 Holtzman ..... 21      | 2012 Milone ..... 13         | 1928 Walberg ..... 12        |
| 1936 Kelley ..... 15          | Hunter ..... 21             | Parker ..... 13              | 1929 Walberg ..... 11        |
| 1937 Kelley ..... 13          | <b>1974 Hunter ..... 25</b> | 2013 Colón ..... 18          | 1930 Earnshaw ..... 13       |
| 1938 Caster ..... 16          | 1975 Blue ..... 22          | 2014 Kazmir ..... 15         | 1931 Walberg ..... 12        |
| 1939 Nelson ..... 10          | 1976 Blue ..... 18          | 2015 Gray ..... 14           | 1932 Earnshaw ..... 13       |
| 1940 Babich ..... 14          | 1977 Blue ..... 14          | 2016 Graveman ..... 10       | Mahaffey ..... 13            |







|                           |           |                            |           |                          |            |                           |              |
|---------------------------|-----------|----------------------------|-----------|--------------------------|------------|---------------------------|--------------|
| 1937 Caster.....          | 19        | 1998 Rogers.....           | 7         | <b>2003 Foulke.....</b>  | <b>43</b>  | 1949 Kellner.....         | 245          |
| 1938 Caster.....          | 20        | 1999 Rogers.....           | 3         | 2004 Dotel.....          | 22         | 1950 Brissie.....         | 246          |
| 1939 Nelson.....          | 12        | 2000 Heredia.....          | 2         | 2005 Street.....         | 23         | 1951 Kellner.....         | 210          |
| 1940 Babich.....          | 16        | Hudson.....                | 2         | 2006 Street.....         | 37         | 1952 Shantz.....          | 280          |
| 1941 Marchildon.....      | 14        | 2001 Mulder.....           | 6         | 2007 Embree.....         | 17         | 1953 Byrd.....            | 237          |
| 1942 Marchildon.....      | 18        | 2002 Hudson.....           | 4         | 2008 Street.....         | 18         | 1954 Portocarrero.....    | 248          |
| 1943 Harris.....          | 15        | <b>2003 Mulder.....</b>    | <b>9</b>  | 2009 Bailey.....         | 26         | 1955 Ditmar.....          | 175          |
| 1944 Newsom.....          | 18        | <b>2004 Mulder.....</b>    | <b>5</b>  | 2010 Bailey.....         | 25         | 1956 Ditmar.....          | 254          |
| 1945 Christopher.....     | 17        | 2005 Haren.....            | 3         | 2011 Bailey.....         | 24         | 1957 Garver.....          | 145          |
| 1946 Marchildon.....      | 16        | 2006 Haren.....            | 2         | 2012 Balfour.....        | 24         | 1958 Terry.....           | 217          |
| 1947 Marchildon.....      | 21        | Loaiza.....                | 2         | 2013 Balfour.....        | 38         | 1959 Daley.....           | 216          |
| 1948 Fowler.....          | 16        | 2007 Blanton.....          | 3         | 2014 Doolittle.....      | 22         | 1960 Herbert.....         | 253          |
| 1949 Kellner.....         | 19        | 2008 Smith.....            | 2         | 2015 Clippard.....       | 17         | 1961 Archer.....          | 205          |
| 1950 Kellner.....         | 15        | 2009 Anderson.....         | 1         | 2016 Madson.....         | 30         | 1962 Rakow.....           | 235          |
| Brissie.....              | 15        | Tomko.....                 | 1         | 2017 Casilla.....        | 16         | 1963 Wickersham.....      | 238          |
| 1951 Shantz.....          | 13        | 2010 Braden.....           | 5         | 2018 Treinen.....        | 38         | 1964 Pena.....            | 219          |
| 1952 Shantz.....          | 27        | 2011 McCarthy.....         | 5         | 2019 Hendriks.....       | 25         | 1965 Talbot.....          | 198          |
| 1953 Kellner.....         | 14        | 2012 Milone.....           | 1         | <b>Innings Pitched</b>   |            | 1966 Krausse.....         | 178          |
| 1954 Portocarrero.....    | 16        | 2013 Colón.....            | 3         | 1901 Fraser.....         | 331        | 1967 Hunter.....          | 260          |
| 1955 Ditmar.....          | 7         | 2014 Gray.....             | 2         | 1902 Plank.....          | 300        | 1968 Hunter.....          | 234          |
| 1956 Ditmar.....          | 14        | Kazmir.....                | 2         | 1903 Plank.....          | 336        | 1969 Hunter.....          | 247          |
| 1957 Garver.....          | 6         | Samardzija.....            | 2         | 1904 Waddell.....        | 383        | 1970 Dobson.....          | 267          |
| 1958 Garver.....          | 10        | 2015 Gray.....             | 3         | 1905 Plank.....          | 347        | 1971 Blue.....            | 213          |
| 1959 Daley.....           | 12        | 2016 Gravenman.....        | 2         | 1906 Waddell.....        | 273        | 1972 Hunter.....          | 295          |
| 1960 Herbert.....         | 14        | 2017 Mengden.....          | 1         | 1907 Waddell.....        | 273        | 1973 Holtzman.....        | 297          |
| 1961 Archer.....          | 9         | 2018 Manaea.....           | 1         | 1908 Vickers.....        | 300        | 1974 Hunter.....          | 318          |
| 1962 Rakow.....           | 11        | Mengden.....               | 1         | 1909 Plank.....          | 275        | 1975 Blue.....            | 278          |
| 1963 Drabowsky.....       | 9         | 2019 Fiers.....            | 1         | 1910 Coombs.....         | 353        | 1976 Blue.....            | 298          |
| Pena.....                 | 9         | <b>Saves</b>               |           | 1911 Coombs.....         | 337        | 1977 Blue.....            | 279.2        |
| 1964 Pena.....            | 5         | 1969 Fingers.....          | 12        | 1912 Coombs.....         | 262        | 1978 Keough.....          | 197.1        |
| 1965 Segui.....           | 5         | 1970 Grant.....            | 24        | 1913 Bender.....         | 237        | 1979 Langford.....        | 219.0        |
| 1966 Nash.....            | 5         | <b>1971 Fingers.....</b>   | <b>17</b> | 1914 Shawkey.....        | 237        | <b>1980 Langford.....</b> | <b>290.0</b> |
| 1967 Hunter.....          | 13        | 1972 Fingers.....          | 21        | 1915 Wyckoff.....        | 276        | 1981 Langford.....        | 195.1        |
| 1968 Nash.....            | 12        | 1973 Fingers.....          | 22        | 1916 Myers.....          | 315        | 1982 Langford.....        | 237.1        |
| 1969 Dobson.....          | 11        | 1974 Fingers.....          | 18        | 1917 Bush.....           | 233        | 1983 Codiroli.....        | 205.2        |
| 1970 Dobson.....          | 13        | 1975 Fingers.....          | 24        | <b>1918 Perry.....</b>   | <b>332</b> | 1984 Burris.....          | 211.2        |
| 1971 Blue.....            | 24        | 1976 Fingers.....          | 20        | 1919 Naylor.....         | 205        | 1985 Codiroli.....        | 226.0        |
| 1972 Holtzman.....        | 16        | 1977 Bair.....             | 7         | 1920 Perry.....          | 264        | 1986 Young.....           | 198.0        |
| Hunter.....               | 16        | Lacey.....                 | 7         | 1921 Rommel.....         | 285        | 1987 Stewart.....         | 261.1        |
| 1973 Holtzman.....        | 16        | 1978 Sosa.....             | 14        | 1922 Rommel.....         | 294        | <b>1988 Stewart.....</b>  | <b>275.2</b> |
| 1974 Hunter.....          | 23        | 1979 Heaverlo.....         | 9         | 1923 Rommel.....         | 298        | 1989 Stewart.....         | 257.2        |
| 1975 Holtzman.....        | 13        | 1980 Lacey.....            | 6         | 1924 Rommel.....         | 278        | <b>1990 Stewart.....</b>  | <b>267.0</b> |
| Blue.....                 | 13        | 1981 Beard.....            | 3         | 1925 Rommel.....         | 261        | 1991 Stewart.....         | 226.0        |
| 1976 Blue.....            | 20        | Jones.....                 | 3         | 1926 Grove.....          | 258        | 1992 Moore.....           | 223.0        |
| 1977 Blue.....            | 16        | 1982 Beard.....            | 11        | 1927 Grove.....          | 262        | 1993 Witt.....            | 220.0        |
| 1978 Johnson.....         | 7         | 1983 Beard.....            | 10        | 1928 Grove.....          | 262        | 1994 Darling.....         | 160.0        |
| 1979 Langford.....        | 14        | 1984 Caudill.....          | 36        | 1929 Grove.....          | 275        | 1995 Stottlemire.....     | 209.2        |
| <b>1980 Langford.....</b> | <b>28</b> | 1985 Howell.....           | 29        | 1930 Earnshaw.....       | 296        | 1996 Wengert.....         | 161.1        |
| <b>1981 Langford.....</b> | <b>18</b> | 1986 Howell.....           | 16        | <b>1931 Walberg.....</b> | <b>291</b> | 1997 Wengert.....         | 134.0        |
| 1982 Langford.....        | 15        | 1987 Eckersley.....        | 16        | 1932 Grove.....          | 292        | 1998 Rogers.....          | 238.2        |
| 1983 Codiroli.....        | 7         | Howell.....                | 16        | 1933 Grove.....          | 275        | 1999 Heredia.....         | 200.1        |
| 1984 Burris.....          | 5         | <b>1988 Eckersley.....</b> | <b>45</b> | 1934 Marcum.....         | 232        | 2000 Hudson.....          | 202.1        |
| 1985 Codiroli.....        | 4         | 1989 Eckersley.....        | 33        | 1935 Marcum.....         | 243        | 2001 Hudson.....          | 235.0        |
| 1986 Andujar.....         | 7         | 1990 Eckersley.....        | 48        | 1936 Kelley.....         | 235        | 2002 Hudson.....          | 238.1        |
| 1987 Stewart.....         | 8         | 1991 Eckersley.....        | 43        | 1937 Caster.....         | 232        | 2003 Hudson.....          | 240.0        |
| <b>1988 Stewart.....</b>  | <b>14</b> | <b>1992 Eckersley.....</b> | <b>51</b> | 1938 Caster.....         | 281        | 2004 Mulder.....          | 225.2        |
| 1989 Stewart.....         | 8         | 1993 Eckersley.....        | 36        | 1939 Nelson.....         | 198        | 2005 Zito.....            | 228.1        |
| <b>1990 Stewart.....</b>  | <b>11</b> | 1994 Eckersley.....        | 19        | 1940 Babich.....         | 229        | 2006 Haren.....           | 223.0        |
| 1991 Welch.....           | 7         | 1995 Eckersley.....        | 29        | 1941 Marchildon.....     | 204        | 2007 Blanton.....         | 230.0        |
| 1992 Darling.....         | 4         | 1996 Taylor.....           | 17        | 1942 Marchildon.....     | 244        | 2008 Smith.....           | 190.1        |
| 1993 Witt.....            | 5         | 1997 Taylor.....           | 23        | 1943 Flores.....         | 231        | 2009 Cahill.....          | 178.2        |
| 1994 Witt.....            | 5         | 1998 Taylor.....           | 33        | 1944 Newsom.....         | 265        | 2010 Gonzalez.....        | 200.2        |
| 1995 Ontiveros.....       | 2         | 1999 Taylor.....           | 26        | 1945 Newsom.....         | 257        | 2011 Cahill.....          | 207.2        |
| Stottlemire.....          | 2         | 2000 Isringhausen.....     | 33        | 1946 Marchildon.....     | 227        | 2012 Milone.....          | 190.0        |
| 1996 Prieto.....          | 2         | 2001 Isringhausen.....     | 34        | 1947 Marchildon.....     | 277        | 2013 Griffin.....         | 200.0        |
| 1997 Oquist.....          | 1         | 2002 Koch.....             | 44        | 1948 Marchildon.....     | 226        | 2014 Gray.....            | 219.0        |
| Wengert.....              | 1         |                            |           |                          |            | 2015 Gray.....            | 208.0        |

## Athletics Year-By-Year Pitching Leaders, continued

|      |               |       |
|------|---------------|-------|
| 2016 | Graveman..... | 186.0 |
| 2017 | Manaea.....   | 158.2 |
| 2018 | Manaea.....   | 160.2 |
| 2019 | Fiers.....    | 184.2 |

### Strikeouts

|      |                   |     |
|------|-------------------|-----|
| 1901 | Fraser.....       | 110 |
| 1902 | Waddell.....      | 210 |
| 1903 | Waddell.....      | 302 |
| 1904 | Waddell.....      | 349 |
| 1905 | Waddell.....      | 287 |
| 1906 | Waddell.....      | 296 |
| 1907 | Waddell.....      | 232 |
| 1908 | Dygart.....       | 164 |
| 1909 | Bender.....       | 161 |
| 1910 | Coombs.....       | 224 |
| 1911 | Coombs.....       | 185 |
| 1912 | Coombs.....       | 150 |
| 1913 | Plank.....        | 121 |
| 1914 | Plank.....        | 110 |
| 1915 | Wyckoff.....      | 157 |
| 1916 | Myers.....        | 182 |
| 1917 | Bush.....         | 121 |
| 1918 | Perry.....        | 81  |
| 1919 | Kinney.....       | 97  |
| 1920 | Naylor.....       | 90  |
| 1921 | Harriss.....      | 92  |
| 1922 | Harriss.....      | 102 |
| 1923 | Harriss.....      | 89  |
| 1924 | Rommel.....       | 72  |
| 1925 | Grove.....        | 116 |
| 1926 | Grove.....        | 194 |
| 1927 | Grove.....        | 174 |
| 1928 | Grove.....        | 183 |
| 1929 | Grove.....        | 170 |
| 1930 | Grove.....        | 209 |
| 1931 | Grove.....        | 175 |
| 1932 | Grove.....        | 188 |
| 1933 | Grove.....        | 114 |
| 1934 | Marcum.....       | 92  |
| 1935 | Marcum.....       | 99  |
| 1936 | Kelley.....       | 82  |
| 1937 | Caster.....       | 100 |
| 1938 | Caster.....       | 112 |
| 1939 | Nelson.....       | 75  |
| 1940 | Babich.....       | 94  |
| 1941 | Marchildon.....   | 74  |
| 1942 | Marchildon.....   | 110 |
| 1943 | Flores.....       | 113 |
| 1944 | Newsom.....       | 142 |
| 1945 | Newsom.....       | 127 |
| 1946 | Marchildon.....   | 96  |
| 1947 | Marchildon.....   | 128 |
| 1948 | Brissie.....      | 127 |
| 1949 | Brissie.....      | 118 |
| 1950 | Brissie.....      | 101 |
| 1951 | Kellner.....      | 94  |
| 1952 | Shantz.....       | 152 |
| 1953 | Byrd.....         | 122 |
| 1954 | Portocarrero..... | 132 |
| 1955 | Ditmar.....       | 79  |
| 1956 | Ditmar.....       | 126 |
| 1957 | Terry.....        | 80  |
| 1958 | Terry.....        | 134 |

|      |                   |     |
|------|-------------------|-----|
| 1959 | Daley.....        | 125 |
| 1960 | Daley.....        | 126 |
| 1961 | Archer.....       | 110 |
| 1962 | Rakow.....        | 159 |
| 1963 | Pena.....         | 128 |
| 1964 | Pena.....         | 184 |
| 1965 | Segui.....        | 119 |
| 1966 | Hunter.....       | 103 |
| 1967 | Hunter.....       | 196 |
| 1968 | Hunter.....       | 172 |
| 1969 | Odom.....         | 150 |
|      | Hunter.....       | 150 |
| 1970 | Hunter.....       | 178 |
| 1971 | Blue.....         | 301 |
| 1972 | Hunter.....       | 191 |
| 1973 | Blue.....         | 158 |
| 1974 | Blue.....         | 174 |
| 1975 | Blue.....         | 189 |
| 1976 | Blue.....         | 166 |
| 1977 | Blue.....         | 157 |
| 1978 | Keough.....       | 108 |
| 1979 | Langford.....     | 101 |
| 1980 | Norris.....       | 180 |
| 1981 | McCatty.....      | 91  |
| 1982 | Norris.....       | 83  |
| 1983 | Conroy.....       | 112 |
| 1984 | Burris.....       | 93  |
| 1985 | Codioli.....      | 111 |
| 1986 | Rijo.....         | 176 |
| 1987 | Stewart.....      | 205 |
| 1988 | Stewart.....      | 192 |
| 1989 | Moore.....        | 172 |
| 1990 | Stewart.....      | 166 |
| 1991 | Moore.....        | 153 |
| 1992 | Stewart.....      | 130 |
| 1993 | Witt.....         | 131 |
| 1994 | Witt.....         | 111 |
| 1995 | Stottlemeyer..... | 205 |
| 1996 | Reyes.....        | 78  |
| 1997 | Karsay.....       | 92  |
| 1998 | Rogers.....       | 138 |
| 1999 | Hudson.....       | 132 |
| 2000 | Hudson.....       | 169 |
| 2001 | Zito.....         | 205 |
| 2002 | Zito.....         | 182 |
| 2003 | Hudson.....       | 162 |
| 2004 | Harden.....       | 167 |
| 2005 | Zito.....         | 171 |
| 2006 | Haren.....        | 176 |
| 2007 | Haren.....        | 192 |
| 2008 | Eveland.....      | 118 |
| 2009 | Anderson.....     | 150 |
| 2010 | Gonzalez.....     | 171 |
| 2011 | Gonzalez.....     | 197 |
| 2012 | Parker.....       | 140 |
| 2013 | Griffin.....      | 171 |
| 2014 | Gray.....         | 183 |
| 2015 | Gray.....         | 169 |
| 2016 | Manaea.....       | 124 |
| 2017 | Manaea.....       | 140 |
| 2018 | Manaea.....       | 108 |
| 2019 | Bassitt.....      | 141 |

### Walks

|      |                   |     |
|------|-------------------|-----|
| 1901 | Fraser.....       | 132 |
| 1902 | Husting.....      | 91  |
| 1903 | Waddell.....      | 85  |
| 1904 | Waddell.....      | 91  |
| 1905 | Waddell.....      | 90  |
|      | Bender.....       | 90  |
| 1906 | Waddell.....      | 92  |
| 1907 | Plank.....        | 85  |
|      | Dygart.....       | 85  |
| 1908 | Dygart.....       | 97  |
| 1909 | Coombs.....       | 73  |
| 1910 | Morgan.....       | 117 |
| 1911 | Coombs.....       | 119 |
| 1912 | Coombs.....       | 94  |
| 1913 | Houck.....        | 122 |
| 1914 | Wyckoff.....      | 103 |
| 1915 | Wyckoff.....      | 165 |
| 1916 | Myers.....        | 168 |
| 1917 | Bush.....         | 111 |
| 1918 | Perry.....        | 111 |
| 1919 | Kinney.....       | 91  |
| 1920 | Naylor.....       | 86  |
| 1921 | Moore.....        | 122 |
| 1922 | Harriss.....      | 94  |
| 1923 | Rommel.....       | 108 |
| 1924 | Rommel.....       | 94  |
| 1925 | Grove.....        | 131 |
| 1926 | Grove.....        | 101 |
| 1927 | Walberg.....      | 91  |
| 1928 | Earnshaw.....     | 100 |
| 1929 | Earnshaw.....     | 125 |
| 1930 | Earnshaw.....     | 139 |
| 1931 | Walberg.....      | 109 |
| 1932 | Walberg.....      | 103 |
| 1933 | Cain.....         | 137 |
| 1934 | Cain.....         | 128 |
| 1935 | Dietrich.....     | 101 |
| 1936 | Rhodes.....       | 102 |
| 1937 | Caster.....       | 107 |
| 1938 | Caster.....       | 117 |
| 1939 | Ross.....         | 95  |
| 1940 | Babich.....       | 80  |
| 1941 | Marchildon.....   | 118 |
| 1942 | Marchildon.....   | 140 |
| 1943 | Black.....        | 110 |
| 1944 | Newsom.....       | 82  |
| 1945 | Newsom.....       | 103 |
| 1946 | Marchildon.....   | 114 |
| 1947 | Marchildon.....   | 141 |
| 1948 | Marchildon.....   | 131 |
| 1949 | Kellner.....      | 129 |
| 1950 | Brissie.....      | 117 |
| 1951 | Kellner.....      | 93  |
| 1952 | Byrd.....         | 98  |
| 1953 | Byrd.....         | 115 |
| 1954 | Portocarrero..... | 114 |
| 1955 | Ditmar.....       | 86  |
| 1956 | Ditmar.....       | 108 |
| 1957 | Trucks.....       | 62  |
| 1958 | Garver.....       | 66  |
| 1959 | Daley.....        | 62  |
|      | Herbert.....      | 62  |
| 1960 | Daley.....        | 96  |

|      |                   |     |
|------|-------------------|-----|
| 1961 | Walker.....       | 96  |
| 1962 | Pfister.....      | 106 |
| 1963 | Wickersham.....   | 79  |
| 1964 | Segui.....        | 94  |
| 1965 | Talbot.....       | 86  |
| 1966 | Hunter.....       | 64  |
| 1967 | Nash.....         | 87  |
| 1968 | Odom.....         | 98  |
| 1969 | Odom.....         | 112 |
| 1970 | Odom.....         | 100 |
| 1971 | Blue.....         | 88  |
| 1972 | Odom.....         | 87  |
| 1973 | Blue.....         | 105 |
| 1974 | Blue.....         | 98  |
| 1975 | Holtzman.....     | 108 |
| 1976 | Torrez.....       | 87  |
| 1977 | Blue.....         | 86  |
| 1978 | Keough.....       | 85  |
| 1979 | Norris.....       | 94  |
| 1980 | McCatty.....      | 99  |
| 1981 | Norris.....       | 63  |
| 1982 | Keough.....       | 101 |
| 1983 | Conroy.....       | 98  |
| 1984 | Burris.....       | 90  |
| 1985 | Birtas.....       | 91  |
| 1986 | Rijo.....         | 108 |
| 1987 | Stewart.....      | 105 |
| 1988 | Stewart.....      | 110 |
| 1989 | Moore.....        | 83  |
| 1990 | Moore.....        | 84  |
| 1991 | Moore.....        | 105 |
|      | Stewart.....      | 105 |
| 1992 | Moore.....        | 103 |
| 1993 | Witt.....         | 91  |
| 1994 | Van Poppel.....   | 89  |
| 1995 | Stottlemeyer..... | 80  |
| 1996 | Johns.....        | 69  |
| 1997 | Prieto.....       | 70  |
| 1998 | Haynes.....       | 88  |
| 1999 | Haynes.....       | 80  |
| 2000 | Appier.....       | 102 |
| 2001 | Zito.....         | 80  |
| 2002 | Zito.....         | 78  |
| 2003 | Zito.....         | 88  |
| 2004 | Mulder.....       | 83  |
| 2005 | Zito.....         | 89  |
| 2006 | Zito.....         | 99  |
| 2007 | Gaudin.....       | 100 |
| 2008 | Smith.....        | 87  |
| 2009 | Cahill.....       | 72  |
| 2010 | Gonzalez.....     | 92  |
| 2011 | Gonzalez.....     | 91  |
| 2012 | Parker.....       | 63  |
| 2013 | Parker.....       | 63  |
| 2014 | Gray.....         | 74  |
| 2015 | Gray.....         | 59  |
| 2016 | Graveman.....     | 47  |
| 2017 | Manaea.....       | 55  |
| 2018 | Cahill.....       | 41  |
| 2019 | Fiers.....        | 53  |

**Bold denotes tied or led league**

# ATHLETICS HOME RUN HISTORY

## 25 OR MORE HOME RUNS IN A SEASON

| NO. | PLAYER              | YEAR        | NO. | PLAYER               | YEAR        | NO. | PLAYER                  | YEAR        |
|-----|---------------------|-------------|-----|----------------------|-------------|-----|-------------------------|-------------|
| 58  | Jimmie Foxx         | 1932        | 34  | Al Simmons           | 1929        | 28  | Bob Johnson             | 1935        |
| 52  | Mark McGwire        | 1996        |     | Bob Johnson          | 1934        |     | Jim Gentile             | 1964        |
| 49  | Mark McGwire        | 1987        |     | Rocky Colavito       | 1964        |     | Tony Armas              | 1982        |
| 48  | Jimmie Foxx         | 1933        |     | Mark McGwire         | 1997        |     | Rickey Henderson        | 1990        |
|     | <b>Khris Davis</b>  | <b>2018</b> |     | Eric Chavez          | 2002        |     | Ben Griever             | 1999        |
| 47  | Reggie Jackson      | 1969        |     | Miguel Tejada        | 2002        | 27  | Joe Hauser              | 1924        |
| 44  | Jimmie Foxx         | 1934        | 33  | Jimmie Foxx          | 1929        |     | Gus Zernial             | 1957        |
|     | Jose Canseco        | 1991        |     | Gus Zernial          | 1951        |     | Don Mincher             | 1970        |
| 43  | Jason Giambi        | 2000        |     | Dwayne Murphy        | 1984        |     | Sal Bando               | 1976        |
|     | <b>Khris Davis</b>  | <b>2017</b> |     | Jose Canseco         | 1986        |     | Dwayne Murphy           | 1982        |
| 42  | Gus Zernial         | 1953        |     | Mark McGwire         | 1989        |     | Matt Stairs             | 1997        |
|     | Jose Canseco        | 1988        |     | Jason Giambi         | 1999        |     | Jason Giambi            | 1998        |
|     | Mark McGwire        | 1992        |     | Jack Cust            | 2008        |     | Ben Griever             | 2000        |
|     | <b>Khris Davis</b>  | <b>2016</b> |     | <b>Marcus Semien</b> | <b>2019</b> |     | Miguel Tejada           | 2003        |
| 39  | Mark McGwire        | 1990        | 32  | Reggie Jackson       | 1971        |     | Eric Chavez             | 2005        |
|     | Mark McGwire        | 1995        |     | Reggie Jackson       | 1973        |     | <b>Marcus Semien</b>    | <b>2016</b> |
|     | Frank Thomas        | 2006        |     | Mark McGwire         | 1988        |     | <b>Stephen Piscotty</b> | <b>2018</b> |
| 38  | Bob Cerv            | 1958        |     | Eric Chavez          | 2001        | 26  | Mike Epstein            | 1972        |
|     | Matt Stairs         | 1999        |     | Josh Reddick         | 2012        |     | Gene Tenace             | 1974        |
|     | Jason Giambi        | 2001        | 31  | Bob Johnson          | 1940        |     | Matt Stairs             | 1998        |
| 37  | Tilly Walker        | 1922        |     | Sal Bando            | 1969        |     | Eric Chavez             | 2000        |
|     | Jimmie Foxx         | 1930        |     | Jose Canseco         | 1987        |     | Jack Cust               | 2007        |
|     | Jose Canseco        | 1990        |     | Miguel Tejada        | 2001        |     | Yoenis Cespedes         | 2013        |
| 36  | Al Simmons          | 1930        | 30  | Jimmie Foxx          | 1931        |     | <b>Mark Canha</b>       | <b>2019</b> |
|     | Jimmie Foxx         | 1935        |     | Bob Johnson          | 1938        | 25  | Bob Johnson             | 1936        |
|     | Reggie Jackson      | 1975        |     | Gus Zernial          | 1955        |     | Bob Johnson             | 1937        |
|     | Geronimo Berroa     | 1996        |     | Dave Kingman         | 1985        |     | Wally Moses             | 1937        |
|     | <b>Matt Chapman</b> | <b>2019</b> |     | Miguel Tejada        | 2000        |     | Sam Chapman             | 1941        |
|     | <b>Matt Olson</b>   | <b>2019</b> |     | Brandon Moss         | 2013        |     | Norm Siebern            | 1962        |
| 35  | Al Simmons          | 1932        | 29  | Gus Zernial          | 1952        |     | Reggie Jackson          | 1972        |
|     | Tony Armas          | 1980        |     | Reggie Jackson       | 1968        |     | Dave Henderson          | 1991        |
|     | Dave Kingman        | 1984        |     | Sal Bando            | 1973        |     | Jack Cust               | 2009        |
|     | Dave Kingman        | 1986        |     | Reggie Jackson       | 1974        |     | Brandon Moss            | 2014        |
|     | Terry Steinbach     | 1996        |     | Gene Tenace          | 1975        |     | Ryon Healy              | 2017        |
|     | John Jaha           | 1999        |     | Eric Chavez          | 2003        |     | Matt Joyce              | 2017        |
|     | Nick Swisher        | 2006        |     | Eric Chavez          | 2004        |     |                         |             |
|     |                     |             |     | Josh Willingham      | 2011        |     |                         |             |
|     |                     |             |     | Josh Donaldson       | 2014        |     |                         |             |
|     |                     |             |     | <b>Matt Olson</b>    | <b>2018</b> |     |                         |             |

RECORDS

## MILESTONE HOME RUNS

### Franchise

|        |                 |                |
|--------|-----------------|----------------|
| 1      | Lave Cross      | Apr. 30, 1901  |
| 1,000  | Mickey Cochrane | May 15, 1927   |
| 2,000  | Jimmie Foxx     | June 21, 1935  |
| 3,000  | Sam Chapman     | Sept. 30, 1949 |
| 4,000  | Hector Lopez    | Aug. 17, 1958  |
| 5,000  | Jim Nash        | May 22, 1968   |
| 6,000  | Gene Tenace     | May 25, 1975   |
| 7,000  | Carney Lansford | July 3, 1983   |
| 8,000  | Jose Canseco    | Sept. 2, 1989  |
| 9,000  | Mark McGwire    | May 28, 1996   |
| 10,000 | Miguel Tejada   | Apr. 14, 2001  |
| 11,000 | Bobby Kielty    | June 15, 2006  |
| 12,000 | Brandon Moss    | June 5, 2013   |
| 13,000 | Jonathan Lucroy | Aug. 25, 2018  |

### Oakland

|       |                     |                |
|-------|---------------------|----------------|
| 1     | Reggie Jackson      | Apr. 10, 1968  |
| 1,000 | Claudell Washington | May 6, 1975    |
| 2,000 | Rickey Henderson    | June 5, 1983   |
| 3,000 | Dave Parker         | Aug. 13, 1989  |
| 4,000 | Jason Giambi        | May 17, 1996   |
| 5,000 | Jason Giambi        | Sept. 24, 2000 |
| 6,000 | Bobby Crosby        | May 31, 2006   |
| 7,000 | Brandon Moss        | May 13, 2013   |
| 8,000 | Marcus Semien       | Aug. 11, 2018  |

**HOME RUN LEADERS BY POSITION**

**Franchise – Career**

|    |                              |     |
|----|------------------------------|-----|
| P  | John Odom (1964-75)          | 12  |
| C  | Terry Steinbach (1986-96)    | 116 |
| 1B | Mark McGwire (1986-97)       | 349 |
| 2B | Mark Ellis (2002-11)         | 84  |
| 3B | Eric Chavez (1998-10)        | 223 |
| SS | Miguel Tejada (1997-03)      | 156 |
| LF | Bob Johnson (1933-42)        | 201 |
| CF | Dwayne Murphy (1978-87)      | 152 |
| RF | Reggie Jackson (1967-75; 87) | 225 |
| DH | Dave Kingman (1984-86)       | 98  |

**Franchise – Season**

|    |                            |           |
|----|----------------------------|-----------|
| P  | John Odom (1969)           | 5         |
| C  | Terry Steinbach (1996)     | 34        |
| 1B | Jimmie Foxx (1932)         | 51        |
| 2B | Mark Ellis (2007)          | 19        |
| 3B | <b>Matt Chapman (2019)</b> | <b>36</b> |
| SS | Miguel Tejada (2002)       | 34        |
| LF | Gus Zernial (1953)         | 41        |
| CF | Dwayne Murphy (1984)       | 33        |
| RF | Reggie Jackson (1969)      | 45        |
| DH | <b>Khrist Davis (2018)</b> | <b>46</b> |

**Oakland – Career**

|    |                                       |     |
|----|---------------------------------------|-----|
| P  | John Odom (1968-75)                   | 12  |
| C  | Terry Steinbach (1986-96)             | 116 |
| 1B | Mark McGwire (1986-97)                | 349 |
| 2B | Mark Ellis (2002-11)                  | 84  |
| 3B | Eric Chavez (1998-10)                 | 223 |
| SS | Miguel Tejada (1997-03)               | 156 |
| LF | Rickey Henderson (1979-84; 89-95; 98) | 156 |
| CF | Dwayne Murphy (1978-87)               | 152 |
| RF | Reggie Jackson (1968-75; 87)          | 225 |
| DH | Dave Kingman (1984-86)                | 98  |

**Oakland – Season**

|    |                            |           |
|----|----------------------------|-----------|
| P  | John Odom (1969)           | 5         |
| C  | Terry Steinbach (1996)     | 34        |
| 1B | Mark McGwire (1987)        | 48        |
| 2B | Mark Ellis (2007)          | 19        |
| 3B | <b>Matt Chapman (2019)</b> | <b>36</b> |
| SS | Miguel Tejada (2002)       | 34        |
| LF | <b>Khrist Davis (2017)</b> | <b>34</b> |
| CF | Dwayne Murphy (1984)       | 33        |
| RF | Reggie Jackson (1969)      | 45        |
| DH | <b>Khrist Davis (2018)</b> | <b>46</b> |

**GRAND SLAM LEADERS**

**Franchise – Career**

|    |                              |   |
|----|------------------------------|---|
| 1. | Jimmie Foxx (1925-35)        | 9 |
|    | Sam Chapman (1938-41, 45-51) | 9 |
|    | Gus Zernial (1951-57)        | 9 |
|    | Mark McGwire (1986-97)       | 9 |
| 5. | Bob Johnson (1933-42)        | 8 |
|    | Terry Steinbach (1986-96)    | 8 |
|    | Jason Giambi (1995-01)       | 8 |
| 8. | Sal Bando (1966-76)          | 7 |
|    | Matt Stairs (1996-00)        | 7 |
|    | Miguel Tejada (1997-03)      | 7 |

**Franchise – Season**

|    |                      |   |
|----|----------------------|---|
| 1. | Jason Giambi (2000)  | 4 |
| 2. | Jimmie Foxx (1932)   | 3 |
|    | Jimmie Foxx (1934)   | 3 |
|    | Bob Johnson (1938)   | 3 |
|    | Gus Zernial (1952)   | 3 |
|    | Gene Tenace (1974)   | 3 |
|    | Dave Kingman (1984)  | 3 |
|    | Ben Grieve (2000)    | 3 |
|    | Miguel Tejada (2001) | 3 |
|    | Brandon Moss (2014)  | 3 |

**Oakland – Career**

|    |                            |   |
|----|----------------------------|---|
| 1. | Mark McGwire (1986-97)     | 9 |
| 2. | Terry Steinbach (1986-96)  | 8 |
|    | Jason Giambi (1995-01; 09) | 8 |
| 4. | Sal Bando (1968-76)        | 7 |
|    | Matt Stairs (1996-00)      | 7 |
|    | Miguel Tejada (1997-03)    | 7 |
| 7. | Gene Tenace (1969-76)      | 6 |
| 8. | Joe Rudi (1968-76; 82)     | 5 |
|    | Dave Kingman (1984-86)     | 5 |
|    | Eric Chavez (1998-10)      | 5 |

**Oakland – Season**

|    |   |          |
|----|---|----------|
| 1. | Jason Giambi (2000)                         | 4        |
| 2. | Gene Tenace (1974)                          | 3        |
|    | Dave Kingman (1984)                         | 3        |
|    | Ben Grieve (2000)                           | 3        |
|    | Miguel Tejada (2001)                        | 3        |
|    | Brandon Moss (2014)                         | 3        |
| 7. | 27 times; last: <b>Marcus Semien (2017)</b> | <b>2</b> |

**INSIDE-THE-PARK HOME RUN LEADERS**

**Franchise – Career**

|    |                              |    |
|----|------------------------------|----|
| 1. | Danny Murphy (1902-13)       | 23 |
| 2. | Harry Davis (1901-11; 13-17) | 11 |
| 3. | Topsy Hartzel (1902-11)      | 11 |
|    | Stuffy McInnis (1909-17)     | 10 |
| 5. | Rube Oldring (1906-18)       | 9  |

**Franchise – Season**

|    |                                       |   |
|----|---------------------------------------|---|
| 1. | Danny Murphy (1911)                   | 5 |
| 2. | four times; last: Danny Murphy (1910) | 4 |

**Oakland – Career**

|    |                              |   |
|----|------------------------------|---|
| 1. | Reggie Jackson (1968-75; 87) | 4 |
| 2. | 18 times                     | 1 |

**Oakland – Season**

|    |                                     |   |
|----|-------------------------------------|---|
| 1. | Reggie Jackson (1968)               | 2 |
| 2. | 20 times; last: Nick Swisher (2006) | 1 |

## PINCH HIT HOME RUN LEADERS

### Franchise – Career

|     |                           |   |
|-----|---------------------------|---|
| 1.  | Gus Zernial (1951-57)     | 5 |
|     | Jeff Burroughs (1982-84)  | 5 |
|     | Mark McGwire (1986-97)    | 5 |
|     | Terry Steinbach (1986-96) | 5 |
|     | Mike Aldrete (1993-95)    | 5 |
| 6.  | George Alusik (1962-64)   | 4 |
|     | Matt Stairs (1996-00)     | 4 |
|     | Olmedo Saenz (1999-02)    | 4 |
|     | Derek Norris (2012-14)    | 4 |
| 10. | 12 players tied           | 3 |

### Franchise – Season

|    |   |   |
|----|---|---|
| 1. | Jeff Burroughs (1982)                     | 4 |
| 2. | Allie Clark (1952)                        | 3 |
|    | Kite Thomas (1952)                        | 3 |
|    | Bob Cerv (1957)                           | 3 |
|    | Frank Fernandez (1970)                    | 3 |
|    | Rich McKinney (1977)                      | 3 |
|    | Jeff Newman (1978)                        | 3 |
|    | Derek Norris (2013)                       | 3 |
| 9. | 22 times, last: <b>Chad Pinder (2019)</b> | 2 |

## LEAD OFF HOME RUN LEADERS

### Franchise – Career

|    |                                       |    |
|----|---------------------------------------|----|
| 1. | Rickey Henderson (1979-84; 89-95; 98) | 43 |
| 2. | Eddie Joost (1947-54)                 | 19 |
| 3. | Coco Crisp (2010-16)                  | 15 |
| 4. | Bert Campaneris (1964-76)             | 13 |
| 5. | Max Bishop (1924-33)                  | 9  |
| 6. | Wally Moses (1935-41; 49-51)          | 9  |
| 7. | Topsy Hartsel (1902-11)               | 6  |
|    | <b>Marcus Semien (2015-19)</b>        | 6  |
| 9. | four players tied                     | 5  |

### Franchise – Season

|    |  |   |
|----|--|---|
| 1. | Rickey Henderson (1993)                        | 7 |
| 2. | Eddie Joost (1948)                             | 6 |
|    | Bert Campaneris (1970)                         | 6 |
| 4. | Rickey Henderson (1990)                        | 5 |
|    | Rickey Henderson (1991)                        | 5 |
|    | Rickey Henderson (1992)                        | 5 |
|    | Coco Crisp (2013)                              | 5 |
| 8. | eight times, last: <b>Marcus Semien (2019)</b> | 4 |

## GAME ENDING HOME RUN LEADERS

### Franchise – Career

|    |                                       |   |
|----|---------------------------------------|---|
| 1. | Reggie Jackson (1967-75; 87)          | 5 |
|    | Rickey Henderson (1979-84; 89-95; 98) | 5 |
|    | Matt Stairs (1996-00)                 | 5 |
| 4. | Jimmie Foxx (1925-35)                 | 4 |
|    | Al Simmons (1924-32; 40-41; 44)       | 4 |
|    | Dwayne Murphy (1978-87)               | 4 |
|    | Josh Donaldson (2010, 12-14)          | 4 |
|    | <b>Khrist Davis (2016-19)</b>         | 4 |
| 9. | 15 players tied                       | 3 |

### Franchise – Season

|    |  |   |
|----|--|---|
| 1. | Reggie Jackson (1971)                      | 3 |
|    | Dave Kingman (1986)                        | 3 |
|    | Matt Stairs (1999)                         | 3 |
|    | Josh Donaldson (2014)                      | 3 |
| 5. | 13 times, last: <b>Matt Chapman (2019)</b> | 2 |

### Oakland – Career

|    |                           |   |
|----|---------------------------|---|
| 1. | Jeff Burroughs (1982-84)  | 5 |
|    | Mark McGwire (1986-87)    | 5 |
|    | Terry Steinbach (1986-96) | 5 |
|    | Mike Aldrete (1993-95)    | 5 |
| 5. | Matt Stairs (1996-00)     | 4 |
|    | Olmedo Saenz (1999-02)    | 4 |
|    | Derek Norris (2012-14)    | 4 |
| 8. | seven players tied        | 3 |

### Oakland – Season

|    |   |   |
|----|---|---|
| 1. | Jeff Burroughs (1982)                     | 4 |
| 2. | Frank Fernandez (1970)                    | 3 |
|    | Rich McKinney (1977)                      | 3 |
|    | Jeff Newman (1978)                        | 3 |
|    | Derek Norris (2013)                       | 3 |
| 6. | 12 times; last: <b>Chad Pinder (2019)</b> | 2 |

### Oakland – Career

|    |                                       |    |
|----|---------------------------------------|----|
| 1. | Rickey Henderson (1979-84; 89-95; 98) | 43 |
| 2. | Coco Crisp (2010-16)                  | 15 |
| 3. | Bert Campaneris (1968-76)             | 10 |
| 4. | <b>Marcus Semien (2015-19)</b>        | 6  |
| 5. | Mark Kotsay (2004-07)                 | 5  |
|    | Matt Joyce (2017-18)                  | 5  |
| 7. | Eric Byrnes (2000-04)                 | 4  |
|    | Tony Phillips (1982-89; 99)           | 4  |
| 9. | Scott Brosius (1991-97)               | 3  |
|    | Mark Ellis (2002-11)                  | 3  |

### Oakland – Season

|    |   |   |
|----|---|---|
| 1. | Rickey Henderson (1993)                       | 7 |
| 2. | Bert Campaneris (1970)                        | 6 |
| 3. | Rickey Henderson (1990)                       | 5 |
|    | Rickey Henderson (1991)                       | 5 |
|    | Rickey Henderson (1992)                       | 5 |
|    | Coco Crisp (2013)                             | 5 |
| 7. | five times, last: <b>Marcus Semien (2019)</b> | 4 |

### Oakland – Career

|    |                                       |   |
|----|---------------------------------------|---|
| 1. | Reggie Jackson (1968-75; 87)          | 5 |
|    | Rickey Henderson (1979-84; 89-95; 98) | 5 |
|    | Matt Stairs (1996-00)                 | 5 |
| 4. | Dwayne Murphy (1978-87)               | 4 |
|    | Josh Donaldson (2010, 12-14)          | 4 |
|    | <b>Khrist Davis (2016-19)</b>         | 4 |
| 7. | nine players tied                     | 3 |

### Oakland – Season

|    |  |   |
|----|--|---|
| 1. | Reggie Jackson (1971)                      | 3 |
|    | Dave Kingman (1986)                        | 3 |
|    | Matt Stairs (1999)                         | 3 |
|    | Josh Donaldson (2014)                      | 3 |
| 5. | 11 times; last: <b>Matt Chapman (2019)</b> | 2 |

## Athletics Home Run History, continued

### ATHLETICS GAMES OF SIX OR MORE HOME RUNS

| No. | Opponent      | H/A | Date           | Hitters   |
|-----|---------------|-----|----------------|---|
| 8   | California    | A   | June 27, 1996  | Berroa, Brosius 2, Giambi, Herrera, McGwire, Steinbach, Young |
| 7   | Cleveland (2) | A   | July 6, 1990   | Canseco, R. Henderson 2, Lansford, McGwire 2, Quirk           |
| 7   | Detroit       | H   | June 3, 1921   | Dugan, Dykes 2, Perkins, Walker, Welch 2                      |
| 6   | Houston       | A   | Sept. 10, 2019 | Murphy 2, Olson 2, Davis, Semien                              |
| 6   | Seattle       | H   | July 17, 2019  | Canha 2, Profar 2, Laureano, Pinder                           |
| 6   | Baltimore     | H   | June 18, 2019  | Davis, Grossman, Laureano, Pinder, Piscotty, Taylor           |
| 6   | Arizona       | A   | June 17, 2008  | Ellis 2, Chavez, Crosby, Davis, Suzuki                        |
| 6   | Kansas City   | A   | May 10, 2007   | Chavez, Cust 2, Johnson 2, Putnam                             |
| 6   | Anaheim       | H   | Sept. 11, 2003 | Byrnes, Chavez 2, Ellis, Hernandez, McMillon                  |
| 6   | Tampa Bay     | H   | Sept. 9, 2000  | Ja. Giambi 2, Grieve, Hernandez, Long, Tejada                 |
| 6   | Cleveland     | H   | Aug. 24, 1999  | Hinch, Jaha 2, Spiezio, Velarde 2                             |
| 6   | Toronto       | H   | Aug. 18, 1998  | Christenson, Giambi, Spiezio 2, Stairs 2                      |
| 6   | Boston        | H   | Aug. 21, 1997  | Bellhorn, Canseco, Giambi, McDonald, Spiezio, Young           |
| 6   | Minnesota     | H   | Aug. 3, 1991   | Baines, Canseco, D. Henderson 3, McGwire                      |
| 6   | Cleveland     | H   | July 18, 1980  | Armas 2, Essian, Murphy, Page 2                               |

### OPPONENT GAMES OF SIX OR MORE HOME RUNS

| No. | Opponent   | H/A | Date          | Hitters  |
|-----|------------|-----|---------------|--|
| 7   | Houston    | A   | Sept. 9, 2019 | Alvarez 2, Chirinos 2, Altuve, Brantley, Bregman |
| 7   | Seattle    | A   | Apr. 11, 1985 | Cowens, Bradley, Presley, Thomas 3, Henderson    |
| 6   | Minnesota  | A   | May 2, 2017   | Dozier 2, Buxton, Castro, Mauer, Sano            |
| 6   | Baltimore  | A   | May 8, 2016   | Alvarez, Machado 2, Rickard, Schoop, Trumbo      |
| 6   | Boston     | A   | Apr. 19, 1994 | Vaughn 2, Cooper, Naehring 2, Greenwell          |
| 6   | Minnesota  | H   | Aug. 15, 1993 | Brito 2, Puckett 2, Harper, Reboulet             |
| 6   | California | A   | Apr. 23, 1985 | Jackson 2, Narron, Schofield, Grich, DeCinces    |
| 6   | Seattle    | A   | Aug. 2, 1983  | Owen, D. Henderson 2, S. Henderson 2, Ramos      |
| 6   | Detroit    | H   | Aug. 17, 1969 | Northrup, Wert, Tresh, Kaline 2, Stanley         |

### MOST HOME RUNS, INNING – ATHLETICS

| No. | Opponent  | H/A | Date          | Hitters                              |
|-----|-----------|-----|---------------|--------------------------------------|
| 4   | Chicago   | H   | Apr. 27, 2002 | Hatteberg, Long, Pena, Menechino (3) |
| 4   | Tampa Bay | H   | Sept. 1, 1999 | Tejada, Chavez, Giambi, Jaha (4)     |
| 4   | Boston    | H   | Aug. 21, 1997 | Giambi, Young, McDonald, Canseco (3) |

### MOST HOME RUNS, INNING – OPPONENTS

| No. | Opponent  | H/A | Date           | Hitters   |
|-----|-----------|-----|----------------|---|
| 5   | Minnesota | A   | June 9, 1966   | Rollins, Versalles, Oliva, Mincher, Killebrew (7) |
| 4   | Seattle   | A   | Sept. 21, 1996 | Rodriguez, Griffey, Martinez, Sorrento (3)        |
| 4   | Minnesota | A   | May 16, 1983   | Mitchell, Gaetti, Hatcher, Engle (9)              |
| 4   | Minnesota | H   | May 2, 1964    | Oliva, Allison, Hall, Killebrew (11)              |
| 4   | Boston    | H   | Aug. 26, 1957  | Zauchin, Lepcio, Malzone, Piersall (7)            |
| 4   | Boston    | H   | Sept. 24, 1940 | Williams, Foxx, Cronin, Tabor (6)                 |

### CONSECUTIVE HOME RUNS - ATHLETICS

| No. | Opponent       | H/A | Date           | Hitters                         |
|-----|----------------|-----|----------------|---------------------------------|
| 3   | Texas          | H   | April 15, 2006 | Chavez, Thomas, Bradley         |
| 3   | Kansas City    | H   | June 23, 2000  | Velarde, Ja. Giambi, Grieve     |
| 3   | Kansas City    | A   | June 16, 2000  | Chavez, Tejada, Hernandez       |
| 3   | Cleveland      | A   | July 6, 1990   | R. Henderson, Lansford, Canseco |
| 3   | Cleveland      | A   | May 16, 1990   | Canseco, McGwire, Hassey        |
| 3   | Cleveland      | A   | June 3, 1980   | Revering, Page, Armas           |
| 3   | Kansas City    | H   | June 19, 1979  | Gross, Revering, Heath          |
| 3   | Minnesota (G1) | H   | June 22, 1969  | Kubiak, Jackson, Bando          |
| 3   | New York       | H   | Aug. 19, 1962  | Cimoli, Causey, Bryan           |
| 3   | St. Louis      | A   | July 17, 1934  | Johnson, Foxx, Higgins          |
| 3   | Cleveland      | H   | June 18, 1930  | Simmons, Foxx, Miller           |
| 3   | Washington     | H   | May 2, 1922    | Walker, Perkins, Miller         |

## CONSECUTIVE HOME RUNS - OPPONENTS

| No. | Opponent               | H/A | Date           | Hitters                           | Pitchers               |
|-----|------------------------|-----|----------------|-----------------------------------|------------------------|
| 4   | Minnesota              | H   | May 2, 1964    | Oliva, Allison, Hall, Killebrew   | Pfister (3), Handrahan |
| 3   | 17 times, most recent: |     |                |                                   |                        |
|     | Tampa Bay              | H   | May 29, 2018   | Cron, Wendle, Ramos               | Gossett                |
|     | Los Angeles            | H   | Sept. 18, 2008 | Morales, Napoli, Wood             | Foulke                 |
|     | Seattle                | A   | Sept. 21, 1996 | Rodriguez, Griffey, Martinez      | Telgheder              |
|     | Kansas City            | A   | Sept. 28, 1986 | Brett, White, Quirk               | Stewart                |
|     | Toronto                | A   | Apr. 26, 1984  | Upshaw, Bell, Barfield            | Warren                 |
|     | Seattle                | A   | Aug. 2, 1983   | S. Henderson, D. Henderson, Ramos | Krueger (2), Codiroli  |
|     | Milwaukee              | H   | June 5, 1982   | Young, Cooper, Oglivie            | Beard (2), Owchinko    |
|     | Baltimore              | A   | May 8, 1979    | Murray, May, Roenicke             | Todd                   |

## MOST HOME RUNS — ATHLETICS

| HR | Player                       | Date           |
|----|------------------------------|----------------|
| 3  | Joe Hauser at Cleveland      | Aug. 2, 1924   |
| 3  | Mickey Cochrane at St. Louis | May 21, 1925   |
| 3  | Jimmie Foxx at Cleveland     | July 10, 1932  |
| 3  | Al Simmons vs. Detroit       | July 15, 1932  |
| 3  | Jimmie Foxx vs. New York     | June 8, 1933   |
| 3  | Ed Coleman vs. Chicago       | Aug. 17, 1934  |
| 3  | Pinky Higgins vs. Boston     | June 27, 1935  |
| 3  | Sam Chapman vs. Boston       | Aug. 15, 1946  |
| 3  | Hector Lopez vs. Washington  | June 26, 1958  |
| 3  | Preston Ward vs. Baltimore   | Sept. 9, 1958  |
| 3  | Bob Cerv vs. Boston          | Aug. 20, 1959  |
| 3  | Manny Jimenez at Baltimore   | July 4, 1964   |
| 3  | Reggie Jackson vs. Seattle   | July 2, 1969   |
| 3  | Dave Kingman at Seattle      | April 16, 1984 |

| HR | Player                        | Date                |
|----|-------------------------------|---------------------|
| 3  | Mark McGwire at Cleveland     | June 27, 1987       |
| 3  | Jose Canseco at Toronto       | July 3, 1988        |
| 3  | Harold Baines vs. Baltimore   | May 7, 1991         |
| 3  | Dave Henderson vs. Minnesota  | Aug. 3, 1991        |
| 3  | Mark McGwire at Boston        | June 11, 1995       |
| 3  | Ernie Young vs. Minnesota     | May 10, 1996        |
| 3  | Geronimo Berroa at New York   | May 22, 1996        |
| 3  | Geronimo Berroa vs. Minnesota | Aug. 12, 1996       |
| 3  | Miguel Tejada vs. Los Angeles | June 11, 1999       |
| 3  | Miguel Tejada at Texas        | June 30, 2001       |
| 3  | Erubiel Durazo at Baltimore   | Aug. 18, 2004       |
| 3  | Josh Reddick at Toronto       | Aug. 9, 2013        |
| 3  | Danny Valencia at Tampa Bay   | May 15, 2016        |
| 3  | <b>Khris Davis vs. Texas</b>  | <b>May 17, 2016</b> |

## MOST HOME RUNS — OPPONENTS

| HR | Player                      | Date                 |
|----|-----------------------------|----------------------|
| 4  | Lou Gehrig, New York (AL)   | June 3, 1932         |
| 4  | Pat Seerey, Chicago (AL)    | July 18, 1948 (G#1)  |
| 4  | Babe Ruth, New York (AL)    | May 21, 1930 (G#1)   |
| 3  | Lou Gehrig, New York (AL)   | May 22, 1930 (G#2)   |
| 3  | Goose Goslin, St. Louis     | Aug. 19, 1930        |
| 3  | Tony Lazzeri, New York (AL) | May 24, 1936         |
| 3  | Merv Connors, Chicago (AL)  | Sept. 17, 1938 (G#2) |
| 3  | Jim Tabor, Boston           | July 4, 1939 (G#2)   |
| 3  | Al Rosen, Cleveland         | April 29, 1952       |
| 3  | Al Kaline, Detroit          | April 17, 1955       |
| 3  | Lee Thomas, Los Angeles     | Sept. 5, 1961 (G#2)  |

| HR | Player                        | Date           |
|----|-------------------------------|----------------|
| 3  | Jim King, Washington          | June 8, 1964   |
| 3  | Jim Rice, Boston              | Aug. 29, 1977  |
| 3  | Larry Herndon, Detroit        | May 18, 1982   |
| 3  | Gorman Thomas, Seattle        | April 11, 1985 |
| 3  | Danny Tartabull, Kansas City  | July 6, 1991   |
| 3  | Jack Clark, Boston            | July 31, 1991  |
| 3  | Manny Ramirez, Cleveland      | Aug. 25, 1999  |
| 3  | Juan Gonzalez, Texas          | Sept. 24, 1999 |
| 3  | John Buck, Toronto            | April 29, 2010 |
| 3  | Miguel Cabrera, Detroit       | May 28, 2010   |
| 3  | Jarrett Parker, San Francisco | Sept. 26, 2015 |

## HOME RUN IN FIRST GAME WITH THE OAKLAND A'S

| Player           | Opponent (Date)                 |
|------------------|---------------------------------|
| *Joe Keough      | at New York (Aug. 7, 1968) (G2) |
| Don Mincher      | at Kansas City (April 7, 1970)  |
| *Don Baylor      | at California (April 9, 1976)   |
| Earl Williams    | Minnesota (April 9, 1977)       |
| Mike Heath       | Kansas City (June 19, 1979)     |
| *Terry Steinbach | at Cleveland (Sept. 12, 1986)   |
| *Dave Henderson  | Seattle (April 4, 1988)         |
| Scott Brosius    | Seattle (Aug. 7, 1991)          |
| *Tilson Brito    | Milwaukee (Aug. 10, 1997) (G2)  |
| Ed Sprague, Jr.  | Cleveland (Aug. 2, 1998)        |
| Tom Wilson       | Chicago-AL (May 19, 2001)       |
| David Justice    | Texas (April 1, 2002)           |
| Erubiel Durazo   | Seattle (April 1, 2003)         |
| *Jay Payton      | Texas (July 15, 2005)           |

| Player                  | Opponent (Date)                       |
|-------------------------|---------------------------------------|
| *Frank Thomas           | New York (April 3, 2006)              |
| Jack Cust               | at Tampa Bay (May 6, 2007)            |
| *Adam Rosales           | at Los Angeles-AL (April 11, 2010)    |
| *Josh Willingham        | Seattle (April 1, 2011)               |
| Jonny Gomes             | vs. Seattle at Tokyo (March 29, 2012) |
| Chris Young             | Seattle (April 3, 2013)               |
| *Adam Dunn              | Seattle (Sept. 1, 2014)               |
| *Ben Zobrist            | Texas (April 6, 2015)                 |
| Brett Eibner            | Chicago-NL (Aug. 5, 2016)             |
| <b>Franklin Barreto</b> | <b>at Chicago-AL (June 24, 2017)</b>  |
| Chris Herrmann          | Minnesota (July 2, 2019)              |
| <b>Sean Murphy</b>      | <b>Los Angeles-AL (Sept. 4, 2019)</b> |

\*indicates players who homered in their first at bat.



## Athletics Home Run History, continued

### COLISEUM HOME RUNS

Since its opening in 1968 a total of 7,527 Major League home runs have been hit in the Coliseum during the regular season, an average of 144.8 per year.

#### COLISEUM CAREER HOME RUN LEADERS

| Player           | No.  |
|------------------|------|
| Mark McGwire     | 166  |
| Reggie Jackson   | 146* |
| Jose Canseco     | 122* |
| Eric Chavez      | 115  |
| Jason Giambi     | 115* |
| Sal Bando        | 90   |
| Miguel Tejada    | 83   |
| Rickey Henderson | 82*  |
| Khristian Davis  | 76   |
| Dwayne Murphy    | 67   |
| Matt Stairs      | 67*  |

\* Home Runs hit while non-Athletic (included in individual total):  
Canseco (8), Giambi (6), Henderson (3), Jackson (13), Stairs (3)

#### NON-A'S COLISEUM CAREER HOME RUN LEADERS

| Player             | No. |
|--------------------|-----|
| Alex Rodriguez     | 21  |
| Mark Teixeira      | 20  |
| Rafael Palmeiro    | 20  |
| Jay Buhner         | 18  |
| Carlton Fisk       | 18  |
| Mike Trout         | 18  |
| Brian Downing      | 17  |
| Juan Gonzalez      | 17  |
| seven players tied | 16  |

## OAKLAND ATHLETICS STREAKS

### CONSECUTIVE WINS

#### Overall

|    |                                     |
|----|-------------------------------------|
| 20 | August 13-September 4, 2002         |
| 14 | April 23-May 9, 1988                |
| 11 | May 16-27, 2019                     |
| 11 | August 2-12, 2001                   |
| 11 | April 9-19, 1981                    |
| 10 | June 8-18, 2006                     |
| 10 | August 23-September 2, 2003         |
| 10 | September 8-18, 1992                |
| 9  | seven times, last: April 3-12, 2013 |

#### Home

|     |                               |
|-----|-------------------------------|
| 20* | August 25, 2001-April 3, 2002 |
| 12  | August 13-September 14, 2002  |
| 11  | May 17-June 13, 2013          |
| 10  | August 11-September 1, 2006   |
| 10  | April 11-May 3, 1991          |
| 9   | June 18-July 1, 2005          |
| 9   | May 2-28, 1999                |
| 9   | September 6-29, 1992          |
| 9   | Sept. 26, 1977-April 14, 1978 |
| 9   | August 7-15, 1976             |
| 9   | August 19-September 19, 1970  |

\*streak includes final 17 games of 2001  
and first three games of 2002

#### Road

|    |                               |
|----|-------------------------------|
| 12 | August 24-September 12, 2012  |
| 12 | July 31-August 15, 1971       |
| 11 | April 9-26, 1981              |
| 10 | August 19-28, 2002            |
| 9  | Sept. 24, 1989-April 26, 1990 |
| 9  | April 23-May 3, 1988          |
| 8  | May 16-June 4, 2019           |
| 8  | July 19-August 2, 2005        |
| 8  | June 16-24, 2002              |
| 8  | August 16-31, 2001            |
| 8  | April 13-26, 1990             |
| 8  | June 3-10, 1972               |
| 8  | May 31-June 20, 1971          |

### CONSECUTIVE LOSSES

#### Overall

|     |  |
|-----|--|
| 14  | July 29-August 12, 1977                |
| 12* | Sept. 22, 1995-April 4, 1996           |
| 12  | April 19-30, 1994                      |
| 11  | June 8-18, 1978                        |
| 10  | May 30-June 9, 2011                    |
| 10  | July 28-August 7, 2008                 |
| 9   | seven times, last: May 22-June 1, 2012 |

\*streak includes final nine games of 1995  
and first three games of 1996

#### Home

|    |                               |
|----|-------------------------------|
| 12 | July 29-August 21, 1977       |
| 11 | Sept. 19, 1978-April 15, 1979 |
| 9  | June 4-20, 1982               |
| 8  | June 23-July 9, 1979          |
| 8  | May 3-22, 1994                |
| 8  | April 8-May 1, 2001           |
| 8  | September 9-24, 2016          |
| 8  | June 19-July 3, 2017          |
| 7  | August 20-September 6, 1978   |
| 7  | June 2-9, 1979                |
| 7  | September 11-27, 1987         |
| 7  | August 30-September 17, 1993  |

#### Road

|     |   |
|-----|---|
| 15  | May 24-June 23, 1986                    |
| 13  | May 31-June 30, 1979                    |
| 12* | September 5, 1995-April 9, 1996         |
| 11  | May 21-June 9, 2005                     |
| 10  | May 14-30, 1981                         |
| 10  | April 19-May 6, 1994                    |
| 9   | seven times, last: May 24-June 11, 2016 |

\*streak includes final 11 games of 1995  
and first game of 1996

# ATHLETICS LOW-HIT GAMES

## ATHLETICS NO-HITTERS (13 NINE INNINGS; 3 LESS THAN 9)

| Date           | Pitchers   | Opponent                                | Score |
|----------------|--|---|-------|
| July 22, 1905  | Weldon Henley  | at St. Louis (1st game)                 | 6-0   |
| Aug. 15, 1905  | Rube Waddell   | vs. St. Louis*                          | 2-0   |
| Aug. 29, 1906  | Jimmy Dygert & Rube Waddell                            | vs. Chicago*                            | 4-3   |
| Oct. 5, 1907   | Rube Vickers   | at Washington (2nd game, Perfect Game)* | 4-0   |
| May 12, 1910   | Chief Bender   | vs. Cleveland                           | 4-0   |
| Aug. 26, 1916  | Joe Bush   | vs. Cleveland                           | 5-0   |
| Sept. 9, 1945  | Dick Fowler  | vs. St. Louis (2nd game)                | 1-0   |
| Sept. 3, 1947  | Bill McCahan   | vs. Washington                          | 3-0   |
| May 8, 1968    | Jim Hunter   | vs. Minnesota (Perfect Game)            | 4-0   |
| Sept. 21, 1970 | Vida Blue  | vs. Minnesota                           | 6-0   |
| Sept. 28, 1975 | Vida Blue, Glenn Abbott, Paul Lindblad, Rollie Fingers | vs. California                          | 5-0   |
| Sept. 29, 1983 | Mike Warren  | vs. Chicago                             | 3-0   |
| June 29, 1990  | Dave Stewart   | at Toronto                              | 5-0   |
| May 9, 2010    | Dallas Braden  | vs. Tampa Bay (Perfect Game)            | 4-0   |
| April 21, 2018 | Sean Manaea  | vs. Boston                              | 3-0   |
| May 7, 2019    | Mike Fiers   | vs. Cincinnati                          | 2-0   |

\*5 innings

## NO-HITTERS AGAINST ATHLETICS (14)

| Date           | Pitchers  | Opponent                 | Score |
|----------------|---|--------------------------|-------|
| May 5, 1904    | Cy Young  | at Boston (Perfect Game) | 0-3   |
| Sept. 20, 1908 | Frank Smith   | at Chicago               | 0-1   |
| Sept. 4, 1923  | Sam Jones   | vs. New York             | 0-2   |
| Sept. 7, 1923  | Howard Ehmke  | vs. Boston               | 0-4   |
| July 10, 1947  | Don Black   | at Cleveland (1st game)  | 0-3   |
| May 6, 1953    | Bobo Holloman   | at St. Louis             | 0-6   |
| Aug. 26, 1962  | Jack Kralick  | at Minnesota             | 0-1   |
| Aug. 13, 1969  | Jim Palmer  | at Baltimore             | 0-8   |
| July 3, 1970   | Clyde Wright  | at California            | 0-4   |
| July 30, 1973  | Jim Bibby   | vs. Texas                | 0-6   |
| July 19, 1974  | Dick Bosman   | at Cleveland             | 0-4   |
| July 28, 1976  | John Odom & Francisco Barrios                             | vs. Chicago              | 1-2   |
| June 11, 1990  | Nolan Ryan  | vs. Texas                | 0-5   |
| July 13, 1991  | Bob Milacki, Mike Flanagan, Mark Williamson & Gregg Olson | vs. Baltimore            | 0-2   |

## OAKLAND ATHLETICS ONE-HITTERS (35)

| Date           | Pitchers                               | Broken Up By     | Inn.       | Opponent    | H/A | Score |
|----------------|--|------------------|------------|-------------|-----|-------|
| June 7, 1968   | John Odom                              | Dave Johnson     | 9 (2 outs) | Baltimore   | A   | 6-1   |
| Aug. 10, 1968  | John Odom, Diego Segui, Jack Aker      | Frank Howard     | 1          | Washington  | A   | 4-1   |
| May 24, 1970   | Chuck Dobson                           | Gail Hopkins     | 1          | Chicago     | A   | 5-1   |
| Sept. 11, 1970 | Vida Blue                              | Pat Kelly        | 8          | Kansas City | A   | 3-0   |
| July 16, 1971  | Vida Blue                              | Tony Taylor      | 4          | Detroit     | H   | 4-0   |
| May 31, 1973   | Ken Holtzman, Rollie Fingers           | Matty Alou       | 7          | New York    | A   | 6-0   |
| June 8, 1975   | Ken Holtzman                           | Tom Veryzer      | 9 (2 outs) | Detroit     | H   | 4-0   |
| June 10, 1975  | Jim Perry                              | Al Bumbry        | 6          | Baltimore   | H   | 4-0   |
| Aug. 28, 1976  | Vida Blue                              | Mickey Stanley   | 9 (1 out)  | Detroit     | H   | 5-2   |
| May 9, 1979    | Mike Norris                            | Gary Roenicke    | 7          | Baltimore   | A   | 4-2   |
| July 5, 1979   | Rick Langford                          | Brian Downing    | 5          | California  | A   | 3-0   |
| June 23, 1984  | Tim Conroy, Bill Caudill               | Alan Bannister   | 5          | Texas       | H   | 5-1   |
| Oct. 5, 1986   | Curt Young                             | Kevin Seitzer    | 7          | Kansas City | H   | 6-0   |
| June 9, 1987   | Curt Young                             | Kenny Williams   | 8          | Chicago     | H   | 8-3   |
| Aug. 4, 1988   | Dave Stewart                           | Jay Buhner       | 3          | Seattle     | H   | 2-0   |
| May 26, 1989   | Todd Burns, Rick Honeycutt, Eric Plunk | Rickey Henderson | 4          | New York    | A   | 4-0   |
| Apr. 14, 1992  | Ron Darling, Rick Honeycutt            | Keith Miller     | 8          | Kansas City | A   | 1-3   |
| June 23, 1994  | Bobby Witt                             | Greg Gagne       | 6          | Kansas City | H   | 4-0   |
| May 27, 1995   | Steve Ontiveros                        | Luis Polonia     | 6          | New York    | H   | 3-0   |
| Aug. 28, 2000  | Tim Hudson                             | Frank Thomas     | 4          | Chicago     | H   | 3-0   |
| July 6, 2001   | Mark Mulder                            | Danny Bautista   | 8          | Arizona     | A   | 3-0   |
| July 19, 2002  | Cory Lidle                             | Juan Gonzalez    | 8          | Texas       | H   | 10-0  |

## Athletics Low-Hit Games, continued

| Date            | Pitchers   | Broken Up By     | Inn. | Opponent         | H/A | Score |
|-----------------|--|------------------|------|------------------|-----|-------|
| August 4, 2002  | Cory Lidle, Ricardo Rincon, Chad Bradford, Billy Koch                  | Wendell Magee    | 6    | Detroit          | H   | 4-0   |
| August 21, 2002 | Cory Lidle   | Ellis Burks      | 1    | Cleveland        | A   | 6-0   |
| June 26, 2005   | Rich Harden, Ron Flores, Kiko Calero                                   | Deivi Cruz       | 5    | San Francisco    | H   | 16-0  |
| April 8, 2006   | Barry Zito, Kiko Calero, Joe Kennedy, Huston Street                    | Richie Sexson    | 2    | Seattle          | A   | 3-0   |
| June 30, 2007   | Chad Gaudin, Rich Harden   | Johnny Damon     | 6    | New York (AL)    | A   | 7-0   |
| May 24, 2008    | Justin Duchscherer, Huston Street                                      | David Ortiz      | 7    | Boston           | H   | 3-0   |
| Sept. 16, 2009  | Trevor Cahill, Michael Wuertz, Andrew Bailey                           | Marlon Byrd      | 2    | Texas            | A   | 4-0   |
| Sept. 23, 2010  | Dallas Braden, Brad Ziegler  | Nelson Cruz      | 1    | Texas            | H   | 5-0   |
| June 28, 2011   | Gio Gonzalez, Andrew Bailey  | Emilio Bonifacio | 1    | Florida          | H   | 1-0   |
| April 6, 2015   | Sonny Gray, Evan Scribner  | Ryan Rua         | 8    | Texas            | H   | 8-0   |
| April 23, 2015  | Jesse Chavez, Dan Otero, Tyler Clippard                                | Kole Calhoun     | 3    | Los Angeles (AL) | A   | 0-2   |
| June 11, 2015   | Scott Kazmir, Evan Scribner  | Elvis Andrus     | 5    | Texas            | H   | 7-0   |
| Sept. 12, 2018  | Liam Hendriks, Daniel Mengden, Ryan Dull, J.B. Wendelken, Aaron Brooks | Trey Mancini     | 1    | Baltimore        | A   | 10-0  |

## MOST RECENT ONE-HITTERS AGAINST ATHLETICS (31 TOTAL)

| Date           | Pitchers   | Opponent         | H/A | Score |
|----------------|--|------------------|-----|-------|
| May 30, 2018   | Nathan Eovaldi, Wilmer Font, Vidal Nuno                              | Tampa Bay        | H   | 0-6   |
| July 31, 2015  | Danny Salazar, Cody Allen  | Cleveland        | H   | 1-2   |
| May 21, 2014   | Erik Bedard, Brad Boxberger, Jake McGee, Joel Peralta, Grant Balfour | Tampa Bay        | A   | 3-2   |
| May 22, 2012   | C.J. Wilson, Ernesto Frieri  | Los Angeles (AL) | H   | 0-5   |
| May 19, 2012   | Ryan Vogelsong, Javier Lopez, Clay Hensley                           | San Francisco    | A   | 0-4   |
| April 10, 2012 | Danny Duffy, Aaron Crow  | Kansas City      | H   | 0-3   |
| Aug. 21, 2011  | Luis Perez, Casey Janssen  | Toronto          | H   | 0-1   |
| Sept. 2, 2010  | CC Sabathia, Jonathan Albaladejo                                     | New York (AL)    | A   | 0-5   |
| Aug. 16, 2010  | Shaun Marcum   | Toronto          | H   | 1-3   |
| June 7, 2007   | Curt Schilling   | Boston           | H   | 0-1   |
| July 7, 2006   | John Lackey  | Los Angeles (AL) | H   | 0-3   |
| June 20, 2006  | Jason Jennings, Tom Martin, Brian Fuentes                            | Colorado         | A   | 0-6   |
| May 21, 2006   | Matt Cain  | San Francisco    | H   | 0-6   |
| May 2, 1998    | Roger Clemens, Paul Quantrill  | Toronto          | H   | 0-7   |
| Sept. 2, 1996  | David Cone, Mariano Rivera   | New York (AL)    | H   | 0-5   |

## OAKLAND ATHLETICS STEALS OF HOME

|             |   |             |   |
|-------------|---|-------------|---|
| <b>1968</b> | Sal Bando vs. Detroit, May 26<br>Danny Cater vs. Chicago, September 24<br>Danny Cater vs. Minnesota, September 28   | <b>1984</b> | Carney Lansford vs. Kansas City, June 18  |
| <b>1969</b> | Danny Cater vs. Seattle, May 4  | <b>1985</b> | Rob Picciolo at Boston, May 11<br>Mike Davis at Chicago, June 20<br>Donnie Hill vs. Cleveland, June 21<br>Mike Gallego at Chicago, September 21 |
| <b>1974</b> | Angel Mangual vs. Detroit, May 27   | <b>1986</b> | Alfredo Griffin at Seattle, April 18<br>Carney Lansford at Milwaukee, May 1<br>Dwayne Murphy at Milwaukee, July 6                               |
| <b>1976</b> | Claudell Washington vs. Minnesota, September 15   | <b>1987</b> | Reggie Jackson at Seattle, April 18   |
| <b>1978</b> | Taylor Duncan vs. Kansas City, July 2 (Game 1)  | <b>1989</b> | Mike Gallego vs. California, April 22   |
| <b>1979</b> | Wayne Gross at Seattle, April 11  | <b>1991</b> | Jose Canseco at Minnesota, April 23<br>Mike Gallego at Seattle, August 15<br>Scott Brosius at Kansas City, October 2                            |
| <b>1980</b> | Rickey Henderson vs. California, April 20<br>Wayne Gross vs. Detroit, May 3<br>Dwayne Murphy vs. Detroit, May 3<br>Dwayne Murphy vs. Kansas City, May 28<br>Wayne Gross vs. Kansas City, May 28<br>Jeff Cox at Chicago, July 4<br>Rickey Henderson vs. Cleveland, July 19 | <b>1992</b> | Mike Bordick vs. Kansas City, April 6<br>Carney Lansford vs. Detroit, July 19   |
| <b>1981</b> | Dave McKay vs. Toronto, September 30  | <b>1997</b> | Jose Canseco at Texas, May 22   |
| <b>1982</b> | Davey Lopes at Seattle, April 17<br>Dave McKay vs. Cleveland, May 8<br>Rickey Henderson at Chicago, June 8<br>Rickey Henderson at California, July 26<br>Jeff Burroughs vs. Boston, August 20   | <b>1998</b> | Miguel Tejada vs. Tampa Bay, September 6  |
| <b>1983</b> | Bill Almon vs. Milwaukee, May 24<br>Mike Heath at Chicago, September 7<br>Mike Davis vs. Toronto, September 25  | <b>2000</b> | Jason Giambi at Los Angeles (NL), June 11<br>Eric Chavez at Toronto, September 1  |
|             |   | <b>2006</b> | Jay Payton at Baltimore, July 17  |
|             |   | <b>2008</b> | Bobby Crosby at Texas, May 11<br>Carlos Gonzalez vs. Florida, June 22   |
|             |   | <b>2017</b> | Mark Canha at Los Angeles (AL), August 5  |
|             |   | <b>2018</b> | Mark Canha vs. Toronto, July 31   |

# CAREER GAMES PLAYED LEADERS

## FRANCHISE LEADERS

### Catcher

|                            |      |
|----------------------------|------|
| Mickey Cochrane.....       | 1148 |
| Cy Perkins.....            | 1095 |
| Terry Steinbach.....       | 1050 |
| Frank Hayes.....           | 959  |
| Kurt Suzuki.....           | 684  |
| Ossee Schreckengost... 597 |      |
| Ramon Hernandez.....       | 591  |
| Mike Heath.....            | 537  |
| Mike Powers.....           | 518  |
| Joe Astroth.....           | 511  |

### First Base

|                     |      |
|---------------------|------|
| Harry Davis.....    | 1390 |
| Mark McGwire.....   | 1251 |
| Jimmie Foxx.....    | 1020 |
| Stuffy McInnis..... | 956  |
| Dick Siebert.....   | 940  |
| Ferris Fain.....    | 830  |
| Jason Giambi.....   | 728  |
| Joe Hauser.....     | 539  |
| Daric Barton.....   | 534  |
| Norm Siebern.....   | 471  |

### Second Base

|                    |      |
|--------------------|------|
| Dick Green.....    | 1158 |
| Max Bishop.....    | 1139 |
| Mark Ellis.....    | 1021 |
| Eddie Collins..... | 996  |
| Danny Murphy.....  | 810  |
| Pete Suder.....    | 805  |
| Jimmy Dykes.....   | 676  |
| Jerry Lumpe.....   | 653  |
| Tony Phillips..... | 529  |
| Mike Gallego.....  | 452  |

### Third Base

|                      |      |
|----------------------|------|
| Sal Bando.....       | 1446 |
| Eric Chavez.....     | 1233 |
| Carney Lansford..... | 1096 |
| Frank Baker.....     | 896  |
| Jimmy Dykes.....     | 791  |
| Wayne Gross.....     | 719  |
| Ed Charles.....      | 695  |
| Lave Cross.....      | 675  |
| Sammy Hale.....      | 641  |
| Hank Majeski.....    | 583  |

### Shortstop

|                           |            |
|---------------------------|------------|
| Bert Campaneris.....      | 1702       |
| Chick Galloway.....       | 971        |
| Miguel Tejada.....        | 935        |
| Eddie Joost.....          | 907        |
| Joe DeMaestri.....        | 890        |
| Jack Barry.....           | 877        |
| <b>Marcus Semien.....</b> | <b>716</b> |
| Mike Bordick.....         | 715        |
| Monte Cross.....          | 711        |
| Bobby Crosby.....         | 582        |

### Outfield

|                       |      |
|-----------------------|------|
| Rickey Henderson..... | 1592 |
| Bob Johnson.....      | 1399 |
| Al Simmons.....       | 1256 |
| Bing Miller.....      | 1230 |
| Sam Chapman.....      | 1230 |
| Reggie Jackson.....   | 1196 |
| Dwayne Murphy.....    | 1177 |
| Elmer Valo.....       | 1168 |
| Topsy Hartsel.....    | 1110 |
| Rube Oldring.....     | 1061 |

### Designated Hitter

|                          |            |
|--------------------------|------------|
| Dave Kingman.....        | 428        |
| Mitchell Page.....       | 355        |
| <b>Khrist Davis.....</b> | <b>352</b> |
| Jack Cust.....           | 303        |
| Erubiel Durazo.....      | 292        |
| Dave Parker.....         | 271        |
| Billy Williams.....      | 251        |
| Geronimo Berroa.....     | 234        |
| Dave Parker.....         | 201        |
| Jose Canseco.....        | 196        |

### Pitcher

|                       |     |
|-----------------------|-----|
| Dennis Eckersley..... | 525 |
| Eddie Plank.....      | 524 |
| Rollie Fingers.....   | 502 |
| Eddie Rommel.....     | 500 |
| Paul Lindblad.....    | 479 |
| Rube Walberg.....     | 412 |
| Lefty Grove.....      | 402 |
| Rick Honeycutt.....   | 387 |
| Chief Bender.....     | 385 |
| Jim Hunter.....       | 363 |

## OAKLAND LEADERS

### Catcher

|                      |      |
|----------------------|------|
| Terry Steinbach..... | 1050 |
| Kurt Suzuki.....     | 684  |
| Ramon Hernandez..... | 591  |
| Mike Heath.....      | 537  |
| Gene Tenace.....     | 446  |
| Jeff Newman.....     | 438  |
| Dave Duncan.....     | 423  |
| Jason Kendall.....   | 368  |
| Jim Essian.....      | 316  |
| Stephen Vogt.....    | 315  |

### First Base

|                        |            |
|------------------------|------------|
| Mark McGwire.....      | 1251       |
| Jason Giambi.....      | 728        |
| Daric Barton.....      | 534        |
| Scott Hatteberg.....   | 420        |
| Bruce Bochte.....      | 387        |
| Gene Tenace.....       | 385        |
| Dave Revering.....     | 337        |
| <b>Matt Olson.....</b> | <b>336</b> |
| Dan Johnson.....       | 283        |
| Danny Cater.....       | 253        |

### Second Base

|                    |      |
|--------------------|------|
| Mark Ellis.....    | 1021 |
| Dick Green.....    | 721  |
| Tony Phillips..... | 529  |
| Mike Gallego.....  | 452  |
| Brent Gates.....   | 397  |
| Jed Lowrie.....    | 378  |
| Eric Sogard.....   | 323  |
| Phil Garner.....   | 322  |
| Scott Spiezio..... | 300  |
| Mike Edwards.....  | 269  |

### Third Base

|                          |            |
|--------------------------|------------|
| Sal Bando.....           | 1395       |
| Eric Chavez.....         | 1233       |
| Carney Lansford.....     | 1096       |
| Wayne Gross.....         | 719        |
| Scott Brosius.....       | 398        |
| <b>Matt Chapman.....</b> | <b>385</b> |
| Josh Donaldson.....      | 376        |
| Jack Hannahan.....       | 218        |
| Craig Paquette.....      | 193        |
| Kevin Kouzmanoff.....    | 188        |

### Shortstop

|                           |            |
|---------------------------|------------|
| Bert Campaneris.....      | 1272       |
| Miguel Tejada.....        | 935        |
| <b>Marcus Semien.....</b> | <b>716</b> |
| Mike Bordick.....         | 715        |
| Bobby Crosby.....         | 582        |
| Walt Weiss.....           | 522        |
| Cliff Pennington.....     | 466        |
| Alfredo Griffin.....      | 461        |
| Rob Picciolo.....         | 452        |
| Mario Guerrero.....       | 301        |

### Outfield

|                       |      |
|-----------------------|------|
| Rickey Henderson..... | 1592 |
| Dwayne Murphy.....    | 1177 |
| Reggie Jackson.....   | 1162 |
| Jose Canseco.....     | 851  |
| Joe Rudi.....         | 846  |
| Mike Davis.....       | 695  |
| Tony Armas.....       | 679  |
| Coco Crisp.....       | 665  |
| Dave Henderson.....   | 636  |
| Bill North.....       | 627  |

### Designated Hitter

|                          |            |
|--------------------------|------------|
| Dave Kingman.....        | 428        |
| Mitchell Page.....       | 355        |
| <b>Khrist Davis.....</b> | <b>352</b> |
| Jack Cust.....           | 303        |
| Erubiel Durazo.....      | 292        |
| Harold Baines.....       | 271        |
| Billy Williams.....      | 251        |
| Geronimo Berroa.....     | 234        |
| Dave Parker.....         | 201        |
| Jose Canseco.....        | 196        |

### Pitcher

|                       |     |
|-----------------------|-----|
| Dennis Eckersley..... | 525 |
| Rollie Fingers.....   | 502 |
| Paul Lindblad.....    | 391 |
| Rick Honeycutt.....   | 387 |
| Buddy Groom.....      | 301 |
| Jerry Blevins.....    | 281 |
| Gene Nelson.....      | 281 |
| Bill Taylor.....      | 281 |
| Vida Blue.....        | 273 |
| Jim Hunter.....       | 266 |

## OAKLAND A'S CONSECUTIVE GAMES PLAYED

|            |   |
|------------|---|
| 594        | Miguel Tejada (June 2, 2000-September 28, 2003) |
| 456        | Terrence Long (July 13, 2000 to June 4, 2003)   |
| 347        | Alfredo Griffin (April 9, 1985-April 30, 1987)  |
| <b>243</b> | <b>Marcus Semien (June 28, 2018-present)</b>    |
| 203        | Danny Cater (July 7, 1968-August 24, 1969)      |

|     |  |
|-----|--|
| 199 | Sal Bando (August 27, 1968-April 14, 1970) |
| 198 | Tony Armas (July 11, 1980-April 16, 1982)  |
| 176 | Sal Bando (June 13, 1970-June 27, 1971)    |
| 169 | Sal Bando (April 6, 1973-April 14, 1974)   |
| 169 | Gene Tenace (May 25, 1973-May 31, 1974)    |

# HOMESTANDS AND ROAD TRIPS

## BEST HOMESTANDS

| W-L  | Year | Dates           | Opponents  |
|------|------|-----------------|--|
| 7-0  | 2004 | Aug. 23-29      | Baltimore 4, Tampa Bay 3                         |
| 7-0  | 2001 | Sept. 3-10      | Baltimore 3, Tampa Bay 3, Texas 1                |
| 7-0  | 1992 | Sept. 10-16     | Seattle 4, Minnesota 3                           |
| 6-0  | 2014 | July 3-8        | Toronto 4, San Francisco 2                       |
| 6-0  | 2012 | Sept. 28-Oct. 3 | Seattle 3, Texas 3                               |
| 6-0  | 2006 | June 13-18      | Seattle 3, Los Angeles (NL) 3                    |
| 6-0  | 2003 | Aug. 26-31      | Baltimore 3, Tampa Bay 3                         |
| 6-0  | 2001 | Sept. 21-27     | Seattle 3, Anaheim 3                             |
| 6-0  | 2001 | Aug. 7-12       | Boston 3, New York 3                             |
| 6-0  | 2001 | May 15-20       | New York 3, Chicago 3                            |
| 6-0  | 1970 | Sept. 1-6       | Chicago 3, Kansas City 3                         |
| 11-1 | 2004 | June 1-13       | Chicago 2, Toronto 4, Cincinnati 3, Pittsburgh 3 |
| 9-1  | 1976 | Aug. 6-15       | California 4, Milwaukee 3, Boston 3              |

## WORST HOMESTANDS

| W-L  | Year | Dates           | Opponents                                       |
|------|------|-----------------|---|
| 1-9  | 1979 | July 6-15       | New York 4, Baltimore 3, Boston 3               |
| 1-8  | 2001 | April 6-15      | Anaheim 3, Seattle 3, Texas 3                   |
| 1-8  | 1993 | Aug. 27-Sept. 5 | Detroit 3, Toronto 3, Baltimore 3               |
| 1-8  | 1982 | June 15-23      | Chicago 3, Toronto 3, Kansas City 3             |
| 1-7  | 1978 | Aug. 15-23      | New York 2, Boston 3, Baltimore 3               |
| 1-6  | 1994 | April 27-May 4  | Boston 2, New York 3, Baltimore 2               |
| 2-10 | 1977 | July 26-Aug. 7  | California 3, New York 3, Baltimore 2, Boston 4 |
| 1-5* | 2016 | Sept. 19-25     | Houston 3, Texas 3                              |

\*13 times total; homestand listed is most recent

## BEST ROAD TRIPS

| W-L  | Year | Dates          | Opponents   |
|------|------|----------------|---|
| 10-0 | 2002 | Aug. 19-28     | Cleveland 4, Detroit 3, Kansas City 3             |
| 8-0  | 1981 | April 9-16     | Minnesota 4, California 4                         |
| 6-0  | 2013 | April 5-11     | Houston 3, Los Angeles 3                          |
| 10-1 | 1988 | April 21-May 3 | Chicago 4, Toronto 3, Cleveland 2, Detroit 2      |
| 10-1 | 1971 | April 12-22    | Milwaukee 2, Minnesota 2, Chicago 4, California 3 |
| 8-1  | 1990 | Sept. 3-12     | Boston 3, New York 3, Seattle 3                   |
| 6-1* | 2019 | Sept. 9-15     | Houston 4, Texas 3                                |

\*10 times total; road trip listed is most recent

## WORST ROAD TRIPS

| W-L | Year | Dates           | Opponents                                      |
|-----|------|-----------------|--|
| 0-9 | 1995 | Sept. 22-Oct. 1 | Seattle 3, Texas 2, California 4               |
| 0-8 | 1994 | April 19-26     | Boston 3, New York 3, Baltimore 2              |
| 0-8 | 1976 | May 17-23       | Minnesota 2, Kansas City 2, Chicago 4          |
| 0-7 | 2015 | Aug. 11-17      | Toronto 3, Baltimore 4                         |
| 0-7 | 1998 | July 21-27      | Baltimore 3, Tampa Bay 4                       |
| 0-7 | 1986 | June 5-11       | Chicago 4, Cleveland 3                         |
| 0-7 | 1979 | June 11-17      | Detroit 2, Cleveland 2, Toronto 3              |
| 0-6 | 2017 | Aug. 28-Sept. 3 | Los Angeles (AL) 3, Seattle 3                  |
| 0-6 | 1999 | May 18-23       | Kansas City 3, Minnesota 3                     |
| 0-6 | 1998 | April 10-15     | New York 3, Boston 3                           |
| 0-6 | 1995 | July 14-18      | Cleveland 4, Milwaukee 2                       |
| 1-9 | 2011 | June 3-12       | Boston 3, Baltimore 3, Chicago 4               |
| 1-9 | 2008 | August 1-10     | Boston 3, Toronto 4, Detroit 3                 |
| 1-9 | 1981 | May 12-21       | New York 3, Milwaukee 3, Baltimore 2, Boston 2 |

All homestand and road trip records based on a minimum of six games.

# LONGEST GAMES IN OAKLAND HISTORY

| Innings | Opponent         | Date             | Score   |
|---------|------------------|------------------|---------|
| 21      | at Washington    | June 4, 1971     | W, 5-3  |
| 20      | California       | July 9, 1971     | W, 1-0  |
| 19      | Chicago          | Aug. 10-11, 1972 | W, 5-3  |
| 19      | Los Angeles (AL) | April 29, 2013   | W, 10-8 |
| 18      | Baltimore        | Aug. 24, 1969    | W, 9-8  |
| 18      | Minnesota        | Sept. 6, 1969    | L, 6-8  |
| 18      | at Minnesota     | August 8, 2004   | W, 6-5  |
| 18      | New York (AL)    | June 13, 2013    | W, 3-2  |
| 17      | Milwaukee        | May 23, 1983     | W, 5-4  |
| 17      | Los Angeles (NL) | June 17, 2006    | W, 5-4  |
| 16      | California       | Apr. 8, 1982     | L, 6-8  |
| 16      | Seattle (1)      | Apr. 11, 1982    | L, 3-6  |
| 16      | Minnesota        | Apr. 20, 1982    | W, 4-3  |
| 16      | Chicago          | June 10, 1983    | W, 2-1  |
| 16      | at Toronto       | July 3, 1988     | W, 9-8  |
| 16      | at Cleveland     | July 4, 1988     | W, 4-2  |
| 16      | at New York (AL) | August 9, 2002   | W, 3-2  |
| 16      | at Cleveland     | August 31, 2011  | L, 3-4  |

# GAME TIMES

## LONGEST GAMES IN OAKLAND HISTORY

| Time | Opponent            | W-L      | Date           |
|------|---------------------|----------|----------------|
| 6:32 | Los Angeles-AL (19) | W, 10-8  | April 29, 2013 |
| 6:00 | at New York-AL (16) | W, 3-2   | Aug. 9, 2002   |
| 5:48 | Chicago-AL (14)     | W, 12-11 | April 18, 2018 |
| 5:43 | at New York-AL (14) | L, 9-10  | Sept. 22, 2012 |
| 5:35 | New York-AL (18)    | W, 3-2   | June 13, 2013  |
| 5:31 | California (16)     | L, 8-6   | Apr. 8, 1982   |

| Time | Opponent           | W-L     | Date          |
|------|--------------------|---------|---------------|
| 5:31 | Chicago (19) *     | W, 5-3  | Aug. 10, 1972 |
| 5:19 | Texas (15)         | L, 4-16 | July 3, 1983  |
| 5:19 | at Washington (21) | W, 5-3  | June 4, 1971  |
| 5:18 | Seattle (1) (16)   | L, 6-3  | Apr. 11, 1982 |

\* Suspended game; completed on August 11, 1972.

## LONGEST NINE-INNING GAMES IN OAKLAND HISTORY

| Time | Opponent            | W-L      | Date           |
|------|---------------------|----------|----------------|
| 4:31 | at New York (AL)    | L, 9-22  | Aug. 25, 2011  |
| 4:15 | San Francisco       | L, 8-9   | June 23, 2012  |
| 4:15 | at Tampa Bay        | W, 13-9  | May 31, 2002   |
| 4:13 | at Los Angeles (AL) | L, 9-10  | June 5, 2019   |
| 4:12 | at Los Angeles (AL) | W, 11-10 | August 6, 2017 |

| Time | Opponent         | W-L      | Date           |
|------|------------------|----------|----------------|
| 4:09 | at Texas         | W, 9-8   | Sept. 13, 2013 |
| 4:09 | Detroit          | W, 12-7  | Apr. 7, 1993   |
| 4:08 | at Texas         | L, 9-12  | Sept. 9, 2007  |
| 4:06 | at Houston       | W, 12-5  | April 25, 2014 |
| 4:06 | at New York (AL) | L, 17-13 | Apr. 10, 1998  |

## QUICKEST NINE-INNING GAMES IN OAKLAND HISTORY

| Time | Opponent    | W-L    | Date           |
|------|-------------|--------|----------------|
| 1:35 | Kansas City | W, 2-1 | Sept. 28, 1971 |
| 1:37 | New York    | L, 3-0 | May 10, 1975   |
| 1:39 | Texas       | W, 4-1 | May 22, 1973   |
| 1:39 | Boston      | W, 3-2 | Aug. 8, 1975   |
| 1:42 | at New York | W, 6-0 | May 31, 1973   |

| Time | Opponent     | W-L    | Date           |
|------|--------------|--------|----------------|
| 1:43 | Cleveland    | W, 3-1 | May 3, 1974    |
| 1:43 | at Texas (1) | W, 1-0 | Sept. 15, 1978 |
| 1:43 | at Minnesota | L, 1-0 | Aug. 12, 1979  |
| 1:44 | Detroit      | W, 4-0 | June 8, 1975   |
| 1:44 | Texas        | W, 1-0 | July 30, 1975  |

**Note:** The last time the A's played a game in under 2:00 was on July 8, 2008 vs. Seattle in Oakland (1:49).

# OAKLAND A'S AT THE ALL-STAR BREAK

| Year | Record | Pos. | GB/GA | Leader      |
|------|--------|------|-------|-------------|
| 1968 | 39-43  | 6    | -15.5 | Detroit     |
| 1969 | 53-39  | 2    | -4.0  | Minnesota   |
| 1970 | 47-40  | 3    | -9.5  | Minnesota   |
| 1971 | 56-31  | 1    | +11.5 | Oakland     |
| 1972 | 56-35  | 1    | +6.5  | Oakland     |
| 1973 | 56-42  | 1    | +2.5  | Oakland     |
| 1974 | 55-41  | 1    | +5.0  | Oakland     |
| 1975 | 55-32  | 1    | +8.5  | Oakland     |
| 1976 | 44-41  | 3    | -8.5  | Kansas City |
| 1977 | 39-51  | 6    | -15.0 | Chicago     |
| 1978 | 43-44  | 4    | -3.5  | California  |
| 1979 | 25-69  | 7    | -30.5 | California  |
| 1980 | 36-45  | 4    | -11.5 | Kansas City |
| 1981 | 37-23* | 1    | +1.5  | Oakland     |
| 1982 | 38-50  | 6    | -12.0 | California  |
| 1983 | 37-43  | 5    | -8.0  | Texas       |
| 1984 | 43-45  | 4    | -3.0  | Chicago     |
| 1985 | 46-41  | 2    | -6.0  | California  |
| 1986 | 34-56  | 7    | -15.5 | California  |
| 1987 | 46-41  | t2   | -2.0  | Minnesota   |
| 1988 | 54-34  | 1    | +5.5  | Oakland     |
| 1989 | 52-36  | 2    | -1.5  | California  |
| 1990 | 51-31  | 1    | +1.0  | Oakland     |
| 1991 | 44-38  | 5    | -2.5  | Texas       |
| 1992 | 51-36  | 2    | -2.0  | Minnesota   |
| 1993 | 38-46  | 6    | -6.0  | Chicago     |
| 1994 | 39-48  | 2    | -3.0  | Texas       |

| Year | Record | Pos. | GB/GA | Leader           |
|------|--------|------|-------|------------------|
| 1995 | 36-35  | 3    | -4.0  | California/Texas |
| 1996 | 43-45  | t3   | -8.5  | Texas            |
| 1997 | 37-52  | 4    | -13.0 | Seattle          |
| 1998 | 41-45  | 3    | -8.0  | Anaheim          |
| 1999 | 43-44  | 2    | -5.0  | Texas            |
| 2000 | 48-38  | 3    | -3.0  | Seattle          |
| 2001 | 44-43  | 2    | -19.0 | Seattle          |
| 2002 | 50-38  | 3    | -5.0  | Seattle          |
| 2003 | 54-39  | 2    | -4.0  | Seattle          |
| 2004 | 47-39  | 2    | -2.0  | Texas            |
| 2005 | 44-43  | 3    | -7.5  | Los Angeles      |
| 2006 | 45-43  | t1   | —     | Oakland/Texas    |
| 2007 | 44-44  | 3    | -9    | Los Angeles      |
| 2008 | 51-44  | 2    | -6    | Los Angeles      |
| 2009 | 37-49  | 4    | -12   | Los Angeles      |
| 2010 | 43-46  | 3    | -7.5  | Texas            |
| 2011 | 39-53  | 4    | -12   | Texas            |
| 2012 | 43-43  | 3    | -9    | Texas            |
| 2013 | 56-39  | 1    | +2    | Oakland          |
| 2014 | 59-36  | 1    | +1½   | Oakland          |
| 2015 | 41-50  | 5    | -8½   | Los Angeles      |
| 2016 | 38-51  | 4    | -15½  | Texas            |
| 2017 | 39-50  | 5    | -21   | Houston          |
| 2018 | 55-42  | 3    | -8    | Houston          |
| 2019 | 51-41  | 2    | -7    | Houston          |

\* Strike Break

# HIGH SCORING GAMES IN OAKLAND HISTORY

## ATHLETICS

| Score | Opponent         | Date           |
|-------|------------------|----------------|
| 23-2  | Texas            | Sept. 30, 2000 |
| 21-7  | at Houston       | Sept. 10, 2019 |
| 21-3  | Los Angeles (AL) | Sept. 20, 2018 |
| 21-3  | at Kansas City   | June 18, 2000  |
| 21-7  | at Boston        | June 14, 1969  |
| 20-2  | Boston           | Aug. 31, 2012  |
| 19-4  | at Kansas City   | Aug. 26, 2019  |
| 19-5  | Texas            | Sept. 29, 1991 |
| 19-5  | at New York      | Aug. 29, 1989  |
| 19-3  | at Milwaukee     | May 15, 1985   |
| 18-3  | at Minnesota     | Sept. 11, 2013 |
| 18-2  | at California    | June 27, 1996  |

## OPPONENTS

| Score | Opponent      | Date          |
|-------|---------------|---------------|
| 22-9  | at New York   | Aug. 25, 2011 |
| 20-4  | at Detroit    | Apr. 13, 1993 |
| 20-6  | Cleveland     | May 4, 1991   |
| 20-11 | at Minnesota  | Apr. 27, 1980 |
| 18-2  | at Baltimore  | Aug. 16, 2015 |
| 18-3  | at Colorado   | July 18, 2000 |
| 18-2  | San Francisco | June 4, 2000  |
| 18-2  | New York      | Aug. 26, 1997 |
| 18-5  | Baltimore     | Aug. 15, 1996 |
| 18-11 | at Toronto    | July 29, 1995 |

# BIGGEST COMEBACKS AND BLOWN LEADS

## BIGGEST COME-FROM-BEHIND VICTORIES IN OAKLAND HISTORY

| Deficit | Score | Inn. | Opponent            | Date              | Final Score |
|---------|-------|------|---------------------|-------------------|-------------|
| 10      | 2-12  | B3   | Minnesota           | July 20, 2009     | 14-13       |
| 8       | 0-8   | B2   | Kansas City         | June 18, 1993     | 10-9        |
| 8       | 0-8   | T3   | at Toronto          | August 21, 2006   | 12-10       |
| 8       | 2-10  | T7   | at Texas            | July 24, 2018     | 13-10 (10)  |
| 7       | 1-8   | T6   | at Chicago          | May 22, 1970      | 9-8         |
| 7       | 0-7   | B5   | Minnesota           | Sept. 28, 1972    | 8-7         |
| 7       | 0-7   | T3   | at California       | July 30, 1983 (1) | 13-8        |
| 7       | 1-8   | T6   | at Chicago          | May 21, 1993      | 12-11       |
| 7       | 0-7   | B3   | Boston              | May 3, 1999       | 12-11 (10)  |
| 7       | 1-8   | B3   | Baltimore           | June 19, 2000     | 13-12 (10)  |
| 7       | 0-7   | B5   | Detroit             | Sept. 2, 2007     | 8-7 (10)    |
| 7       | 2-9   | T5   | at Los Angeles (AL) | Sept. 26, 2009    | 15-10       |

**Notes:** The all-time Athletics franchise record for biggest come-from-behind victory is also the Major League record, set by the Philadelphia A's on June 15, 1925 against Cleveland...the A's trailed by 12 runs in that game but scored 13 runs in the bottom of the eighth inning to win, 17-15...twice in Oakland history the A's have erased leads of eight or more runs, only to eventually lose the game...in the second game of a doubleheader at Toronto on Sept. 15, 1982, the A's trailed the Blue Jays 11-2 after six innings, but came back to tie the game at 11 before the Blue Jays scored one run in the bottom of the ninth for the 12-11 victory...on April 14, 2001, the A's trailed the Texas Rangers, 8-0 heading into the bottom of the fourth inning and tied the game at eight before the Rangers scored one in the top of the ninth for the 9-8 victory.

## LARGEST LEADS SURRENDERED IN OAKLAND LOSSES

| Lead | Score | Inn. | Opponent            | Date          | Final Score |
|------|-------|------|---------------------|---------------|-------------|
| 8    | 15-7  | B7   | at Texas            | May 5, 2000   | 16-17       |
| 7    | 7-0   | T5   | Kansas City         | Sept. 6, 1978 | 8-11 (12)   |
| 7    | 7-0   | B6   | at Texas            | May 25, 2006  | 7-8         |
| 6*   | 7-1   | B3   | at Los Angeles (AL) | June 5, 2019  | 9-10        |

\*16 times total; game listed is most recent

**Notes:** The A's blew an 11-0 lead to Kansas City on Sept. 4, 2002, but won the game 12-11 on a pinch hit, game-ending home run by Scott Hatteberg in the bottom of the ninth inning...the win gave the A's their American League-record 20th consecutive victory...three other times in Oakland history the A's have blown seven-run leads only to win the game...the last time was on April 24, 1997 vs. Minnesota, when the A's led 8-1 after four innings and fell behind 11-8 before tying the game in the bottom of the ninth...the A's eventually won in 11 innings, 12-11...the Athletics franchise record was set on June 17, 1936 when the Philadelphia A's led the St. Louis Browns 13-2 entering the bottom of the sixth inning...the Browns scored once in the bottom of the sixth, three times in the seventh, seven times in the eighth and once in the ninth for a 14-13 win.



# THE LAST TIME IT HAPPENED

## OAKLAND PITCHING – TEAM

**No-Hitter:** vs. Cincinnati, May 7, 2019 (Fiers)

**One-Hitter:** at Baltimore, September 12, 2018 (Hendriks, Mengden, Dull, Wendelken, Brooks)

**Two-Hitter:** vs. Texas, September 20, 2019 (Fiers, Bassitt)

**Back-to-Back Complete Games:** at Chicago, July 31, 2010 (Braden) and Aug. 1 (Gonzalez); vs. Kansas City, Aug. 2 (Cahill)

**Four Straight Complete Games:** April 24-28, 1982 (at California; at California; at Baltimore DH)

**Back-to-Back Shutouts:** vs. Kansas City, Sept. 18, 2019 (1-0) and vs. Texas, Sept. 20, 2019 (8-0)

**Back-to-Back Complete Game Shutouts:** vs. Tampa Bay, Sept. 9 (Hudson) and Sept. 10 (Zito), 2000

**Back-to-Back 10 Strikeout Games by Individuals:** vs. Detroit, September 7 (Bassitt, 11) and 8 (Manaea, 10), 2019

## OAKLAND PITCHING – INDIVIDUAL

**No-Hitter:** Mike Fiers vs. Cincinnati, May 7, 2019

**One-Hitter:** Cory Lidle at Cleveland, August 21, 2002

**Two-Hitter:** Daniel Mengden vs. Arizona, May 26, 2018

**10 or More Strikeouts:** Homer Bailey (11) vs. Kansas City, September 18, 2019

**12 or More Strikeouts:** Trevor Cahill (12) vs. Baltimore, May 5, 2018

**13 or More Strikeouts:** Todd Stottlemire (15) vs. Kansas City, June 16, 1995

**Back-to-Back Games, 10 or More Strikeouts:** Brandon McCarthy at Cle., Aug. 29, 2011 (10); vs. Sea., Sept. 3, 2011 (10)

**Four Strikeouts in One Inning:** Ryan Dull vs. Chicago (AL), April 17, 2018 (8th)

**Complete Game, ML Debut:** Mike Morgan vs. Baltimore, June 11, 1978

**Complete Game Shutout, ML Debut:** Mike Norris vs. Chicago, Apr. 10, 1975

**Back-to-Back Complete Games:** Brandon McCarthy at Cleveland, August 29, 2011; vs. Seattle, September 3, 2011

**Three Straight Complete Games:** Mark Mulder vs. Minnesota, May 9; at Kansas City, May 15; vs. Kansas City, May 21, 2004

**Back-to-Back Shutouts:** Mark Mulder at Arizona, July 6, 2001; vs. Los Angeles, July 12, 2001

**More Than 9 Innings Pitched:** Todd Stottlemire (10.0) vs. Kansas City, June 16, 1995

**Position Player Pitched:** Nick Martini at Houston, July 22, 2019

**Home Run by Pitcher:** John "Blue Moon" Odom vs. California, Sept. 4, 1972 (G1)

## OAKLAND HITTING – TEAM

**Three Straight Home Runs:** vs. Texas, April 15, 2006 (Chavez, Thomas, Bradley)

**Three Home Runs, Inning:** at Houston, September 10, 2019 (Murphy, Semien, Olson)

**Four Home Runs, Inning:** vs. Chicago (B3), Apr. 27, 2002 (Hatteberg, Long, Pena, Menecchino)

**Five or More Home Runs, Game:** 5, at Texas, September 13, 2019 (Davis 2, Laureano, Olson, Semien)

**Six or More Home Runs, Game:** 6, at Houston, September 10, 2019 (Murphy 2, Olson 2, Davis, Semien)

**Seven or More Home Runs, Game:** 8 at California, June 27, 1996 (Berroa, Brosius 2, Giambi, Herrera, McGwire, Steinbach, Young)

**Two Grand Slams, Game:** at Seattle, September 10, 2007 (Suzuki and Johnson)

**Home Runs by First Two Batters of Game:** Terrence Long and Randy Velarde vs. Kansas City, May 16, 2000

**10 or More Plate Appearances, Inning:** 12 vs. Texas, September 21, 2019 (1st)

**13 or More Plate Appearances, Inning:** 13 vs. Baltimore, June 18, 2019 (6th)

**14 or More Plate Appearances, Inning:** 15 at Baltimore, September 12, 2018 (3rd)

**16 or More Plate Appearances, Inning:** 18 vs. California, July 5, 1996 (1st)

**10 or More Runs, Inning:** vs. Baltimore, June 18, 2019 (10 in b-6th)

**20 or More Hits, Game:** at Houston, September 10, 2019 (25)

**Back-to-Back Games of 10 or More Runs:** at Baltimore, April 9-10, 2019 (13-2, 10-3)

**Three Straight Games of 10 or More Runs:** vs. Houston, September 9-10, 2017 (11-1, 11-4, 10-2)

**Four or More Stolen Bases, Game:** at Los Angeles (AL), August 5, 2017 (4)

**Five or More Stolen Bases, Game:** vs. Chicago (AL), July 5, 2017 (6)

**Seven or More Stolen Bases, Game:** at Tampa Bay, August 6, 2011 (7)

**Three or More Stolen Bases, Inning:** vs. Chicago (AL), July 5, 2017 (3 in 4th)

**Four or More Stolen Bases, Inning:** vs. Seattle, September 8, 2010 (4 in 6th)

**No Strikeouts, Game:** at Detroit, July 1, 2014

## OAKLAND HITTING – INDIVIDUAL

**Lead-Off Home Run:** Marcus Semien at Seattle, September 27, 2019

**Inside-the-Park Home Run:** Nick Swisher at New York, June 11, 2006

(Note: Mark Kotsay had an ITPHR at Minnesota in Game 2 of the ALDS, October 4, 2006)

**Pinch-Hit Home Run:** Nick Martini at Chicago (NL), August 5, 2019

**Pinch Hit Grand Slam:** Scott Sizemore at Texas, September 10, 2011

**Pinch Hit Game Ending Home Run:** Chris Carter vs. Seattle, July 6, 2012

**Walk Off Home Run:** Matt Olson vs. Milwaukee, July 30, 2019

**Walk Off Grand Slam:** Khris Davis vs. Texas, May 17, 2016

**Inside-the-Park Grand Slam:** Jim Essian vs. Toronto, June 10, 1979

## *The Last Time It Happened, continued*

**Inside-the-Park Walk Off Home Run:** Reggie Jackson vs. Boston, August 22, 1971

**Two Home Runs, Game:** Khris Davis at Texas, September 13, 2019

**Three Home Runs, Game:** Khris Davis vs. Texas, May 17, 2016

**Back-to-Back Multi-Homer Games:** Matt Chapman at San Francisco, August 14, 2019 and vs. Houston, August 15, 2019

**Two Players, Multi-HR, Same Game:** Sean Murphy and Matt Olson at Houston, September 10, 2019

**Two Home Runs, Same Inning:** Mark McGwire at Seattle (T5), Sept. 22, 1996

**Home Runs From Both Sides of the Plate:** Coco Crisp at New York (AL), August 24, 2011

**Home Run First Major League At Bat:** Terry Steinbach at Cleveland, Sept. 12, 1986

**Home Run, First Major League Hit:** Sean Murphy vs. Los Angeles (AL), Sept. 4, 2019

**Hit First Major League At Bat:** Seth Brown at Kansas City, August 26, 2019

**Five Hits, Game:** Josh Donaldson at Chicago (AL), September 9, 2014

**Two Hits, Same Inning:** Matt Chapman vs. Texas, September 21, 2019 (1st)

**Five or More RBI, Same Inning:** Mark McGwire at Seattle, September 22, 1996 (5th)

**Three Steals, Game:** Rajai Davis at Los Angeles (AL), August 5, 2017

**Four Steals, Game:** Rajai Davis vs. Chicago (AL), July 5, 2017

**Five Steals, Game:** Rickey Henderson vs. Seattle, July 29, 1989

**Steal of Home:** Mark Canha vs. Toronto, July 31, 2018

**Hitting for the Cycle:** Mark Ellis vs. Boston, June 4, 2007

**Two Strikeouts, Inning:** Khris Davis vs. Houston, September 9, 2017 (G#1)

**Hitless Streak, 20 or more at bats:** 20, Josh Phegley, August 27-September 5, 2019

**Hitless Streak, 21 or more at bats:** 25, Trevor Plouffe, May 27-June 5, 2017

**Hitless Streak, 26 or more at bats:** 28, Stephen Vogt, July 23-August 3, 2015

**Hitless Streak, 29 or more at bats (single season):** 33, Josh Donaldson, June 6-15, 2014

**Hitless Streak, 34 or more at bats (single season):** 34, Adam Rosales, June 30-September 26, 2011

## **OAKLAND FIELDING**

**Four or More Errors, Game:** 4, vs. Tampa Bay, May 30, 2018

**Five or More Errors, Game:** 5, vs. Seattle, April 1, 2011

**Six or More Errors, Game:** 7 vs. Cleveland, June 7, 1987

**Three Errors by Team, Inning:** at Houston, April 29, 2018

**Triple Play:** vs. Minnesota, August 21, 2012 (Josh Donaldson to Adam Rosales to Chris Carter)

**Turned Four or More DPs, Game:** 5 vs. Seattle, May 24, 2018

## **OAKLAND MISCELLANEOUS – TEAM**

**Four-Game Series, Sweep:** at Detroit, May 16-19, 2019

**Four-Game Series, Swept:** at Toronto, July 24-27, 2017

**Tie Game:** vs. Detroit, May 24, 1968 (2-2)

**Three Consecutive Extra Inning Games:** at Chicago, April 11-13, 2011 (10, 10, 10)

**Rain Shortened Game:** at Detroit, August 27, 2013

**Game Postponed:** at Texas, April 13, 2019

**Game Cancelled:** at Baltimore, September 6, 2008

**Game Suspended:** at Detroit, May 19, 2019 (completed at Oakland, September 6)

**Played a Game Under 2:00:** 1:49, July 8, 2008 vs. Seattle

**Doubleheader:** at Chicago (AL), June 22, 2018

**Scheduled Doubleheader:** at Tampa Bay, June 10, 2017

**Day-Night Doubleheader:** at Texas, June 8, 2019

**Doubleheader, Sweep:** vs. Houston, September 9, 2017 (11-1, 11-4)

**Doubleheader, Swept:** at Texas, May 29, 2009 (3-6, 2-5)


**Player Ejection:** Stephen Piscotty vs. Houston, June 2, 2019

**Manager Ejection:** Bob Melvin at Tampa Bay, June 12, 2019

**Coach Ejection:** Darren Bush vs. Los Angeles (AL), September 4, 2017



*Matt Chapman and  
Matt Olson both won  
their second consecutive  
American League Gold  
Gloves in 2019.*



## ATHLETICS HISTORY

---

From its beginnings in Philadelphia to its current version in Oakland, the Athletics franchise has been one of the most storied in Major League history. The A's have won nine World Championships, 15 Pennants and 16 Divisions Titles in 119 years in the American League. Only the New York Yankees (27) and St. Louis Cardinals (11) have won more World Series and only the Yankees (40) have more American League Pennants.

The A's were one of the eight original AL franchises when the league was born in 1901. Connie Mack was named manager of the Philadelphia entry and would guide the A's for 50 years, winning five World Championships and 3,582 games. The Hall of Famer was also an owner of the club for all 54 years in Philadelphia.

Under Mack's leadership, the A's would win six of the first 14 AL Pennants, including World Series titles in 1910, 11 and 13. The first dynasty featured the "\$100,000 infield" of Stuffy McInnis, Eddie Collins, Jack Barry and Frank "Home Run" Baker as well as Hall of Fame pitchers Chief Bender, Eddie Plank and Rube Waddell. Waddell led the AL in strikeouts each year from 1902-07 and Baker earned the "Home Run" nickname by topping the AL in round trippers from 1911-14, with 11, 10, 12 and nine.

The A's won 99 games in 1914 but dropped off to 43 wins in 1915 as the club sold off many of its star players, a pattern that would continue throughout the history of the franchise. The A's had seven straight last place finishes through 1921, but a second dynasty was on the horizon.

Mack again began to assemble Hall of Fame talent in the mid-20's, putting together one of the most feared batting orders in baseball history with catcher Mickey Cochrane, first baseman Jimmie Foxx and outfielder Al Simmons. Add in another Hall of Famer on the mound in Lefty Grove and the A's would win 100 games in three straight seasons, including back-to-back World Championships in 1929 and '30.

The A's won their ninth AL Pennant with a 107-win season in 1931 as Grove won AL Most Valuable Player honors. Foxx won back-to-back MVPs in 1932 and 1933, setting franchise records for home runs (58) and RBI (169) in 1932. However, economics again led Mack to sell or trade his best players. The club would post 13 consecutive losing seasons from 1934-46 and would finish no higher than fourth place in the final 21 years in Philadelphia.

Connie Mack managed his final season in 1950 at the age of 87 and the Mack family sold the club to Arnold Johnson, who moved the A's to Kansas City in 1955.

The A's finished in sixth place in their first season in Kansas City, but that would be their highest finish in the midwest, which featured 13 losing seasons. The club again began to develop talent, but most, including the likes of Roger Maris and 1952 AL MVP Bobby Shantz, would end up being traded to the Yankees. Following the death of Johnson in 1960, the A's were sold to Charlie Finley.

Finley began assembling another talented group of A's players, signing Jim "Catfish" Hunter, Rollie Fingers, Bert Campaneris and Joe Rudi and drafting Reggie Jackson, Sal Bando and Vida Blue. While most of these players had limited time with the Kansas City A's, they would form the nucleus of the next A's dynasty.

The A's moved to Oakland in 1968 and won 82 games that year for their first winning season in 16 years. After back-to-back second place finishes in 1969 and '70, the A's won five straight American League West titles from 1971-75. Anchored by Hall of Famers Hunter, Fingers and Jackson, the A's won three straight World Championships from 1972-74.

Although the A's won 98 games in 1975, the third Athletics dynasty was already coming to an end with the departure of Hunter via free agency prior to the season. The rest of the players would be traded in the next two years and the A's reached a low in Oakland with a 108-loss season in 1979. However, that year saw the debut of the next A's superstar, Rickey Henderson.

Billy Martin was hired to manage the A's in 1980 and Henderson flourished under Martin, stealing 100 bases that year and a record 130 in 1982. Finley sold the A's to Haas Family following the 1980 season and Billy Ball, featuring Henderson on the bases and starting pitchers going the distance, was born. The A's won the West in the strike-shortened 1981 season but would face a seven-year drought before returning to the postseason.

The turnaround began in 1986 with the hiring of Tony La Russa as manager and the signing of Dave Stewart as a free agent. A trade for future Hall of Famer Dennis Eckersley in 1987 led to the emergence of the modern day closer, and three straight rookies of the year in Jose Canseco (1986), Mark McGwire (1987) and Walt Weiss (1988) gave the A's the ingredients for a run of four AL West Championships in five years from 1988-92.

Oakland made three straight World Series appearances from 1988-90, including a World Championship in 1989 that was buoyed by the return of Henderson to Oakland. Two years later on May 1, 1991, Henderson would break Lou Brock's Major League stolen base record with his 939th steal.

The A's had MVPs in 1988 (Canseco), 1990 (Henderson) and 1992 (Eckersley) and Cy Youngs in Bob Welch (1990) and Eckersley (1992), but this time it was age that ended the A's run. While the A's have not won the World Series since the 1989 sweep of the cross-bay rival San Francisco Giants, there has been no shortage of postseason berths in the 21st century.

The Moneyball teams of the early 2000's featuring the Big Three of Tim Lincecum, Mark Mulder and 2002 Cy Young winner Barry Zito, and the offensive power of 2000 MVP Jason Giambi, 2002 MVP Miguel Tejada and Gold Glover Eric Chavez, made four straight postseason appearances from 2000-03 and another in 2006. The 2002 club set a then-AL record with a 20-game winning streak, capped off by a Scott Hatteberg pinch hit home run.

The Bob Melvin-led A's have returned to the postseason five times in the last eight years, including back-to-back AL West titles in 2012-13.

# NOTABLE PERFORMANCES & AWARD WINNERS

## WORLD CHAMPIONSHIPS (9)

| Year | Record | Opponent      |
|------|--------|---------------|
| 1910 | 102-48 | Chicago       |
| 1911 | 101-50 | New York      |
| 1913 | 96-57  | New York      |
| 1929 | 104-46 | Chicago       |
| 1930 | 102-52 | St. Louis     |
| 1972 | 93-62  | Cincinnati    |
| 1973 | 94-68  | New York      |
| 1974 | 90-72  | Los Angeles   |
| 1989 | 99-63  | San Francisco |

## AMERICAN LEAGUE PENNANTS (15)

| Year | Record | Manager       |
|------|--------|---------------|
| 1902 | 83-53  | Connie Mack   |
| 1905 | 92-56  | Connie Mack   |
| 1910 | 102-48 | Connie Mack   |
| 1911 | 101-50 | Connie Mack   |
| 1913 | 96-57  | Connie Mack   |
| 1914 | 99-53  | Connie Mack   |
| 1929 | 104-46 | Connie Mack   |
| 1930 | 102-52 | Connie Mack   |
| 1931 | 107-45 | Connie Mack   |
| 1972 | 93-62  | Dick Williams |
| 1973 | 94-68  | Dick Williams |
| 1974 | 90-72  | Alvin Dark    |
| 1988 | 104-58 | Tony La Russa |
| 1989 | 99-63  | Tony La Russa |
| 1990 | 103-59 | Tony La Russa |

## AMERICAN LEAGUE WEST DIVISION TITLES (16)

| Year | Record | Manager       |
|------|--------|---------------|
| 1971 | 101-60 | Dick Williams |
| 1972 | 93-62  | Dick Williams |
| 1973 | 94-68  | Dick Williams |
| 1974 | 90-72  | Alvin Dark    |
| 1975 | 98-64  | Alvin Dark    |
| 1981 | 64-45  | Billy Martin  |
| 1988 | 104-58 | Tony La Russa |
| 1989 | 99-63  | Tony La Russa |
| 1990 | 103-59 | Tony La Russa |
| 1992 | 96-66  | Tony La Russa |
| 2000 | 91-70  | Art Howe      |
| 2002 | 103-59 | Art Howe      |
| 2003 | 96-66  | Ken Macha     |
| 2006 | 93-69  | Ken Macha     |
| 2012 | 94-68  | Bob Melvin    |
| 2013 | 96-66  | Bob Melvin    |

## AMERICAN LEAGUE WILD CARDS (4)

| Year | Record | Manager    |
|------|--------|------------|
| 2001 | 102-60 | Art Howe   |
| 2014 | 88-74  | Bob Melvin |
| 2018 | 97-65  | Bob Melvin |
| 2019 | 97-65  | Bob Melvin |

## AMERICAN LEAGUE

### MOST VALUABLE PLAYERS (11)

|                  |      |
|------------------|------|
| Lefty Grove      | 1931 |
| Jimmie Foxx      | 1932 |
| Jimmie Foxx      | 1933 |
| Bobby Shantz     | 1952 |
| Vida Blue        | 1971 |
| Reggie Jackson   | 1973 |
| Jose Canseco     | 1988 |
| Rickey Henderson | 1990 |
| Dennis Eckersley | 1992 |
| Jason Giambi     | 2000 |
| Miguel Tejada    | 2002 |

### AMERICAN LEAGUE CY YOUNG AWARDS (5)

|                  |      |
|------------------|------|
| Vida Blue        | 1971 |
| Jim Hunter       | 1974 |
| Bob Welch        | 1990 |
| Dennis Eckersley | 1992 |
| Barry Zito       | 2002 |

### AMERICAN LEAGUE ROOKIES OF THE YEAR (8)

|               |      |
|---------------|------|
| Harry Byrd    | 1952 |
| Jose Canseco  | 1986 |
| Mark McGwire  | 1987 |
| Walt Weiss    | 1988 |
| Ben Grievie   | 1998 |
| Bobby Crosby  | 2004 |
| Huston Street | 2005 |
| Andrew Bailey | 2009 |

### AMERICAN LEAGUE MANAGERS OF THE YEAR (4)

|                   |             |
|-------------------|-------------|
| Tony La Russa     | 1988        |
| Tony La Russa     | 1992        |
| <b>Bob Melvin</b> | <b>2012</b> |
| <b>Bob Melvin</b> | <b>2018</b> |

## POSTSEASON BESTS

| World Championships | Division Titles     |
|---------------------|---------------------|
| Yankees 27          | Yankees 19          |
| Cardinals 11        | Braves 19           |
| <b>Athletics 9</b>  | Dodgers 18          |
| Red Sox 9           | <b>Athletics 16</b> |
| Giants 8            | Cardinals 15        |

| League Championships* | Postseason Appearances |
|-----------------------|------------------------|
| Yankees 40            | Yankees 55             |
| Giants 21             | Dodgers 33             |
| Dodgers 20            | Cardinals 29           |
| Cardinals 19          | <b>Athletics 28</b>    |
| <b>Athletics 15</b>   | Giants 26              |

\*since 1901



**LEAGUE LEADERS**

**Batting Champions (6)**

| Year | Name        | Avg. |
|------|-------------|------|
| 1901 | Nap Lajoie  | .426 |
| 1930 | Al Simmons  | .381 |
| 1931 | Al Simmons  | .390 |
| 1933 | Jimmie Foxx | .356 |
| 1951 | Ferris Fain | .344 |
| 1952 | Ferris Fain | .327 |

**Home Run Champions (23)**

| Year | Name           | HR |
|------|----------------|----|
| 1901 | Nap Lajoie     | 14 |
| 1902 | Socks Seybold  | 16 |
| 1904 | Harry Davis    | 10 |
| 1905 | Harry Davis    | 8  |
| 1906 | Harry Davis    | 12 |
| 1907 | Harry Davis    | 8  |
| 1911 | Frank Baker    | 11 |
| 1912 | Frank Baker    | 10 |
| 1913 | Frank Baker    | 12 |
| 1914 | Frank Baker    | 9  |
| 1918 | Tilly Walker   | 11 |
| 1932 | Jimmie Foxx    | 58 |
| 1933 | Jimmie Foxx    | 48 |
| 1935 | Jimmie Foxx    | 36 |
| 1951 | Gus Zernial    | 33 |
| 1973 | Reggie Jackson | 32 |
| 1975 | Reggie Jackson | 36 |
| 1981 | Tony Armas     | 22 |
| 1987 | Mark McGwire   | 49 |
| 1988 | Jose Canseco   | 42 |
| 1991 | Jose Canseco   | 44 |
| 1996 | Mark McGwire   | 52 |
| 2018 | Khris Davis    | 48 |

**RBI Champions (11)**

| Year | Name           | RBI |
|------|----------------|-----|
| 1901 | Nap Lajoie     | 125 |
| 1905 | Harry Davis    | 83  |
| 1906 | Harry Davis    | 96  |
| 1912 | Frank Baker    | 130 |
| 1913 | Frank Baker    | 117 |
| 1929 | Al Simmons     | 157 |
| 1932 | Jimmie Foxx    | 169 |
| 1933 | Jimmie Foxx    | 163 |
| 1951 | Gus Zernial    | 125 |
| 1973 | Reggie Jackson | 117 |
| 1988 | Jose Canseco   | 124 |

**ERA Champions (12)**

| Year | Name            | ERA  |
|------|-----------------|------|
| 1905 | Rube Waddell    | 1.48 |
| 1909 | Harry Krause    | 1.39 |
| 1926 | Lefty Grove     | 2.51 |
| 1929 | Lefty Grove     | 2.82 |
| 1930 | Lefty Grove     | 2.54 |
| 1931 | Lefty Grove     | 2.05 |
| 1932 | Lefty Grove     | 2.84 |
| 1970 | Diego Segui     | 2.56 |
| 1971 | Vida Blue       | 1.82 |
| 1974 | Catfish Hunter  | 2.49 |
| 1981 | Steve McCatty   | 2.32 |
| 1994 | Steve Ontiveros | 2.65 |

**Strikeout Champions (13)**

| Year | Name         | Tot. |
|------|--------------|------|
| 1902 | Rube Waddell | 210  |
| 1903 | Rube Waddell | 302  |
| 1904 | Rube Waddell | 349  |
| 1905 | Rube Waddell | 287  |
| 1906 | Rube Waddell | 196  |
| 1907 | Rube Waddell | 232  |
| 1925 | Lefty Grove  | 116  |
| 1926 | Lefty Grove  | 194  |
| 1927 | Lefty Grove  | 174  |
| 1928 | Lefty Grove  | 183  |
| 1929 | Lefty Grove  | 170  |
| 1930 | Lefty Grove  | 209  |
| 1931 | Lefty Grove  | 175  |

**LEAGUE AWARDS**

**AL Pitcher of the Month**

|                 |                 |
|-----------------|-----------------|
| Rick Langford   | August, 1979    |
| Matt Keough     | April, 1981     |
| Jay Howell      | June, 1985      |
| Steve Ontiveros | June, 1987      |
| Dave Stewart    | April, 1988     |
| Mike Moore      | July, 1989      |
| Dave Stewart    | April, 1990     |
| Dave Stewart    | September, 1990 |
| Tim Hudson      | September, 2000 |
| Mark Mulder     | July, 2001      |
| Barry Zito      | August, 2001    |
| Barry Zito      | September, 2001 |
| Mark Mulder     | June, 2002      |
| Cory Lidle      | August, 2002    |
| Barry Zito      | July, 2005      |
| Esteban Loaiza  | August, 2006    |

|                    |                    |
|--------------------|--------------------|
| Dan Haren          | May, 2007          |
| Bartolo Colón      | June, 2013         |
| Sonny Gray         | April, 2014        |
| Sonny Gray         | July, 2014         |
| Scott Kazmir       | July, 2015         |
| Rich Hill          | May, 2016          |
| <b>Sean Manaea</b> | <b>April, 2018</b> |

**AL Player of the Month**

|                 |                 |
|-----------------|-----------------|
| Gene Tenace     | September, 1975 |
| Mike Davis      | April, 1985     |
| Carney Lansford | May, 1988       |
| Jose Canseco    | September, 1988 |
| Jose Canseco    | May, 1990       |
| Dave Henderson  | April, 1991     |
| Mark McGwire    | June, 1996      |
| Jason Giambi    | September, 2000 |
| Jason Giambi    | May, 2001       |
| Jermaine Dye    | August, 2001    |
| Eric Chavez     | September, 2001 |
| Josh Donaldson  | September, 2013 |

**AL Rookie of the Month**

|                 |                 |
|-----------------|-----------------|
| Bobby Crosby    | June, 2004      |
| Joe Blanton     | June, 2005      |
| Joe Blanton     | August, 2005    |
| Andrew Bailey   | August, 2009    |
| Brett Anderson  | September, 2009 |
| Jemile Weeks    | June, 2011      |
| Yoenis Céspedes | September, 2012 |
| Nate Freiman    | May, 2013       |
| Ryon Healy      | September, 2016 |

**World Series Most Valuable Player**

|                |      |
|----------------|------|
| Gene Tenace    | 1972 |
| Reggie Jackson | 1973 |
| Rollie Fingers | 1974 |
| Dave Stewart   | 1989 |

**ALCS Most Valuable Player**

|                  |      |
|------------------|------|
| Dennis Eckersley | 1988 |
| Rickey Henderson | 1989 |
| Dave Stewart     | 1990 |

**All-Star Game Most Valuable Player**

|                 |      |
|-----------------|------|
| Terry Steinbach | 1988 |
|-----------------|------|

**Outstanding Designated Hitter Award**

|                    |             |
|--------------------|-------------|
| Dave Kingman       | 1984        |
| Dave Parker        | 1989        |
| <b>Khris Davis</b> | <b>2018</b> |

**RECENT PLAYER OF THE WEEK AWARD WINNERS**

**Mark Canha, August 25, 2019**  
**Ramón Laureano, July 21, 2019**  
**Marcus Semien, June 9, 2019**  
**Mike Fiers, May 12, 2019\***  
**Sean Manaea, April 22, 2018\***  
 Yonder Alonso, May 7, 2017  
**Khris Davis, September 18, 2016\***  
 Josh Reddick, May 3, 2015\*  
 Sonny Gray and Josh Reddick, September 28, 2014\*

Jon Lester, September 14, 2014  
 Brandon Moss, May 18, 2014  
 Brandon Moss, September 1, 2013  
 Josh Donaldson, April 28, 2013  
 Josh Reddick, September 3, 2012  
 Yoenis Céspedes, July 16, 2012  
 Brandon Moss, June 18, 2012  
 Hideki Matsui, July 25, 2011  
 Gio Gonzalez, July 4, 2011\*  
 Trevor Cahill, August 9, 2010

Dallas Braden, May 10, 2010  
 Mark Ellis, August 10, 2009  
 Jack Cust, May 5, 2008  
 Jack Cust and Dan Johnson, May 14, 2007  
 Frank Thomas, September 11, 2006  
 Mark Kotsay, July 17, 2006  
 Eric Chavez, May 30, 2005

*\*indicates co-Player of the Week*

**Roberto Clemente Award**

Dave Stewart .....1990

**Joe Cronin Award**

Rickey Henderson .....1982

Jose Canseco .....1988

Dave Stewart .....1990

**Executive of the Year****Billy Beane .....2018****TEAM AWARDS****Dave Stewart Community Service Award**

Ernie Young .....1996

Scott Spiezio .....1997

Tom Candiotti .....1998

Art Howe .....1999

Jason Giambi .....2000

Terrence Long .....2001

Tim Hudson .....2002

Scott Hatteberg .....2003

Eric Chavez .....2004

Barry Zito .....2005

Mark Kotsay .....2006

Mark Ellis .....2007

Dana Eveland .....2008

Dallas Braden/Kurt Suzuki .....2009

Craig Breslow .....2010

Josh Willingham .....2011

Jonny Gomes .....2012

Sean Doolittle .....2013

Jed Lowrie .....2014

Stephen Vogt .....2015

Stephen Vogt .....2016

**Liam Hendriks .....2017****Chad Pinder .....2018****Liam Hendriks .....2019****Jim "Catfish" Hunter Award**

Tim Hudson .....2004

Mark Ellis .....2005

Jason Kendall .....2006

Mark Ellis .....2007

Mike Sweeney .....2008

Kurt Suzuki .....2009

Ben Sheets .....2010

Josh Willingham .....2011

Jonny Gomes .....2012

Coco Crisp .....2013

Stephen Vogt .....2014

Stephen Vogt .....2015

Stephen Vogt .....2016

Jed Lowrie .....2017

**Matt Chapman .....2018****Marcus Semien .....2019****Walter A. Haas, Jr. Community Achievement Award**

Dave Stewart .....1987

Storm Davis .....1988

Dave Stewart .....1989

Dave Henderson .....1990

Dennis Eckersley .....1991

Dennis Eckersley/Terry Steinbach .....1992

Mike Bordick/Terry Steinbach .....1993

**BBWAA AWARDS****Bill Rigney "Good Guy" Award**

Matt Stairs .....1997

Rickey Henderson .....1998

Jason Giambi .....1999

Eric Chavez .....2000

Johnny Damon .....2001

Scott Hatteberg .....2002

Tim Hudson .....2003

Mark Kotsay .....2004

Bobby Crosby .....2005

Frank Thomas .....2006

Mark Ellis .....2007

Huston Street .....2008

Kurt Suzuki .....2009

Kurt Suzuki .....2010

Gio Gonzalez .....2011

Jonny Gomes .....2012

Brandon Moss .....2013

Sean Doolittle .....2014

Stephen Vogt .....2015

**Marcus Semien .....2016**

Jed Lowrie .....2017

**Stephen Piscotty .....2018****Bob Melvin .....2019****Local Chapter MVP**

Joe Rudi .....1974

Rollie Fingers .....1975

Vida Blue .....1976

Jason Giambi .....2000

**PLAYERS CHOICE AWARDS****AL Outstanding Pitcher of the Year**

Barry Zito .....2002

**AL Outstanding Rookie**

Ben Grieve .....1998

Terrence Long .....2000

Bobby Crosby .....2004

Huston Street .....2005

**AL Comeback Player of the Year**

Dennis Eckersley .....1992

John Jaha .....1999

Frank Thomas .....2006

**Man of the Year**

Mark McGwire .....1996

**THE SPORTING NEWS AWARDS****Major League Player of the Year**

Reggie Jackson .....1973

**AL Most Valuable Player**

Al Simmons .....1929

Jimmie Foxx .....1932

Jimmie Foxx .....1933

**AL Player of the Year**

Ferris Fain .....1951

Reggie Jackson .....1973

Tony Armas .....1981

Jose Canseco .....1988

**AL Pitcher of the Year**

Bobby Shantz .....1952

Vida Blue .....1971

Jim Hunter .....1974

Bob Welch .....1990

Dennis Eckersley .....1992

Barry Zito .....2002

**AL Rookie Player of the Year**

Dick Howser .....1961

Mitchell Page .....1977

Jose Canseco .....1986

Mark McGwire .....1987

Walt Weiss .....1988

Ben Grieve .....1998

Bobby Crosby .....2004

Huston Street .....2005

**AL Rookie Pitcher of the Year**

Jim Nash .....1966

Tim Hudson .....1999

**AL Fireman of the Year**

Jack Aker .....1966

Dennis Eckersley .....1988

Dennis Eckersley .....1991

Dennis Eckersley .....1992

Billy Koch .....2002

Keith Foulke .....2003

**AL Comeback Player of the Year**

Storm Davis .....1988

John Jaha .....1999

**ML Manager of the Year**

Billy Martin .....1981

**AL Manager of the Year**

Tony La Russa .....1988

Tony La Russa .....1992

**Bob Melvin .....2018****ML Executive of the Year****Billy Beane .....1999****Billy Beane .....2012****Billy Beane .....2018****Sportsman of the Year**

Charles O. Finley .....1972

Mark McGwire .....1997

**Major League All-Star Team**

Mickey Cochrane, C .....1925

Eddie Rommel, P .....1925

Al Simmons, OF .....1927

Mickey Cochrane, C .....1928

Lefty Grove, P .....1928

Jimmie Foxx, 1B .....1929

Al Simmons, OF .....1929

Mickey Cochrane, C .....1929

Lefty Grove, P .....1929

Al Simmons, OF .....1930

Mickey Cochrane, C .....1930

Lefty Grove, P .....1930

Al Simmons, OF .....1931

Mickey Cochrane, C .....1931

Lefty Grove, P .....1931

Jimmie Foxx, 1B .....1932

Lefty Grove, P .....1932



## Athletics History, continued

|                  |      |
|------------------|------|
| Jimmie Foxx, 1B  | 1933 |
| Mike Higgins, 3B | 1934 |
| Doc Cramer, OF   | 1935 |
| Mike Higgins, 3B | 1936 |
| Ferris Fain, 1B  | 1951 |
| Ferris Fain, 1B  | 1952 |
| Bobby Shantz, P  | 1952 |

### American League All-Star Team

|                          |             |
|--------------------------|-------------|
| Norm Siebern, 1B         | 1962        |
| Reggie Jackson, OF       | 1969        |
| Vida Blue, LHP           | 1971        |
| Joe Rudi, OF             | 1972        |
| Sal Bando, 3B            | 1973        |
| Bert Campaneris, SS      | 1973        |
| Ken Holtzman, LHP        | 1973        |
| Reggie Jackson, OF       | 1973        |
| Sal Bando, 3B            | 1974        |
| Bert Campaneris, SS      | 1974        |
| Jim Hunter, RHP          | 1974        |
| Joe Rudi, OF             | 1974        |
| Reggie Jackson, OF       | 1975        |
| Joe Rudi, OF             | 1976        |
| Dwayne Murphy, OF        | 1981        |
| Rickey Henderson, OF     | 1981        |
| Tony Armas, OF           | 1981        |
| Dave Kingman, DH         | 1984        |
| Jose Canseco, OF         | 1988        |
| Dennis Eckersley, RP     | 1988        |
| Dave Stewart, RHP        | 1988        |
| Carney Lansford, 3B      | 1989        |
| Jose Canseco, OF         | 1990        |
| Rickey Henderson, OF     | 1990        |
| Bob Welch, RHP           | 1990        |
| Jose Canseco, OF         | 1991        |
| Mark McGwire, 1B         | 1992        |
| Mark McGwire, 1B         | 1996        |
| Mark Mulder, LHP         | 2001        |
| Eric Chavez, 3B          | 2002        |
| Barry Zito, LHP          | 2002        |
| <b>Matt Olson, 1B</b>    | <b>2018</b> |
| <b>Matt Olson, 1B</b>    | <b>2019</b> |
| <b>Marcus Semien, SS</b> | <b>2019</b> |
| <b>Liam Hendriks, RP</b> | <b>2019</b> |

### WIRE SERVICE AWARDS

#### AP Player of the Year

|              |      |
|--------------|------|
| Jose Canseco | 1988 |
|--------------|------|

#### AP Manager of the Year

|              |      |
|--------------|------|
| Billy Martin | 1980 |
|--------------|------|

#### UPI Manager of the Year

|               |      |
|---------------|------|
| Tony La Russa | 1992 |
|---------------|------|

#### AP Major League All-Star Team

|                      |      |
|----------------------|------|
| Rickey Henderson, OF | 1990 |
| Bob Welch, RHP       | 1990 |
| Jose Canseco, OF     | 1991 |
| Dennis Eckersley, RP | 1992 |
| Mark McGwire, 1B     | 1992 |
| Mark McGwire, 1B     | 1996 |

#### UPI AL All-Star Team

|                      |      |
|----------------------|------|
| Mark McGwire, 1B     | 1992 |
| Dennis Eckersley, RP | 1992 |

#### UPI AL Comeback Player of the Year

|                |      |
|----------------|------|
| Dave Kingman   | 1984 |
| Dave Henderson | 1988 |
| Mark McGwire   | 1992 |

#### UPI Executive of the Year

|                |      |
|----------------|------|
| Sandy Alderson | 1988 |
| Sandy Alderson | 1990 |

### MISCELLANEOUS AWARDS

#### Organization of the Year

|                  |      |
|------------------|------|
| Baseball America | 1982 |
| Topps            | 1998 |
| Baseball America | 1999 |
| Howe Sports Data | 1999 |
| Topps            | 1999 |
| Topps            | 2004 |

#### Baseball America Executive of the Year

|                    |             |
|--------------------|-------------|
| <b>Billy Beane</b> | <b>2002</b> |
| <b>Billy Beane</b> | <b>2013</b> |

#### AL Rawlings Gold Glove

|                         |             |
|-------------------------|-------------|
| Joe Rudi, OF            | 1974        |
| Joe Rudi, OF            | 1975        |
| Joe Rudi, OF            | 1976        |
| Dwayne Murphy, OF       | 1980        |
| Mike Norris, P          | 1980        |
| Dwayne Murphy, OF       | 1981        |
| Mike Norris, P          | 1981        |
| Rickey Henderson, OF    | 1981        |
| Dwayne Murphy, OF       | 1982        |
| Dwayne Murphy, OF       | 1983        |
| Dwayne Murphy, OF       | 1984        |
| Dwayne Murphy, OF       | 1985        |
| Alfredo Griffin, SS     | 1985        |
| Mark McGwire, 1B        | 1990        |
| Eric Chavez, 3B         | 2001        |
| Eric Chavez, 3B         | 2002        |
| Eric Chavez, 3B         | 2003        |
| Eric Chavez, 3B         | 2004        |
| Eric Chavez, 3B         | 2005        |
| Eric Chavez, 3B         | 2006        |
| Josh Reddick, OF        | 2012        |
| <b>Matt Olson, 1B</b>   | <b>2018</b> |
| <b>Matt Chapman, 3B</b> | <b>2018</b> |
| <b>Matt Olson, 1B</b>   | <b>2019</b> |
| <b>Matt Chapman, 3B</b> | <b>2019</b> |

#### Platinum Glove

|                         |             |
|-------------------------|-------------|
| <b>Matt Chapman, AL</b> | <b>2018</b> |
| <b>Matt Chapman, AL</b> | <b>2019</b> |

#### Wilson Defensive Player of the Year

|                                   |             |
|-----------------------------------|-------------|
| Josh Reddick, AL OF               | 2012        |
| Josh Reddick, AL OF               | 2013        |
| <b>Matt Chapman, ML and ML 3B</b> | <b>2018</b> |
| <b>Matt Chapman, ML 3B</b>        | <b>2019</b> |

#### AL Silver Slugger Award

|                  |      |
|------------------|------|
| Rickey Henderson | 1981 |
| Jose Canseco     | 1988 |

|                  |      |
|------------------|------|
| Jose Canseco     | 1990 |
| Rickey Henderson | 1990 |
| Jose Canseco     | 1991 |
| Mark McGwire     | 1992 |
| Mark McGwire     | 1996 |
| Jason Giambi     | 2001 |
| Eric Chavez      | 2002 |

#### AL Rolaids Relief Man Award

|                  |      |
|------------------|------|
| Dennis Eckersley | 1988 |
| Dennis Eckersley | 1992 |
| Billy Koch       | 2002 |
| Keith Foulke     | 2003 |

#### Topps ML Rookie All-Star Team

|                         |      |
|-------------------------|------|
| Dick Howser, OF         | 1961 |
| Ed Charles, 3B          | 1962 |
| Manny Jimenez, OF       | 1962 |
| Bert Campaneris, SS     | 1964 |
| Jim Nash, RHP           | 1966 |
| Rick Monday, OF         | 1967 |
| Angel Mangual, OF       | 1971 |
| Claudell Washington, OF | 1974 |
| Wayne Gross, 3B         | 1977 |
| Mitchell Page, OF       | 1977 |
| Dave Revering, 1B       | 1978 |
| John Johnson, LHP       | 1978 |
| Bob Kearney, C          | 1983 |
| Jose Canseco, OF        | 1986 |
| Mark McGwire, 1B        | 1987 |
| Walt Weiss, SS          | 1988 |
| Felix Jose, OF          | 1990 |
| Tony Batista, 2B        | 1996 |
| Ben Grieve, OF          | 1998 |
| A.J. Hinch, C           | 1998 |
| Terrence Long, OF       | 2000 |
| Mark Ellis, 2B          | 2002 |
| Bobby Crosby, SS        | 2004 |
| Dan Johnson, 1B         | 2005 |
| Huston Street, P        | 2005 |
| Brad Ziegler, P         | 2008 |
| Yoenis Céspedes, OF     | 2012 |

#### Tony Conigliaro Award

|                         |             |
|-------------------------|-------------|
| Jim Mecir               | 2003        |
| <b>Stephen Piscotty</b> | <b>2018</b> |

#### The Hutch Award

|                         |             |
|-------------------------|-------------|
| Carney Lansford         | 1992        |
| Jason Giambi            | 2000        |
| <b>Stephen Piscotty</b> | <b>2018</b> |

#### AL Chalmers Award\*

|               |      |
|---------------|------|
| Eddie Collins | 1914 |
|---------------|------|

#### Early American League MVPs\*

|                    |      |
|--------------------|------|
| Mickey Cochrane, C | 1928 |
|--------------------|------|

\* The Baseball Writers' Association of America has officially balloted and named the MVP in each major league since 1931. The earlier awards were known as the Chalmers (automobile) Award (1911-14) and then the league made the award from 1922 through 1928.

# ATHLETICS HALL OF FAME


The Athletics Hall of Fame was founded in 2018 to honor the individuals who have shaped the identity and success of the Athletics franchise.

The inaugural class of seven featured the five Oakland A's National Baseball Hall of Famers: Catfish Hunter, Rollie Fingers, Reggie Jackson, Dennis Eckersley and Rickey Henderson, as well as four-time 20-game winner Dave Stewart and owner Charlie Finley.

The first induction ceremony, which has become an annual affair, took place on Sept. 5, 2018. Members of the Athletics Hall of Fame will be honored with a display in the future.



## ATHLETICS HALL OF FAMERS




**Vida Blue**  
Oakland A's 1969-77  
Inducted Sept. 21, 2019

Vida Blue made his Major League debut in 1969 eight days before his 20th birthday, tossed a no-hitter in 1970, and then burst onto the national scene in 1971 when he won both the American League Cy Young Award and Most Valuable Player Award after compiling a 24-8 record, a league-leading 1.82 ERA and 301 strikeouts. Blue started two All-Star Games for the AL in 1971 and 1975, and in between pitched for the A's three consecutive World Champions.



**Bert Campaneris**  
Kansas City A's 1964-67  
Oakland A's 1968-76  
Inducted Sept. 21, 2019

When you trace the roots of the A's three straight World Championships from 1972 to 1974, it all began on April 25, 1961, when the Kansas City A's signed a 19-year-old Cuban named Dagoberto Campaneris. "Campy" played 13 seasons for the A's and was a six-time All-Star. He stole 649 bases in his career and led the American League in steals six times. Campaneris homered twice in his debut and famously played all nine positions in a nine-inning game on Sept. 8, 1965.



**Dennis Eckersley**  
Oakland A's 1987-95  
Inducted Sept. 5, 2018


When Dennis Eckersley was traded to the A's in April of 1987, he had a successful 12-year career as a starting pitcher. By the time his nine seasons in Oakland concluded, he redefined the role of closer, saving an Athletics record 320 games. Born in Oakland and raised in Fremont, he was the AL MVP and Cy Young winner in 1992. Eckersley was a four-time All-Star with Oakland and was a member of the A's World Championships in 1989.

## ATHLETICS RETIRED NUMBERS

| No. | Player               | Date Retired    |
|-----|----------------------|-----------------|
| 9   | Reggie Jackson       | May 22, 2004    |
| 24  | Rickey Henderson     | August 1, 2009  |
| 27  | Jim "Catfish" Hunter | June 9, 1991    |
| 34  | Rollie Fingers       | July 5, 1993    |
| 34  | Dave Stewart         | May 23, 2020    |
| 43  | Dennis Eckersley     | August 13, 2005 |

## THE RON BERGMAN AWARD

The Ron Bergman Award was established in 2019 to honor a journalist for meritorious contributions to the coverage of the Athletics. The award is named after the inaugural recipient, Ron Bergman, who covered the A's for the Oakland Tribune and San Jose Mercury News, and was the author of *Mustache Gang*, which chronicled the A's first World Championship in Oakland in 1972.



**Rollie Fingers**  
Oakland A's 1968-76  
*Inducted Sept. 5, 2018*

Rollie Fingers made his ML debut with Oakland in 1968 and was used both as a starter and reliever over his first four seasons. He moved to the bullpen full time in 1972, when the A's began their run of three consecutive World Championships. Fingers spent the first nine seasons of his 17-year Hall of Fame career with Oakland. The mustachioed right-hander was a four-time All-Star with the A's and earned 1974 World Series MVP honors.



**Charlie Finley**  
Kansas City A's 1961-67;  
Oakland A's 1968-80  
*Inducted Sept. 5, 2018*

After purchasing the Kansas City A's following the 1960 season, Charlie Finley moved the club to Oakland in 1968 where the team he assembled would win three consecutive World Championships from 1972-74. He would be remembered as much for his off-field antics and innovations as he proposed the designated hitter, interleague play and World Series night games. Finley also introduced baseball to Charlie O the mule, Harvey the mechanical rabbit, white cleats, colorful uniforms and more.



**Walter A. Haas, Jr.**  
Oakland A's 1981-95  
*Inducted Sept. 21, 2019*

Walter A. Haas, Jr. purchased the A's following the 1980 season and during his 15 years as owner, Oakland won five American League West titles, three AL Pennants and the 1989 World Championship. The A's set franchise records for attendance five times, but Haas will be remembered just as much for his commitment to the community and staying in the background while bright young innovators grew the A's reputation to one of the best in baseball.



**Rickey Henderson**  
Oakland A's 1979-84, 89-93,  
94-95, 98  
*Inducted Sept. 5, 2018*

Raised in Oakland and drafted by the A's, Rickey Henderson went on to become the greatest player in Oakland A's history and one of the greatest leadoff hitters of all time. He played 14 of his 25 seasons in an Oakland uniform and finished his career in 2003 as the all-time leader in stolen bases (1,406), runs scored (2,295) and walks (2,190). Henderson was a six-time All-Star with the A's, AL MVP in 1990 and a member of the 1989 A's World Champions.




**Jim "Catfish" Hunter**  
Kansas City A's 1965-67;  
Oakland A's 1968-74  
*Inducted Sept. 5, 2018*

Jim "Catfish" Hunter was the anchor of the A's teams that won three consecutive World Championships from 1972 to 1974. He had four straight 20-win seasons with Oakland, including a career-high 25 victories in 1974 when he won the AL Cy Young. Hunter was a six-time All-Star with the A's and tossed the first perfect game in Oakland history on May 8, 1968. He pitched three seasons in Kansas City and seven in Oakland and was inducted to the National Hall of Fame in 1987.



**Reggie Jackson**  
Kansas City A's 1967;  
Oakland A's 1968-75, 87  
*Inducted Sept. 5, 2018*

"Mr. October" was born in 1973 when Reggie Jackson earned World Series MVP honors as the A's won their second of three straight World Championships. He was also named AL MVP that year after leading the league in runs, home runs and RBI. Jackson made his debut with the Kansas City A's in 1967, spent the next eight seasons with Oakland and then concluded his 21-year Hall of Fame career with the A's in 1987. He played in six All-Star Games in an Oakland uniform.




**Tony La Russa**  
Oakland A's 1986-95  
Inducted Sept. 21, 2019

Tony La Russa managed the A's for 10 seasons from 1986 to 1995. Under his guidance, the A's won four American League West titles, three consecutive AL Pennants from 1988 to 1990 and the World Championship in 1989. La Russa won 798 games during his tenure with Oakland, including 104 in 1988 when he was named AL Manager of the Year. He would garner the honor again in 1992 and was elected to the National Baseball Hall of Fame in 2014.



**Mark McGwire**  
Oakland A's 1986-97  
Inducted Sept. 21, 2019

Mark McGwire played 12 seasons with Oakland and hit 363 home runs, breaking the franchise record in 1996. He was named to nine American League All-Star teams, including six straight beginning in 1987 when he was named AL Rookie of the Year after hitting 49 home runs. He earned the AL Gold Glove for first basemen in 1990 and hit 52 home runs in 1996. The A's reached the Postseason four times with McGwire, highlighted by a World Championship in 1989.



**Dave Stewart**  
Oakland A's 1986-92, 95  
Inducted Sept. 5, 2018

Born in Oakland and a graduate of St. Elizabeth High School, Dave Stewart spent six seasons in the majors with three teams before breaking through with the A's. He joined Oakland in 1986 and would go on to win 20 games in four consecutive seasons from 1987-90. The big-game pitcher went 8-3 with a 2.22 ERA in 14 postseason starts for Oakland, including two wins in the 1989 World Series when he earned MVP honors in the A's sweep of the Giants.

## ATHLETICS IN THE NATIONAL BASEBALL HALL OF FAME

| Players (7)      | Year Inducted | Pos. | Career Avg. | Years With Athletics        |
|------------------|---------------|------|-------------|-----------------------------|
| Frank Baker      | 1955          | 3B   | .307        | 1908-14                     |
| Mickey Cochrane  | 1947          | C    | .320        | 1925-33                     |
| Eddie Collins    | 1939          | 2B   | .333        | 1906-14; 27-30              |
| Jimmie Foxx      | 1951          | 1B   | .325        | 1925-35                     |
| Rickey Henderson | 2009          | OF   | .279        | 1979-1984; 89-93; 94-95; 98 |
| Reggie Jackson   | 1993          | OF   | .262        | 1967-75; 87                 |
| Al Simmons       | 1953          | OF   | .334        | 1924-32; 40-41; 44          |

| Pitchers (7)     | Year Inducted | Career Record    | Career ERA | Years With Athletics |
|------------------|---------------|------------------|------------|----------------------|
| Chief Bender     | 1953          | 212-127          | 2.46       | 1903-14              |
| Dennis Eckersley | 2004          | 197-171, 390 SVs | 3.50       | 1987-95              |
| Rollie Fingers   | 1992          | 114-118, 341 SVs | 2.90       | 1968-76              |
| Lefty Grove      | 1947          | 300-141          | 3.06       | 1925-33              |
| Jim Hunter       | 1987          | 224-166          | 3.26       | 1965-74              |
| Eddie Plank      | 1946          | 326-194          | 2.35       | 1901-14              |
| Rube Waddell     | 1946          | 193-143          | 2.16       | 1902-07              |

| Managers (3)  | Year Inducted | Career Record | Years With Athletics |
|---------------|---------------|---------------|----------------------|
| Tony La Russa | 2014          | 2728-2365     | 1986-95              |
| Connie Mack   | 1937          | 3776-4025     | 1901-50              |
| Dick Williams | 2008          | 1571-1451     | 1971-73              |

**Other Hall of Famers Who Spent Part of Their Career With the Athletics (24):** Harold Baines (1990-92); Orlando Cepeda (1972); Ty Cobb (1927-28); Jimmy Collins (1907-08); Stan Coveleski (1912); Elmer Flick (1902); Nellie Fox (1947-49); Rich Gossage (1992-93); Whitey Herzog (1958-60); Waite Hoyt (1931); George Kell (1943-46); Nap Lajoie (1901-02; 1915-16); Willie McCovey (1976); Joe Morgan (1984); Satchel Paige (1965); Herb Pennock (1912-15); Mike Piazza (2007); Tim Raines (1999); Enos Slaughter (1955-56); Tris Speaker (1928); Don Sutton (1985); Frank Thomas (2006; 08); Zack Wheat (1927); Billy Williams (1975-76)

**Broadcasters Who Spent Part of Their Careers With the Athletics (Ford C. Frick Award):** By Saam (1938-54); Al Helfer (1968-69); Harry Caray (1970); Bob Elson (1971); Jon Miller (1974); Lon Simmons (1981-1995); Bill King (1981-2005)

# ATHLETICS ALL-STAR GAME SELECTIONS

1933 Connie Mack (manager), Jimmie Foxx (1b), Lefty Grove (p)  
 1934 Jimmie Foxx (1b), Pinky Higgins (3b)  
 1935 Jimmie Foxx (1b), Bob Johnson (of)  
 1936 Pinky Higgins (3b)  
 1937 Wally Moses (of)  
 1938 Bob Johnson (of)  
 1939 Russell Blackburne (coach), Frank Hayes (c), Bob Johnson (of)  
 1940 Frank Hayes (c), Bob Johnson (of)  
 1941 Frank Hayes (c)  
 1942 Bob Johnson (of)  
 1943 Russell Blackburne (coach), Dick Siebert (1b)  
 1944 Frank Hayes (c), Bobo Newsom (p)  
 1945 NO GAME  
 1946 Buddy Rosar (c), Sam Chapman (of)  
 1947 Buddy Rosar (c)  
 1948 Buddy Rosar (c)\*, Joe Coleman (p)  
 1949 Eddie Joost (ss)\*, Lou Brissie (p), Alex Kellner (p)  
 1950 Ferris Fain (1b)  
 1951 Ferris Fain (1b)\*, Bobby Shantz (p)  
 1952 Ferris Fain (1b), Bobby Shantz (p), Eddie Joost (ss)  
 1953 Gus Zernial (of)\*, Eddie Robinson (1b)  
 1954 Jim Finigan (3b)  
 1955 Jim Finigan (3b)\*, Vic Power (1b)  
 1956 Harry Simpson (of), Vic Power (1b)  
 1957 Joe DeMaestri (ss)  
 1958 Bob Cerv (of)\*  
 1959 Harry Craft (coach), Bud Daley (p), Roger Maris (of)\*\*\*\*  
 1960 Bud Daley (p)  
 1961 Dick Howser (ss)  
 1962 Norm Siebern (1b), Hank Bauer (coach)\*\*\*\*  
 1963 Norm Siebern (1b-of)  
 1964 John Wyatt (p)  
 1965 John O'Donoghue (p)  
 1966 Jim Hunter (p)  
 1967 Jim Hunter (p)  
 1968 Bert Campaneris (ss), Rick Monday (of), John Odum (p)  
 1969 Sal Bando (3b)\*, Reggie Jackson (of)\*, John Odum (p)  
 1970 Jim Hunter (p)  
 1971 Vida Blue (p), Dave Duncan (c), Reggie Jackson (of)  
 1972 Dick Williams (coach), Sal Bando (3b), Bert Campaneris (ss), Ken Holtzman (p), Jim Hunter (p), Reggie Jackson (of)\*, Joe Rudi (of)  
 1973 Dick Williams (manager), Sal Bando (3b), Bert Campaneris (ss), Rollie Fingers (p), Ken Holtzman (p), Jim Hunter (p), Reggie Jackson (of)\*  
 1974 Sal Bando (3b), Bert Campaneris (ss)\*, Rollie Fingers (p), Jim Hunter (p), Reggie Jackson (of)\*, Joe Rudi (of)  
 1975 Alvin Dark (manager), Wes Stock (coach), Vida Blue (p), Bert Campaneris (ss)\*, Rollie Fingers (p), Reggie Jackson (of)\*, Joe Rudi (of)\*, Gene Tenace (c), Claudell Washington (of)  
 1976 Rollie Fingers (p), Phil Garner (2b)  
 1977 Vida Blue (p), Wayne Gross (3b)  
 1978 Matt Keough (p)  
 1979 Jeff Newman (c)  
 1980 Rickey Henderson (of)  
 1981 Tony Armas (of), Mike Norris (p)  
 1982 Billy Martin (manager), Art Fowler (coach), Jackie Moore (coach), Rickey Henderson (of)\*  
 1983 Rickey Henderson (of)

1984 Bill Caudill (p), Rickey Henderson (of), Jackie Moore (coach)  
 1985 Jay Howell (p)  
 1986 Jose Canseco (of)  
 1987 Tony La Russa (coach), Rene Lachemann (coach), Jay Howell (p), Mark McGwire (1b)  
 1988 Jose Canseco (of)\*, Dennis Eckersley (p), Carney Lansford (3b), Mark McGwire (1b)\*, Terry Steinbach (c)\*  
 1989 Tony La Russa (manager), Dave Duncan (coach), Art Kusnyer (coach), Jose Canseco (of)\*\*\*, Mark McGwire (1b)\*, Mike Moore (p), Terry Steinbach (c)\*, Dave Stewart (p)\*  
 1990 Tony La Russa (manager), Dave Duncan (coach), Dave McKay (coach), Jose Canseco (of)\*, Dennis Eckersley (p), Rickey Henderson (of)\*, Mark McGwire (1b)\*, Bob Welch (p)\*  
 1991 Tony La Russa (manager), Dave Duncan (coach), Rene Lachemann (coach), Tommie Reynolds (coach), Harold Baines (of), Dennis Eckersley (p), Dave Henderson (of)\*, Rickey Henderson (of)\*, Mark McGwire (1b)\*\*  
 1992 Jose Canseco (of)\*\*\*, Dennis Eckersley (p), Mark McGwire (1b)\*  
 1993 Terry Steinbach (c)  
 1994 Ruben Sierra (of)  
 1995 Mark McGwire (1b)\*\*\*, Steve Ontiveros (rhp)  
 1996 Mark McGwire (1b)  
 1997 Mark McGwire (1b)  
 1998 Art Howe (coach), Ben Grieve (of)  
 1999 John Jaha (1b)  
 2000 Jason Giambi (1b)\*, Tim Hudson (rhp), Jason Istringhausen (rhp)  
 2001 Jason Giambi (1b)  
 2002 Miguel Tejada (ss), Barry Zito (lhp)  
 2003 Ramon Hernandez (c), Keith Foulke (rhp), Mark Mulder (lhp), Barry Zito (lhp)\*\*\*\*  
 2004 Mark Mulder (lhp)\*, Tim Hudson (rhp)\*\*\*  
 2005 Justin Duchscherer (rhp), Ken Macha (coach)  
 2006 Barry Zito (lhp)  
 2007 Dan Haren (rhp)\*  
 2008 Justin Duchscherer (rhp)  
 2009 Andrew Bailey (rhp)  
 2010 Andrew Bailey (rhp), Trevor Cahill (rhp)\*\*\*\*\*, Bob Geren (coach)  
 2011 Gio Gonzalez (lhp)  
 2012 Ryan Cook (rhp), Bob Melvin (coach)  
 2013 Grant Balfour (rhp), Bartolo Colon (rhp)\*\*\*\*  
 2014 Yoenis Cespedes (of), Josh Donaldson (3b)\*, Sean Doolittle (lhp), Scott Kazmir (lhp), Brandon Moss (1b/of), Derek Norris (c), Jeff Samardzija (rhp)\*\*\*\*\*  
 2015 Sonny Gray (rhp)\*\*\*\*\*, Stephen Vogt (c)  
 2016 Stephen Vogt (c)  
 2017 Yonder Alonso (1b)  
 2018 Jed Lowrie (2b), Blake Treinen (p)  
 2019 Matt Chapman (3b), Liam Hendriks (p)

\* All-Star Game Starters

\*\* Elected Starter, Injured

\*\*\* Injured, did not play

\*\*\*\* Second game addition

\*\*\*\*\* Ineligible List, did not play

\*\*\*\*\* Named to NL All-Star Team, ineligible list

# OAKLAND ATHLETICS IN SEASON OPENERS

| Year | Date     | Opponent         | W-L | Score    | WP         | LP        | Attendance |
|------|----------|------------------|-----|----------|------------|-----------|------------|
| 1968 | April 10 | at Baltimore     | L   | 1-3      | Phoebus    | Hunter    | 22,050     |
| 1969 | April 8  | Chicago          | W   | 5-2      | Odum       | Peters    | 23,610     |
| 1970 | April 7  | at Kansas City   | W   | 6-4      | Odum       | Bunker    | 18,127     |
| 1971 | April 5  | at Washington    | L   | 0-8      | Bosman     | Blue      | 45,061     |
| 1972 | April 15 | Minnesota        | W   | 4-3 (11) | Locker     | LaRoche   | 9,912      |
| 1973 | April 6  | Minnesota        | L   | 3-8      | Blyleven   | Hunter    | 37,972     |
| 1974 | April 4  | at Texas         | W   | 7-2      | Hunter     | Bibby     | 21,907     |
| 1975 | April 8  | Chicago          | W   | 3-2      | Blue       | Wood      | 17,474     |
| 1976 | April 9  | at California    | W   | 5-2      | Torrez     | Tanana    | 30,094     |
| 1977 | April 9  | Minnesota        | W   | 7-4      | Torrez     | Schuler   | 12,562     |
| 1978 | April 7  | at California    | L   | 0-1      | Tanana     | Langford  | 29,194     |
| 1979 | April 6  | Minnesota        | L   | 3-5      | Goltz      | Langford  | 10,387     |
| 1980 | April 10 | Minnesota        | L   | 7-9 (12) | Corbett    | McCatty   | 24,415     |
| 1981 | April 9  | at Minnesota     | W   | 5-1      | Norris     | Koosman   | 42,658     |
| 1982 | April 6  | California       | W   | 3-2 (11) | Jones      | Aase      | 48,348     |
| 1983 | April 4  | Cleveland        | L   | 5-8      | Sutcliffe  | Langford  | 34,831     |
| 1984 | April 3  | Milwaukee        | W   | 6-5      | Burmeier   | Fingers   | 45,398     |
| 1985 | April 9  | at Seattle       | L   | 3-6      | Moore      | Codioli   | 37,161     |
| 1986 | April 8  | Minnesota        | L   | 2-3      | Viola      | Codioli   | 44,726     |
| 1987 | April 7  | at Minnesota     | L   | 4-5 (10) | Frazier    | Krueger   | 43,548     |
| 1988 | April 4  | Seattle          | W   | 4-1      | Stewart    | Langston  | 45,333     |
| 1989 | April 3  | Seattle          | W   | 3-2      | Stewart    | Langston  | 46,163     |
| 1990 | April 9  | Minnesota        | W   | 8-3      | Stewart    | Anderson  | 45,207     |
| 1991 | April 9  | Minnesota        | W   | 7-2      | Stewart    | Morris    | 44,373     |
| 1992 | April 6  | Kansas City      | W   | 5-3      | Honeycutt  | Aquino    | 44,078     |
| 1993 | April 5  | Detroit          | W   | 9-4      | Welch      | Moore     | 43,370     |
| 1994 | April 5  | at Milwaukee     | L   | 7-11     | Kiefer     | Ontiveros | 52,012     |
| 1995 | April 26 | at Toronto       | L   | 1-13     | Cone       | Stewart   | 50,426     |
| 1996 | April 1  | vs. Toronto*     | L   | 6-9      | Hanson     | Reyes     | 7,292      |
| 1997 | April 2  | Cleveland        | L   | 7-9      | Kline      | Wengert   | 41,332     |
| 1998 | April 1  | Boston           | L   | 0-2      | Martinez   | Candiotti | 36,915     |
| 1999 | April 4  | New York         | W   | 5-3 (8)  | Mathews    | Stanton   | 46,380     |
| 2000 | April 3  | Detroit          | L   | 4-7      | Nomo       | Appier    | 53,498     |
| 2001 | April 2  | at Seattle       | L   | 4-5      | Rhodes     | Mecir     | 45,911     |
| 2002 | April 1  | Texas            | W   | 8-3      | Mulder     | Park      | 43,908     |
| 2003 | April 1  | Seattle          | W   | 5-0      | Hudson     | Garcia    | 41,723     |
| 2004 | April 5  | Texas            | W   | 5-4      | Bradford   | Nelson    | 45,122     |
| 2005 | April 4  | at Baltimore     | L   | 0-4      | Lopez      | Zito      | 48,271     |
| 2006 | April 3  | New York         | L   | 2-15     | Johnson    | Zito      | 35,077     |
| 2007 | April 2  | at Seattle       | L   | 0-4      | Hernandez  | Haren     | 46,002     |
| 2008 | March 25 | vs. Boston**     | L   | 5-6 (10) | Okajima    | Street    | 44,628     |
| 2009 | April 6  | at Los Angeles   | L   | 0-3      | Saunders   | Braden    | 43,220     |
| 2010 | April 5  | Seattle          | L   | 3-5      | League     | Ziegler   | 30,686     |
| 2011 | April 1  | Seattle          | L   | 2-6      | Hernandez  | Breslow   | 36,067     |
| 2012 | March 28 | vs. Seattle**    | L   | 1-3      | Wilhelmsen | Carignan  | 44,227     |
| 2013 | April 1  | Seattle          | L   | 0-2      | Hernandez  | Anderson  | 36,067     |
| 2014 | March 31 | Cleveland        | L   | 0-2      | Allen      | Johnson   | 36,067     |
| 2015 | April 6  | Texas            | W   | 8-0      | Gray       | Gallardo  | 36,067     |
| 2016 | April 4  | Chicago (AL)     | L   | 3-4      | Sale       | Hill      | 35,067     |
| 2017 | April 3  | Los Angeles (AL) | W   | 4-2      | Graveman   | Nolasco   | 36,067     |
| 2018 | March 29 | Los Angeles (AL) | W   | 6-5 (11) | Hatcher    | Ramirez   | 27,764     |
| 2019 | March 20 | vs. Seattle**    | L   | 7-9      | Gonzales   | Fiers     | 45,787     |

\*Las Vegas, Nev. \*\*Tokyo, Japan

Overall Record: 23-29 (Oakland 19-14, Road 4-11, Tokyo 0-3, Las Vegas 0-1)

## OAKLAND A'S OPENING DAY TRIVIA

### Youngest Opening Day Starters

|                                |                  |
|--------------------------------|------------------|
| Claudell Washington, LF (1975) | 20 yrs, 220 days |
| Rickey Henderson, LF (1980)    | 21 yrs, 107 days |
| Eric Chavez, 3B (1999)         | 21 yrs, 119 days |
| Claudell Washington, RF (1976) | 21 yrs, 222 days |
| Vida Blue, P (1971)            | 21 yrs, 251 days |

### Oldest Opening Day Starters

|                           |                  |
|---------------------------|------------------|
| Reggie Jackson, DH (1987) | 40 yrs, 324 days |
| Tom Candiotti, P (1998)   | 40 yrs, 213 days |
| Joe Morgan, 2B (1984)     | 40 yrs, 197 days |
| Tony Phillips, 2B (1999)  | 39 yrs, 345 days |
| Randy Velarde, 2B (2002)  | 39 yrs, 128 days |

# OAKLAND A'S OPENING DAY LINEUPS

**1968**  
 Campaneris ..... SS  
 R. Jackson ..... RF  
 Bando ..... 3B  
 Webster ..... 1B  
 Donaldson ..... 2B  
 Pagliaroni ..... C  
 Gosger ..... LF  
 Monday ..... CF  
 Hunter ..... P

**1969**  
 Campaneris ..... SS  
 R. Jackson ..... RF  
 Hershberger ..... LF  
 Bando ..... 3B  
 Cater ..... 1B  
 Green ..... 2B  
 Monday ..... CF  
 Duncan ..... C  
 Odom ..... P

**1970**  
 Campaneris ..... SS  
 Monday ..... CF  
 F. Alou ..... LF  
 R. Jackson ..... RF  
 Bando ..... 3B  
 Mincher ..... 1B  
 Green ..... 2B  
 Fernandez ..... C  
 Odom ..... P

**1971**  
 Campaneris ..... SS  
 F. Alou ..... LF  
 R. Jackson ..... RF  
 Mincher ..... 1B  
 Bando ..... 3B  
 Monday ..... CF  
 Duncan ..... C  
 Green ..... 2B  
 Blue ..... P

**1972**  
 Campaneris ..... SS  
 Rudi ..... LF  
 R. Jackson ..... RF  
 Bando ..... 3B  
 Epstein ..... 1B  
 B. Brooks ..... CF  
 Duncan ..... C  
 Green ..... 2B  
 Holtzman ..... P

**1973**  
 North ..... DH  
 Maxvill ..... SS  
 Rudi ..... LF  
 R. Jackson ..... RF  
 Bando ..... 3B  
 Tenace ..... 1B  
 Conigliaro ..... CF  
 Fosse ..... C  
 Green ..... 2B  
 Hunter ..... P

**1974**  
 North ..... CF  
 Campaneris ..... SS  
 Bando ..... 3B  
 R. Jackson ..... RF  
 Tenace ..... 1B  
 Rudi ..... LF  
 D. Johnson ..... DH  
 Fosse ..... C  
 Green ..... 2B  
 Hunter ..... P

**1975**  
 North ..... CF  
 Campaneris ..... SS  
 Bando ..... 3B  
 R. Jackson ..... RF  
 Rudi ..... 1B  
 B. Williams ..... DH  
 Tenace ..... C  
 C. Washington ..... LF  
 Garner ..... 2B  
 Blue ..... P

**1976**  
 North ..... CF  
 Campaneris ..... SS  
 C. Washington ..... RF  
 Baylor ..... 1B  
 Rudi ..... LF  
 Bando ..... 3B  
 Tenace ..... C  
 B. Williams ..... DH  
 Garner ..... 2B  
 M. Torrez ..... P

**1977**  
 North ..... CF  
 Scott ..... 2B  
 Page ..... LF  
 Allen ..... 1B  
 Sanguillen ..... C  
 Gross ..... 3B  
 E. Williams ..... DH  
 Armas ..... RF  
 Picciolo ..... SS  
 M. Torrez ..... P

**1978**  
 Dilone ..... LF  
 North ..... CF  
 Thomasson ..... 1B  
 Armas ..... RF  
 G. Alexander ..... DH  
 Essian ..... C  
 Lopus ..... 3B  
 Guerrero ..... SS  
 Staggs ..... 2B  
 Langford ..... P

**1979**  
 Burke ..... LF  
 Dilone ..... RF  
 Page ..... DH  
 Newman ..... C  
 Revering ..... 1B  
 Edwards ..... 2B  
 Armas ..... CF  
 Klutts ..... 3B  
 Picciolo ..... SS  
 Langford ..... P

**1980**  
 Henderson ..... LF  
 Murphy ..... CF  
 Heath ..... C  
 Newman ..... 1B  
 Essian ..... DH  
 Armas ..... RF  
 Guerrero ..... SS  
 Klutts ..... 3B  
 Picciolo ..... 2B  
 Langford ..... P

**1981**  
 Henderson ..... LF  
 Murphy ..... CF  
 C. Johnson ..... DH  
 Armas ..... RF  
 Heath ..... C  
 Newman ..... 1B  
 Babitt ..... 2B  
 McKay ..... 3B  
 Picciolo ..... SS  
 Norris ..... P

**1982**  
 Henderson ..... LF  
 Murphy ..... CF  
 Meyer ..... DH  
 Armas ..... RF  
 Gross ..... 3B  
 Spencer ..... 1B  
 Lopus ..... 2B  
 Kearney ..... C  
 Stanley ..... SS  
 Langford ..... P

**1983**  
 Henderson ..... LF  
 Davis ..... RF  
 Lansford ..... 3B  
 Murphy ..... CF  
 Burroughs ..... DH  
 Moore ..... 1B  
 Lopus ..... 2B  
 Kearney ..... C  
 Phillips ..... SS  
 Langford ..... P

**1984**  
 Henderson ..... LF  
 Murphy ..... CF  
 Morgan ..... 2B  
 Lansford ..... 3B  
 Bochte ..... 1B  
 Kingman ..... DH  
 Davis ..... RF  
 Heath ..... C  
 Hill ..... SS  
 McCatty ..... P

**1985**  
 Collins ..... LF  
 Lansford ..... 3B  
 Murphy ..... CF  
 Kingman ..... DH  
 Bochte ..... 1B  
 Heath ..... C  
 Davis ..... RF  
 Hill ..... 2B  
 Griffin ..... SS  
 Codiroli ..... P

**1986**  
 Phillips ..... 2B  
 Murphy ..... CF  
 Baker ..... DH  
 Kingman ..... 1B  
 Canseco ..... LF  
 Lansford ..... 3B  
 Davis ..... RF  
 Griffin ..... SS  
 Tettleton ..... C  
 Codiroli ..... P

**1987**  
 Davis ..... RF  
 Phillips ..... 2B  
 Lansford ..... 3B  
 Canseco ..... LF  
 Jackson ..... DH  
 Murphy ..... CF  
 R. Nelson ..... 1B  
 Tettleton ..... C  
 Griffin ..... SS  
 Young ..... P

**1988**  
 Phillips ..... 2B  
 Lansford ..... 3B  
 Canseco ..... RF  
 McGwire ..... 1B  
 Parker ..... LF  
 Henderson ..... CF  
 Baylor ..... DH  
 Steinbach ..... C  
 Weiss ..... SS  
 Stewart ..... P

**1989**  
 Phillips ..... LF  
 D. Henderson ..... CF  
 Lansford ..... 3B  
 McGwire ..... 1B  
 Steinbach ..... C  
 Parker ..... DH  
 Hubbard ..... 2B  
 Javier ..... RF  
 Weiss ..... SS  
 Stewart ..... P

**1990**  
 R. Henderson ..... LF  
 Lansford ..... 3B  
 Canseco ..... RF  
 McGwire ..... 1B  
 D. Henderson ..... CF  
 Steinbach ..... C  
 Javier ..... DH  
 Gallego ..... 2B  
 Weiss ..... SS  
 Stewart ..... P

**1991**  
 R. Henderson ..... LF  
 D. Henderson ..... CF  
 Canseco ..... RF  
 Baines ..... DH  
 Steinbach ..... C  
 McGwire ..... 1B  
 Riles ..... 3B  
 Weiss ..... SS  
 Gallego ..... 2B  
 Stewart ..... P

**1992**  
 R. Henderson ..... LF  
 Wilson ..... CF  
 Canseco ..... RF  
 Baines ..... DH  
 McGwire ..... 1B  
 Steinbach ..... C  
 Lansford ..... 3B  
 Bordick ..... SS  
 Blankenship ..... 2B  
 Stewart ..... P



**1993**

R. Henderson ..... LF  
 D. Henderson ..... CF  
 Sierra ..... RF  
 McGwire ..... 1B  
 Neel ..... DH  
 Steinbach ..... C  
 Browne ..... 3B  
 Bordick ..... SS  
 Blankenship ..... 2B  
 Welch ..... P

**1994**

Henderson ..... LF  
 Javier ..... CF  
 Sierra ..... RF  
 McGwire ..... 1B  
 Gates ..... 2B  
 Neel ..... DH  
 Steinbach ..... C  
 Brosius ..... 3B  
 Bordick ..... SS  
 Witt ..... P

**1995**

Henderson ..... LF  
 Javier ..... CF  
 Berroa ..... DH  
 Sierra ..... RF  
 McGwire ..... 1B  
 Steinbach ..... C  
 Brosius ..... 3B  
 Gallego ..... 2B  
 Bordick ..... SS  
 Stewart ..... P

**1996**

Young ..... CF  
 Gates ..... 2B  
 Giambi ..... 1B  
 Berroa ..... DH  
 Plantier ..... LF  
 Muñoz ..... RF  
 Steinbach ..... C  
 Lovullo ..... 3B  
 Bordick ..... SS  
 Reyes ..... P

**1997**

Batista ..... SS  
 Brosius ..... 3B  
 Canseco ..... RF  
 McGwire ..... 1B  
 Berroa ..... DH  
 Giambi ..... LF  
 Young ..... CF  
 Spiezio ..... 2B  
 Williams ..... C  
 Prieto ..... P

**1998**

Henderson ..... LF  
 Magadan ..... 3B  
 Grieve ..... RF  
 Stairs ..... DH  
 Giambi ..... 1B  
 Spiezio ..... 2B  
 Hinch ..... C  
 McDonald ..... CF  
 Bournigal ..... SS  
 Candiotti ..... P

**1999**

Phillips ..... 2B  
 McDonald ..... CF  
 Giambi ..... DH  
 Stairs ..... RF  
 Jaha ..... 1B  
 Grieve ..... LF  
 Chavez ..... 3B  
 Hinch ..... C  
 Tejada ..... SS  
 Heredia ..... P

**2000**

Becker ..... CF  
 Tejada ..... SS  
 Giambi, Ja. .... 1B  
 Jaha ..... DH  
 Stairs ..... RF  
 Grieve ..... LF  
 Hernandez ..... C  
 Chavez ..... 3B  
 Menechino ..... 2B  
 Appier ..... P

**2001**

Damon ..... LF  
 Ortiz ..... 2B  
 Giambi, Ja. .... 1B  
 Saenz ..... DH  
 Chavez ..... 3B  
 Tejada ..... SS  
 Long ..... CF  
 Giambi, Je. .... RF  
 Hernandez ..... C  
 Hudson ..... P

**2002**

Giambi, Je. .... LF  
 Velarde ..... 2B  
 Hatteberg ..... DH  
 Justice ..... RF  
 Chavez ..... 3B  
 Tejada ..... SS  
 Long ..... CF  
 Hernandez ..... C  
 Pena ..... 1B  
 Mulder ..... P

**2003**

Ellis ..... 2B  
 Hatteberg ..... 1B  
 Tejada ..... SS  
 Chavez ..... 3B  
 Dye ..... RF  
 Durazo ..... DH  
 Young ..... LF  
 Hernandez ..... C  
 Singleton ..... CF  
 Hudson ..... P

**2004**

Kotsay ..... CF  
 Kieley ..... LF  
 Chavez ..... 3B  
 Dye ..... RF  
 Durazo ..... DH  
 Karros ..... 1B  
 Crosby ..... SS  
 Miller ..... C  
 Scutaro ..... 2B  
 Hudson ..... P

**2005**

Kotsay ..... CF  
 Kendall ..... C  
 Chavez ..... 3B  
 Durazo ..... DH  
 Hatteberg ..... 1B  
 Byrnes ..... LF  
 Crosby ..... SS  
 Swisher ..... RF  
 Ellis ..... 2B  
 Zito ..... P

**2006**

Ellis ..... 2B  
 Kotsay ..... CF  
 Crosby ..... SS  
 Chavez ..... 3B  
 Thomas ..... DH  
 Bradley ..... RF  
 Payton ..... LF  
 Kendall ..... C  
 Swisher ..... 1B  
 Zito ..... P

**2007**

Kendall ..... C  
 Stewart ..... LF  
 Bradley ..... CF  
 Piazza ..... DH  
 Chavez ..... 3B  
 Swisher ..... 1B  
 Crosby ..... SS  
 Buck ..... RF  
 Ellis ..... 2B  
 Haren ..... P

**2008**

Buck ..... RF  
 Ellis ..... 2B  
 Barton ..... 1B  
 Cust ..... DH  
 Brown ..... LF  
 Crosby ..... SS  
 Hannahan ..... 3B  
 Suzuki ..... C  
 R. Sweeney ..... CF  
 Blanton ..... P

**2009**

Sweeney ..... CF  
 Cabrera ..... SS  
 Giambi ..... DH  
 Holliday ..... LF  
 Garciparra ..... 1B  
 Chavez ..... 3B  
 Suzuki ..... C  
 Cust ..... RF  
 Ellis ..... 2B  
 Braden ..... P

**2010**

Davis ..... CF  
 Barton ..... 1B  
 Sweeney ..... RF  
 Kouzmanoff ..... 3B  
 Suzuki ..... C  
 Chavez ..... DH  
 Ellis ..... 2B  
 Buck ..... LF  
 Pennington ..... SS  
 Sheets ..... P

**2011**

Crisp ..... CF  
 Barton ..... 1B  
 DeJesus ..... RF  
 Willingham ..... LF  
 Matsui ..... DH  
 Suzuki ..... C  
 Ellis ..... 2B  
 Kouzmanoff ..... 3B  
 Pennington ..... SS  
 Cahill ..... P

**2012**

Weeks ..... 2B  
 Pennington ..... SS  
 Crisp ..... LF  
 Smith ..... DH  
 Suzuki ..... C  
 Reddick ..... RF  
 Céspedes ..... CF  
 Allen ..... 1B  
 Sogard ..... 3B  
 McCarthy ..... P

**2013**

Crisp ..... CF  
 Jaso ..... C  
 Reddick ..... RF  
 Céspedes ..... LF  
 Lowrie ..... SS  
 Moss ..... 1B  
 Donaldson ..... 3B  
 Smith ..... DH  
 Sogard ..... 2B  
 Anderson ..... P

**2014**

Crisp ..... CF  
 Donaldson ..... 3B  
 Lowrie ..... SS  
 Moss ..... DH  
 Céspedes ..... LF  
 Jaso ..... C  
 Reddick ..... RF  
 Barton ..... 1B  
 Sogard ..... 2B  
 Gray ..... P

**2015**

Gentry ..... RF  
 Fuld ..... CF  
 Zobrist ..... LF  
 Butler ..... DH  
 Davis ..... 1B  
 Lawrie ..... 3B  
 Vogt ..... C  
 Semien ..... SS  
 Sogard ..... 2B  
 Gray ..... P

**2016**

Burns ..... CF  
 Lowrie ..... 2B  
 Reddick ..... RF  
 Valencia ..... 3B  
 Davis ..... LF  
 Butler ..... DH  
 Canha ..... 1B  
 Vogt ..... C  
 Semien ..... SS  
 Hill ..... P

**2017**

R. Davis ..... CF  
 Joyce ..... RF  
 Healy ..... DH  
 K. Davis ..... LF  
 Vogt ..... C  
 Lowrie ..... 2B  
 Plouffe ..... 3B  
 Alonso ..... 1B  
 Semien ..... SS  
 Graveman ..... P

**2018**

Joyce ..... LF  
 Semien ..... SS  
 Lowrie ..... 2B  
 Davis ..... DH  
 Olson ..... 1B  
 Piscotty ..... RF  
 Chapman ..... 3B  
 Lucroy ..... C  
 Powell ..... CF  
 Graveman ..... P

**2019**

Laureano ..... CF  
 Chapman ..... 3B  
 Piscotty ..... RF  
 Davis ..... DH  
 Pinder ..... LF  
 Olson ..... 1B  
 Profar ..... 2B  
 Semien ..... SS  
 Hundley ..... C  
 Fiers ..... P

## THE CHAMPIONSHIP YEARS

**1910:** Finished with a 102-48 record and outdistanced the New York Highlanders by 14.5 games in the American League standings...defeated the Chicago Cubs in five games to win the first of five World Championships in Philadelphia...102 wins set a new American League record...opened the season in Washington in a game attended by President William Howard Taft, who honored the game by throwing out the first ball, setting a precedent which was followed by each of his successors until the Senators left Washington following the 1971 season...the pitching staff, headlined by Jack Coombs, Chief Bender, Cy Morgan and Eddie Plank, finished with a 1.79 ERA...Coombs emerged as the ace of the pitching staff and finished with a 31-9 record and a 1.30 ERA, including 13 shutouts...compiled a 46-inning scoreless streak during the season...the infield of Stuffie McInnis, Eddie Collins, Jack Barry and Frank Baker would become known as the “\$100,000 Infield”...won the first three games of the World Series before the Cubs took game four, 4-3 in 10 innings...Coombs won his third game of the series in Game 5, out pitching Mordecai Brown to lift the A's to their first world title.



**1910 PHILADELPHIA ATHLETICS** – Front row: Topsy Hartsel, Stuffie McInnis, Tom Atkins, Harry Krause, bat boy Louis Van Zelt, Jim Dygert, Eddie Collins, Jack Barry and Pat Livingston; Second row: Rube Oldring, Bris Lord, Danny Murphy, Manager Connie Mack, Eddie Plank, Jack Lapp and Amos Strunk; Top row: Harry Davis, Frank Baker, Jack Coombs, Ira Thomas, Chief Bender, Ben Hauser, Claude Derrick, Cy Morgan and Pat Donohue.

**1911:** Dominated the American League for the second straight season, finishing with a 101-50 record...defeated the New York Giants in six games to capture a second straight world championship...offense was paced by Eddie Collins, Frank Baker, Stuffie McInnis, Eddie Murphy and Bris Lord...Baker captured the American League home run title with 11 round trippers, earning him the nickname “Home Run” Baker...clinched the pennant on Sept. 26 with an 11-5 win over Detroit at Shibe Park, as Baker hit two doubles and two home runs...faced the New York Giants in the World Series in a rematch of the 1905 Fall Classic, won by the Giants...Christy Mathewson and Chief Bender squared-off in Game 1, just as they did in the 1905 Series finale...a run-scoring double by New York’s Josh Devore in the seventh inning broke a 1-1 tie as the Giants captured the first game...the A’s won Game 2, 3-1, behind the pitching of Eddie Plank and a home run by Baker...A’s took a 2-1 lead in the series by winning Game 3, 3-2 in 11 innings at the Polo Grounds...after heavy rains forced postponement of the series for a week, the A’s captured Game 4 at Shibe Park, 4-2, as Bender outdueled Mathewson...the Giants staved off elimination by winning Game 5 at the Polo Grounds, 4-3 in 10 innings...the A’s routed the Giants, 13-2 in Game 6 to capture their second straight World Series title.



**1911 PHILADELPHIA ATHLETICS** – Front row: Topsy Hartsel, Doc Martin, Dave Danforth, Louis Van Zeldt (mascot), Stuffie McInnis, Eddie Collins, Jack Barry; Row two: Rube Oldring, Bris Lord, Danny Murphy, Manager Connie Mack, Eddie Plank, Jack Lapp, Amos Strunk; Top row: Harry Davis, Frank Baker, Jack Coombs, Harry Krause, Ira Thomas, Chief Bender, Claude Derrick, Cy Morgan, Padding Livingston

**1913:** The Athletics post a 96-57 regular season record and outdistanced Washington by six and a half games to reclaim the American League pennant...defeated the New York Giants in five games to capture their third World Series title in four years...moved into first place in April and stayed atop the AL standings the rest of the way...Jack Coombs, three years removed from a 31-win season, missed the entire campaign with typhoid fever...Chief Bender (21-10), Eddie Plank (18-10), Boardwalk Brown (17-

11), Byron “Duke” Houck (14-6) and rookie “Bullet” Joe Bush (14-6) anchored the pitching staff... the “\$100,000 Infield” turned in another solid season...Frank Baker hit .336 to go along with an American League-best 12 home runs and 117 RBI...Stuffy McInnis hit .324 with 90 RBI, Collins finished with a .345 average while Barry batted .275...the Athletics and Giants split the first two games of the series before the A’s won Games 3, 4 and 5 to capture their third World Series title.



**1913 PHILADELPHIA ATHLETICS** – Front row: Byron Houck, Eddie Murphy, Eddie Plank, Amos Strunk, Danny Murphy, Jimmy Walsh, John Taff; Middle row: Tom Daley, Wally Schang, Jack Lapp, Boardwalk Brown, Chief Bender, Weldon Wyckoff, Harry Davis, Billy Orr; Top row: Joe Bush, Stuffy McInnis, Jack Barry, Eddie Collins, Frank Baker, Manager Connie Mack, Rube Oldring, Ira Thomas

**1929:** Behind a high-powered offense that featured six .300 hitters and the league’s best pitching staff paced by Lefty Grove and George Earnshaw, the A’s finished with a 104-46 record and captured the American League pennant by 18 games over the New York Yankees...defeated the Chicago Cubs in five games to win their fourth World Series title...the championship was the culmination of a long journey back to the top of the baseball world for Connie Mack’s club...after winning the 1914 pennant, the A’s spent the next seven seasons in the AL cellar before finishing seventh in 1922...finished sixth in 1923, fifth in ’24, second in ’25, third in ’26 and second in ’27 and ’28 before winning the pennant in 1929...Al Simmons leads the American League with 157 RBI and finished second with a .365 batting average...Jimmie Foxx hit .354 with 33 home runs while catcher Mickey Cochrane finished with a .331 average...Bing Miller (.335), Jimmy Dykes (.327) and Mule Haas (.313) also topped the .300 mark for the season...Earnshaw (24-8, 3.29) and Grove (20-6, 2.81) combined for 44 wins.

**1930:** After posting a 102-52 regular season record, the Athletics successfully defended their World Championship by defeating a hard-nosed St. Louis Cardinals team in six games...offensively, Al Simmons led the AL with a .381 average to go along with 36 home runs...Jimmie Foxx hit .335 and his 37 home runs ranked tied for third in the league behind Babe Ruth (49) and Lou Gehrig (41)...Mickey Cochrane finished the year with a .357 average...Lefty Grove posts a 28-5 record to go along with a 2.54 ERA while George Earnshaw finished with a 22-13 record and a 4.44 ERA...the 1931 Athletics won a franchise record 107 games, but were denied a third straight championship after losing to the St. Louis Cardinals in a seven-game World Series...after finishing second in 1932 and third in 1933, the A’s would average 92 losses a season for the next 21 years before relocating to Kansas City for the 1955 season.

**1972:** The Swingin’ A’s finished with a 93-62 regular season record and held off the Chicago White Sox to capture a second straight American League West title...defeated the Detroit Tigers in five games in the



**1929 PHILADELPHIA ATHLETICS** – Front row: Mule Haas, Joe Boley, Homer Summa, Walter French, Carroll Yerkes, Earl Mack, Eddie Collins, Jim Cronin, Sammy Hale, Max Bishop; Middle row: Charlie Perkins, Eddie Rommel, Jimmy Foxx, Trainer E.E. Ebling, Business Manager R. Von Ohl, Manager Connie Mack, President Thomas Shibe, Kid Gleason, Howard Ehmke, Jimmy Dykes, Mickey Cochrane; Top row: Bill Shores, Bevo Lebourveau, George Burns, Lefty Grove, Rube Walberg, Steve Pflueger, George Earnshaw, Al Simmons, Bing Miller, Bill Breckinridge, Jack Quinn

American League Championship Series to advance to the World Series, where they defeated the heavily-favored Cincinnati Reds in seven games...the pitching staff, led by Jim “Catfish” Hunter (21-7), Ken Holtzman (19-11), John “Blue Moon” Odom (15-6) and closer Rollie Fingers (11-9, 21 saves), finished second in the American League with a 2.58 ERA...a contract dispute forced Vida Blue, who won both the AL Cy Young Award and league MVP honors a year before, to miss spring training and he did not make his first start until May 28th...led by Mike Epstein (26) and Reggie Jackson (25), the A’s led the

## The Championship Years, continued

American League with 134 home runs...Jackson tore a hamstring muscle in the fifth game of the ALCS vs. Detroit and was sidelined for the World Series...Gene Tenace, who hit just .225 with five home runs during the regular season, hits a then-Fall Classic record four home runs to go along with a .348 average to earn World Series MVP honors.

**1973:** The A's claimed their third straight AL West title with a 94-68 record and dispatched the Baltimore Orioles to win a hard-fought five-game ALCS...defeated the New York Mets in seven games

to capture a second straight World Championship...Reggie Jackson led the American League in home runs (32) and RBI (117) and hit .293 to earn AL MVP honors...after hitting just .143 against Baltimore in the ALCS, Jackson earned World Series MVP honors after hitting .310 with three doubles, a triple and a home run against the Mets...third baseman Sal Bando hit .287 with 29 home runs and 98 RBI while playing all 162 games at third base...All-Star shortstop Campy Campaneris reached the 150-hit plateau for the second consecutive season and for the sixth time in 10 years...hit .333 vs. Baltimore and set then-ALCS records for total bases (14) and stolen bases (3) and tied an ALCS record with two home runs...hit .290 with six runs, three stolen bases, a triple and home run vs. the Mets in the World Series... Dick Green bounced back from an injury-plagued 1972 campaign to set a then-Oakland record for highest fielding percentage by a second baseman (.988)...Bill North, acquired in a trade with the Cubs in the off-season, emerged as the A's everyday center fielder, but a late season ankle injury forced him to miss both the ALCS and World Series...catcher Ray Fosse was acquired from Cleveland during spring training and established career highs in games played (143), at bats (492), doubles (23) and triples (2)...pitching staff was paced by 20-game winner Catfish Hunter (21-5), Ken Holtzman (21-13) and Vida Blue (20-9)...Hunter posted his third straight 21-win season despite missing a month of the season with an injury...strung together 13-straight victories from June 2 to September 5... Hunter posted two wins over Baltimore in the ALCS, including a 3-0 shutout in Game 5... he kept his record perfect in World Series play, winning Game 6 against the Mets...Holtzman won seven games in the month of May and finished with four shutouts among his 16 complete games...after a slow start, Blue won 11 of his last 13 decisions down the stretch to notch his second 20-win season in just his



**1930 PHILADELPHIA ATHLETICS** – Front row: Joe Boley, Max Bishop, Jimmy Dykes, Eddie Collins, Manager Connie Mack, Kid Gleason, Eddie Rommel, Al Simmons, Mickey Cochrane; Middle row: Ralph Perkins, Frank Higgins, Homer Summa, Jimmy Fox, Dibrrell Williams, Bing Miller, Lefty Grove, Jimmy Moore, Charlie Perkins; Top row: Trainer Dr. E. E. Ebling, Leroy Mahaffey, George Ershaw, George Haas, William Shores, Wally Schang, Coach Earl Mack and Jack Quinn

third full Major League season... Blue tossed a team-high four shutouts during the season...Manager Dick Williams resigned shortly after the season after failing to come to terms on a new contract.

**1974:** Under new manager Alvin Dark, the A's defeated the Los Angeles Dodgers to claim their third straight World Series...finished the regular season with a 90-72 record and won their fourth straight AL West title by five games over Texas...defeated the Baltimore Orioles in a four-game ALCS to set up the first ever All-California World Series against the Dodgers...Catfish Hunter captured the American League Cy Young



**1972 OAKLAND A's** – Front row: Matty Alou, Mike Hegan, bat boy Ron Pieraldi, Tim Lullen, Dick Green; Second row: Travelling secretary Tom Corwin, Bert Campaneris, Angel Mangual, Coach Jerry Adair, Coach Bill Posedel, Manager Dick Williams, Coach Vern Hoscheit, Coach Irv Noren, John "Blue Moon" Odom, Ted Kubiak; Third row: Trainer Joe Romo, Reggie Jackson, Gonzalo Marquez, Joe Horlen, Darold Knowles, Gene Tenace, Dal Maxvill, Sal Bando, Dave Hamilton, Vida Blue, Frank Ciensczyk; Fourth row: Joe Rudi, Don Mincher, Ken Holtzman, Rollie Fingers, George Hendrick, Bob Locker, Mike Epstein, Dave Duncan, Jim "Catfish" Hunter



Award after winning a career high 25 games to go along with a 2.49 ERA...Rollie Fingers made a career high 76 appearances to set a then-Oakland record...he was named World Series MVP after chalking up a win, two saves and a 1.93 ERA in four appearances...Fingers earned the win in Game 1 as he worked 4.1 innings in relief of Ken Holtzman...Campy Campaneris hit a career high .290 and stole over 30 bases for the 10th straight season...Campy batted .353 in five World Series games against the Dodgers...Joe Rudi led the AL in doubles (39) and total bases (287) while finishing third in RBI (99), fourth in slugging (.484) and fifth in hits (174)...Sal Bando finished second in the American League



1973 World Champion Oakland Athletics

1973 OAKLAND A's – Front row: Reggie Jackson, Jim "Catfish" Hunter, Pat Bourque, batboy Ron Pieraldi, Dick Green, Vic Davalillo, Billy North; Second row: Bert Campaneris, Vida Blue, Paul Lindblad, Coach Jerry Adair, Coach Vern Hoscheit, Manager Dick Williams, Coach Irv Noren, Coach Wes Stock, Sal Bando, Gene Tenace; Third row: Trainer Joe Romo, traveling secretary Jim Bank, Angel Mangual, Jesus Alou, Joe Rudi, John "Blue Moon" Odom, Mike Andrews, Ted Kubiak, equipment manager Frank Ciensczyk; Fourth Row: Horacio Pina, Ken Holtzman, Deron Johnson, Rollie Fingers, Billy Conigliaro, Ray Fosse, Darold Knowles and Allan Lewis

with 103 RBI...he hit game-winning home runs in the second and third games of the ALCS vs. Baltimore... Reggie Jackson started the season by batting .399 with 15 home runs and 42 RBI over the first 50 games... he made his fifth All-Star Game appearance in six years and amassed over 3.5 million votes in the fan balloting, nearly 800,000 more than runner up Hank Aaron...after a blazing start, Jackson hit just .239 with 14 home runs and 51 RBI over the final 104 games of the season...Claudell Washington made the jump from Double A to appear in 73 games and was named to Topps Rookie All-Star Team.

1989: The A's posted a regular season mark of 99-63 and finished seven games ahead of Kansas City in the American League West Division...defeated Toronto in five games to win a second straight American League pennant...swept the San Francisco Giants in the "Battle of the Bay" World Series, which will always be remembered for the devastating earthquake that struck on Oct. 17 at 5:04 pm, just minutes before the first pitch of Game 3 at Candlestick Park...for the second straight season, won more regular season games than any team in the Majors...never led the AL West by more than 4.5 games until the final week and never were more than three games out of the division lead...were an injury-plagued team for the first four months of the season as 11 different players spent time on the disabled list, including Jose Canseco, Mark McGwire, Storm Davis, Walt Weiss, Dennis Eckersley and Bob Welch...pitching staff posted the lowest ERA in the American League (3.09) for the second straight season...tossed a Major League-best 20 shutouts on the year...starting pitchers Dave Stewart (21-9), Mike Moore (19-11), Storm Davis (19-7) and Bob Welch

(17-8) combined for a 76-35 record with a 3.25 ERA...Stewart became the first pitcher to string together three 20-win seasons since Hall of Famer Jim Palmer accomplished the feat from 1975-78...became just the second player in Oakland history to reel off three straight 20-win seasons...was the first since Catfish Hunter won 20 or more games during a four year stretch from 1971-74...was 4-0 in four postseason starts and earned World Series MVP honors...third baseman Carney Lansford set an Oakland single-season record with a .336 batting average, which was the second best mark in the AL... offense received a tremendous boost when the team reacquired



1974 World Champion Oakland Athletics

1974 OAKLAND A's – Front row: Jim "Catfish" Hunter, Dal Maxvill, Angel Mangual, Jim Holt; Second row: Bert Campaneris, Paul Lindblad, Vida Blue, Coach Bob Hofman, Coach Bobby Winkles, Manager Alvin Dark, Coach Wes Stock, Coach Jerry Adair, Sal Bando, Ted Kubiak, Billy North; Third row: Trainer Joe Romo, Traveling secretary Jim Bank, Herb Washington, Reggie Jackson, Jesus Alou, Dave Hamilton, Glenn Abbott, Joe Rudi, Ray Fosse, Dick Green, Phil Garner, Equipment manager Frank Ciensczyk; Top row: Claudell Washington, Gene Tenace, Larry Haney, Ken Holtzman, Rollie Fingers, John "Blue Moon" Odom, Darold Knowles

## The Championship Years, continued

Oakland native Rickey Henderson in a trade with the New York Yankees on June 20th...Henderson hit .294 and reached base safely in 80 of the 85 games he played with Oakland down the stretch...tied Wade Boggs for the AL lead in runs scored (113) and topped the loop with a career high 126 walks...was named ALCS MVP after hitting .400 with 15 total bases, eight runs scored, five RBI and seven walks in five games vs. the Blue Jays...hit a combined .441 in nine postseason games...Dave Parker topped the team with 97 RBI to go along with 22 home runs...McGwire ranked third in the AL with 33 home runs and ranked 10th in RBI (95)...Mike Gallego, who was thrust into the starting shortstop's role with Weiss sidelined for 65 games with an injury, finished the season with career highs in virtually every offensive category, including average (.252), runs (45), hits (90), home runs (3) and RBI (30)...Canseco, who won AL MVP honors the year before, missed the first 88 games of the season due to a stress fracture of the hook of the hamate bone in his left hand...despite missing the first half of the season, still managed to finish third on the team in homers (17) and fourth in RBI (57)...hit a tremendous home run in Game 4 of the ALCS off Mike Flanagan, a blast that carried into the fifth deck in Toronto's SkyDome.



**1989 OAKLAND A's** – In front: Bat Boy *Tori Lewis*, Bat Boy *Evan Mattrai*, Bat Boy *Brian Caskey*; Front row: *Mike Gallego*, *Jim Corsi*, *Felix Jose*, Hitting Coach *Merv Rettenmund*, First Base Coach *Dave McKay*, Third Base Coach *Rene Lachemann*, Manager *Tony La Russa*, Pitching Coach *Dave Duncan*, Bullpen Coach *Art Kusnyer*, Bench Coach *Tommy Reynolds*, Glenn Hubbard, Matt Sinatra, Luis Polonia, Stan Javier; Second row: Traveling Secretary *Mickey Morabito*, Equipment manager *Frank Ciencszyk*, *Jose Canseco*, *Storm Davis*, *Dennis Eckersley*, *Bob Welch*, *Carney Lansford*, *Mark McGwire*, *Eric Plunk*, *Dave Parker*, Trainer *Barry Weinberg*, Assistant Trainer *Larry Davis*; Top row: *Tony Phillips*, *Todd Burns*, *Brian Snyder*, *Dave Henderson*, *Ron Hassey*, *Greg Cadaret*, *Mike Moore*, *Dave Stewart*, *Walt Weiss*, *Gene Nelson*, *Terry Steinbach*, *Rick Honeycutt*, *Curt Young*

## ALL-TIME POSTSEASON RESULTS

### AMERICAN LEAGUE WILD CARD

| 2014 | Date | Site           | W/L | Score    | Winner   | Loser    | Save | Attendance |
|------|------|----------------|-----|----------|----------|----------|------|------------|
| 1    | 9/30 | at Kansas City | L   | 8-9 (12) | Frasor   | Otero    |      | 40,502     |
| 2018 | Date | Site           | W/L | Score    | Winner   | Loser    | Save | Attendance |
| 1    | 10/3 | at New York    | L   | 2-7      | Betances | Hendriks |      | 49,620     |
| 2019 | Date | Site           | W/L | Score    | Winner   | Loser    | Save | Attendance |
| 1    | 10/2 | Tampa Bay      | L   | 1-5      | Morton   | Manaea   |      | 54,005     |

### AMERICAN LEAGUE DIVISION SERIES

| 1981 | Date  | Site           | W/L | Score | Winner    | Loser    | Save         | Attendance |
|------|-------|----------------|-----|-------|-----------|----------|--------------|------------|
| 1    | 10/6  | at Kansas City | W   | 4-0   | NORRIS    | LEONARD  |              | 40,592     |
| 2    | 10/7  | at Kansas City | W   | 2-1   | McCATTY   | Jones    |              | 40,274     |
| 3    | 10/9  | at Oakland     | W   | 4-1   | Langford  | Gura     | Beard        | 40,002     |
| 2000 | Date  | Site           | W/L | Score | Winner    | Loser    | Save         | Attendance |
| 1    | 10/3  | at Oakland     | W   | 5-3   | Heredia   | Clemens  | Isringhausen | 47,360     |
| 2    | 10/4  | at Oakland     | L   | 0-4   | Pettitte  | Appier   | Rivera       | 47,860     |
| 3    | 10/6  | at New York    | L   | 2-4   | Hernandez | HUDSON   | Rivera       | 56,606     |
| 4    | 10/7  | at New York    | W   | 11-1  | Zito      | Clemens  |              | 56,915     |
| 5    | 10/8  | at Oakland     | L   | 5-7   | Stanton   | Heredia  | Rivera       | 41,170     |
| 2001 | Date  | Site           | W/L | Score | Winner    | Loser    | Save         | Attendance |
| 1    | 10/10 | at New York    | W   | 5-3   | Mulder    | Clemens  | Isringhausen | 56,697     |
| 2    | 10/11 | at New York    | W   | 2-0   | Hudson    | Pettitte | Isringhausen | 56,684     |
| 3    | 10/13 | at Oakland     | L   | 0-1   | Mussina   | Zito     | Rivera       | 55,861     |
| 4    | 10/14 | at Oakland     | L   | 2-9   | Hernandez | Lidle    |              | 43,681     |
| 5    | 10/15 | at New York    | L   | 3-5   | Stanton   | Mulder   | Rivera       | 56,642     |

| <b>2002</b> | <b>Date</b> | <b>Site</b>  | <b>W/L</b> | <b>Score</b> | <b>Winner</b> | <b>Loser</b> | <b>Save</b> | <b>Attendance</b> |
|-------------|-------------|--------------|------------|--------------|---------------|--------------|-------------|-------------------|
| 1           | 10/1        | at Oakland   | L          | 5-7          | Radke         | Lilly        | Guardado    | 34,853            |
| 2           | 10/2        | at Oakland   | W          | 9-1          | Mulder        | Mays         |             | 31,953            |
| 3           | 10/4        | at Minnesota | W          | 6-3          | Zito          | Reed         | Koch        | 55,932            |
| 4           | 10/5        | at Minnesota | L          | 2-11         | Milton        | Hudson       |             | 55,960            |
| 5           | 10/6        | at Oakland   | L          | 4-5          | Radke         | Mulder       |             | 32,146            |
| <b>2003</b> | <b>Date</b> | <b>Site</b>  | <b>W/L</b> | <b>Score</b> | <b>Winner</b> | <b>Loser</b> | <b>Save</b> | <b>Attendance</b> |
| 1           | 10/1        | at Oakland   | W          | 5-4 (12)     | Harden        | Lowe         |             | 50,606            |
| 2           | 10/2        | at Oakland   | W          | 5-1          | Zito          | Wakefield    |             | 36,305            |
| 3           | 10/4        | at Boston    | L          | 1-3 (11)     | Williamson    | Harden       |             | 35,460            |
| 4           | 10/5        | at Boston    | L          | 4-5          | Williamson    | Foulke       |             | 35,048            |
| 5           | 10/6        | at Oakland   | L          | 3-4          | Martinez      | Zito         | Lowe        | 49,397            |
| <b>2006</b> | <b>Date</b> | <b>Site</b>  | <b>W/L</b> | <b>Score</b> | <b>Winner</b> | <b>Loser</b> | <b>Save</b> | <b>Attendance</b> |
| 1           | 10/3        | at Minnesota | W          | 3-2          | Zito          | Santana      | Street      | 55,542            |
| 2           | 10/4        | at Minnesota | W          | 5-2          | Calero        | Neshek       | Street      | 55,710            |
| 3           | 10/6        | Minnesota    | W          | 8-3          | Haren         | Radke        |             | 35,694            |
| <b>2012</b> | <b>Date</b> | <b>Site</b>  | <b>W/L</b> | <b>Score</b> | <b>Winner</b> | <b>Loser</b> | <b>Save</b> | <b>Attendance</b> |
| 1           | 10/6        | at Detroit   | L          | 1-3          | Verlander     | Parker       | Valverde    | 43,323            |
| 2           | 10/7        | at Detroit   | L          | 4-5          | Albuquerque   | Balfour      |             | 40,684            |
| 3           | 10/9        | Detroit      | W          | 2-0          | Anderson      | Sanchez      | Balfour     | 37,090            |
| 4           | 10/10       | Detroit      | W          | 4-3          | Cook          | Valverde     |             | 36,385            |
| 5           | 10/11       | Detroit      | L          | 0-6          | VERLANDER     | Parker       |             | 36,393            |
| <b>2013</b> | <b>Date</b> | <b>Site</b>  | <b>W/L</b> | <b>Score</b> | <b>Winner</b> | <b>Loser</b> | <b>Save</b> | <b>Attendance</b> |
| 1           | 10/4        | Detroit      | L          | 2-3          | Scherzer      | Colón        | Benoit      | 48,401            |
| 2           | 10/5        | Detroit      | W          | 1-0          | Balfour       | Albuquerque  |             | 48,292            |
| 3           | 10/7        | at Detroit   | W          | 6-3          | Parker        | Sanchez      | Balfour     | 43,973            |
| 4           | 10/8        | at Detroit   | L          | 6-8          | Scherzer      | Doolittle    |             | 43,958            |
| 5           | 10/10       | Detroit      | L          | 0-3          | Verlander     | Gray         | Benoit      | 46,959            |

## AMERICAN LEAGUE CHAMPIONSHIP SERIES

| <b>1971</b> | <b>Date</b> | <b>Site</b>  | <b>W/L</b> | <b>Score</b> | <b>Winner</b> | <b>Loser</b> | <b>Save</b> | <b>Attendance</b> |
|-------------|-------------|--------------|------------|--------------|---------------|--------------|-------------|-------------------|
| 1           | 10/3        | at Baltimore | L          | 3-5          | McNally       | Blue         | Watt        | 42,621            |
| 2           | 10/4        | at Baltimore | L          | 1-5          | CUELLAR       | HUNTER       |             | 35,003            |
| 3           | 10/5        | at Oakland   | L          | 3-5          | PALMER        | Segui        |             | 33,176            |
| <b>1972</b> | <b>Date</b> | <b>Site</b>  | <b>W/L</b> | <b>Score</b> | <b>Winner</b> | <b>Loser</b> | <b>Save</b> | <b>Attendance</b> |
| 1           | 10/7        | at Oakland   | W          | 3-2 (11)     | Fingers       | Lolich       |             | 29,536            |
| 2           | 10/8        | at Oakland   | W          | 5-0          | ODOM          | Fryman       |             | 31,088            |
| 3           | 10/10       | at Detroit   | L          | 0-3          | COLEMAN       | Holtzman     |             | 41,156            |
| 4           | 10/11       | at Detroit   | L          | 3-4 (10)     | Hiller        | Horlen       |             | 37,615            |
| 5           | 10/12       | at Detroit   | W          | 2-1          | Odom          | Fryman       | Blue        | 50,276            |
| <b>1973</b> | <b>Date</b> | <b>Site</b>  | <b>W/L</b> | <b>Score</b> | <b>Winner</b> | <b>Loser</b> | <b>Save</b> | <b>Attendance</b> |
| 1           | 10/6        | at Baltimore | L          | 0-6          | PALMER        | Blue         |             | 41,279            |
| 2           | 10/7        | at Baltimore | W          | 6-3          | Hunter        | McNally      | Fingers     | 48,425            |
| 3           | 10/9        | at Oakland   | W          | 2-1 (11)     | HOLTZMAN      | CUELLAR      |             | 34,467            |
| 4           | 10/10       | at Oakland   | L          | 4-5          | Jackson       | Fingers      |             | 27,497            |
| 5           | 10/11       | at Oakland   | W          | 3-0          | HUNTER        | Alexander    |             | 24,265            |
| <b>1974</b> | <b>Date</b> | <b>Site</b>  | <b>W/L</b> | <b>Score</b> | <b>Winner</b> | <b>Loser</b> | <b>Save</b> | <b>Attendance</b> |
| 1           | 10/5        | at Oakland   | L          | 3-6          | Cuellar       | Hunter       |             | 41,609            |
| 2           | 10/6        | at Oakland   | W          | 5-0          | HOLTZMAN      | McNally      |             | 42,810            |
| 3           | 10/8        | at Baltimore | W          | 1-0          | BLUE          | PALMER       |             | 32,060            |
| 4           | 10/9        | at Baltimore | W          | 2-1          | Hunter        | Cuellar      | Fingers     | 28,136            |
| <b>1975</b> | <b>Date</b> | <b>Site</b>  | <b>W/L</b> | <b>Score</b> | <b>Winner</b> | <b>Loser</b> | <b>Save</b> | <b>Attendance</b> |
| 1           | 10/4        | at Boston    | L          | 1-7          | TIANT         | Holtzman     |             | 35,578            |
| 2           | 10/5        | at Boston    | L          | 3-6          | Moret         | Fingers      | Drago       | 35,578            |
| 3           | 10/7        | at Oakland   | L          | 3-5          | Wise          | Holtzman     | Drago       | 49,358            |
| <b>1981</b> | <b>Date</b> | <b>Site</b>  | <b>W/L</b> | <b>Score</b> | <b>Winner</b> | <b>Loser</b> | <b>Save</b> | <b>Attendance</b> |
| 1           | 10/13       | at New York  | L          | 1-3          | John          | Norris       | Gossage     | 55,740            |
| 2           | 10/14       | at New York  | L          | 3-13         | Frazier       | McCatty      |             | 48,497            |
| 3           | 10/15       | at Oakland   | L          | 0-4          | Righetti      | Keough       |             | 47,302            |



## All-Time Postseason Results, continued

| 1988 | Date | Site       | W/L | Score | Winner    | Loser     | Save      | Attendance |
|------|------|------------|-----|-------|-----------|-----------|-----------|------------|
| 1    | 10/5 | at Boston  | W   | 2-1   | Honeycutt | HURST     | Eckersley | 34,104     |
| 2    | 10/6 | at Boston  | W   | 4-3   | Nelson    | Smith     | Eckersley | 34,605     |
| 3    | 10/8 | at Oakland | W   | 10-6  | Nelson    | Boddicker | Eckersley | 49,261     |
| 4    | 10/9 | at Oakland | W   | 4-1   | Stewart   | Hurst     | Eckersley | 49,406     |

| 1989 | Date | Site       | W/L | Score | Winner  | Loser       | Save      | Attendance |
|------|------|------------|-----|-------|---------|-------------|-----------|------------|
| 1    | 10/3 | at Oakland | W   | 7-3   | Stewart | Stieb       |           | 49,435     |
| 2    | 10/4 | at Oakland | W   | 6-3   | Moore   | Stottlemyre | Eckersley | 49,444     |
| 3    | 10/6 | at Toronto | L   | 3-7   | Key     | Davis       |           | 50,268     |
| 4    | 10/7 | at Toronto | W   | 6-5   | Welch   | Flanagan    | Eckersley | 50,076     |
| 5    | 10/8 | at Toronto | W   | 4-3   | Stewart | Stieb       | Eckersley | 50,024     |

| 1990 | Date  | Site       | W/L | Score | Winner  | Loser     | Save      | Attendance |
|------|-------|------------|-----|-------|---------|-----------|-----------|------------|
| 1    | 10/6  | at Boston  | W   | 9-1   | Stewart | Andersen  |           | 35,192     |
| 2    | 10/7  | at Boston  | W   | 4-1   | Welch   | Harris    | Eckersley | 35,070     |
| 3    | 10/9  | at Oakland | W   | 4-1   | Moore   | BODDICKER | Eckersley | 49,026     |
| 4    | 10/10 | at Oakland | W   | 3-1   | Stewart | Clemens   | Honeycutt | 49,052     |

| 1992 | Date  | Site       | W/L | Score    | Winner  | Loser   | Save      | Attendance |
|------|-------|------------|-----|----------|---------|---------|-----------|------------|
| 1    | 10/7  | at Toronto | W   | 4-3      | Russell | MORRIS  | Eckersley | 51,039     |
| 2    | 10/8  | at Toronto | L   | 1-3      | Cone    | Moore   | Henke     | 51,114     |
| 3    | 10/10 | at Oakland | L   | 5-7      | Guzman  | Darling | Henke     | 46,911     |
| 4    | 10/11 | at Oakland | L   | 6-7 (11) | Ward    | Downs   | Henke     | 47,732     |
| 5    | 10/12 | at Oakland | W   | 6-2      | STEWART | Cone    |           | 44,955     |
| 6    | 10/14 | at Toronto | L   | 2-9      | Guzman  | Moore   |           | 51,335     |

| 2006 | Date  | Site       | W/L | Score | Winner    | Loser  | Save  | Attendance |
|------|-------|------------|-----|-------|-----------|--------|-------|------------|
| 1    | 10/10 | Detroit    | L   | 1-5   | Robertson | Zito   |       | 35,655     |
| 2    | 10/11 | Detroit    | L   | 5-8   | Verlander | Loaiza | Jones | 36,168     |
| 3    | 10/13 | at Detroit | L   | 0-3   | Rogers    | Harden | Jones | 41,669     |
| 4    | 10/14 | at Detroit | L   | 3-6   | Ledezma   | Street |       | 42,967     |

## WORLD SERIES

| 1905 | Date  | Site            | W/L | Score | Winner    | Loser     | Save | Attendance |
|------|-------|-----------------|-----|-------|-----------|-----------|------|------------|
| 1    | 10/9  | at Philadelphia | L   | 0-3   | MATHEWSON | PLANK     |      | 17,955     |
| 2    | 10/10 | at New York     | W   | 3-0   | BENDER    | McGinnity |      | 24,992     |
| 3    | 10/12 | at Philadelphia | L   | 0-9   | MATHEWSON | COAKLEY   |      | 10,991     |
| 4    | 10/13 | at New York     | L   | 0-1   | MCGINNITY | PLANK     |      | 13,598     |
| 5    | 10/14 | at New York     | L   | 0-2   | MATHEWSON | BENDER    |      | 24,187     |

| 1910 | Date  | Site            | W/L | Score    | Winner | Loser    | Save | Attendance |
|------|-------|-----------------|-----|----------|--------|----------|------|------------|
| 1    | 10/17 | at Philadelphia | W   | 4-1      | BENDER | Overall  |      | 26,891     |
| 2    | 10/18 | at Philadelphia | W   | 9-3      | COOMBS | Brown    |      | 24,597     |
| 3    | 10/20 | at Chicago      | W   | 12-5     | COOMBS | McIntire |      | 26,210     |
| 4    | 10/22 | at Chicago      | L   | 3-4 (10) | Brown  | BENDER   |      | 19,150     |
| 5    | 10/23 | at Chicago      | W   | 7-2      | COOMBS | BROWN    |      | 27,374     |

| 1911 | Date  | Site            | W/L | Score    | Winner    | Loser     | Save | Attendance |
|------|-------|-----------------|-----|----------|-----------|-----------|------|------------|
| 1    | 10/14 | at New York     | L   | 1-2      | MATHEWSON | BENDER    |      | 38,281     |
| 2    | 10/16 | at Philadelphia | W   | 3-1      | PLANK     | Marquard  |      | 26,286     |
| 3    | 10/17 | at New York     | W   | 3-2 (11) | COOMBS    | MATHEWSON |      | 37,216     |
| 4    | 10/24 | at Philadelphia | W   | 4-2      | BENDER    | Mathewson |      | 24,355     |
| 5    | 10/25 | at New York     | L   | 3-4 (10) | Crandall  | Plank     |      | 33,228     |
| 6    | 10/26 | at Philadelphia | W   | 13-2     | BENDER    | Ames      |      | 20,485     |

| 1913 | Date  | Site            | W/L | Score    | Winner    | Loser     | Save | Attendance |
|------|-------|-----------------|-----|----------|-----------|-----------|------|------------|
| 1    | 10/7  | at New York     | W   | 6-4      | BENDER    | Marquard  |      | 36,291     |
| 2    | 10/8  | at Philadelphia | L   | 0-3 (10) | MATHEWSON | PLANK     |      | 20,563     |
| 3    | 10/9  | at New York     | W   | 8-2      | BUSH      | Tesreau   |      | 36,896     |
| 4    | 10/10 | at Philadelphia | W   | 6-5      | BENDER    | Demaree   |      | 20,568     |
| 5    | 10/11 | at New York     | W   | 3-1      | PLANK     | MATHEWSON |      | 36,632     |

| 1914 | Date  | Site            | W/L | Score    | Winner  | Loser   | Save | Attendance |
|------|-------|-----------------|-----|----------|---------|---------|------|------------|
| 1    | 10/9  | at Philadelphia | L   | 1-7      | RUDOLPH | Bender  |      | 20,562     |
| 2    | 10/10 | at Philadelphia | L   | 0-1      | JAMES   | PLANK   |      | 20,562     |
| 3    | 10/12 | at Boston       | L   | 4-5 (12) | James   | BUSH    |      | 35,520     |
| 4    | 10/13 | at Boston       | L   | 1-3      | RUDOLPH | Shawkey |      | 34,365     |

| <b>1929</b> | <b>Date</b> | <b>Site</b>      | <b>W/L</b> | <b>Score</b> | <b>Winner</b> | <b>Loser</b> | <b>Save</b> | <b>Attendance</b> |
|-------------|-------------|------------------|------------|--------------|---------------|--------------|-------------|-------------------|
| 1           | 10/8        | at Chicago       | W          | 3-1          | EHMKE         | Root         |             | 50,740            |
| 2           | 10/9        | at Chicago       | W          | 9-3          | Earnshaw      | Malone       |             | 49,987            |
| 3           | 10/11       | at Philadelphia  | L          | 1-3          | BUSH          | EARNSHAW     |             | 29,921            |
| 4           | 10/12       | at Philadelphia  | W          | 10-8         | Rommel        | Blake        |             | 29,921            |
| 5           | 10/14       | at Philadelphia  | W          | 3-2          | Walberg       | MALONE       |             | 29,921            |
| <b>1930</b> | <b>Date</b> | <b>Site</b>      | <b>W/L</b> | <b>Score</b> | <b>Winner</b> | <b>Loser</b> | <b>Save</b> | <b>Attendance</b> |
| 1           | 10/1        | at Philadelphia  | W          | 5-2          | GROVE         | GRIMES       |             | 32,295            |
| 2           | 10/2        | at Philadelphia  | W          | 6-1          | EARNSHAW      | Rhem         |             | 32,295            |
| 3           | 10/4        | at St. Louis     | L          | 0-5          | HALLAHAN      | Walberg      |             | 36,944            |
| 4           | 10/5        | at St. Louis     | L          | 1-3          | HAINES        | GROVE        |             | 39,946            |
| 5           | 10/6        | at St. Louis     | W          | 2-0          | Grove         | GRIMES       |             | 38,844            |
| 6           | 10/8        | at Philadelphia  | W          | 7-1          | EARNSHAW      | Hallahan     |             | 32,295            |
| <b>1931</b> | <b>Date</b> | <b>Site</b>      | <b>W/L</b> | <b>Score</b> | <b>Winner</b> | <b>Loser</b> | <b>Save</b> | <b>Attendance</b> |
| 1           | 10/1        | at St. Louis     | W          | 6-2          | GROVE         | Derringer    |             | 38,529            |
| 2           | 10/2        | at St. Louis     | L          | 0-2          | HALLAHAN      | EARNSHAW     |             | 35,947            |
| 3           | 10/5        | at Philadelphia  | L          | 2-5          | GRIMES        | Grove        |             | 32,295            |
| 4           | 10/6        | at Philadelphia  | W          | 3-0          | EARNSHAW      | Johnson      |             | 32,295            |
| 5           | 10/7        | at Philadelphia  | L          | 1-5          | HALLAHAN      | Hoyt         |             | 32,295            |
| 6           | 10/9        | at St. Louis     | W          | 8-1          | GROVE         | Derringer    |             | 39,401            |
| 7           | 10/10       | at St. Louis     | L          | 2-4          | Grimes        | Earnshaw     |             | 20,805            |
| <b>1972</b> | <b>Date</b> | <b>Site</b>      | <b>W/L</b> | <b>Score</b> | <b>Winner</b> | <b>Loser</b> | <b>Save</b> | <b>Attendance</b> |
| 1           | 10/14       | at Cincinnati    | W          | 3-2          | Holtzman      | Nolan        | Blue        | 52,918            |
| 2           | 10/15       | at Cincinnati    | W          | 2-1          | Hunter        | Grimsley     | Fingers     | 53,244            |
| 3           | 10/18       | at Oakland       | L          | 0-1          | Billingham    | Odom         | Carroll     | 49,410            |
| 4           | 10/19       | at Oakland       | W          | 3-2          | Fingers       | Carroll      |             | 49,410            |
| 5           | 10/20       | at Oakland       | L          | 4-5          | Grimsley      | Fingers      | Billingham  | 49,410            |
| 6           | 10/21       | at Cincinnati    | L          | 1-8          | Grimsley      | Blue         | Hall        | 52,737            |
| 7           | 10/22       | at Cincinnati    | W          | 3-2          | Hunter        | Borbon       | Fingers     | 56,040            |
| <b>1973</b> | <b>Date</b> | <b>Site</b>      | <b>W/L</b> | <b>Score</b> | <b>Winner</b> | <b>Loser</b> | <b>Save</b> | <b>Attendance</b> |
| 1           | 10/13       | at Oakland       | W          | 2-1          | Holtzman      | Matlack      | Knowles     | 46,021            |
| 2           | 10/14       | at Oakland       | L          | 7-10 (12)    | McGraw        | Fingers      | Stone       | 49,151            |
| 3           | 10/16       | at New York      | W          | 3-2 (11)     | Lindblad      | Parker       | Fingers     | 54,817            |
| 4           | 10/17       | at New York      | L          | 1-6          | Matlack       | Holtzman     | Sadecki     | 54,817            |
| 5           | 10/18       | at New York      | L          | 0-2          | Koosman       | Blue         | McGraw      | 54,817            |
| 6           | 10/20       | at Oakland       | W          | 3-1          | Hunter        | Seaver       | Fingers     | 49,333            |
| 7           | 10/21       | at Oakland       | W          | 5-2          | Holtzman      | Matlack      | Knowles     | 49,333            |
| <b>1974</b> | <b>Date</b> | <b>Site</b>      | <b>W/L</b> | <b>Score</b> | <b>Winner</b> | <b>Loser</b> | <b>Save</b> | <b>Attendance</b> |
| 1           | 10/12       | at Los Angeles   | W          | 3-2          | Fingers       | Messersmith  | Hunter      | 55,974            |
| 2           | 10/13       | at Los Angeles   | L          | 2-3          | Sutton        | Blue         | Marshall    | 55,989            |
| 3           | 10/15       | at Oakland       | W          | 3-2          | Hunter        | Downing      |             | 49,347            |
| 4           | 10/16       | at Oakland       | W          | 5-2          | Holtzman      | Messersmith  | Fingers     | 49,347            |
| 5           | 10/17       | at Oakland       | W          | 3-2          | Odom          | Marshall     | Fingers     | 49,347            |
| <b>1988</b> | <b>Date</b> | <b>Site</b>      | <b>W/L</b> | <b>Score</b> | <b>Winner</b> | <b>Loser</b> | <b>Save</b> | <b>Attendance</b> |
| 1           | 10/15       | at Los Angeles   | L          | 4-5          | Pena          | Eckersley    |             | 55,983            |
| 2           | 10/16       | at Los Angeles   | L          | 0-6          | HERSHISER     | Davis        |             | 56,051            |
| 3           | 10/18       | at Oakland       | W          | 2-1          | Honeycutt     | Howell       |             | 49,316            |
| 4           | 10/19       | at Oakland       | L          | 3-4          | Belcher       | Stewart      | Howell      | 49,317            |
| 5           | 10/20       | at Oakland       | L          | 2-5          | HERSHISER     | Davis        |             | 49,317            |
| <b>1989</b> | <b>Date</b> | <b>Site</b>      | <b>W/L</b> | <b>Score</b> | <b>Winner</b> | <b>Loser</b> | <b>Save</b> | <b>Attendance</b> |
| 1           | 10/14       | at Oakland       | W          | 5-0          | STEWART       | Garrelts     |             | 49,385            |
| 2           | 10/15       | at Oakland       | W          | 5-1          | Moore         | Reuschel     |             | 49,388            |
| 3           | 10/27       | at San Francisco | W          | 13-7         | Stewart       | Garrelts     |             | 62,038            |
| 4           | 10/28       | at San Francisco | W          | 9-6          | Moore         | Robinson     | Eckersley   | 62,032            |
| <b>1990</b> | <b>Date</b> | <b>Site</b>      | <b>W/L</b> | <b>Score</b> | <b>Winner</b> | <b>Loser</b> | <b>Save</b> | <b>Attendance</b> |
| 1           | 10/16       | at Cincinnati    | L          | 0-7          | Rijo          | Stewart      |             | 55,830            |
| 2           | 10/17       | at Cincinnati    | L          | 4-5 (10)     | Dibble        | Eckersley    |             | 55,832            |
| 3           | 10/19       | at Oakland       | L          | 3-8          | Browning      | Moore        |             | 48,269            |
| 4           | 10/20       | at Oakland       | L          | 1-2          | Rijo          | STEWART      | Myers       | 48,613            |

Capitals denote complete game.

# POSTSEASON TEAM TOTALS

## AMERICAN LEAGUE WILD CARD

| Year          | AVG.        | G        | AB         | R         | H         | TB        | 2B       | 3B       | HR       | RBI       | SH       | SF       | HP       | BB        | IBB      | SO        | SB       | CS       | DP       | E        | SLG         | OBP         |
|---------------|-------------|----------|------------|-----------|-----------|-----------|----------|----------|----------|-----------|----------|----------|----------|-----------|----------|-----------|----------|----------|----------|----------|-------------|-------------|
| 2014          | .277        | 1        | 47         | 8         | 13        | 19        | 0        | 0        | 2        | 8         | 1        | 0        | 0        | 6         | 1        | 15        | 0        | 0        | 0        | 0        | .404        | .358        |
| 2018          | .152        | 1        | 33         | 2         | 5         | 8         | 0        | 0        | 1        | 2         | 0        | 0        | 0        | 5         | 0        | 13        | 0        | 0        | 0        | .242     | .263        |             |
| 2019          | .242        | 1        | 33         | 1         | 8         | 8         | 0        | 0        | 1        | 0         | 1        | 0        | 1        | 3         | 0        | 12        | 0        | 0        | 2        | .242     | .297        |             |
| <b>Totals</b> | <b>.230</b> | <b>3</b> | <b>113</b> | <b>11</b> | <b>26</b> | <b>35</b> | <b>0</b> | <b>0</b> | <b>3</b> | <b>11</b> | <b>1</b> | <b>1</b> | <b>0</b> | <b>14</b> | <b>1</b> | <b>40</b> | <b>0</b> | <b>0</b> | <b>2</b> | <b>0</b> | <b>.310</b> | <b>.313</b> |

| Year          | W        | L        | ERA         | G        | GS       | CG       | GF       | SHO      | SV       | IP          | H         | R         | ER        | HR       | HB       | BB       | IBB      | SO        | WP       | BK       | AVG.        |
|---------------|----------|----------|-------------|----------|----------|----------|----------|----------|----------|-------------|-----------|-----------|-----------|----------|----------|----------|----------|-----------|----------|----------|-------------|
| 2014          | 0        | 1        | 6.94        | 1        | 1        | 0        | 1        | 0        | 0        | 11.2        | 15        | 9         | 9         | 0        | 0        | 3        | 0        | 8         | 1        | 0        | .341        |
| 2018          | 0        | 1        | 7.88        | 1        | 1        | 0        | 1        | 0        | 0        | 8.0         | 7         | 7         | 7         | 2        | 0        | 4        | 0        | 6         | 1        | 0        | .241        |
| 2019          | 0        | 1        | 5.00        | 1        | 1        | 0        | 1        | 0        | 0        | 9.0         | 7         | 5         | 5         | 4        | 0        | 2        | 0        | 12        | 0        | 0        | .206        |
| <b>Totals</b> | <b>0</b> | <b>3</b> | <b>6.59</b> | <b>3</b> | <b>3</b> | <b>0</b> | <b>3</b> | <b>0</b> | <b>0</b> | <b>28.2</b> | <b>29</b> | <b>21</b> | <b>21</b> | <b>6</b> | <b>0</b> | <b>9</b> | <b>0</b> | <b>26</b> | <b>2</b> | <b>0</b> | <b>.271</b> |

## AMERICAN LEAGUE DIVISION SERIES

| Year          | AVG.        | G         | AB          | R          | H          | TB         | 2B        | 3B       | HR        | RBI        | SH       | SF       | HP        | BB         | IBB      | SO         | SB        | CS       | DP        | E         | SLG         | OBP         |
|---------------|-------------|-----------|-------------|------------|------------|------------|-----------|----------|-----------|------------|----------|----------|-----------|------------|----------|------------|-----------|----------|-----------|-----------|-------------|-------------|
| 1981          | .253        | 3         | 99          | 10         | 25         | 39         | 5         | 0        | 3         | 9          | 3        | 0        | 0         | 6          | 0        | 10         | 2         | 2        | 1         | 3         | .394        | .295        |
| 2000          | .263        | 5         | 167         | 23         | 44         | 59         | 9         | 0        | 2         | 22         | 1        | 2        | 2         | 19         | 1        | 31         | 3         | 0        | 6         | 5         | .353        | .342        |
| 2001          | .247        | 5         | 174         | 12         | 43         | 70         | 13        | 1        | 4         | 11         | 0        | 2        | 3         | 11         | 1        | 31         | 3         | 0        | 3         | 6         | .402        | .300        |
| 2002          | .288        | 5         | 184         | 26         | 53         | 92         | 13        | 1        | 8         | 25         | 0        | 1        | 1         | 12         | 1        | 34         | 1         | 0        | 2         | 3         | .500        | .333        |
| 2003          | .213        | 5         | 178         | 18         | 38         | 51         | 8         | 1        | 1         | 15         | 1        | 0        | 4         | 21         | 2        | 37         | 3         | 0        | 0         | 5         | .287        | .310        |
| 2006          | .245        | 3         | 106         | 16         | 26         | 50         | 9         | 0        | 5         | 15         | 0        | 0        | 0         | 6          | 1        | 19         | 0         | 0        | 2         | 1         | .472        | .286        |
| 2012          | .194        | 5         | 155         | 11         | 30         | 44         | 5         | 0        | 3         | 10         | 1        | 0        | 2         | 14         | 0        | 50         | 2         | 1        | 2         | 3         | .284        | .269        |
| 2013          | .217        | 5         | 166         | 15         | 36         | 63         | 6         | 3        | 5         | 14         | 1        | 1        | 1         | 14         | 2        | 57         | 1         | 0        | 1         | 1         | .380        | .280        |
| <b>Totals</b> | <b>.240</b> | <b>36</b> | <b>1229</b> | <b>131</b> | <b>295</b> | <b>468</b> | <b>68</b> | <b>6</b> | <b>31</b> | <b>121</b> | <b>7</b> | <b>6</b> | <b>13</b> | <b>103</b> | <b>8</b> | <b>269</b> | <b>15</b> | <b>3</b> | <b>17</b> | <b>27</b> | <b>.381</b> | <b>.304</b> |

| Year          | W         | L         | ERA         | G         | GS        | CG       | GF        | SHO      | SV       | IP           | H          | R          | ER         | HR        | HB        | BB        | IBB       | SO         | WP        | BK       | AVG.        |
|---------------|-----------|-----------|-------------|-----------|-----------|----------|-----------|----------|----------|--------------|------------|------------|------------|-----------|-----------|-----------|-----------|------------|-----------|----------|-------------|
| 1981          | 3         | 0         | 0.67        | 3         | 3         | 2        | 1         | 1        | 1        | 27.0         | 20         | 2          | 2          | 0         | 0         | 7         | 0         | 11         | 0         | 0        | .204        |
| 2000          | 2         | 3         | 3.48        | 5         | 5         | 1        | 4         | 0        | 1        | 44.0         | 41         | 19         | 17         | 1         | 1         | 16        | 2         | 35         | 0         | 0        | .244        |
| 2001          | 2         | 3         | 2.86        | 5         | 5         | 0        | 5         | 1        | 2        | 44.0         | 40         | 18         | 14         | 3         | 4         | 11        | 0         | 29         | 0         | 0        | .241        |
| 2002          | 2         | 3         | 4.09        | 5         | 5         | 0        | 5         | 0        | 1        | 44.0         | 52         | 27         | 20         | 5         | 2         | 14        | 1         | 42         | 4         | 0        | .291        |
| 2003          | 2         | 3         | 2.98        | 5         | 5         | 0        | 5         | 0        | 0        | 48.1         | 38         | 17         | 16         | 8         | 2         | 18        | 5         | 39         | 1         | 0        | .211        |
| 2006          | 3         | 0         | 2.33        | 3         | 3         | 0        | 3         | 0        | 2        | 27.0         | 26         | 7          | 7          | 5         | 0         | 6         | 0         | 11         | 0         | 0        | .257        |
| 2012          | 2         | 3         | 2.89        | 5         | 5         | 0        | 5         | 1        | 1        | 43.2         | 41         | 17         | 14         | 2         | 3         | 7         | 1         | 39         | 4         | 0        | .252        |
| 2013          | 2         | 3         | 3.48        | 5         | 5         | 0        | 5         | 1        | 1        | 44.0         | 38         | 17         | 17         | 3         | 2         | 13        | 1         | 38         | 1         | 0        | .235        |
| <b>Totals</b> | <b>18</b> | <b>18</b> | <b>2.99</b> | <b>36</b> | <b>36</b> | <b>3</b> | <b>33</b> | <b>4</b> | <b>9</b> | <b>322.0</b> | <b>296</b> | <b>124</b> | <b>107</b> | <b>27</b> | <b>14</b> | <b>92</b> | <b>10</b> | <b>244</b> | <b>10</b> | <b>0</b> | <b>.243</b> |

## AMERICAN LEAGUE CHAMPIONSHIP SERIES

| Year          | AVG.        | G         | AB          | R          | H          | TB         | 2B        | 3B       | HR        | RBI        | SH        | SF        | HP        | BB         | IBB       | SO         | SB        | CS        | DP        | E         | SLG         | OBP         |
|---------------|-------------|-----------|-------------|------------|------------|------------|-----------|----------|-----------|------------|-----------|-----------|-----------|------------|-----------|------------|-----------|-----------|-----------|-----------|-------------|-------------|
| 1971          | .229        | 3         | 96          | 7          | 22         | 41         | 8         | 1        | 3         | 7          | 2         | 0         | 0         | 5          | 0         | 16         | 0         | 3         | 3         | 0         | .427        | .267        |
| 1972          | .224        | 5         | 170         | 13         | 38         | 49         | 8         | 0        | 1         | 10         | 4         | 1         | 3         | 12         | 0         | 35         | 7         | 2         | 2         | 3         | .288        | .285        |
| 1973          | .200        | 5         | 160         | 15         | 32         | 54         | 5         | 1        | 5         | 15         | 4         | 1         | 2         | 17         | 3         | 39         | 3         | 1         | 2         | 4         | .338        | .283        |
| 1974          | .183        | 4         | 120         | 11         | 22         | 37         | 4         | 1        | 3         | 11         | 2         | 1         | 1         | 22         | 3         | 16         | 3         | 3         | 3         | 2         | .308        | .313        |
| 1975          | .194        | 3         | 98          | 7          | 19         | 28         | 6         | 0        | 1         | 7          | 0         | 0         | 0         | 9          | 0         | 14         | 0         | 0         | 2         | 6         | .286        | .262        |
| 1981          | .222        | 3         | 99          | 4          | 22         | 28         | 4         | 1        | 0         | 4          | 0         | 0         | 0         | 6          | 1         | 23         | 2         | 0         | 6         | 4         | .283        | .267        |
| 1988          | .299        | 4         | 137         | 20         | 41         | 70         | 8         | 0        | 7         | 20         | 0         | 1         | 0         | 10         | 3         | 35         | 1         | 3         | 1         | 3         | .511        | .345        |
| 1989          | .272        | 5         | 158         | 26         | 43         | 75         | 9         | 1        | 7         | 23         | 3         | 2         | 1         | 20         | 0         | 32         | 13        | 3         | 2         | 3         | .475        | .354        |
| 1990          | .299        | 4         | 127         | 20         | 38         | 42         | 4         | 0        | 0         | 18         | 4         | 3         | 4         | 19         | 2         | 21         | 9         | 3         | 5         | 1         | .331        | .399        |
| 1992          | .251        | 6         | 207         | 24         | 52         | 71         | 5         | 1        | 4         | 23         | 3         | 2         | 1         | 24         | 2         | 33         | 16        | 2         | 5         | 7         | .343        | .329        |
| 2006          | .221        | 4         | 131         | 9          | 29         | 48         | 7         | 0        | 4         | 9          | 0         | 0         | 1         | 14         | 0         | 28         | 0         | 0         | 7         | 3         | .366        | .301        |
| <b>Totals</b> | <b>.238</b> | <b>46</b> | <b>1503</b> | <b>156</b> | <b>358</b> | <b>543</b> | <b>68</b> | <b>6</b> | <b>35</b> | <b>147</b> | <b>22</b> | <b>11</b> | <b>13</b> | <b>158</b> | <b>14</b> | <b>292</b> | <b>54</b> | <b>20</b> | <b>38</b> | <b>36</b> | <b>.361</b> | <b>.314</b> |

| Year          | W         | L         | ERA         | G         | GS        | CG       | GF        | SHO      | SV        | IP           | H          | R          | ER         | HR        | HB       | BB         | IBB       | SO         | WP        | BK       | AVG.        |
|---------------|-----------|-----------|-------------|-----------|-----------|----------|-----------|----------|-----------|--------------|------------|------------|------------|-----------|----------|------------|-----------|------------|-----------|----------|-------------|
| 1971          | 0         | 3         | 5.40        | 3         | 3         | 1        | 2         | 0        | 0         | 25.0         | 26         | 15         | 15         | 4         | 0        | 13         | 2         | 22         | 1         | 0        | .274        |
| 1972          | 3         | 2         | 1.76        | 5         | 5         | 1        | 4         | 1        | 1         | 46.0         | 32         | 10         | 9          | 4         | 0        | 13         | 2         | 25         | 2         | 0        | .198        |
| 1973          | 3         | 2         | 2.74        | 5         | 5         | 2        | 3         | 1        | 1         | 46.0         | 36         | 15         | 14         | 3         | 2        | 16         | 1         | 25         | 1         | 0        | .211        |
| 1974          | 3         | 1         | 1.75        | 4         | 4         | 2        | 2         | 2        | 1         | 36.0         | 22         | 7          | 7          | 3         | 0        | 5          | 0         | 20         | 0         | 0        | .177        |
| 1975          | 0         | 3         | 4.32        | 3         | 3         | 0        | 3         | 0        | 0         | 25.0         | 31         | 18         | 12         | 2         | 0        | 3          | 2         | 12         | 1         | 0        | .316        |
| 1981          | 0         | 3         | 6.84        | 3         | 3         | 0        | 3         | 0        | 0         | 25.0         | 36         | 20         | 19         | 3         | 2        | 13         | 0         | 10         | 1         | 0        | .336        |
| 1988          | 4         | 0         | 2.00        | 4         | 4         | 0        | 4         | 0        | 4         | 36.0         | 26         | 11         | 8          | 2         | 1        | 18         | 0         | 23         | 1         | 1        | .206        |
| 1989          | 4         | 1         | 3.89        | 5         | 5         | 0        | 5         | 0        | 3         | 44.0         | 40         | 21         | 19         | 3         | 0        | 15         | 1         | 24         | 1         | 0        | .242        |
| 1990          | 4         | 0         | 1.00        | 4         | 4         | 0        | 4         | 0        | 3         | 36.0         | 23         | 4          | 4          | 1         | 0        | 6          | 0         | 16         | 0         | 0        | .183        |
| 1992          | 2         | 4         | 4.50        | 6         | 6         | 1        | 5         | 0        | 1         | 54.0         | 59         | 31         | 27         | 10        | 0        | 23         | 1         | 29         | 3         | 0        | .281        |
| 2006          | 0         | 4         | 5.71        | 4         | 4         | 0        | 4         | 0        | 0         | 34.2         | 39         | 22         | 22         | 7         | 0        | 19         | 2         | 25         | 3         | 0        | .285        |
| <b>Totals</b> | <b>23</b> | <b>23</b> | <b>3.44</b> | <b>46</b> | <b>46</b> | <b>7</b> | <b>39</b> | <b>4</b> | <b>14</b> | <b>407.2</b> | <b>370</b> | <b>174</b> | <b>156</b> | <b>42</b> | <b>5</b> | <b>144</b> | <b>11</b> | <b>231</b> | <b>14</b> | <b>1</b> | <b>.243</b> |

## WORLD SERIES

| Year          | AVG.        | G         | AB          | R          | H          | TB         | 2B         | 3B        | HR        | RBI        | SH        | SF        | HP        | BB         | IBB      | SO         | SB        | CS        | DP        | E         | SLG         | OBP         |
|---------------|-------------|-----------|-------------|------------|------------|------------|------------|-----------|-----------|------------|-----------|-----------|-----------|------------|----------|------------|-----------|-----------|-----------|-----------|-------------|-------------|
| 1905          | .161        | 5         | 155         | 3          | 25         | 30         | 5          | 0         | 0         | 2          | 3         | 0         | 1         | 5          | -        | 25         | 2         | 2         | 2         | 8         | .194        | .193        |
| 1910          | .316        | 5         | 177         | 35         | 56         | 80         | 19         | 1         | 1         | 30         | 7         | 0         | 2         | 17         | -        | 24         | 7         | 7         | 3         | 11        | .452        | .383        |
| 1911          | .244        | 6         | 205         | 27         | 50         | 74         | 15         | 0         | 3         | 21         | 7         | 2         | 0         | 4          | -        | 31         | 4         | 6         | 0         | 11        | .361        | .256        |
| 1913          | .264        | 5         | 174         | 23         | 46         | 64         | 4          | 4         | 2         | 21         | 5         | 2         | 0         | 7          | -        | 16         | 5         | 2         | 0         | 5         | .368        | .290        |
| 1914          | .172        | 4         | 128         | 6          | 22         | 31         | 9          | 0         | 0         | 5          | 2         | 1         | 0         | 13         | -        | 28         | 2         | 3         | 2         | 3         | .242        | .246        |
| 1929          | .281        | 5         | 171         | 26         | 48         | 71         | 5          | 0         | 6         | 26         | 6         | 1         | 1         | 13         | -        | 27         | 0         | 2         | 4         | 4         | .415        | .333        |
| 1930          | .197        | 6         | 178         | 21         | 35         | 67         | 10         | 2         | 6         | 21         | 4         | 3         | 1         | 24         | -        | 32         | 0         | 2         | 3         | 3         | .376        | .291        |
| 1931          | .220        | 7         | 227         | 22         | 50         | 64         | 5          | 0         | 3         | 20         | 4         | 0         | 1         | 28         | -        | 46         | 0         | 0         | 5         | 2         | .282        | .309        |
| 1972          | .209        | 7         | 220         | 16         | 46         | 65         | 4          | 0         | 5         | 16         | 6         | 0         | 1         | 21         | 5        | 37         | 1         | 3         | 2         | 9         | .295        | .281        |
| 1973          | .212        | 7         | 241         | 21         | 51         | 75         | 12         | 3         | 2         | 20         | 2         | 1         | 2         | 28         | 3        | 62         | 3         | 4         | 2         | 9         | .311        | .298        |
| 1974          | .211        | 5         | 142         | 16         | 30         | 46         | 4          | 0         | 4         | 14         | 7         | 1         | 2         | 16         | 1        | 42         | 3         | 3         | 3         | 5         | .324        | .298        |
| 1988          | .177        | 5         | 158         | 11         | 28         | 37         | 3          | 0         | 2         | 11         | 1         | 1         | 1         | 17         | 1        | 41         | 3         | 0         | 2         | 2         | .234        | .260        |
| 1989          | .301        | 4         | 146         | 32         | 44         | 85         | 8          | 3         | 9         | 30         | 0         | 0         | 1         | 18         | 3        | 22         | 4         | 1         | 2         | 1         | .582        | .382        |
| 1990          | .207        | 4         | 135         | 8          | 28         | 41         | 4          | 0         | 3         | 8          | 2         | 1         | 0         | 12         | 1        | 28         | 7         | 0         | 2         | 5         | .304        | .270        |
| <b>Totals</b> | <b>.228</b> | <b>75</b> | <b>2457</b> | <b>267</b> | <b>559</b> | <b>830</b> | <b>107</b> | <b>13</b> | <b>46</b> | <b>245</b> | <b>56</b> | <b>13</b> | <b>13</b> | <b>223</b> | <b>-</b> | <b>461</b> | <b>41</b> | <b>35</b> | <b>32</b> | <b>78</b> | <b>.338</b> | <b>.294</b> |

| Year          | W         | L         | ERA         | G         | GS        | CG        | GF        | SHO      | SV       | IP           | H          | R          | ER         | HR        | HB        | BB         | IBB      | SO         | WP        | BK       | AVG.        |
|---------------|-----------|-----------|-------------|-----------|-----------|-----------|-----------|----------|----------|--------------|------------|------------|------------|-----------|-----------|------------|----------|------------|-----------|----------|-------------|
| 1905          | 1         | 4         | 1.47        | 5         | 5         | 5         | 0         | 1        | -        | 43.0         | 31         | 15         | 7          | 0         | 2         | 15         | -        | 26         | 1         | 0        | .203        |
| 1910          | 4         | 1         | 2.76        | 5         | 5         | 5         | 0         | 0        | -        | 45.2         | 35         | 15         | 14         | 0         | 0         | 18         | -        | 31         | 1         | 0        | .222        |
| 1911          | 4         | 2         | 1.29        | 6         | 6         | 5         | 1         | 0        | -        | 55.2         | 33         | 13         | 8          | 0         | 3         | 14         | -        | 44         | 1         | 0        | .175        |
| 1913          | 4         | 1         | 2.15        | 5         | 5         | 5         | 0         | 0        | -        | 46.0         | 33         | 15         | 11         | 1         | 3         | 8          | -        | 19         | 0         | 0        | .201        |
| 1914          | 0         | 4         | 3.41        | 4         | 4         | 2         | 2         | 0        | -        | 37.0         | 33         | 16         | 14         | 1         | 1         | 15         | -        | 18         | 0         | 0        | .244        |
| 1929          | 4         | 1         | 2.40        | 5         | 5         | 2         | 3         | 0        | -        | 45.0         | 43         | 17         | 12         | 1         | 0         | 13         | -        | 50         | 0         | 0        | .249        |
| 1930          | 4         | 2         | 1.73        | 6         | 6         | 4         | 2         | 1        | -        | 52.0         | 38         | 12         | 10         | 2         | 0         | 11         | -        | 33         | 0         | 0        | .200        |
| 1931          | 3         | 4         | 2.66        | 7         | 7         | 4         | 3         | 1        | -        | 61.0         | 54         | 19         | 18         | 2         | 0         | 9          | -        | 41         | 1         | 0        | .236        |
| 1972          | 4         | 3         | 3.05        | 7         | 7         | 0         | 7         | 0        | 3        | 62.0         | 46         | 21         | 21         | 3         | 1         | 27         | 8        | 46         | 4         | 0        | .209        |
| 1973          | 4         | 3         | 2.32        | 7         | 7         | 0         | 7         | 0        | 4        | 66.0         | 66         | 24         | 17         | 4         | 3         | 26         | 6        | 36         | 3         | 0        | .253        |
| 1974          | 4         | 1         | 2.05        | 5         | 5         | 0         | 5         | 0        | 3        | 44.0         | 36         | 11         | 10         | 4         | 1         | 16         | 0        | 32         | 1         | 0        | .228        |
| 1988          | 1         | 4         | 3.92        | 5         | 5         | 0         | 5         | 0        | 0        | 43.2         | 41         | 21         | 19         | 5         | 1         | 13         | 0        | 36         | 1         | 1        | .246        |
| 1989          | 4         | 0         | 3.50        | 4         | 4         | 1         | 3         | 1        | 1        | 36.0         | 28         | 14         | 14         | 4         | 0         | 8          | 0        | 27         | 2         | 0        | .209        |
| 1990          | 0         | 4         | 3.82        | 4         | 4         | 1         | 3         | 0        | 0        | 35.1         | 45         | 22         | 15         | 3         | 1         | 15         | 1        | 9          | 2         | 0        | .317        |
| <b>Totals</b> | <b>41</b> | <b>34</b> | <b>2.54</b> | <b>75</b> | <b>75</b> | <b>34</b> | <b>41</b> | <b>4</b> | <b>-</b> | <b>672.1</b> | <b>562</b> | <b>235</b> | <b>190</b> | <b>30</b> | <b>16</b> | <b>208</b> | <b>-</b> | <b>448</b> | <b>17</b> | <b>1</b> | <b>.227</b> |

# DIVISION SERIES RECORDS

## INDIVIDUAL BATTING

### Highest Batting Average

|                          |                                 |
|--------------------------|---------------------------------|
| Career (min. 25 pa)..... | .350 (Yoenis Céspedes, 2012-13) |
| Series (min. 10 pa)..... | .545 (Tony Armas, 1981)         |
|                          | .545 (Dwayne Murphy, 1981)      |

### Highest Slugging Percentage

|                          |                                 |
|--------------------------|---------------------------------|
| Career (min. 25 pa)..... | .525 (Yoenis Céspedes, 2012-13) |
| Series (min. 10 pa)..... | 1.200 (Frank Thomas, 2006)      |

### Highest On-Base Percentage

|                          |                              |
|--------------------------|------------------------------|
| Career (min. 25 pa)..... | .477 (Jason Giambi, 2000-01) |
| Series (min. 10 pa)..... | .588 (Scott Hatteberg, 2002) |

### Most Games Played

|             |                               |
|-------------|-------------------------------|
| Career..... | 23 (Eric Chavez, 2000-03, 06) |
|-------------|-------------------------------|

### Most At Bats

|             |  |
|-------------|--|
| Career..... | 95 (Eric Chavez, 2000-03, 06)              |
| Series..... | 23 (Miguel Tejada, 2003)                   |
| Game.....   | 6 (Eric Chavez, 2003 Game 1, 12 innings)   |
|             | 6 (Miguel Tejada, 2003 Game 1, 12 innings) |

### Most Runs

|             |                                   |
|-------------|-----------------------------------|
| Career..... | 10 (Eric Chavez, 2000-03, 06)     |
| Series..... | 7 (Ray Durham, 2002)              |
| Game.....   | 3 (Coco Crisp, 2013 Game 4)       |
|             | 3 (Ray Durham, 2002 Game 2)       |
|             | 3 (Rickey Henderson, 1981 Game 3) |

### Most Hits

|                             |   |
|-----------------------------|---|
| Career.....                 | 21 (Eric Chavez, 2000-03, 06)                 |
| Series.....                 | 9 (Johnny Damon, 2001)                        |
| Game.....                   | 4 (Coco Crisp, 2013 Game 4)                   |
|                             | 4 (Jason Giambi, 2001 Game 5)                 |
|                             | 4 (Miguel Tejada, 2001 Game 4)                |
|                             | 4 (Johnny Damon, 2001 Game 1)                 |
|                             | 4 (Tony Armas, 1981 Game 2)                   |
| Hitting Streak, Series..... | 5 (six times, last: Yoenis Céspedes, 2013)    |
| Hitting Streak, Career..... | 10 (Yoenis Céspedes, October 6, 2012-present) |

### Most Doubles

|             |  |
|-------------|--|
| Career..... | 7 (Miguel Tejada, 2000-03)                   |
| Series..... | 4 (Marco Scutaro, 2006)                      |
| Game.....   | 2 (six times, last: Coco Crisp, 2013 Game 3) |

### Most Triples

|             |   |
|-------------|---|
| Career..... | 1 (six times, last: Céspedes, Crisp and Vogt, 2013) |
| Series..... | 1 (six times, last: Céspedes, Crisp and Vogt, 2013) |
| Game.....   | 1 (six times, last: Coco Crisp, 2013 Game 4)        |

### Most Home Runs

|                  |                                |
|------------------|--------------------------------|
| Career.....      | 4 (Terrence Long, 2000-03)     |
| Series.....      | 2 (Frank Thomas, 2006)         |
|                  | 2 (Ray Durham, 2002)           |
|                  | 2 (Terrence Long, 2001)        |
| Game.....        | 2 (Frank Thomas, 2006 Game 1)  |
|                  | 2 (Terrence Long, 2001 Game 1) |
| Grand Slams..... | none                           |
| Pinch Hit.....   | none                           |

|                      |                          |
|----------------------|--------------------------|
| Inside The Park..... | Mark Kotsay, 2006 Game 2 |
|                      | Ray Durham, 2002 Game 3  |
| Leadoff.....         | Coco Crisp, 2012 Game 1  |
|                      | Ray Durham, 2002 Game 3  |
| Game Ending.....     | none                     |

### Most RBI

|             |                                |
|-------------|--------------------------------|
| Career..... | 10 (Eric Chavez, 2000-03, 06)  |
| Series..... | 6 (Marco Scutaro, 2006)        |
| Game.....   | 4 (Marco Scutaro, 2006 Game 3) |

### Most Total Bases

|             |                               |
|-------------|-------------------------------|
| Career..... | 33 (Eric Chavez, 2000-03, 06) |
| Series..... | 16 (Ray Durham, 2002)         |
|             | 16 (Terrence Long, 2001)      |
| Game.....   | 9 (Frank Thomas, 2006 Game 1) |

### Most Extra Base Hits

|             |   |
|-------------|---|
| Career..... | 8 (Eric Chavez, 2000-03, 06)                |
|             | 8 (Miguel Tejada, 2000-03)                  |
| Series..... | 5 (Ray Durham, 2002)                        |
|             | 5 (Terrence Long, 2001)                     |
| Game.....   | 2 (11 times, last: Coco Crisp, 2013 Game 3) |

### Most Walks

|             |                               |
|-------------|-------------------------------|
| Career..... | 11 (Jason Giambi, 2000-01)    |
| Series..... | 7 (Jason Giambi, 2000)        |
| Game.....   | 3 (Coco Crisp, 2013 Game 1)   |
|             | 3 (Jason Giambi, 2000 Game 4) |

### Most Strikeouts

|             |                               |
|-------------|-------------------------------|
| Career..... | 20 (Brandon Moss, 2012-13)    |
| Series..... | 13 (Brandon Moss, 2013)       |
| Game.....   | 4 (Stephen Drew, 2012 Game 5) |
|             | 4 (Ben Grieve, 2000 Game 5)   |

### Most Stolen Bases

|             |                                  |
|-------------|----------------------------------|
| Career..... | 2 (Yoenis Céspedes, 2012-13)     |
|             | 2 (Johnny Damon, 2001)           |
|             | 2 (Rickey Henderson, 1981)       |
| Series..... | 2 (Yoenis Céspedes, 2012)        |
|             | 2 (Johnny Damon, 2001)           |
|             | 2 (Rickey Henderson, 1981)       |
| Game.....   | 2 (Yoenis Céspedes, 2012 Game 2) |
|             | 2 (Johnny Damon, 2001 Game 1)    |

## INDIVIDUAL PITCHING

### Most Games Won

|             |                             |
|-------------|-----------------------------|
| Career..... | 4 (Barry Zito, 2000-03, 06) |
| Series..... | 1 (18 times)                |

### Most Games Lost

|             |                             |
|-------------|-----------------------------|
| Career..... | 2 (Tim Hudson, 2000-03)     |
|             | 2 (Mark Mulder, 2001-02)    |
|             | 2 (Barry Zito, 2000-03, 06) |
|             | 2 (Jarrod Parker, 2012-13)  |
| Series..... | 2 (Jarrod Parker, 2012)     |

### Most Saves

|             |                                 |
|-------------|---------------------------------|
| Career..... | 3 (Jason Isringhausen, 2000-01) |
| Series..... | 2 (Huston Street, 2006)         |
|             | 2 (Jason Isringhausen, 2001)    |

### Lowest Earned Run Average

|                             |                                  |
|-----------------------------|----------------------------------|
| Career (min. 10.0 ip) ..... | 1.74 (Jim Mecir, 2000-03)        |
| Series .....                | 0.00 (Ted Lilly, 2003, 9.0 ip)   |
|                             | 0.00 (Mike Norris, 1981, 9.0 ip) |

### Most Games

|              |  |
|--------------|--|
| Career.....  | 7 (Sean Doolittle, 2012-13)                              |
|              | 7 (Chad Bradford, 2001-03)                               |
|              | 7 (Tim Hudson, 2000-03)                                  |
|              | 7 (Jim Mecir, 2000-03)                                   |
| Series ..... | 4 (five times, last: Sean Doolittle and Dan Otero, 2013) |

### Most Games Started

|              |                                       |
|--------------|---------------------------------------|
| Career.....  | 6 (Tim Hudson, 2000-03)               |
|              | 6 (Barry Zito (2000-03, 06)           |
| Series ..... | 2 (six times, last: Sonny Gray, 2013) |

### Most Complete Games

|              |                         |
|--------------|-------------------------|
| Career.....  | 1 (three players tied)  |
| Series ..... | 1 (Tim Hudson, 2000)    |
|              | 1 (Steve McCatty, 1981) |
|              | 1 (Mike Norris, 1981)   |

### Most Innings Pitched

|              |                                  |
|--------------|----------------------------------|
| Career.....  | 40.2 (Barry Zito, 2000-03, 06)   |
| Series ..... | 13.0 (Sonny Gray, 2013)          |
|              | 13.0 (Barry Zito, 2003)          |
|              | 13.0 (Mark Mulder, 2002)         |
| Game .....   | 9.0 (Steve McCatty, 1981 Game 2) |
|              | 9.0 (Mike Norris, 1981 Game 1)   |

### Most Hits

|                    |                                 |
|--------------------|---------------------------------|
| Career.....        | 37 (Tim Hudson, 2000-03)        |
| Series .....       | 14 (Jarrod Parker, 2012)        |
|                    | 14 (Mark Mulder, 2002)          |
|                    | 14 (Mark Mulder, 2001)          |
| Game .....         | 10 (Bartolo Colón, 2013 Game 1) |
|                    | 10 (Tim Hudson, 2003 Game 1)    |
|                    | 10 (Rick Langford, 1981 Game 3) |
| Game, Fewest ..... | 4 (Mike Norris, 1981 Game 1)    |

### Most Runs

|              |                             |
|--------------|-----------------------------|
| Career.....  | 19 (Tim Hudson, 2000-03)    |
| Series ..... | 11 (Tim Hudson, 2002)       |
| Game .....   | 7 (Tim Hudson, 2002 Game 4) |

### Most Earned Runs

|              |                              |
|--------------|------------------------------|
| Career.....  | 13 (Tim Hudson, 2000-03)     |
| Series ..... | 9 (Gil Heredia, 2000)        |
| Game .....   | 6 (Gil Heredia, 2000 Game 5) |

### Most Walks

|              |                               |
|--------------|-------------------------------|
| Career.....  | 14 (Barry Zito, 2000-03, 06)  |
| Series ..... | 6 (Sonny Gray, 2013)          |
|              | 6 (Kevin Appier, 2000)        |
| Game .....   | 5 (Kevin Appier, 2000 Game 2) |

### Most Strikeouts

|              |                              |
|--------------|------------------------------|
| Career.....  | 33 (Barry Zito, 2000-03, 06) |
| Series ..... | 13 (Barry Zito, 2003)        |
|              | 13 (Kevin Appier, 2000)      |
| Game .....   | 9 (Sonny Gray, 2013 Game 2)  |
|              | 9 (Barry Zito, 2003 Game 2)  |
|              | 9 (Mark Mulder, 2002 Game 5) |

### Most Home Runs

|              |   |
|--------------|---|
| Career.....  | 5 (Tim Hudson, 2000-03)                           |
| Series ..... | 2 (five times, last: Esteban Loaiza, 2006)        |
| Game .....   | 2 (four times, last: Esteban Loaiza, 2006 Game 2) |

### TEAM GAME

#### Batting

|                               |   |
|-------------------------------|---|
| At Bats .....                 | 41 (2003 Game 1, 12 innings)                |
|                               | 41 (2002 Game 1)                            |
| Runs .....                    | 11 (2000 Game 4)                            |
| Runs, Inning.....             | 5 (2003 Game 2, 2nd inn.)                   |
|                               | 5 (2002 Game 2, 4th inn.)                   |
| Hits .....                    | 14 (2002 Game 2)                            |
| Doubles .....                 | 5 (2006 Game 2)                             |
|                               | 5 (2002 Game 2)                             |
| Triples.....                  | 1 (six times, last: 2013 Game 4)            |
| Home Runs.....                | 4 (2002 Game 3)                             |
| Home Runs, Inning.....        | 2 (2013 Game 3, 5th inn.)                   |
|                               | 2 (2002 Game 3, 1st inn.)                   |
| Home Runs, Back-to-Back ..... | Ray Durham and Scott Hatteberg, 2002 Game 3 |
| Total Bases .....             | 24 (2002 Game 2)                            |
| Extra Base Hits .....         | 7 (2002 Game 2)                             |
| Runs Batted In .....          | 11 (2000 Game 4)                            |
| Walks .....                   | 10 (2003 Game 1)                            |
| Strikeouts .....              | 16 (2013 Game 1)                            |
| Stolen Bases.....             | 2 (four times, last: 2012 Game 2)           |

#### Pitching

|                   |                           |
|-------------------|---------------------------|
| Hits .....        | 13 (2002 Game 1)          |
| Runs .....        | 11 (2002 Game 4)          |
| Runs, Inning..... | 7 (2002 Game 4, 4th inn.) |
| Earned Runs ..... | 8 (2013 Game 4)           |
| Walks .....       | 7 (2003 Game 1)           |
| Strikeouts .....  | 12 (2013 Game 4)          |
| Home Runs .....   | 3 (2003 Game 1)           |

### TEAM MISCELLANEOUS

|  |   |
|--|---|
| Consecutive Wins.....                  | 4 (Oct. 6, 1981 to Oct. 3, 2000)                      |
| Consecutive Losses.....                | 4 (Oct. 13, 2001 to Oct. 11, 2002)                    |
| Shutouts .....                         | 4   |
|  | 2013 Game 2 (1-0; Gray, Balfour)                      |
|  | 2012 Game 3 (2-0; Anderson, Cook, Doolittle, Balfour) |
|  | 2001 Game 2 (2-0; Hudson, Isringhausen)               |
|  | 1981 Game 1 (4-0; Norris)                             |
| Longest Nine Inning Game .....         | 4:13 (2001 Game 4)                                    |
| Longest Extra Inning Game.....         | 4:37 (2003 Game 1, 12 inn.)                           |
| Fastest Game.....                      | 2:19 (2006 Game 1)                                    |
| Extra Inning Games.....                | 2003 Game 1 (5-4, 12 inn.)                            |
|  | 2003 Game 3 (1-3, 11 inn.)                            |
| Margin of Victory .....                | 10 (2000 Game 4, 11-1)                                |
| Margin of Defeat .....                 | 9 (2002 Game 4, 2-11)                                 |
| Largest Deficit Overcome to Win.....   | 2 (2012 Game 4)                                       |
|  | 2 (2000 Game 1)                                       |
| Largest Lead Surrendered to Lose ..... | 4 (2002 Game 1)                                       |
| Left On Base, Game .....               | 12 (2003 Game 1, 12 inn.)                             |
|  | 12 (2002 Game 1)                                      |
| Fewest Left On Base, Game.....         | 4 (2013 Game 1)                                       |
|  | 4 (2012 Game 5)                                       |
|  | 4 (2012 Game 3)                                       |
| Double Plays Turned, Game.....         | 2 (8 times, last: 2013 Game 3)                        |
| Errors, Series.....                    | 6 (2001)  |
| Errors, Game.....                      | 4 (2003 Game 3)                                       |

# LEAGUE CHAMPIONSHIP SERIES RECORDS

## INDIVIDUAL BATTING

### Highest Batting Average

|                          |                             |
|--------------------------|-----------------------------|
| Career (min. 30 pa)..... | .410 (Harold Baines)        |
| Series (min. 10 pa)..... | .500 (Milton Bradley, 2006) |
| Game.....                | .500 (Sal Bando, 1975)      |

### Highest Slugging Percentage

|                          |                                |
|--------------------------|--------------------------------|
| Career (min. 30 pa)..... | .568 (Jose Canseco)            |
| Series (min. 10 pa)..... | 1.000 (Rickey Henderson, 1989) |

### Highest On-Base Percentage

|                          |                               |
|--------------------------|-------------------------------|
| Career (min. 30 pa)..... | .439 (Harold Baines)          |
| Series (min. 10 pa)..... | .609 (Rickey Henderson, 1989) |

### Most Games Played

|             |                     |
|-------------|---------------------|
| Career..... | 20 (Sal Bando)      |
| Game.....   | 20 (Reggie Jackson) |

### Most At Bats

|             |                                   |
|-------------|-----------------------------------|
| Career..... | 75 (Reggie Jackson)               |
| Series..... | 25 (Harold Baines, 1992)          |
| Game.....   | 6 (Rickey Henderson, 1992 Game 4) |

### Most Runs

|             |                               |
|-------------|-------------------------------|
| Career..... | 14 (Rickey Henderson)         |
| Series..... | 8 (Rickey Henderson, 1989)    |
| Game.....   | 3 (Mark McGwire, 1988 Game 3) |

### Most Hits

|                             |   |
|-----------------------------|---|
| Career.....                 | 21 (Rickey Henderson)                               |
| Series.....                 | 11 (Harold Baines, 1992)                            |
| Game.....                   | 4 (Milton Bradley, 2006 Game 2)                     |
|                             | 4 (Jerry Browne, 1992 Game 5)                       |
|                             | 4 (Sal Bando, 1975 Game 2)                          |
| Hitting Streak, Series..... | 5 (Ruben Sierra, Oct. 8-14, 1992)                   |
|                             | 5 (Bert Campaneris, October 6-11, 1973)             |
|                             | 5 (Matty Alou, October 7-12, 1972)                  |
| Hitting Streak, Career..... | 8 (Harold Baines, October 6, 1991-October 11, 1992) |
|                             | 8 (Rickey Henderson, Oct. 4, 1989-Oct. 10, 1990)    |
|                             | 8 (Dave Henderson, October 5, 1988-October 7, 1989) |

### Most Doubles

|             |   |
|-------------|---|
| Career..... | 4 (Matty Alou)                                  |
|             | 4 (Sal Bando)                                   |
|             | 4 (Dave Henderson)                              |
|             | 4 (Joe Rudi)                                    |
| Series..... | 4 (Matty Alou, 1972)                            |
| Game.....   | 2 (seven times, last: Mark Kotsay, 2006 Game 2) |

### Most Triples

|             |  |
|-------------|--|
| Career..... | 2 (Rickey Henderson)                           |
| Series..... | 1 (six times)                                  |
| Game.....   | 1 (six times, last: Ruben Sierra, 1992 Game 2) |

### Most Home Runs

|                      |                                   |
|----------------------|-----------------------------------|
| Career.....          | 5 (Sal Bando)                     |
| Series.....          | 3 (Jose Canseco, 1988)            |
| Game.....            | 2 (Milton Bradley, 2006 Game 2)   |
|                      | 2 (Rickey Henderson, 1989 Game 4) |
|                      | 2 (Sal Bando, 1973 Game 2)        |
|                      | 2 (Reggie Jackson, 1971 Game 3)   |
| Grand Slams.....     | none                              |
| Pinch Hit.....       | none                              |
| Inside The Park..... | none                              |
| Leadoff.....         | Bert Campaneris, 1973 Game 2      |
| Game Ending.....     | Bert Campaneris, 1973 Game 3      |

### Most RBI

|             |                                   |
|-------------|-----------------------------------|
| Career..... | 11 (Mark McGwire)                 |
| Series..... | 7 (Ruben Sierra, 1992)            |
| Game.....   | 4 (Milton Bradley, 2006 Game 2)   |
|             | 4 (Rickey Henderson, 1989 Game 4) |

### Most Total Bases

|             |                                  |
|-------------|----------------------------------|
| Career..... | 39 (Sal Bando)                   |
| Series..... | 17 (Milton Bradley, 2006)        |
| Game.....   | 10 (Milton Bradley, 2006 Game 2) |

### Most Extra Base Hits

|             |   |
|-------------|---|
| Career..... | 9 (Sal Bando)   |
| Series..... | 4 (six times, last: Milton Bradley, 2006)                       |
| Game.....   | 2 (15 times, last: Milton Bradley and Mark Kotsay, 2006 Game 2) |

### Most Walks

|             |   |
|-------------|---|
| Career..... | 13 (Rickey Henderson)                           |
|             | 13 (Gene Tenace)                                |
| Series..... | 7 (Rickey Henderson, 1989)                      |
| Game.....   | 3 (four times, last: Mark McGwire, 1992 Game 5) |

### Most Strikeouts

|             |  |
|-------------|--|
| Career..... | 17 (Reggie Jackson)  |
| Series..... | 7 (Terry Steinbach, 1992)                                      |
|             | 7 (Jose Canseco, 1989)   |
|             | 7 (Dave Henderson, 1988)                                       |
| Game.....   | 3 (10 times, last: Nick Swisher and Frank Thomas, 2006 Game 2) |

### Most Stolen Bases

|             |                                   |
|-------------|-----------------------------------|
| Career..... | 14 (Rickey Henderson)             |
| Series..... | 8 (Rickey Henderson, 1989)        |
| Game.....   | 4 (Rickey Henderson, 1989 Game 2) |

## INDIVIDUAL PITCHING

### Most Games Won

|             |  |
|-------------|--|
| Career..... | 6 (Dave Stewart)                         |
| Series..... | 2 (five times, last: Dave Stewart, 1990) |

### Most Games Lost

|             |                        |
|-------------|------------------------|
| Career..... | 3 (Ken Holtzman)       |
| Series..... | 2 (Mike Moore, 1992)   |
|             | 2 (Ken Holtzman, 1975) |

### Most Saves

|             |                            |
|-------------|----------------------------|
| Career..... | 10 (Dennis Eckersley)      |
| Series..... | 4 (Dennis Eckersley, 1988) |



## Lowest Earned Run Average

Career (min. 10.0 ip) ..... 0.40 (John Odum)  
Series ..... 0.00 (John Odum, 1972, 14.0 ip)

## Most Games

Career ..... 14 (Dennis Eckersley)  
Series ..... 4 (four times, last: Joe Kennedy, 2006)

## Most Games Started

Career ..... 8 (Dave Stewart)  
Series ..... 2 (11 times, last: Mike Moore and Dave Stewart, 1992)

## Most Complete Games

Career ..... 2 (Jim Hunter and Ken Holtzman)  
Series ..... 1 (seven times, last: Dave Stewart, 1992 Game 5)

## Most Innings Pitched

Career ..... 62.0 (Dave Stewart)  
Series ..... 16.2 (Dave Stewart, 1992)  
Game ..... 11.0 (Ken Holtzman, 1973 Game 3)

## Most Hits

Career ..... 44 (Dave Stewart)  
Series ..... 14 (Dave Stewart, 1992)  
Game ..... 9 (Esteban Loaiza, 2006 Game 2)  
Game, Fewest ..... 2 (Vida Blue, 1974 Game 3)

## Most Runs

Career ..... 16 (Vida Blue)  
16 (Jim Hunter)  
Series ..... 9 (Mike Moore, 1992)  
Game ..... 7 (Esteban Loaiza, 2006 Game 2)

## Most Earned Runs

Career ..... 16 (Vida Blue)  
16 (Jim Hunter)  
Series ..... 8 (Mike Moore, 1992)  
8 (Vida Blue, 1973)  
Game ..... 7 (Esteban Loaiza, 2006 Game 2)

## Most Walks

Career ..... 17 (Dave Stewart)  
Series ..... 6 (four times, last: Dave Stewart, 1992)  
Game ..... 6 (Matt Keough, 1981 Game 3)  
6 (Diego Segui, 1971 Game 3)

## Most Strikeouts

Career ..... 31 (Dave Stewart)  
Series ..... 11 (Dave Stewart, 1988)  
Game ..... 8 (Vida Blue, 1971 Game 1)

## Most Home Runs

Career ..... 9 (Jim Hunter)  
Series ..... 4 (Jim Hunter, 1971)  
Game ..... 4 (Jim Hunter, 1971 Game 2)

## TEAM GAME

### Batting

At Bats ..... 42 (1992 Game 4)  
Runs ..... 10 (1988 Game 3)  
Runs, Inning ..... 7 (1990 Game 1, 9th inn.)  
Hits ..... 15 (1988 Game 3)  
Doubles ..... 5 (1975 Game 2)  
5 (1971 Game 1)  
Triples ..... 1 (six times, last: 1992 Game 2)  
Home Runs ..... 4 (1988 Game 3)  
4 (1973 Game 2)  
Home Runs, Inning ..... 2 (four times, last: 1992 Game 1)  
Home Runs, Back-to-Back .....  
Joe Rudi and Sal Bando (1973 Game 2)  
Mark McGwire and Terry Steinbach (1992 Game 1)  
Total Bases ..... 30 (1988 Game 3)  
Extra Base Hits ..... 7 (1988 Game 3)  
Runs Batted In ..... 10 (1988 Game 3)  
Walks ..... 11 (1974 Game 4)  
Strikeouts ..... 14 (1972 Game 3)  
Stolen Bases ..... 6 (1992 Game 2)  
6 (1989 Game 2)

### Pitching

Hits ..... 19 (1981 Game 2)  
Runs ..... 13 (1981 Game 2)  
Runs, Inning ..... 7 (1981 Game 2, 4th inn.)  
Earned Runs ..... 13 (1981 Game 2)  
Walks ..... 9 (1971 Game 3)  
Strikeouts ..... 10 (2006 Game 4)  
Home Runs ..... 4 (1971 Game 2)

## TEAM MISCELLANEOUS

Consecutive Wins ..... 7 (Oct. 7, 1989 to Oct. 7, 1992)  
Consecutive Losses ..... 6 (Oct. 4, 1975 to Oct. 15, 1981)  
Shutouts ..... 4  
1972 Game 2 (5-0; Odum)  
1973 Game 5 (3-0; Hunter)  
1974 Game 2 (5-0; Holtzman)  
1974 Game 3 (1-0; Blue)  
Longest Nine Inning Game ..... 3:42 (1990 Game 2)  
Longest Extra Inning Game ..... 4:25 (1992 Game 4, 11 inn.)  
Fastest Game ..... 1:57 (1974 Game 3)  
Extra Inning Games ..... 4  
1972 Game 1 (3-2, 11 inn.)  
1972 Game 4 (3-4, 10 inn.)  
1973 Game 3 (2-1, 11 inn.)  
1992 Game 4 (6-7, 11 inn.)  
Margin of Victory ..... 8 (1990 Game 1, 9-1)  
Margin of Defeat ..... 10 (1981 Game 2, 3-13)  
Largest Deficit Overcome to Win ..... 5 (1988 Game 3)  
Largest Deficit Surrendered to Lose ..... 5 (1992 Game 4)  
Left On Base, Game ..... 12 (1990 Game 2)  
Double Plays Turned, Game ..... 4 (1975 Game 2)  
Errors, Series ..... 7 (1992)  
Errors, Game ..... 4 (1975 Game 1)

# WORLD SERIES RECORDS

## INDIVIDUAL BATTING

### Highest Batting Average

Career (min. 25 pa).....412 (Rickey Henderson)  
Series (min. 10 pa).....474 (Rickey Henderson, 1989)

### Highest Slugging Percentage

Career (min. 25 pa).....794 (Rickey Henderson)  
Series (min. 10 pa).....923 (Dave Henderson, 1989)

### Highest On-Base Percentage

Career (min. 25 pa).....487 (Rickey Henderson)  
Series (min. 10 pa).....591 (Mickey Cochrane, 1929)

### Most Games Played

Career.....20 (Frank Baker)  
20 (Jack Barry)  
20 (Eddie Collins)

### Most At Bats

Career.....82 (Frank Baker)  
Series.....31 (Bert Campaneris, 1973)  
Game.....6 (five times, last: Rickey Henderson, 1989 Game 4)

### Most Runs

Career.....15 (Frank Baker)  
Series.....7 (Frank Baker, 1911)  
Game.....4 (Carney Lansford, 1989 Game 3)

### Most Hits

Career.....31 (Frank Baker)  
Series.....9 (nine times, last: Rickey Henderson, 1989)  
Game.....4 (Dave Henderson, 1988 Game 4)  
4 (Reggie Jackson, 1973 Game 2)  
4 (Danny Murphy, 1911 Game 6)  
Hitting Streak, Series.....6 (Jimmie Foxx, Oct. 1-8, 1930)  
Hitting Streak, Career.....  
8 (Jimmie Foxx, October 1, 1930 to October 2, 1931)  
8 (Jack Barry, October 17, 1911 to October 10, 1913)

### Most Doubles

Career.....9 (Jack Barry)  
Series.....4 (Jack Barry, 1911)  
4 (Eddie Collins, 1910)  
Game.....2 (13 times, last: Rickey Henderson, 1990 Game 1)

### Most Triples

Career.....2 (Rickey Henderson)  
2 (Eddie Collins)  
Series.....2 (Rickey Henderson, 1989)  
2 (Eddie Collins, 1913)  
Game.....1 (14 times, last: Rickey Henderson, 1989 Game 4)

### Most Home Runs

Career.....6 (Al Simmons)  
Series.....4 (Gene Tenace, 1972)  
Game.....2 (Dave Henderson, 1989 Game 3)  
2 (Gene Tenace, 1972 Game 1)  
Grand Slams.....none  
Pinch Hit.....none  
Inside The Park.....Mule Haas, 1929 Game 4  
Leadoff.....Rickey Henderson, 1989 Game 4  
Game Ending.....Mark McGwire, 1988 Game 3

### Most RBI

Career.....18 (Frank Baker)  
Series.....9 (Gene Tenace, 1972)  
9 (Danny Murphy, 1910)  
Game.....4 (Dave Henderson, 1989 Game 3)  
4 (Jose Canseco, 1988 Game 1)  
4 (Al Simmons, 1929 Game 2)  
4 (Wally Schang, 1913 Game 4)

### Most Total Bases

Career.....47 (Frank Baker)  
Series.....21 (Gene Tenace, 1972)  
Game.....10 (Dave Henderson, 1989 Game 3)

### Most Extra Base Hits

Career.....11 (Al Simmons)  
Series.....5 (Gene Tenace, 1972)  
5 (Reggie Jackson, 1973)  
Game.....3 (Dave Henderson, 1989 Game 3)

### Most Walks

Career.....17 (Mickey Cochrane)  
Series.....11 (Gene Tenace, 1973)  
Game.....3 (Gene Tenace, 1973 Game 5)  
3 (Gene Tenace, 1973 Game 2)  
3 (Mickey Cochrane, 1929 Game 2)

### Most Strikeouts

Career.....17 (Sal Bando)  
Series.....9 (Dib Williams, 1931)  
Game.....3 (seven times, last: Dave Stewart, 1988 Game 1)

### Most Stolen Bases

Career.....10 (Eddie Collins)  
Series.....4 (Eddie Collins, 1910)  
Game.....2 (four times, last: Rickey Henderson, 1989 Game 3)

## INDIVIDUAL PITCHING

### Most Games Won

Career.....6 (Chief Bender)  
Series.....3 (Jack Coombs, 1910)

### Most Games Lost

Career.....5 (Eddie Plank)  
Series.....2 (Dave Stewart, 1990)  
2 (Storm Davis, 1988)  
2 (George Earnshaw, 1931)  
2 (Eddie Plank, 1905)

### Most Saves

Career.....6 (Rollie Fingers)  
Series.....2 (four times, last: Rollie Fingers, 1974)

### Lowest Earned Run Average

Career (min 10.0 ip).....1.32 (Eddie Plank)  
Series (min 10.0 ip).....0.00 (Darold Knowles, 1973, 6.1 ip)  
0.00 (Lefty Grove, 1929, 6.1 ip)  
0.00 (Rube Walberg, 1929, 6.1 ip)

### Most Games

Career.....16 (Rollie Fingers, 1973)  
Series.....7 (Darold Knowles, 1973)

### Most Games Started

|              |   |
|--------------|---|
| Career.....  | 10 (Chief Bender)                       |
| Series ..... | 3 (six times, last: Ken Holtzman, 1973) |

### Most Complete Games

|              |                        |
|--------------|------------------------|
| Career.....  | 9 (Chief Bender)       |
| Series ..... | 3 (Chief Bender, 1911) |
|              | 3 (Jack Coombs, 1910)  |

### Most Innings Pitched

|              |                                 |
|--------------|---------------------------------|
| Career.....  | 85.0 (Chief Bender)             |
| Series ..... | 27.0 (Jack Coombs, 1910)        |
| Game .....   | 11.0 (Joe Bush, 1914 Game 3)    |
|              | 11.0 (Jack Coombs, 1911 Game 3) |

### Most Hits

|                    |                                  |
|--------------------|----------------------------------|
| Career.....        | 64 (Chief Bender)                |
| Series .....       | 28 (Lefty Grove, 1931)           |
| Game .....         | 12 (Lefty Grove, 1931 Game 1)    |
| Game, Fewest ..... | 2 (George Earnshaw, 1931 Game 4) |
|                    | 2 (Eddie Plank, 1913 Game 5)     |

### Most Runs

|              |                               |
|--------------|-------------------------------|
| Career.....  | 28 (Chief Bender)             |
| Series ..... | 10 (Storm Davis, 1988)        |
|              | 10 (Jack Coombs, 1910)        |
| Game .....   | 9 (Andy Coakley, 1905 Game 3) |

### Most Earned Runs

|              |                               |
|--------------|-------------------------------|
| Career.....  | 23 (Chief Bender)             |
| Series ..... | 10 (Storm Davis, 1988)        |
|              | 10 (Jack Coombs, 1910)        |
| Game .....   | 6 (Storm Davis, 1988 Game 2)  |
|              | 6 (Chief Bender, 1914 Game 1) |

### Most Walks

|              |                              |
|--------------|------------------------------|
| Career.....  | 21 (Chief Bender)            |
| Series ..... | 14 (Jack Coombs, 1910)       |
| Game .....   | 9 (Jack Coombs, 1910 Game 2) |

### Most Strikeouts

|              |                                |
|--------------|--------------------------------|
| Career.....  | 59 (Chief Bender)              |
| Series ..... | 20 (George Earnshaw, 1931)     |
|              | 20 (Chief Bender, 1911)        |
| Game .....   | 13 (Howard Ehmke, 1929 Game 1) |

### Most Home Runs

|              |   |
|--------------|---|
| Career.....  | 4 (Vida Blue)                                 |
|              | 4 (Jim Hunter)                                |
| Series ..... | 3 (Storm Davis, 1988)                         |
| Game .....   | 2 (four times, last: Mike Moore, 1990 Game 3) |

## TEAM GAME

### Batting

|                    |                            |
|--------------------|----------------------------|
| At Bats .....      | 47 (1973 Game 2)           |
| Runs .....         | 13 (1989 Game 3)           |
|                    | 13 (1911 Game 6)           |
| Runs, Inning ..... | 10 (1929 Game 4, 7th inn.) |
| Hits .....         | 15 (1929 Game 4)           |
|                    | 15 (1910 Game 3)           |
| Doubles .....      | 7 (1911 Game 4)            |

|                         |                           |
|-------------------------|---------------------------|
| Triples .....           | 3 (1973 Game 2)           |
| Home Runs .....         | 5 (1989 Game 3)           |
| Home Runs, Inning ..... | 2 (1989 Game 3, 5th inn.) |
|                         | 2 (1989 Game 3, 4th inn.) |
|                         | 2 (1973 Game 7, 3rd inn.) |
|                         | 2 (1929 Game 4, 7th inn.) |

|                               |                                   |
|-------------------------------|-----------------------------------|
| Home Runs, Back-to-Back ..... | none                              |
| Total Bases .....             | 31 (1989 Game 3)                  |
| Extra Base Hits .....         | 7 (1989 Game 3)                   |
|                               | 7 (1973 Game 2)                   |
|                               | 7 (1930 Game 6)                   |
|                               | 7 (1911 Game 4)                   |
| Runs Batted In .....          | 12 (1989 Game 3)                  |
| Walks .....                   | 7 (four times, last: 1989 Game 4) |
| Strikeouts .....              | 15 (1973 Game 2)                  |
| Stolen Bases .....            | 4 (1910 Game 5)                   |

### Pitching

|                    |                                    |
|--------------------|------------------------------------|
| Hits .....         | 15 (1973 Game 2)                   |
| Runs .....         | 10 (1973 Game 2)                   |
| Runs, Inning ..... | 7 (1990 Game 3, 3rd inn.)          |
| Earned Runs .....  | 8 (1972 Game 6)                    |
| Walks .....        | 9 (1910 Game 2)                    |
| Strikeouts .....   | 14 (1972 Game 3)                   |
| Home Runs .....    | 2 (eight times, last: 1990 Game 3) |

## TEAM MISCELLANEOUS

|   |  |
|---|--|
| Consecutive Wins .....                    | 4 (October 14 to 28, 1989)                         |
|   | 4 (October 12, 1929 to October 2, 1930)            |
| Consecutive Losses .....                  | 4 (October 16, 1990 to present)                    |
|   | 4 (October 9 to 13, 1914)                          |
| Shutouts .....                            | 4  |
|   | 1989 Game 1 vs. San Francisco (5-0; Stewart)       |
|   | 1931 Game 4 vs. St. Louis (3-0; Earnshaw)          |
|   | 1930 Game 5 at St. Louis (2-0; Earnshaw and Grove) |
|   | 1905 Game 2 at New York (3-0; Bender)              |
| Margin of Victory .....                   | 11 (1911 Game 6, 13-2)                             |
| Margin of Defeat .....                    | 9 (1905 Game 3, 0-9)                               |
| Largest Deficit Overcome to Win .....     | 8 (1929 Game 4)                                    |
| Largest Deficit Surrendered to Lose ..... | 3 (1911 Game 5)                                    |
| Longest Nine Inning Game .....            | 3:30 (1989 Game 3)                                 |
| Longest Extra Inning Game .....           | 4:13 (1973 Game 2, 12 inn.)                        |
| Fastest Game .....                        | 1:35 (1905 Game 5)                                 |
| Extra Inning Games .....                  | 8  |
|   | 1990 Game 2 at Cincinnati (4-5, 10 inn.)           |
|   | 1973 Game 3 at New York (3-2, 11 inn.)             |
|   | 1973 Game 2 vs. New York (7-10, 12 inn.)           |
|   | 1914 Game 3 at Boston (4-5, 12 inn.)               |
|   | 1913 Game 2 vs. New York (0-3, 10 inn.)            |
|   | 1911 Game 5 at New York (3-4, 10 inn.)             |
|   | 1911 Game 3 at New York (3-2, 11 inn.)             |
|   | 1910 Game 4 at Chicago (3-4, 10 inn.)              |
| Left on Base, Nine Inning Game .....      | 11 (1990 Game 1)                                   |
|   | 11 (1930 Game 3)                                   |
| Left on Base, Extra Inning Game .....     | 12 (1973 Game 2, 12 inn.)                          |
| Double Plays Turned, Game .....           | 4 (1914 Game 1)                                    |
|   | 4 (1973 Game 4)                                    |
| Errors, Series .....                      | 11 (1910)  |
|   | 11 (1911)  |
| Errors, Game .....                        | 5 (1973 Game 2)                                    |
|   | 5 (1911 Game 6)                                    |

# POSTSEASON RECORDS

## INDIVIDUAL BATTING

### Highest Batting Average

|                                 |   |
|---------------------------------|---|
| Career (min. 50 pa).....        | .378 (Frank Baker, 1910-11, 13-14)                              |
| Season (min. 20 pa).....        | .450 (Frank Baker, 1913)  |
| Single Series (min. 10 pa)..... | .545 (Tony Armas, 1981 ALDS)<br>.545 (Dwayne Murphy, 1981 ALDS) |

### Highest Slugging Percentage

|                                 |                                 |
|---------------------------------|---------------------------------|
| Career (min. 50 pa).....        | .667 (Al Simmons, 1929-31)      |
| Season (min. 20 pa).....        | .941 (Rickey Henderson, 1989)   |
| Single Series (min. 10 pa)..... | 1.200 (Frank Thomas, 2006 ALDS) |

### Highest On-Base Percentage

|                                 |  |
|---------------------------------|--|
| Career (min. 50 pa).....        | .436 (Rickey Henderson, 1981, 89-90, 92) |
| Season (min. 20 pa).....        | .591 (Mickey Cochrane, 1929)             |
| Single Series (min. 10 pa)..... | .609 (Rickey Henderson, 1989 ALCS)       |

### Most Games Played

|             |  |
|-------------|--|
| Career..... | 39 (Sal Bando, 1971-75)                    |
| Season..... | 12 (12 times, last: seven players in 1973) |

### Most At Bats

|             |  |
|-------------|--|
| Career..... | 144 (Bert Campaneris, 1971-75)                       |
| Season..... | 52 (Bert Campaneris, 1973)                           |
| Series..... | 31 (Bert Campaneris, 1973 WS)                        |
| Game.....   | 6 (nine times, last: Coco Crisp, 2014 ALWC, 12 inn.) |

### Most Runs

|             |  |
|-------------|--|
| Career..... | 23 (Rickey Henderson, 1981, 89-90, 92) |
| Season..... | 12 (Rickey Henderson, 1989)            |
| Series..... | 8 (Rickey Henderson, 1989 ALCS)        |
| Game.....   | 4 (Carney Lansford, 1989 WS Game 3)    |

### Most Hits

|                             |   |
|-----------------------------|---|
| Career.....                 | 37 (Rickey Henderson, 1981, 89-90, 92)                  |
| Season.....                 | 16 (Bert Campaneris, 1973)                              |
| Series.....                 | 11 (Harold Baines, 1992 ALCS)                           |
| Game.....                   | 4 (11 times, last: Coco Crisp, 2013 ALDS Game 4)        |
| Hitting Streak, Season..... | 8 (Bert Campaneris, Oct. 6-16, 1973)                    |
| Hitting Streak, Career..... | 8 (Rickey Henderson, October 4-28, 1989)                |
| Hitting Streak, Career..... | 15 (Rickey Henderson, October 4, 1989-October 19, 1990) |

### Most Doubles

|             |  |
|-------------|--|
| Career..... | 9 (Jack Barry, 1910-11, 13-14)                   |
| Season..... | 9 (Dave Henderson, 1988-90)                      |
| Series..... | 5 (Dave Henderson, 1989)                         |
| Game.....   | 4 (four times, last: Marco Scutaro, 2006 ALDS)   |
| Game.....   | 2 (27 times, last: Coco Crisp, 2013 ALDS Game 3) |

### Most Triples

|             |  |
|-------------|--|
| Career..... | 4 (Rickey Henderson, 1981, 89-90, 92)            |
| Season..... | 3 (Rickey Henderson, 1989)                       |
| Series..... | 2 (Rickey Henderson, 1989 WS)                    |
| Game.....   | 2 (Eddie Collins, 1913 WS)                       |
| Game.....   | 1 (26 times, last: Coco Crisp, 2013 ALDS Game 4) |

### Most Home Runs

|             |                           |
|-------------|---------------------------|
| Career..... | 7 (Jose Canseco, 1988-90) |
| Season..... | 4 (Jose Canseco, 1988)    |
| Game.....   | 4 (Gene Tenace, 1972)     |

|                      |   |
|----------------------|---|
| Series.....          | 4 (Gene Tenace, 1972 WS)                      |
| Game.....            | 2 (nine times, last: Brandon Moss, 2014 ALWC) |
| Grand Slams.....     | Jose Canseco, 1988 WS Game 1                  |
| Pinch Hit.....       | none  |
| Inside The Park..... | Mark Kotsay, 2006 ALDS Game 2                 |
|                      | Ray Durham, 2002 ALDS Game 3                  |
|                      | Mule Haas, 1929 WS Game 4                     |
| Leadoff.....         | 4 times, last: Coco Crisp, 2012 ALDS Game 1   |
| Game Ending.....     | Mark McGwire, 1988 WS Game 3                  |
|                      | Bert Campaneris, 1973 ALCS Game 3             |

### Most RBI

|                    |                                  |
|--------------------|----------------------------------|
| Career.....        | 18 (Frank Baker, 1910-11, 13-14) |
| Season.....        | 18 (Jose Canseco, 1988-90)       |
| Single Series..... | 10 (Gene Tenace, 1972)           |
| Game.....          | 9 (Gene Tenace, 1972 WS)         |
|                    | 9 (Danny Murphy, 1910 WS)        |
| Game.....          | 5 (Brandon Moss, 2014 ALWC)      |

### Most Total Bases

|                    |  |
|--------------------|--|
| Career.....        | 63 (Rickey Henderson, 1981, 89-90, 92) |
| Season.....        | 32 (Rickey Henderson, 1989)            |
| Single Series..... | 21 (Gene Tenace, 1972 WS)              |
| Game.....          | 10 (Dave Henderson, 1989 WS Game 3)    |
|                    | 10 (Milton Bradley, 2006 ALCS Game 2)  |

### Most Extra Base Hits

|                    |   |
|--------------------|---|
| Career.....        | 14 (Rickey Henderson, 1981, 89-90, 92)      |
| Season.....        | 8 (Dave Henderson, 1989)                    |
|                    | 8 (Rickey Henderson, 1989)                  |
| Single Series..... | 5 (four times, last: Ray Durham, 2002 ALDS) |
| Game.....          | 3 (Dave Henderson, 1989 WS Game 3)          |

### Most Walks

|                    |   |
|--------------------|---|
| Career.....        | 29 (Gene Tenace, 1971-75)                       |
| Season.....        | 13 (Gene Tenace, 1973)                          |
| Single Series..... | 11 (Gene Tenace, 1973 WS)                       |
| Game.....          | 3 (9 times, last: Coco Crisp, 2013 ALDS Game 1) |

### Most Strikeouts

|                    |                                    |
|--------------------|------------------------------------|
| Career.....        | 31 (Gene Tenace, 1971-75)          |
| Season.....        | 14 (Dave Henderson, 1988)          |
| Single Series..... | 13 (Brandon Moss, 2013 ALDS)       |
| Game.....          | 4 (Stephen Drew, 2012 ALDS Game 5) |
|                    | 4 (Ben Grieve, 2000 ALDS Game 5)   |

### Most Stolen Bases

|                    |  |
|--------------------|--|
| Career.....        | 22 (Rickey Henderson, 1981, 89-90, 92) |
| Season.....        | 11 (Rickey Henderson, 1989)            |
| Single Series..... | 8 (Rickey Henderson, 1989 ALCS)        |
| Game.....          | 4 (Rickey Henderson, 1989 ALCS Game 2) |

## INDIVIDUAL PITCHING

### Most Games Won

|                    |                               |
|--------------------|-------------------------------|
| Career.....        | 8 (Dave Stewart, 1988-90, 92) |
| Season.....        | 4 (Dave Stewart, 1989)        |
| Single Series..... | 3 (Jack Coombs, 1910 WS)      |

### Most Games Lost

|                    |   |
|--------------------|---|
| Career.....        | 5 (Vida Blue, 1971-75)                      |
|                    | 5 (Eddie Plank, 1905, 10-11, 13-14)         |
| Season.....        | 2 (nine times, last: Jarrod Parker, 2012)   |
| Single Series..... | 2 (7 times, last: Jarrod Parker, 2012 ALDS) |

### Most Saves

|                    |                                    |
|--------------------|------------------------------------|
| Career.....        | 11 (Dennis Eckersley, 1988-90, 92) |
| Season.....        | 4 (Dennis Eckersley, 1988, 1989)   |
| Single Series..... | 4 (Dennis Eckersley, 1988 ALCS)    |

### Lowest Earned Run Average

|                            |                                      |
|----------------------------|--------------------------------------|
| Career (min. 20.0 ip)..... | 1.13 (John Odom, 1972-74)            |
| Season (min. 10.0 ip)..... | 0.71 (John Odom, 1972)               |
| Single Series.....         | 0.00 (John Odom, 1972 ALCS, 14.0 ip) |

### Most Games

|                    |                                |
|--------------------|--------------------------------|
| Career.....        | 27 (Rollie Fingers, 1971-75)   |
| Season.....        | 9 (Rollie Fingers, 1972, 1973) |
| Single Series..... | 7 (Darrold Knowles, 1973 WS)   |

### Most Games Started

|                    |  |
|--------------------|--|
| Career.....        | 14 (Dave Stewart, 1988-90, 92)             |
| Season.....        | 4 (eight times, last: Dave Stewart, 1990)  |
| Single Series..... | 3 (six times, last: Ken Holtzman, 1973 WS) |

### Most Complete Games

|                    |   |
|--------------------|---|
| Career.....        | 9 (Chief Bender, 1905, 10-11, 13-14)                  |
| Season.....        | 3 (Jack Coombs, 1910)<br>3 (Chief Bender, 1911)       |
| Single Series..... | 3 (Jack Coombs, 1910 WS)<br>3 (Chief Bender, 1911 WS) |

### Most Innings Pitched

|                    |  |
|--------------------|--|
| Career.....        | 105.1 (Dave Stewart, 1988-90, 92)                    |
| Season.....        | 32.0 (Dave Stewart, 1989)                            |
| Single Series..... | 27.0 (Jack Coombs, 1910 WS)                          |
| Game.....          | 11.0 (3 times, last: Ken Holtzman, 1973 ALCS Game 3) |

### Most Hits

|                    |  |
|--------------------|--|
| Career.....        | 76 (Dave Stewart, 1988-90, 92)                     |
| Season.....        | 28 (Lefty Grove, 1931)                             |
| Single Series..... | 28 (Lefty Grove, 1931 WS)                          |
| Game.....          | 12 (Lefty Grove, 1931 WS Game 1)                   |
| Game, Fewest.....  | 2 (three times, last: Vida Blue, 1974 ALCS Game 3) |

### Most Runs

|                    |                                  |
|--------------------|----------------------------------|
| Career.....        | 31 (Vida Blue, 1971-75)          |
| Season.....        | 14 (Vida Blue, 1973)             |
| Single Series..... | 11 (Tim Hudson, 2002 ALDS)       |
| Game.....          | 9 (Andy Coakley, 1905 WS Game 3) |

### Most Earned Runs

|                    |  |
|--------------------|--|
| Career.....        | 31 (Vida Blue, 1971-75)                                |
| Season.....        | 14 (Vida Blue, 1973)                                   |
| Single Series..... | 10 (Storm Davis, 1988 WS)<br>10 (Jack Coombs, 1910 WS) |
| Game.....          | 7 (Esteban Loaiza, 2006 ALCS Game 2)                   |

### Most Walks

|                    |                                 |
|--------------------|---------------------------------|
| Career.....        | 30 (Dave Stewart, 1988-90, 92)  |
| Season.....        | 14 (Jack Coombs, 1910)          |
| Single Series..... | 14 (Jack Coombs, 1910 WS)       |
| Game.....          | 9 (Jack Coombs, 1910 WS Game 2) |

### Most Strikeouts

|                    |   |
|--------------------|---|
| Career.....        | 59 (Chief Bender, 1905, 10-11, 13-14)                       |
| Season.....        | 23 (Dave Stewart, 1989)                                     |
| Single Series..... | 20 (George Earnshaw, 1931 WS)<br>20 (Chief Bender, 1911 WS) |
| Game.....          | 13 (Howard Ehmke, 1929 WS Game 1)                           |

### Most Home Runs

|                    |  |
|--------------------|--|
| Career.....        | 13 (Jim Hunter, 1971-74)                 |
| Season.....        | 4 (four times, last: Dave Stewart, 1989) |
| Single Series..... | 4 (Jim Hunter, 1971 ALCS)                |
| Game.....          | 4 (Jim Hunter, 1971 ALCS Game 2)         |

## TEAM GAME

### Batting

|                              |  |
|------------------------------|--|
| At Bats.....                 | 47 (2014 ALWC, 12 innings)<br>47 (1973 WS Game 2)                  |
| Runs.....                    | 13 (1989 WS Game 3)<br>13 (1911 WS Game 6)                         |
| Runs, Inning.....            | 10 (1929 WS Game 4, 7th inn.)                                      |
| Hits.....                    | 15 (3 times, last: 1988 ALCS Game 3)                               |
| Doubles.....                 | 7 (1911 WS Game 4)   |
| Triples.....                 | 3 (1973 WS Game 2)   |
| Home Runs.....               | 5 (1989 WS Game 3)   |
| Home Runs, Inning.....       | 2 (10 times, last:<br>2013 ALDS Game 3, 5th inn.)                  |
| Home Runs, Back-to-Back..... | 3 times, last: Ray Durham and Scott<br>Hatteberg, 2002 ALDS Game 3 |
| Total Bases.....             | 31 (1989 WS Game 3)  |
| Extra Base Hits.....         | 7 (six times, last: 2002 ALDS Game 2)                              |
| Runs Batted In.....          | 12 (1989 WS Game 3)  |
| Walks.....                   | 11 (1974 ALCS Game 4)  |
| Strikeouts.....              | 16 (2013 ALDS Game 1)  |
| Stolen Bases.....            | 6 (1992 ALCS Game 2)<br>6 (1989 ALCS Game 2)                       |

### Pitching

|                   |  |
|-------------------|--|
| Hits.....         | 19 (1981 ALCS Game 2)                      |
| Runs.....         | 13 (1981 ALCS Game 2)                      |
| Runs, Inning..... | 7 (3 times, last: 2002 Game 4, 4th inn.)   |
| Earned Runs.....  | 13 (1981 ALCS Game 2)                      |
| Walks.....        | 9 (1971 ALCS Game 3)<br>9 (1910 WS Game 2) |
| Strikeouts.....   | 14 (1972 WS Game 3)                        |
| Home Runs.....    | 4 (2019 ALWC)<br>4 (1971 ALCS Game 2)      |

## TEAM MISCELLANEOUS

|                                       |  |
|---------------------------------------|--|
| Consecutive Wins.....                 | 10 (October 7, 1989-October 10, 1990)                    |
| Consecutive Losses.....               | 6 (October 10, 2006-October 7, 2012)                     |
| Shutouts.....                         | 12 times, last:<br>2013 ALDS Game 2 (1-0; Gray, Balfour) |
| Longest Nine Inning Game.....         | 4:13 (2001 ALDS Game 4)                                  |
| Longest Extra Inning Game.....        | 4:45 (2014 ALWC, 12 inn.)                                |
| Fastest Game.....                     | 1:35 (1905 WS Game 5)                                    |
| Extra Inning Games.....               | 15 times, last: 2014 ALWC (8-9, 12 inn.)                 |
| Margin of Victory.....                | 11 (1911 WS Game 6, 13-2)                                |
| Margin of Defeat.....                 | 10 (1981 ALCS Game 2, 3-13)                              |
| Largest Deficit Overcome to Win.....  | 8 (1929 WS Game 4)                                       |
| Largest Lead Surrendered to Lose..... | 5 (1992 ALCS Game 4)                                     |
| Left On Base, Game.....               | 12 (four times, last:<br>2003 ALDS Game 1, 12 inn.)      |
| Double Plays Turned, Game.....        | 4 (three times, last:<br>1975 ALCS Game 2)               |
| Errors, Series.....                   | 11 (1910, 1911)  |
| Errors, Game.....                     | 5 (1973 WS Game 2)<br>5 (1911 WS Game 6)                 |

# POSTSEASON CAREER LEADERS

## INDIVIDUAL BATTING

### Batting Average (min. 50 pa)

|                          |     |
|--------------------------|-----|
| 1. Frank Baker.....      | 378 |
| 2. Harold Baines.....    | 370 |
| 3. Eddie Collins.....    | 347 |
| 4. Jimmie Foxx.....      | 344 |
| 5. Rickey Henderson..... | 333 |
| Al Simmons.....          | 333 |

### At Bats

|                         |     |
|-------------------------|-----|
| 1. Bert Campaneris..... | 144 |
| 2. Sal Bando.....       | 142 |
| 3. Joe Rudi.....        | 140 |
| 4. Reggie Jackson.....  | 118 |
| 5. Mark McGwire.....    | 114 |

### Triples

|                          |   |
|--------------------------|---|
| 1. Rickey Henderson..... | 4 |
| 2. Eddie Collins.....    | 2 |
| 3. 19 tied with.....     | 1 |

### Extra Base Hits

|                          |    |
|--------------------------|----|
| 1. Rickey Henderson..... | 14 |
| 2. Reggie Jackson.....   | 13 |
| Dave Henderson.....      | 13 |
| 4. Sal Bando.....        | 12 |
| 5. Al Simmons.....       | 11 |

### Slugging Pct. (min. 50 pa)

|                          |      |
|--------------------------|------|
| 1. Al Simmons.....       | .667 |
| 2. Jimmie Foxx.....      | .609 |
| 3. Frank Baker.....      | .573 |
| 4. Rickey Henderson..... | .568 |
| 5. Harold Baines.....    | .565 |

### Runs

|                           |    |
|---------------------------|----|
| 1. Rickey Henderson.....  | 23 |
| 2. Sal Bando.....         | 20 |
| 3. five players tied..... | 15 |

### Home Runs

|                          |   |
|--------------------------|---|
| 1. Jose Canseco.....     | 7 |
| 2. Al Simmons.....       | 6 |
| 3. Sal Bando.....        | 5 |
| Reggie Jackson.....      | 5 |
| 5. six players tied..... | 4 |

### Walks

|                          |    |
|--------------------------|----|
| 1. Gene Tenace.....      | 29 |
| 2. Rickey Henderson..... | 20 |
| 3. Jose Canseco.....     | 17 |
| Mickey Cochrane.....     | 17 |
| 5. two players tied..... | 16 |

### On-Base Pct. (min. 50 pa)

|                          |      |
|--------------------------|------|
| 1. Rickey Henderson..... | .436 |
| 2. Jimmie Foxx.....      | .425 |
| 3. Harold Baines.....    | .408 |
| 4. Mickey Cochrane.....  | .408 |
| 5. Frank Baker.....      | .402 |

### Hits

|                          |    |
|--------------------------|----|
| 1. Rickey Henderson..... | 37 |
| 2. Joe Rudi.....         | 36 |
| 3. Bert Campaneris.....  | 35 |
| 4. Sal Bando.....        | 34 |
| Carney Lansford.....     | 34 |

### Runs Batted In

|                            |    |
|----------------------------|----|
| 1. Jose Canseco.....       | 18 |
| Frank Baker.....           | 18 |
| 3. Al Simmons.....         | 17 |
| 4. three players tied..... | 15 |

### Strikeouts

|                        |    |
|------------------------|----|
| 1. Gene Tenace.....    | 31 |
| 2. Sal Bando.....      | 29 |
| 3. Reggie Jackson..... | 27 |
| Dave Henderson.....    | 27 |
| Mark McGwire.....      | 27 |

### Games

|                         |    |
|-------------------------|----|
| 1. Sal Bando.....       | 39 |
| 2. Joe Rudi.....        | 38 |
| 3. Gene Tenace.....     | 37 |
| 4. Bert Campaneris..... | 36 |
| Dick Green.....         | 36 |

### Doubles

|                           |   |
|---------------------------|---|
| 1. Dave Henderson.....    | 9 |
| Jack Barry.....           | 9 |
| 3. five players tied..... | 7 |

### Total Bases

|                          |    |
|--------------------------|----|
| 1. Rickey Henderson..... | 63 |
| 2. Sal Bando.....        | 57 |
| 3. Reggie Jackson.....   | 56 |
| 4. Joe Rudi.....         | 53 |
| 5. Bert Campaneris.....  | 50 |

### Stolen Bases

|                          |    |
|--------------------------|----|
| 1. Rickey Henderson..... | 22 |
| 2. Bert Campaneris.....  | 10 |
| Eddie Collins.....       | 10 |
| 4. Willie Wilson.....    | 7  |
| 5. Jose Canseco.....     | 5  |

## INDIVIDUAL PITCHING

### Wins

|                           |   |
|---------------------------|---|
| 1. Dave Stewart.....      | 8 |
| 2. Jim Hunter.....        | 7 |
| 3. Chief Bender.....      | 6 |
| Ken Holtzman.....         | 6 |
| 5. five players tied..... | 4 |

### ERA (min. 20 ip)

|                         |      |
|-------------------------|------|
| 1. John Odom.....       | 1.13 |
| 2. Eddie Plank.....     | 1.32 |
| 3. George Earnshaw..... | 1.58 |
| 4. Lefty Grove.....     | 1.75 |
| 5. Rollie Fingers.....  | 2.22 |

### Complete Games

|                         |   |
|-------------------------|---|
| 1. Chief Bender.....    | 9 |
| 2. Eddie Plank.....     | 6 |
| 3. George Earnshaw..... | 5 |
| 4. Jack Coombs.....     | 4 |
| Lefty Grove.....        | 4 |

### Strikeouts

|                         |    |
|-------------------------|----|
| 1. Chief Bender.....    | 59 |
| 2. George Earnshaw..... | 56 |
| 3. Dave Stewart.....    | 55 |
| 4. Jim Hunter.....      | 49 |
| 5. Vida Blue.....       | 47 |

### Losses

|                      |   |
|----------------------|---|
| 1. Eddie Plank.....  | 5 |
| Vida Blue.....       | 5 |
| 3. Chief Bender..... | 4 |
| Rollie Fingers.....  | 4 |
| Ken Holtzman.....    | 4 |

### Games

|                          |    |
|--------------------------|----|
| 1. Rollie Fingers.....   | 27 |
| 2. Dennis Eckersley..... | 20 |
| 3. Rick Honeycutt.....   | 18 |
| 4. Vida Blue.....        | 17 |
| 5. Jim Hunter.....       | 14 |
| Dave Stewart.....        | 14 |

### Innings Pitched

|                      |       |
|----------------------|-------|
| 1. Dave Stewart..... | 105.1 |
| 2. Jim Hunter.....   | 88.1  |
| 3. Chief Bender..... | 85.0  |
| 4. Ken Holtzman..... | 70.1  |
| 5. Vida Blue.....    | 64.2  |

### Winning Pct. (min. 3 dec)

|                      |             |
|----------------------|-------------|
| 1. Jack Coombs.....  | 1.000 (4-0) |
| 2. Jim Hunter.....   | .778 (7-2)  |
| 3. John Odom.....    | .750 (3-1)  |
| 4. Dave Stewart..... | .727 (8-3)  |
| 5. Lefty Grove.....  | .714 (5-2)  |

### Saves

|                            |    |
|----------------------------|----|
| 1. Dennis Eckersley.....   | 11 |
| 2. Rollie Fingers.....     | 8  |
| 3. Jason Isringhausen..... | 3  |
| 4. Vida Blue.....          | 2  |
| Grant Balfour.....         | 2  |
| Darold Knowles.....        | 2  |
| Huston Street.....         | 2  |

### Games Started

|                      |    |
|----------------------|----|
| 1. Dave Stewart..... | 14 |
| 2. Jim Hunter.....   | 12 |
| Ken Holtzman.....    | 12 |
| 4. Chief Bender..... | 10 |
| Vida Blue.....       | 10 |

### Walks

|                      |    |
|----------------------|----|
| 1. Dave Stewart..... | 30 |
| 2. Jim Hunter.....   | 26 |
| 3. Vida Blue.....    | 23 |
| 4. Chief Bender..... | 21 |
| 5. Jack Coombs.....  | 20 |

# POSTSEASON SINGLE GAME BESTS

## INDIVIDUAL BATTING

### Runs

- 4 Carney Lansford, 1989 WS Game 3 at San Francisco
- 3 10 times, last: Coco Crisp, 2013 ALDS Game 4 at Det.

### Hits

- 4 Coco Crisp, 2013 ALDS Game 4 at Detroit
- 4 Milton Bradley, 2006 ALCS Game 2 vs. Detroit
- 4 Jason Giambi, 2001 ALDS Game 5 at New York
- 4 Miguel Tejada, 2001 ALDS Game 4 vs. New York
- 4 Johnny Damon, 2001 ALDS Game 1 at New York
- 4 Jerry Browne, 1992 ALCS Game 5 vs. Toronto
- 4 Dave Henderson, 1988 WS Game 4 vs. Los Angeles
- 4 Tony Armas, 1981 ALDS Game 2 at Kansas City
- 4 Sal Bando, 1975 ALCS Game 2 at Boston
- 4 Reggie Jackson, 1973 WS Game 2 vs. New York
- 4 Danny Murphy, 1911 WS Game 6 vs. New York

### Doubles

- 2 27 times, last: Coco Crisp, 2013 ALDS Game 3 at Det.

### Triples

- 1 26 times, last: Coco Crisp, 2013 ALDS Game 4 at Det.

### Home Runs

- 2 Brandon Moss, 2014 ALWC at Kansas City
- 2 Milton Bradley, 2006 ALCS Game 2 vs. Detroit
- 2 Frank Thomas, 2006 ALDS Game 1 at Minnesota
- 2 Terrence Long, 2001 ALDS Game 1 at New York
- 2 Dave Henderson, 1989 WS Game 3 at San Francisco
- 2 Rickey Henderson, 1989 ALCS Game 4 at Toronto
- 2 Sal Bando, 1973 ALCS Game 2 at Baltimore
- 2 Gene Tenace, 1972 WS Game 1 at Cincinnati
- 2 Reggie Jackson, 1971 ALCS Game 3 vs. Baltimore

## INDIVIDUAL PITCHING

### Innings Pitched

- 11.0 Ken Holtzman, 1973 ALCS Game 3 vs. Baltimore
- 11.0 Joe Bush, 1914 WS Game 3 at Boston
- 11.0 Jack Coombs, 1911 WS Game 3 at New York
- 10.0 Eddie Plank, 1913 WS Game 2 vs. New York
- 9.2 Chief Bender, 1910 WS Game 4 at Chicago

### Hits

- 12 Lefty Grove, 1931 WS Game 1 at St. Louis
- 11 Lefty Grove, 1931 WS Game 3 vs. St. Louis
- 11 Chief Bender, 1913 WS Game 1 at New York
- 10 four times, last: Bartolo Colón, 2013 ALDS Game 1 vs. Detroit

### Runs

- 9 Andy Coakley, 1905 WS Game 3 vs. New York
- 7 Esteban Loaiza, 2006 ALCS Game 2 vs. Detroit
- 7 Tim Hudson, 2002 ALDS Game 4 at Minnesota
- 6 10 times, last: Jon Lester, 2014 ALWC at Kansas City

### Runs Batted In

- 5 Brandon Moss, 2014 ALWC at Kansas City
- 4 Milton Bradley, 2006 ALCS Game 2 vs. Detroit
- 4 Marco Scutaro, 2006 ALDS Game 3 vs. Minnesota
- 4 Dave Henderson, 1989 WS Game 3 at San Francisco
- 4 Rickey Henderson, 1989 ALCS Game 4 at Toronto
- 4 Jose Canseco, 1988 WS Game 1 at Los Angeles
- 4 Al Simmons, 1929 WS Game 2 at Chicago
- 4 Wally Schang, 1913 WS Game 4 vs. New York

### Total Bases

- 10 Milton Bradley, 2006 ALCS Game 2 vs. Detroit
- 10 Dave Henderson, 1989 WS Game 3 at San Francisco
- 9 Frank Thomas, 2006 ALDS Game 1 at Minnesota
- 9 Reggie Jackson, 1971 ALCS Game 3 vs. Baltimore
- 8 six times, last: Brandon Moss, 2014 ALWC at Kansas City

### Extra Base Hits

- 3 Dave Henderson, 1989 WS Game 3 at San Francisco
- 2 46 times, last: Brandon Moss, 2014 ALWC at Kansas City

### Walks

- 3 nine times, last: Coco Crisp, 2013 ALDS Game 1 vs. Detroit

### Strikeouts

- 4 Stephen Drew, 2012 ALDS Game 5 vs. Detroit
- 4 Ben Grieve, 2000 ALDS Game 5 vs. New York
- 3 32 times, last: Khris Davis, 2019 ALWC vs. Tampa Bay

### Stolen Bases

- 4 Rickey Henderson, 1989 ALCS Game 2 vs. Toronto
- 3 Willie Wilson, 1992 ALCS Game 2 at Toronto
- 2 13 times, last: Yoenis Céspedes, 2012 ALDS Game 2 at Detroit

### Walks

- 9 Jack Coombs, 1910 WS Game 2 vs. Chicago
- 6 Matt Keough, 1981 ALCS Game 3 vs. New York
- 6 Diego Segui, 1971 ALCS Game 3 vs. Baltimore
- 5 five times, last: Rich Harden, 2006 ALCS Game 3 at Detroit

### Strikeouts

- 13 Howard Ehmke, 1929 WS Game 1 at Chicago
- 11 John Odum, 1972 WS Game 3 vs. Cincinnati
- 11 Chief Bender, 1911 WS Game 1 at New York
- 10 George Earnshaw, 1929 WS Game 3 vs. Chicago
- 9 five times, last: Sonny Gray, 2013 ALDS Game 2 vs. Detroit



# POSTSEASON SERIES YEAR-BY-YEAR RECAP

## 1905 WORLD SERIES

The A's make their first appearance in the World Series and lose to the New York Giants, four games to one. Three of the losses come against Christy Mathewson who tosses three complete game shutouts. The A's collect just 25 hits in the series for a .161 batting average and score just three runs. Topsy Hartsel paces the A's offense with a .294 batting average and Bris Lord has the only two RBI. The A's use three pitchers in the Series and all toss complete games. Chief Bender makes two starts and has a 1.06 ERA.

The A's lose the first game in Philadelphia, 3-0, as Mathewson tosses a four-hit shutout. Chief Bender returns the favor in the second game of the series as he tosses a four-hit shutout and strikes out nine in a 3-0 A's win at New York. Lord has RBI singles in the third and eighth innings. Mathewson tosses a four-hit shutout in the Giants 9-0 win in Game 3 and Joe McGinnity blanks the A's on five hits in a 1-0 win in Game 4. Eddie Plank allows just four hits in Game 4 and the only run of the game is unearned after a Monte Cross error. Mathewson tossed a six-hit shutout in Game 5 as the Giants clinch the series with a 2-0 win.

### FINAL STATISTICS

| PLAYER        | AVG         | G        | AB         | R        | H         | TB        | 2B       | 3B       | HR       | RBI      | SH       | SF       | HP       | BB       | IBB      | SO        | SB       | CS       | DP       | E        | SLG         | OBP         |
|---------------|-------------|----------|------------|----------|-----------|-----------|----------|----------|----------|----------|----------|----------|----------|----------|----------|-----------|----------|----------|----------|----------|-------------|-------------|
| Bender        | .000        | 2        | 5          | 0        | 0         | 0         | 0        | 0        | 0        | 0        | 1        | 0        | 0        | 0        | -        | 1         | 0        | 0        | 0        | 0        | .000        | .000        |
| Coakley       | .000        | 1        | 2          | 0        | 0         | 0         | 0        | 0        | 0        | 0        | 0        | 0        | 1        | 0        | -        | 1         | 0        | 0        | 0        | 0        | .000        | .333        |
| Cross, L.     | .105        | 5        | 19         | 0        | 2         | 2         | 0        | 0        | 0        | 0        | 0        | 0        | 0        | 1        | -        | 1         | 0        | 0        | 0        | 1        | .105        | .150        |
| Cross, M.     | .176        | 5        | 17         | 0        | 3         | 3         | 0        | 0        | 0        | 0        | 0        | 0        | 0        | 0        | -        | 7         | 0        | 1        | 0        | 2        | .176        | .176        |
| Davis         | .200        | 5        | 20         | 0        | 4         | 5         | 1        | 0        | 0        | 0        | 0        | 0        | 0        | 0        | -        | 1         | 0        | 0        | 0        | 0        | .250        | .200        |
| Hartsel       | .294        | 5        | 17         | 1        | 5         | 6         | 1        | 0        | 0        | 0        | 1        | 0        | 0        | 2        | -        | 1         | 2        | 0        | 0        | 1        | .353        | .368        |
| Hoffman       | .000        | 1        | 1          | 0        | 0         | 0         | 0        | 0        | 0        | 0        | 0        | 0        | 0        | 0        | -        | 1         | 0        | 0        | 0        | 0        | .000        | .000        |
| Lord          | .100        | 5        | 20         | 0        | 2         | 2         | 0        | 0        | 0        | 2        | 0        | 0        | 0        | 0        | -        | 5         | 0        | 0        | 0        | 0        | .100        | .100        |
| Murphy        | .188        | 5        | 16         | 0        | 3         | 4         | 1        | 0        | 0        | 0        | 1        | 0        | 0        | 0        | -        | 2         | 0        | 1        | 1        | 4        | .250        | .188        |
| Plank         | .167        | 2        | 6          | 0        | 1         | 1         | 0        | 0        | 0        | 0        | 0        | 0        | 0        | 0        | -        | 2         | 0        | 0        | 1        | 0        | .167        | .167        |
| Powers        | .143        | 3        | 7          | 0        | 1         | 2         | 1        | 0        | 0        | 0        | 0        | 0        | 0        | 0        | -        | 0         | 0        | 0        | 0        | 0        | .286        | .143        |
| Schreckengost | .222        | 3        | 9          | 2        | 2         | 3         | 1        | 0        | 0        | 0        | 0        | 0        | 0        | 0        | -        | 0         | 0        | 0        | 0        | 0        | .333        | .222        |
| Seybold       | .125        | 5        | 16         | 0        | 2         | 2         | 0        | 0        | 0        | 0        | 0        | 0        | 0        | 2        | -        | 3         | 0        | 0        | 0        | 0        | .125        | .222        |
| <b>TOTALS</b> | <b>.161</b> | <b>5</b> | <b>155</b> | <b>3</b> | <b>25</b> | <b>30</b> | <b>5</b> | <b>0</b> | <b>0</b> | <b>2</b> | <b>3</b> | <b>0</b> | <b>1</b> | <b>5</b> | <b>-</b> | <b>25</b> | <b>2</b> | <b>2</b> | <b>2</b> | <b>8</b> | <b>.194</b> | <b>.193</b> |

| PITCHER       | W        | L        | ERA         | G        | GS       | CG       | GF       | SHO      | SV       | IP          | H         | R         | ER       | HR       | HB       | BB        | IBB      | SO        | WP       | BK       | AVG         |
|---------------|----------|----------|-------------|----------|----------|----------|----------|----------|----------|-------------|-----------|-----------|----------|----------|----------|-----------|----------|-----------|----------|----------|-------------|
| Bender        | 1        | 1        | 1.06        | 2        | 2        | 2        | 0        | 1        | -        | 17.0        | 9         | 2         | 2        | 0        | 0        | 6         | -        | 13        | 0        | 0        | .161        |
| Coakley       | 0        | 1        | 2.00        | 1        | 1        | 1        | 0        | 0        | -        | 9.0         | 8         | 9         | 2        | 0        | 1        | 5         | -        | 2         | 0        | 0        | .235        |
| Plank         | 0        | 2        | 1.59        | 2        | 2        | 2        | 0        | 0        | -        | 17.0        | 14        | 4         | 3        | 0        | 1        | 4         | -        | 11        | 1        | 0        | .222        |
| <b>TOTALS</b> | <b>1</b> | <b>4</b> | <b>1.47</b> | <b>5</b> | <b>5</b> | <b>5</b> | <b>0</b> | <b>1</b> | <b>-</b> | <b>43.0</b> | <b>31</b> | <b>15</b> | <b>7</b> | <b>0</b> | <b>2</b> | <b>15</b> | <b>-</b> | <b>26</b> | <b>1</b> | <b>0</b> | <b>.203</b> |

**Game 1 — October 9**  
New York 3, Philadelphia 0

**Game 2 — October 10**  
Philadelphia 3, New York 0

**Game 3 — October 12**  
New York 9, Philadelphia 0

| New York      | ab        | r        | h         | bi       | Philadelphia    | ab        | r        | h        | bi       | New York      | ab        | r        | h        | bi       |
|---------------|-----------|----------|-----------|----------|-----------------|-----------|----------|----------|----------|---------------|-----------|----------|----------|----------|
| Bresnahan c   | 3         | 1        | 1         | 1        | Hartsel lf      | 4         | 1        | 2        | 0        | Bresnahan c   | 3         | 2        | 0        | 0        |
| Browne rf     | 5         | 0        | 0         | 0        | Lord cf         | 4         | 0        | 2        | 2        | Browne rf     | 5         | 2        | 1        | 0        |
| Donlin cf     | 5         | 1        | 2         | 1        | Davis 1b        | 4         | 0        | 0        | 0        | Donlin cf     | 3         | 3        | 1        | 0        |
| McGann 1b     | 3         | 0        | 1         | 0        | LCross 3b       | 3         | 0        | 0        | 0        | McGann 1b     | 5         | 1        | 3        | 4        |
| Mertes lf     | 4         | 0        | 1         | 1        | Seybold rf      | 4         | 0        | 0        | 0        | Mertes lf     | 3         | 0        | 1        | 1        |
| Dahlen ss     | 4         | 0        | 0         | 0        | Murphy 2b       | 4         | 0        | 1        | 0        | Dahlen ss     | 3         | 1        | 0        | 1        |
| Devlin 3b     | 4         | 0        | 1         | 0        | MCross ss       | 4         | 0        | 0        | 0        | Devlin 3b     | 4         | 0        | 1        | 1        |
| Gilbert 2b    | 4         | 1        | 3         | 0        | Schreckengost c | 4         | 2        | 1        | 0        | Gilbert 2b    | 4         | 0        | 0        | 0        |
| Mathewson p   | 3         | 0        | 1         | 0        | Bender p        | 2         | 0        | 0        | 0        | Mathewson p   | 4         | 0        | 1        | 0        |
| <b>Totals</b> | <b>35</b> | <b>3</b> | <b>10</b> | <b>3</b> | <b>Totals</b>   | <b>33</b> | <b>3</b> | <b>6</b> | <b>2</b> | <b>Totals</b> | <b>34</b> | <b>9</b> | <b>8</b> | <b>7</b> |

| Philadelphia    | ab        | r        | h        | bi       | New York    | ab | r | h | bi | Philadelphia    | ab        | r        | h        | bi       |
|-----------------|-----------|----------|----------|----------|-------------|----|---|---|----|-----------------|-----------|----------|----------|----------|
| Hartsel lf      | 4         | 0        | 1        | 0        | Bresnahan c | 4  | 0 | 1 | 0  | Hartsel lf      | 4         | 0        | 0        | 0        |
| Lord cf         | 4         | 0        | 0        | 0        | Browne rf   | 4  | 0 | 0 | 0  | Lord cf         | 4         | 0        | 0        | 0        |
| Davis 1b        | 4         | 0        | 1        | 0        | Donlin cf   | 4  | 0 | 2 | 0  | Davis 1b        | 4         | 0        | 1        | 0        |
| LCross 3b       | 4         | 0        | 0        | 0        | McGann 1b   | 3  | 0 | 0 | 0  | LCross 3b       | 4         | 0        | 1        | 0        |
| Seybold rf      | 3         | 0        | 0        | 0        | Mertes lf   | 4  | 0 | 0 | 0  | Seybold rf      | 3         | 0        | 1        | 0        |
| Murphy 2b       | 3         | 0        | 1        | 0        | Dahlen ss   | 3  | 0 | 0 | 0  | Murphy 2b       | 3         | 0        | 0        | 0        |
| MCross ss       | 3         | 0        | 0        | 0        | Devlin 3b   | 3  | 0 | 1 | 0  | MCross ss       | 3         | 0        | 1        | 0        |
| Schreckengost c | 3         | 0        | 1        | 0        | Gilbert 2b  | 3  | 0 | 0 | 0  | Schreckengost c | 2         | 0        | 0        | 0        |
| Plank p         | 3         | 0        | 0        | 0        | McGinnity p | 2  | 0 | 0 | 0  | Powers c        | 1         | 0        | 0        | 0        |
| <b>Totals</b>   | <b>31</b> | <b>0</b> | <b>4</b> | <b>0</b> | Strang ph   | 1  | 0 | 0 | 0  | Coakley p       | 2         | 0        | 0        | 0        |
|                 |           |          |          |          | Ames p      | 0  | 0 | 0 | 0  | <b>Totals</b>   | <b>30</b> | <b>0</b> | <b>4</b> | <b>0</b> |

|              |     |     |     |   |    |   |
|--------------|-----|-----|-----|---|----|---|
| New York     | 000 | 020 | 001 | 3 | 10 | 1 |
| Philadelphia | 000 | 000 | 000 | 0 | 4  | 0 |

|              |     |     |     |   |   |   |
|--------------|-----|-----|-----|---|---|---|
| Philadelphia | 001 | 000 | 020 | 3 | 6 | 2 |
| New York     | 000 | 000 | 000 | 0 | 4 | 2 |

|              |     |     |     |   |   |   |
|--------------|-----|-----|-----|---|---|---|
| New York     | 200 | 050 | 002 | 9 | 8 | 1 |
| Philadelphia | 000 | 000 | 000 | 0 | 4 | 4 |

**E** – Donlin. **DP** – New York 1. **LOB** – New York 9, Philadelphia 4. **2B** – McGann, Mertes, Davis, Murphy, Schreckengost. **S** – Mathewson. **SB** – Bresnahan (1), Donlin (1), Devlin (1), Gilbert (1). **CS** – Gilbert.

**E** – Murphy, Bresnahan, McGann, MCross. **LOB** – Philadelphia 5, New York 7. **2B** – Hartsel, Bresnahan, Donlin. **S** – Bender. **SB** – Dahlen (1), Devlin (2). **CS** – Donlin, Dahlen.

**E** – Devlin, Murphy 3, Hartsel. **DP** – New York 1, Philadelphia 2. **LOB** – New York 4, Philadelphia 5. **2B** – McGann. **SB** – Browne (2), Donlin (2), Dahlen (2), Devlin (3), Hartsel (1). **CS** – McGann, Mertes, Murphy.

| New York      | ip  | h  | r | er | bb | so |
|---------------|-----|----|---|----|----|----|
| Mathewson (W) | 9.0 | 4  | 0 | 0  | 0  | 6  |
| Philadelphia  | ip  | h  | r | er | bb | so |
| Plank (L)     | 9.0 | 10 | 3 | 3  | 2  | 5  |

| Philadelphia  | ip  | h | r | er | bb | so |
|---------------|-----|---|---|----|----|----|
| Bender (W)    | 9.0 | 4 | 0 | 0  | 3  | 9  |
| New York      | ip  | h | r | er | bb | so |
| McGinnity (L) | 8.0 | 5 | 3 | 0  | 0  | 2  |
| Ames          | 1.0 | 1 | 0 | 0  | 1  | 1  |

| New York      | ip  | h | r | er | bb | so |
|---------------|-----|---|---|----|----|----|
| Mathewson (W) | 9.0 | 4 | 0 | 0  | 1  | 8  |
| Philadelphia  | ip  | h | r | er | bb | so |
| Coakley (L)   | 9.0 | 8 | 9 | 2  | 5  | 2  |

**WP** – Mathewson. **HBP** – by Plank (Bresnahan).  
**T** – 1:46. **A** – 17,955  
**Umpires** – Sheridan, O'Day.

**T** – 1:55. **A** – 24,992  
**Umpires** – O'Day, Sheridan.

**HBP** – by Coakley (Bresnahan), by Mathewson (Coakley).  
**T** – 1:55. **A** – 10,991  
**Umpires** – Sheridan, O'Day.

**Game 4 — October 13**  
**New York 1, Philadelphia 0**

| Philadelphia  | ab        | r        | h        | bi       |
|---------------|-----------|----------|----------|----------|
| Hartsel lf    | 1         | 0        | 0        | 0        |
| Lord cf       | 4         | 0        | 0        | 0        |
| Davis 1b      | 4         | 0        | 1        | 0        |
| LCross 3b     | 4         | 0        | 1        | 0        |
| Seybold rf    | 3         | 0        | 0        | 0        |
| Murphy 2b     | 3         | 0        | 1        | 0        |
| MCross ss     | 4         | 0        | 1        | 0        |
| Powers c      | 3         | 0        | 0        | 0        |
| Hoffman ph    | 1         | 0        | 0        | 0        |
| Plank p       | 3         | 0        | 1        | 0        |
| <b>Totals</b> | <b>30</b> | <b>0</b> | <b>5</b> | <b>0</b> |

| New York      | ab        | r        | h        | bi       |
|---------------|-----------|----------|----------|----------|
| Bresnahan c   | 2         | 0        | 1        | 0        |
| Browne rf     | 4         | 0        | 2        | 0        |
| Donlin cf     | 3         | 0        | 0        | 0        |
| McGann 1b     | 3         | 0        | 0        | 0        |
| Mertes lf     | 4         | 1        | 0        | 0        |
| Dahlen ss     | 3         | 0        | 0        | 0        |
| Devlin 3b     | 3         | 0        | 1        | 0        |
| Gilbert 2b    | 3         | 0        | 0        | 1        |
| McGinnity p   | 3         | 0        | 0        | 0        |
| <b>Totals</b> | <b>28</b> | <b>1</b> | <b>4</b> | <b>1</b> |

|              |     |     |     |   |   |   |
|--------------|-----|-----|-----|---|---|---|
| Philadelphia | 000 | 000 | 000 | 0 | 5 | 2 |
| New York     | 000 | 100 | 00x | 1 | 4 | 0 |

E — MCross, LCross. **LOB** — Philadelphia 8, New York 7. **2B** — Devlin. **S** — Hartsel, Murphy, Donlin, McGann. **SB** — Hartsel (2).

| Philadelphia  | ip  | h | r | er | bb | so |
|---------------|-----|---|---|----|----|----|
| Plank (L)     | 8.0 | 4 | 1 | 0  | 2  | 6  |
| New York      | ip  | h | r | er | bb | so |
| McGinnity (W) | 9.0 | 5 | 0 | 0  | 3  | 4  |

**WP** — Plank.  
**T** — 1:55. **A** — 13,598  
**Umpires** — O'Day, Sheridan.

**Game 5 — October 14**  
**New York 2, Philadelphia 0**

| Philadelphia  | ab        | r        | h        | bi       |
|---------------|-----------|----------|----------|----------|
| Hartsel lf    | 4         | 0        | 2        | 0        |
| Lord cf       | 4         | 0        | 0        | 0        |
| Davis 1b      | 4         | 0        | 1        | 0        |
| LCross 3b     | 4         | 0        | 0        | 0        |
| Seybold rf    | 3         | 0        | 1        | 0        |
| Murphy 2b     | 3         | 0        | 0        | 0        |
| MCross ss     | 3         | 0        | 1        | 0        |
| Powers c      | 3         | 0        | 1        | 0        |
| Bender p      | 3         | 0        | 0        | 0        |
| <b>Totals</b> | <b>31</b> | <b>0</b> | <b>6</b> | <b>0</b> |

| New York      | ab        | r        | h        | bi       |
|---------------|-----------|----------|----------|----------|
| Bresnahan c   | 4         | 0        | 2        | 0        |
| Browne rf     | 4         | 0        | 1        | 1        |
| Donlin cf     | 4         | 0        | 0        | 0        |
| McGann 1b     | 3         | 0        | 0        | 0        |
| Mertes lf     | 2         | 1        | 1        | 0        |
| Dahlen ss     | 2         | 0        | 0        | 0        |
| Devlin 3b     | 2         | 0        | 0        | 0        |
| Gilbert 2b    | 3         | 0        | 1        | 1        |
| Mathewson p   | 1         | 1        | 0        | 0        |
| <b>Totals</b> | <b>25</b> | <b>2</b> | <b>5</b> | <b>2</b> |

|              |     |     |     |   |   |   |
|--------------|-----|-----|-----|---|---|---|
| Philadelphia | 000 | 000 | 000 | 0 | 6 | 0 |
| New York     | 000 | 010 | 01x | 2 | 5 | 1 |

E — Mathewson. **DP** — New York 1. **LOB** — Philadelphia 4, New York 4. **2B** — Powers, Bresnahan. **S** — Devlin, Mathewson. **CS** — MCross, Mertes.

| Philadelphia  | ip  | h | r | er | bb | so |
|---------------|-----|---|---|----|----|----|
| Bender (L)    | 8.0 | 5 | 2 | 2  | 3  | 4  |
| New York      | ip  | h | r | er | bb | so |
| Mathewson (W) | 9.0 | 6 | 0 | 0  | 0  | 4  |

**T** — 1:35. **A** — 24,187  
**Umpires** — Sheridan, O'Day.

# 1910 WORLD SERIES

The A's win their first World Series and use just two pitchers to defeat the Chicago Cubs, four games to one. Jack Coombs wins three of the games and posts a 3.33 ERA while Chief Bender is 1-1 with a 1.93 ERA. Eddie Collins paces the A's offense with a .429 batting average and four doubles and Frank Baker hits .409. Danny Murphy connects for the only home run of the series and leads the A's with nine RBI. The A's hit .316 and score 35 runs in the five games while the two pitchers combine for a 2.76 ERA and allow 15 runs.

The A's win the first two games in Philadelphia as Bender tosses a three-hitter in Game 1 and strikes out eight in a 4-1 win while Baker has three hits and two RBI. Coombs allows eight hits and nine walks in Game 2 but the Cubs strand 14 in a 9-3 A's win. Eddie Collins has three of the A's 14 hits and all nine Athletics collect at least one hit. The series moves to Chicago for Game 3 and Coombs comes back on one day of rest and defeats the Cubs, 12-5, collecting three hits and three RBI. Harry Davis and Jack Berry add three hits each and Barry and Murphy have three RBI. Bender suffers the A's only loss in Game 4 when the Cubs win 4-3 in 10 innings. The A's have a 3-2 lead entering the ninth but the Cubs score once in the ninth and once in the 10th for the win. The A's wrap up the series with a 7-2 win in Game 5 as Coombs picks up his third win of the series. Collins has three hits and the A's score five times in the eighth to break open a 2-1 game.

## FINAL STATISTICS

| PLAYER        | AVG         | G        | AB          | R         | H         | TB        | 2B        | 3B       | HR       | RBI         | SH        | SF        | HP        | BB        | IBB      | SO        | SB       | CS        | DP       | E         | SLG         | OBP         |
|---------------|-------------|----------|-------------|-----------|-----------|-----------|-----------|----------|----------|-------------|-----------|-----------|-----------|-----------|----------|-----------|----------|-----------|----------|-----------|-------------|-------------|
| Baker         | .409        | 5        | 22          | 6         | 9         | 12        | 3         | 0        | 0        | 4           | 0         | 0         | 0         | 2         | -        | 1         | 0        | 3         | 0        | 3         | .545        | .458        |
| Barry         | .235        | 5        | 17          | 3         | 4         | 6         | 2         | 0        | 0        | 3           | 2         | 0         | 1         | 1         | -        | 3         | 0        | 0         | 1        | 0         | .353        | .316        |
| Bender        | .333        | 2        | 6           | 1         | 2         | 2         | 0         | 0        | 0        | 1           | 0         | 0         | 0         | 1         | -        | 1         | 0        | 0         | 0        | 0         | .333        | .429        |
| Collins       | .429        | 5        | 21          | 5         | 9         | 13        | 4         | 0        | 0        | 3           | 1         | 0         | 0         | 2         | -        | 0         | 4        | 2         | 0        | 1         | .619        | .478        |
| Coombs        | .385        | 3        | 13          | 0         | 5         | 6         | 1         | 0        | 0        | 3           | 0         | 0         | 0         | 0         | -        | 3         | 0        | 0         | 1        | 2         | .462        | .385        |
| Davis         | .353        | 5        | 17          | 5         | 6         | 9         | 3         | 0        | 0        | 2           | 2         | 0         | 1         | 3         | -        | 4         | 0        | 0         | 0        | 3         | .529        | .476        |
| Hartsel       | .200        | 1        | 5           | 2         | 1         | 1         | 0         | 0        | 0        | 0           | 0         | 0         | 0         | 0         | -        | 1         | 2        | 0         | 0        | 0         | .200        | .200        |
| Lapp          | .250        | 1        | 4           | 0         | 1         | 1         | 0         | 0        | 0        | 1           | 0         | 0         | 0         | 0         | -        | 2         | 0        | 0         | 0        | 0         | .250        | .250        |
| Lord          | .182        | 5        | 22          | 3         | 4         | 6         | 2         | 0        | 0        | 1           | 1         | 0         | 0         | 1         | -        | 3         | 0        | 1         | 0        | 0         | .273        | .217        |
| Murphy        | .350        | 5        | 20          | 6         | 7         | 13        | 3         | 0        | 1        | 9           | 1         | 0         | 0         | 1         | -        | 0         | 1        | 0         | 0        | 0         | .650        | .381        |
| Strunk        | .278        | 4        | 18          | 2         | 5         | 8         | 1         | 1        | 0        | 2           | 0         | 0         | 0         | 2         | -        | 5         | 0        | 1         | 0        | 1         | .444        | .350        |
| Thomas        | .250        | 4        | 12          | 2         | 3         | 3         | 0         | 0        | 0        | 1           | 0         | 0         | 0         | 4         | -        | 1         | 0        | 0         | 1        | 1         | .250        | .438        |
| <b>Totals</b> | <b>.316</b> | <b>5</b> | <b>177</b>  | <b>35</b> | <b>56</b> | <b>80</b> | <b>19</b> | <b>1</b> | <b>1</b> | <b>30</b>   | <b>7</b>  | <b>0</b>  | <b>2</b>  | <b>17</b> | <b>-</b> | <b>24</b> | <b>7</b> | <b>7</b>  | <b>3</b> | <b>11</b> | <b>.452</b> | <b>.383</b> |
| PITCHER       | W           | L        | ERA         | G         | GS        | CG        | GF        | SHO      | SV       | IP          | H         | R         | ER        | HR        | HB       | BB        | IBB      | SO        | WP       | BK        | AVG         |             |
| Bender        | 1           | 1        | 1.93        | 2         | 2         | 2         | 0         | 0        | -        | 18.2        | 12        | 5         | 4         | 0         | 0        | 4         | -        | 14        | 0        | 0         | .194        |             |
| Coombs        | 3           | 0        | 3.33        | 3         | 3         | 3         | 0         | 0        | -        | 27.0        | 23        | 10        | 10        | 0         | 0        | 18        | -        | 31        | 1        | 0         | .240        |             |
| <b>Totals</b> | <b>4</b>    | <b>1</b> | <b>2.76</b> | <b>5</b>  | <b>5</b>  | <b>5</b>  | <b>0</b>  | <b>0</b> | <b>-</b> | <b>45.2</b> | <b>35</b> | <b>15</b> | <b>14</b> | <b>0</b>  | <b>0</b> | <b>18</b> | <b>-</b> | <b>31</b> | <b>1</b> | <b>0</b>  | <b>.222</b> |             |

**Game 1 — October 17**  
**Philadelphia 4, Chicago 1**

| Chicago       | ab        | r        | h        | bi       |
|---------------|-----------|----------|----------|----------|
| Sheckard lf   | 4         | 0        | 0        | 0        |
| Schulte rf    | 2         | 0        | 1        | 0        |
| Hofman cf     | 4         | 0        | 0        | 0        |
| Chance 1b     | 3         | 0        | 0        | 0        |
| Zimmerman 2b  | 3         | 0        | 0        | 0        |
| Steinfeldt 3b | 3         | 0        | 0        | 0        |
| Tinker ss     | 3         | 1        | 1        | 0        |
| Kling c       | 3         | 0        | 1        | 1        |
| Kane pr       | 0         | 0        | 0        | 0        |
| Overall p     | 1         | 0        | 0        | 0        |
| McIntire p    | 1         | 0        | 0        | 0        |
| Beaumont ph   | 1         | 0        | 0        | 0        |
| <b>Totals</b> | <b>28</b> | <b>1</b> | <b>3</b> | <b>1</b> |

| Philadelphia  | ab        | r        | h        | bi       |
|---------------|-----------|----------|----------|----------|
| Strunk cf     | 3         | 0        | 0        | 0        |
| Lord lf       | 4         | 1        | 1        | 0        |
| Collins 2b    | 2         | 1        | 1        | 0        |
| Baker 3b      | 4         | 1        | 3        | 2        |
| Davis 1b      | 3         | 0        | 0        | 0        |
| Murphy rf     | 3         | 1        | 1        | 1        |
| Barry ss      | 3         | 0        | 0        | 0        |
| Thomas c      | 1         | 0        | 0        | 0        |
| Bender p      | 3         | 0        | 1        | 1        |
| <b>Totals</b> | <b>26</b> | <b>4</b> | <b>7</b> | <b>4</b> |

|              |     |     |     |   |   |   |
|--------------|-----|-----|-----|---|---|---|
| Chicago      | 000 | 000 | 001 | 1 | 3 | 1 |
| Philadelphia | 021 | 000 | 01x | 4 | 7 | 2 |

E — Strunk, Thomas, McIntire. **LOB** — Chicago 2, Philadelphia 4. **2B** — Lord, Baker 2. **S** — Collins, Davis. **SB** — Murphy (1). **CS** — Schulte 2, Strunk, Collins, Baker.

| Chicago      | ip  | h | r | er | bb | so |
|--------------|-----|---|---|----|----|----|
| Overall (L)  | 3.0 | 6 | 3 | 3  | 1  | 1  |
| McIntire     | 5.0 | 1 | 1 | 0  | 3  | 3  |
| Philadelphia | ip  | h | r | er | bb | so |
| Bender (W)   | 9.0 | 3 | 1 | 0  | 2  | 8  |

T — 1:54. A — 26,891

**Umpires** — Connolly, O'Day, Rigler, Sheridan.

**Game 2 — October 18**  
**Philadelphia 9, Chicago 3**

| Chicago       | ab        | r        | h        | bi       |
|---------------|-----------|----------|----------|----------|
| Sheckard lf   | 1         | 1        | 1        | 0        |
| Schulte rf    | 3         | 1        | 0        | 0        |
| Hofman cf     | 2         | 1        | 1        | 0        |
| Chance 1b     | 5         | 0        | 2        | 1        |
| Zimmerman 2b  | 3         | 0        | 1        | 2        |
| Steinfeldt 3b | 5         | 0        | 1        | 0        |
| Tinker ss     | 4         | 0        | 2        | 0        |
| Kling c       | 4         | 0        | 0        | 0        |
| Brown p       | 3         | 0        | 0        | 0        |
| Beaumont ph   | 1         | 0        | 0        | 0        |
| Richie p      | 0         | 0        | 0        | 0        |
| <b>Totals</b> | <b>31</b> | <b>3</b> | <b>8</b> | <b>3</b> |

| Philadelphia  | ab        | r        | h         | bi       |
|---------------|-----------|----------|-----------|----------|
| Strunk cf     | 5         | 1        | 2         | 1        |
| Lord lf       | 5         | 1        | 1         | 0        |
| Collins 2b    | 4         | 2        | 3         | 1        |
| Baker 3b      | 4         | 1        | 1         | 0        |
| Davis 1b      | 5         | 1        | 2         | 2        |
| Murphy rf     | 4         | 1        | 1         | 2        |
| Barry ss      | 3         | 0        | 1         | 0        |
| Thomas c      | 3         | 2        | 2         | 1        |
| Coombs p      | 4         | 0        | 1         | 0        |
| <b>Totals</b> | <b>37</b> | <b>9</b> | <b>14</b> | <b>7</b> |

|              |     |     |     |   |    |   |
|--------------|-----|-----|-----|---|----|---|
| Chicago      | 100 | 000 | 101 | 3 | 8  | 3 |
| Philadelphia | 002 | 010 | 60x | 9 | 14 | 4 |

E — Coombs 2, Steinfeldt 2, Sheckard, Davis 2. **DP** — Chicago 1, Philadelphia 3. **LOB** — Chicago 14, Philadelphia 9. **2B** — Sheckard, Zimmerman, Steinfeldt, Tinker, Strunk, Collins 2, Davis, Murphy. **S** — Sheckard, Schulte 2, Barry. **SF** — Zimmerman. **SB** — Collins 2 (2). **CS** — Tinker, Lord.

| Chicago      | ip  | h  | r | er | bb | so |
|--------------|-----|----|---|----|----|----|
| Brown (L)    | 7.0 | 13 | 9 | 6  | 4  | 6  |
| Richie       | 1.0 | 1  | 0 | 0  | 0  | 0  |
| Philadelphia | ip  | h  | r | er | bb | so |
| Coombs (W)   | 9.0 | 8  | 3 | 3  | 9  | 5  |

T — 2:25. A — 24,597

**Umpires** — Rigler, Sheridan, O'Day, Connolly.

**Game 3 — October 20**  
**Philadelphia 12, Chicago 5**

| Philadelphia  | ab        | r         | h         | bi        |
|---------------|-----------|-----------|-----------|-----------|
| Strunk cf     | 5         | 1         | 1         | 0         |
| Lord lf       | 4         | 0         | 1         | 0         |
| Collins 2b    | 5         | 1         | 1         | 0         |
| Baker 3b      | 5         | 2         | 2         | 2         |
| Davis 1b      | 3         | 3         | 3         | 0         |
| Murphy rf     | 5         | 2         | 1         | 3         |
| Barry ss      | 5         | 3         | 3         | 3         |
| Thomas c      | 4         | 0         | 0         | 0         |
| Coombs p      | 5         | 0         | 3         | 3         |
| <b>Totals</b> | <b>41</b> | <b>12</b> | <b>15</b> | <b>11</b> |

| Chicago       | ab        | r        | h        | bi       |
|---------------|-----------|----------|----------|----------|
| Sheckard lf   | 1         | 2        | 0        | 0        |
| Schulte rf    | 4         | 0        | 2        | 2        |
| Hofman cf     | 3         | 1        | 1        | 1        |
| Chance 1b     | 1         | 0        | 0        | 0        |
| Archer 1b     | 3         | 0        | 0        | 0        |
| Zimmerman 2b  | 4         | 0        | 0        | 0        |
| Steinfeldt 3b | 4         | 0        | 0        | 0        |
| Tinker ss     | 4         | 1        | 3        | 0        |
| Kling c       | 4         | 0        | 0        | 0        |
| Reulbach p    | 0         | 0        | 0        | 0        |
| Beaumont ph   | 0         | 1        | 0        | 0        |
| McIntire p    | 0         | 0        | 0        | 0        |
| Pfister p     | 2         | 0        | 0        | 0        |
| Needham ph    | 1         | 0        | 0        | 0        |
| <b>Totals</b> | <b>31</b> | <b>5</b> | <b>6</b> | <b>3</b> |

|              |     |     |     |    |    |   |
|--------------|-----|-----|-----|----|----|---|
| Philadelphia | 125 | 000 | 400 | 12 | 15 | 1 |
| Chicago      | 120 | 000 | 020 | 5  | 6  | 5 |

E — Baker, Schulte, Hofman, Tinker 2, Steinfeldt. **DP** — Philadelphia 2, Chicago 1. **LOB** — Philadelphia 7, Chicago 4. **2B** — Davis, Barry 2, Coombs, Schulte 2, Tinker. **HR** — Murphy (1). **S** — Lord. **SF** — Hofman. **SB** — Tinker (1). **CS** — Collins, Baker.

| Philadelphia | ip  | h | r | er | bb | so |
|--------------|-----|---|---|----|----|----|
| Coombs (W)   | 9.0 | 6 | 5 | 5  | 4  | 8  |
| Chicago      | ip  | h | r | er | bb | so |
| Reulbach     | 2.0 | 3 | 3 | 3  | 2  | 0  |
| McIntire (L) | 0.1 | 3 | 4 | 4  | 0  | 0  |
| Pfister      | 6.2 | 9 | 5 | 0  | 1  | 1  |

**WP** — Coombs. **HBP** — by McIntire (Davis).

T — 2:07. A — 26,210

**Umpires** — O'Day, Sheridan, Rigler, Connolly.

Game 4— October 22  
Chicago 4, Philadelphia 3 (10)

Game 5 — October 23  
Philadelphia 7, Chicago 2

| Philadelphia  | ab        | r        | h         | bi       | Philadelphia  | ab        | r        | h        | bi       |
|---------------|-----------|----------|-----------|----------|---------------|-----------|----------|----------|----------|
| Strunk cf     | 5         | 0        | 2         | 1        | Hartsel lf    | 5         | 2        | 1        | 0        |
| Lord lf       | 5         | 0        | 0         | 0        | Lord cf       | 4         | 1        | 1        | 1        |
| Collins 2b    | 5         | 1        | 1         | 0        | Collins 2b    | 5         | 0        | 3        | 2        |
| Baker 3b      | 4         | 1        | 3         | 0        | Baker 3b      | 5         | 1        | 0        | 0        |
| Davis 1b      | 3         | 0        | 1         | 0        | Davis 1b      | 3         | 1        | 0        | 0        |
| Murphy rf     | 4         | 0        | 2         | 2        | Murphy rf     | 4         | 2        | 2        | 1        |
| Barry ss      | 4         | 0        | 0         | 0        | Barry ss      | 2         | 0        | 0        | 0        |
| Thomas c      | 4         | 0        | 1         | 0        | Lapp c        | 4         | 0        | 1        | 1        |
| Bender p      | 3         | 1        | 1         | 0        | Coombs p      | 4         | 0        | 1        | 0        |
| <b>Totals</b> | <b>37</b> | <b>3</b> | <b>11</b> | <b>3</b> | <b>Totals</b> | <b>36</b> | <b>7</b> | <b>9</b> | <b>5</b> |

| Chicago       | ab        | r        | h        | bi       | Chicago       | ab        | r        | h        | bi       |
|---------------|-----------|----------|----------|----------|---------------|-----------|----------|----------|----------|
| Sheckard lf   | 4         | 1        | 1        | 1        | Sheckard lf   | 4         | 1        | 2        | 0        |
| Schulte rf    | 4         | 2        | 2        | 0        | Schulte rf    | 4         | 0        | 1        | 0        |
| Hofman cf     | 3         | 0        | 2        | 1        | Hofman cf     | 3         | 0        | 0        | 0        |
| Chance 1b     | 4         | 0        | 2        | 2        | Chance 1b     | 4         | 1        | 2        | 1        |
| Zimmerman 2b  | 4         | 0        | 1        | 0        | Zimmerman 2b  | 3         | 0        | 2        | 0        |
| Steinfeldt 3b | 4         | 0        | 0        | 0        | Steinfeldt 3b | 4         | 0        | 1        | 1        |
| Tinker ss     | 3         | 0        | 0        | 0        | Tinker ss     | 4         | 0        | 0        | 0        |
| Archer c      | 4         | 1        | 1        | 0        | Archer c      | 4         | 0        | 1        | 0        |
| Cole p        | 2         | 0        | 0        | 0        | Brown p       | 3         | 0        | 0        | 0        |
| Kling ph      | 1         | 0        | 0        | 0        | Kling ph      | 1         | 0        | 0        | 0        |
| Kane pr       | 0         | 0        | 0        | 0        | <b>Totals</b> | <b>34</b> | <b>2</b> | <b>9</b> | <b>2</b> |
| Brown p       | 1         | 0        | 0        | 0        | Philadelphia  | 100       | 010      | 050      | 7 9 1    |
| <b>Totals</b> | <b>34</b> | <b>4</b> | <b>9</b> | <b>4</b> | Chicago       | 010       | 000      | 010      | 2 9 2    |

Philadelphia 001 200 000 0 311 3  
Chicago 100 100 001 1 4 9 1

E – Baker, Collins, Brown, Davis. DP – Philadelphia 2, Chicago 1. LOB – Philadelphia 10, Chicago 4. 2B – Baker, Davis, Murphy, Schulte, Archer. 3B – Strunk, Chance. S – Davis, Murphy, Hofman. SB – Sheckard (1). CS – Baker, Schulte, Zimmerman, Tinker.

| Philadelphia | ip  | h  | r | er | bb | so |
|--------------|-----|----|---|----|----|----|
| Bender (L)   | 9.2 | 9  | 4 | 4  | 2  | 6  |
| Chicago      | ip  | h  | r | er | bb | so |
| Cole         | 8.0 | 10 | 3 | 3  | 3  | 5  |
| Brown (W)    | 2.0 | 1  | 0 | 0  | 0  | 1  |

HBP – by Cole (Barry).

T – 2:14. A – 19,150

Umpires – Connolly, Rigler, Sheridan, O'Day.

E – Baker, Zimmerman, Steinfeldt. LOB – Philadelphia 6, Chicago 7. 2B – Lord, Collins 2, Murphy, Sheckard, Chance. S – Barry, Zimmerman. SB – Hartsel 2 (2), Collins 2 (4), Zimmerman (1). CS – Schulte (2).

| Philadelphia | ip  | h | r | er | bb | so |
|--------------|-----|---|---|----|----|----|
| Coombs (W)   | 9.0 | 9 | 2 | 2  | 1  | 4  |
| Chicago      | ip  | h | r | er | bb | so |
| Brown (L)    | 9.0 | 9 | 7 | 4  | 3  | 7  |

WP – Brown.

T – 2:06. A – 27,374

Umpires – O'Day, Sheridan, Rigler, Connolly.

# 1911 WORLD SERIES

The A's win their second consecutive World Championship as they defeat the New York Giants, four games to two. The A's pitching staff, which consists of Chief Bender, Jack Coombs and Eddie Plank, allows just 13 runs in the series for a 1.29 ERA. Bender goes 2-1 with a 1.04 ERA, Coombs is 1-0 with a 1.35 ERA and Plank is 1-1 with a 1.86 ERA. Frank "Home Run" Baker earns his nickname as he paces the A's offense with a .375 batting average, two home runs and five RBI. Jack Barry hits .368 and the A's offense hits .244 with 27 runs scored in the six games.

The A's lose Game 1 at New York by a 2-1 score as Bender strikes out 11 in eight innings in a complete game effort but loses to Christy Mathewson who tosses a six-hitter. The A's then win each of the next three games, beginning with a 3-1 win at Philadelphia in Game 2. Plank tosses a five-hitter and Baker breaks a 1-1 tie with a two-run home run in the sixth inning. Game 3 lasts 11 innings at New York and the A's are 3-2 winners. Trailing 1-0 entering the ninth inning, Baker homers to tie the game and the A's score two in the 11th for the win. Coombs goes the distance, allowing just three hits in 11 innings. The series is delayed for seven days because of rain but it resumes with a 4-2 A's win in Philadelphia in Game 4. Bender tosses a seven-hitter, Barry has three hits and Eddie Collins, Danny Murphy and Baker have two hits each. The A's lead 3-0 after six innings in Game 5 but the Giants score once in the bottom of the seventh, twice in the ninth and once in the 10th for the win. The A's then wrap up the series with a 13-2 win at Philadelphia, scoring seven times in the seventh inning. Murphy has four hits, Bris Lord adds three and Bender tosses a four-hitter.

## FINAL STATISTICS

| PLAYER        | AVG         | G        | AB         | R         | H         | TB        | 2B        | 3B       | HR       | RBI       | SH       | SF       | HP       | BB       | IBB      | SO        | SB       | CS       | DP       | E         | SLG         | OBP         |
|---------------|-------------|----------|------------|-----------|-----------|-----------|-----------|----------|----------|-----------|----------|----------|----------|----------|----------|-----------|----------|----------|----------|-----------|-------------|-------------|
| Baker         | .375        | 6        | 24         | 7         | 9         | 17        | 2         | 0        | 2        | 5         | 0        | 0        | 0        | 1        | -        | 5         | 0        | 1        | 0        | 2         | .708        | .400        |
| Barry         | .368        | 6        | 19         | 2         | 7         | 11        | 4         | 0        | 0        | 2         | 2        | 1        | 0        | 0        | -        | 2         | 2        | 1        | 0        | 3         | .579        | .350        |
| Bender        | .091        | 3        | 11         | 0         | 1         | 1         | 0         | 0        | 0        | 0         | 0        | 0        | 0        | 0        | -        | 1         | 0        | 0        | 0        | 0         | .091        | .091        |
| Collins       | .286        | 6        | 21         | 4         | 6         | 7         | 1         | 0        | 0        | 1         | 2        | 0        | 0        | 2        | -        | 3         | 2        | 0        | 0        | 4         | .333        | .348        |
| Coombs        | .250        | 2        | 8          | 1         | 2         | 2         | 0         | 0        | 0        | 0         | 0        | 0        | 0        | 0        | -        | 0         | 0        | 0        | 0        | 0         | .250        | .250        |
| Davis         | .208        | 6        | 24         | 3         | 5         | 6         | 1         | 0        | 0        | 5         | 0        | 0        | 0        | 0        | -        | 3         | 0        | 1        | 0        | 0         | .250        | .208        |
| Lapp          | .250        | 2        | 8          | 1         | 2         | 2         | 0         | 0        | 0        | 0         | 0        | 0        | 0        | 0        | -        | 1         | 0        | 0        | 0        | 0         | .250        | .250        |
| Lord          | .185        | 6        | 27         | 2         | 5         | 7         | 2         | 0        | 0        | 1         | 0        | 0        | 0        | 0        | -        | 5         | 0        | 0        | 0        | 0         | .259        | .185        |
| McInnis       | —           | 1        | 0          | 0         | 0         | 0         | 0         | 0        | 0        | 0         | 0        | 0        | 0        | 0        | -        | 0         | 0        | 0        | 0        | 0         | —           | —           |
| Murphy        | .304        | 6        | 23         | 4         | 7         | 10        | 3         | 0        | 0        | 3         | 1        | 0        | 0        | 0        | -        | 3         | 0        | 2        | 0        | 1         | .435        | .304        |
| Oldring       | .200        | 6        | 25         | 2         | 5         | 10        | 2         | 0        | 1        | 3         | 2        | 0        | 0        | 0        | -        | 4         | 0        | 0        | 0        | 1         | .400        | .200        |
| Plank         | .000        | 2        | 3          | 0         | 0         | 0         | 0         | 0        | 0        | 0         | 0        | 0        | 0        | 0        | -        | 2         | 0        | 0        | 0        | 0         | .000        | .000        |
| Strunk        | —           | 1        | 0          | 0         | 0         | 0         | 0         | 0        | 0        | 0         | 0        | 0        | 0        | 0        | -        | 0         | 0        | 0        | 0        | 0         | —           | —           |
| Thomas        | .083        | 4        | 12         | 1         | 1         | 1         | 0         | 0        | 0        | 1         | 0        | 1        | 0        | 1        | -        | 2         | 0        | 1        | 0        | 0         | .083        | .143        |
| <b>Totals</b> | <b>.244</b> | <b>6</b> | <b>205</b> | <b>27</b> | <b>50</b> | <b>74</b> | <b>15</b> | <b>0</b> | <b>3</b> | <b>21</b> | <b>7</b> | <b>2</b> | <b>0</b> | <b>4</b> | <b>-</b> | <b>31</b> | <b>4</b> | <b>6</b> | <b>0</b> | <b>11</b> | <b>.361</b> | <b>.256</b> |

| PITCHER       | W        | L        | ERA         | G        | GS       | CG       | GF       | SHO      | SV       | IP          | H         | R         | ER       | HR       | HB       | BB        | IBB      | SO        | WP       | BK       | AVG         |
|---------------|----------|----------|-------------|----------|----------|----------|----------|----------|----------|-------------|-----------|-----------|----------|----------|----------|-----------|----------|-----------|----------|----------|-------------|
| Bender        | 2        | 1        | 1.04        | 3        | 3        | 3        | 0        | 0        | -        | 26.0        | 16        | 6         | 3        | 0        | 1        | 8         | -        | 20        | 1        | 0        | .172        |
| Coombs        | 1        | 0        | 1.35        | 2        | 2        | 1        | 0        | 0        | -        | 20.0        | 11        | 5         | 3        | 0        | 1        | 6         | -        | 16        | 0        | 0        | .175        |
| Plank         | 1        | 1        | 1.86        | 2        | 1        | 1        | 1        | 0        | -        | 9.2         | 6         | 2         | 2        | 0        | 1        | 0         | -        | 8         | 0        | 0        | .182        |
| <b>Totals</b> | <b>4</b> | <b>2</b> | <b>1.29</b> | <b>6</b> | <b>6</b> | <b>5</b> | <b>1</b> | <b>0</b> | <b>-</b> | <b>55.2</b> | <b>33</b> | <b>13</b> | <b>8</b> | <b>0</b> | <b>3</b> | <b>14</b> | <b>-</b> | <b>44</b> | <b>1</b> | <b>0</b> | <b>.175</b> |



**Game 1 – October 14**  
**New York 2, Philadelphia 1**

**Game 2 – October 16**  
**Philadelphia 3, New York 1**

**Game 3 – October 17**  
**Philadelphia 3, New York 2 (11)**

| Philadelphia  | ab        | r        | h        | bi       |
|---------------|-----------|----------|----------|----------|
| Lord lf       | 4         | 0        | 0        | 0        |
| Oldring cf    | 4         | 0        | 2        | 0        |
| Collins 2b    | 3         | 0        | 0        | 0        |
| Baker 3b      | 4         | 1        | 2        | 0        |
| Murphy rf     | 3         | 0        | 0        | 0        |
| Davis 1b      | 4         | 0        | 1        | 1        |
| Barry ss      | 3         | 0        | 0        | 0        |
| Thomas c      | 3         | 0        | 0        | 0        |
| Bender p      | 3         | 0        | 1        | 0        |
| <b>Totals</b> | <b>31</b> | <b>1</b> | <b>6</b> | <b>1</b> |

| New York      | ab        | r        | h        | bi       |
|---------------|-----------|----------|----------|----------|
| Devore lf     | 4         | 0        | 0        | 0        |
| Doyle 2b      | 4         | 0        | 0        | 0        |
| Snodgrass cf  | 3         | 0        | 2        | 0        |
| Murray rf     | 4         | 0        | 0        | 0        |
| Merkle 1b     | 3         | 0        | 1        | 0        |
| Herzog 3b     | 3         | 1        | 1        | 0        |
| Fletcher ss   | 3         | 0        | 0        | 0        |
| Meyers c      | 3         | 0        | 1        | 1        |
| Marquard p    | 2         | 0        | 0        | 0        |
| Crandall ph-p | 1         | 0        | 0        | 0        |
| <b>Totals</b> | <b>30</b> | <b>1</b> | <b>5</b> | <b>1</b> |

| Philadelphia  | ab        | r        | h        | bi       |
|---------------|-----------|----------|----------|----------|
| Lord lf       | 5         | 0        | 0        | 0        |
| Oldring cf    | 5         | 0        | 0        | 0        |
| Collins 2b    | 5         | 1        | 2        | 0        |
| Baker 3b      | 5         | 2        | 2        | 1        |
| Murphy rf     | 5         | 0        | 0        | 1        |
| Davis 1b      | 5         | 0        | 2        | 1        |
| Barry ss      | 3         | 0        | 2        | 0        |
| Lapp c        | 4         | 0        | 1        | 0        |
| Coombs p      | 4         | 0        | 0        | 0        |
| <b>Totals</b> | <b>41</b> | <b>3</b> | <b>9</b> | <b>3</b> |

| New York      | ab        | r        | h        | bi       |
|---------------|-----------|----------|----------|----------|
| Devore lf     | 3         | 0        | 1        | 1        |
| Doyle 2b      | 3         | 0        | 1        | 0        |
| Snodgrass cf  | 2         | 1        | 0        | 0        |
| Murray rf     | 3         | 0        | 0        | 0        |
| Merkle 1b     | 4         | 0        | 1        | 0        |
| Herzog 3b     | 3         | 0        | 0        | 0        |
| Fletcher ss   | 4         | 0        | 0        | 0        |
| Meyers c      | 3         | 1        | 1        | 0        |
| Mathewson p   | 3         | 0        | 1        | 0        |
| <b>Totals</b> | <b>28</b> | <b>2</b> | <b>5</b> | <b>1</b> |

| Philadelphia  | ab        | r        | h        | bi       |
|---------------|-----------|----------|----------|----------|
| Lord lf       | 4         | 1        | 1        | 0        |
| Oldring cf    | 3         | 0        | 0        | 0        |
| Collins 2b    | 3         | 1        | 2        | 0        |
| Baker 3b      | 3         | 1        | 1        | 2        |
| Murphy rf     | 3         | 0        | 0        | 0        |
| Davis 1b      | 3         | 0        | 0        | 0        |
| Barry ss      | 3         | 0        | 0        | 0        |
| Thomas c      | 3         | 0        | 0        | 0        |
| Plank p       | 3         | 0        | 0        | 0        |
| <b>Totals</b> | <b>28</b> | <b>3</b> | <b>4</b> | <b>2</b> |

| New York      | ab        | r        | h        | bi       |
|---------------|-----------|----------|----------|----------|
| Devore lf     | 4         | 0        | 0        | 1        |
| Doyle 2b      | 4         | 0        | 0        | 0        |
| Snodgrass cf  | 3         | 0        | 0        | 0        |
| Murray rf     | 2         | 0        | 0        | 0        |
| Merkle 1b     | 3         | 0        | 0        | 0        |
| Herzog 3b     | 3         | 1        | 1        | 0        |
| Fletcher ss   | 4         | 0        | 0        | 0        |
| Meyers c      | 4         | 1        | 1        | 0        |
| Mathewson p   | 3         | 0        | 1        | 0        |
| Becker ph     | 1         | 0        | 0        | 0        |
| <b>Totals</b> | <b>31</b> | <b>2</b> | <b>3</b> | <b>1</b> |

|              |     |     |     |   |   |   |
|--------------|-----|-----|-----|---|---|---|
| Philadelphia | 010 | 000 | 000 | 1 | 6 | 2 |
| New York     | 000 | 100 | 10x | 2 | 5 | 0 |

|              |     |     |     |   |   |   |
|--------------|-----|-----|-----|---|---|---|
| New York     | 010 | 000 | 000 | 1 | 5 | 3 |
| Philadelphia | 100 | 002 | 00x | 3 | 4 | 0 |

|              |     |     |     |    |   |   |   |
|--------------|-----|-----|-----|----|---|---|---|
| Philadelphia | 000 | 000 | 001 | 02 | 3 | 9 | 2 |
| New York     | 001 | 000 | 000 | 01 | 2 | 3 | 5 |

**E** – Baker, Collins. **LOB** – Philadelphia 5, New York 8. **2B** – Oldring 2, Devore, Meyers. **S** – Murphy, Murray. **SB** – Doyle (1). **CS** – Baker, Snodgrass 2.

**E** – Devore, Merkle, Murray. **LOB** – New York 3, Philadelphia 2. **2B** – Herzog, Collins. **HR** – Baker (1). **S** – Oldring.

**E** – Fletcher 2, Herzog 3, Collins 2. **DP** – New York 1. **LOB** – Philadelphia 6, New York 1. **2B** – Barry, Herzog. **HR** – Baker (2). **S** – Barry, Murray. **SB** – Collins (1), Barry (1). **CS** – Davis, Devore, Murray, Merkle, Herzog, Becker.

| Philadelphia    | ip        | h        | r        | er        | bb        | so        |
|-----------------|-----------|----------|----------|-----------|-----------|-----------|
| Bender (L)      | 8.0       | 5        | 2        | 1         | 4         | 11        |
| <b>New York</b> | <b>ip</b> | <b>h</b> | <b>r</b> | <b>er</b> | <b>bb</b> | <b>so</b> |
| Mathewson (W)   | 9.0       | 6        | 1        | 1         | 1         | 5         |

| New York            | ip        | h        | r        | er        | bb        | so        |
|---------------------|-----------|----------|----------|-----------|-----------|-----------|
| Marquard (L)        | 7.0       | 4        | 3        | 2         | 0         | 4         |
| Crandall            | 1.0       | 0        | 0        | 0         | 0         | 2         |
| <b>Philadelphia</b> | <b>ip</b> | <b>h</b> | <b>r</b> | <b>er</b> | <b>bb</b> | <b>so</b> |
| Plank (W)           | 9.0       | 5        | 1        | 1         | 0         | 8         |

| Philadelphia    | ip        | h        | r        | er        | bb        | so        |
|-----------------|-----------|----------|----------|-----------|-----------|-----------|
| Coombs (W)      | 11.0      | 3        | 2        | 1         | 4         | 7         |
| <b>New York</b> | <b>ip</b> | <b>h</b> | <b>r</b> | <b>er</b> | <b>bb</b> | <b>so</b> |
| Mathewson (L)   | 11.0      | 9        | 3        | 1         | 0         | 3         |

**PB** – Meyers. **HBP** – by Bender (Snodgrass). **T** – 2:12. **A** – 38,281  
**Umpires** – Klem, Dinneen, Brennan, Connolly.

**WP** – Marquard. **HBP** – by Plank (Snodgrass). **T** – 1:52. **A** – 26,286  
**Umpires** – Connolly, Brennan, Klem, Dinneen.

**T** – 2:25. **A** – 37,216  
**Umpires** – Brennan, Connolly, Klem, Dinneen.

**Game 4 – October 24**  
Philadelphia 4, New York 2

| New York      | ab        | r        | h        | bi       |
|---------------|-----------|----------|----------|----------|
| Devore lf     | 4         | 1        | 2        | 0        |
| Doyle 2b      | 3         | 1        | 1        | 1        |
| Snodgrass cf  | 3         | 0        | 0        | 1        |
| Murray rf     | 4         | 0        | 0        | 0        |
| Merkle 1b     | 4         | 0        | 1        | 0        |
| Herzog 3b     | 4         | 0        | 0        | 0        |
| Fletcher ss   | 4         | 0        | 2        | 0        |
| Meyers c      | 4         | 0        | 1        | 0        |
| Mathewson p   | 1         | 0        | 0        | 0        |
| Becker ph     | 1         | 0        | 0        | 0        |
| Wiltse p      | 0         | 0        | 0        | 0        |
| <b>Totals</b> | <b>32</b> | <b>2</b> | <b>7</b> | <b>2</b> |

| Philadelphia  | ab        | r        | h         | bi       |
|---------------|-----------|----------|-----------|----------|
| Lord lf       | 4         | 0        | 1         | 0        |
| Oldring cf    | 3         | 0        | 0         | 0        |
| Collins 2b    | 3         | 1        | 2         | 0        |
| Baker 3b      | 3         | 1        | 2         | 1        |
| Murphy rf     | 4         | 1        | 2         | 1        |
| Davis 1b      | 4         | 1        | 1         | 1        |
| Barry ss      | 4         | 0        | 3         | 0        |
| Thomas c      | 3         | 0        | 0         | 1        |
| Bender p      | 4         | 0        | 0         | 0        |
| <b>Totals</b> | <b>32</b> | <b>4</b> | <b>11</b> | <b>4</b> |

|              |     |     |     |   |    |   |
|--------------|-----|-----|-----|---|----|---|
| New York     | 200 | 000 | 000 | 2 | 7  | 3 |
| Philadelphia | 000 | 310 | 00x | 4 | 11 | 1 |

E – Fletcher, Baker, Murray, Mathewson.  
**DP** – Philadelphia 1. **LOB** – New York 6, Philadelphia 8. **2B** – Merkle, Meyers, Baker 2, Murphy 2, Davis, Barry 2. **3B** – Doyle. **S** – Oldring, Collins. **SF** – Snodgrass, Thomas. **CS** – Murphy.

| New York      | ip  | h  | r | er | bb | so |
|---------------|-----|----|---|----|----|----|
| Mathewson (L) | 7.0 | 10 | 4 | 4  | 1  | 5  |
| Wiltse        | 1.0 | 1  | 0 | 0  | 0  | 1  |
| Philadelphia  | ip  | h  | r | er | bb | so |
| Bender (W)    | 9.0 | 7  | 2 | 2  | 2  | 4  |

T – 1:49. A – 24,355

**Umpires** – Dinneen, Klem, Connolly, Brennan.

**Game 5 – October 25**  
New York 4, Philadelphia 3 (10)

| New York      | ab        | r        | h        | bi       |
|---------------|-----------|----------|----------|----------|
| Lord lf       | 5         | 0        | 0        | 0        |
| Oldring cf    | 5         | 1        | 2        | 3        |
| Collins 2b    | 3         | 0        | 0        | 0        |
| Baker 3b      | 4         | 0        | 0        | 0        |
| Murphy rf     | 4         | 0        | 1        | 0        |
| Davis 1b      | 4         | 0        | 0        | 0        |
| Barry ss      | 4         | 0        | 1        | 0        |
| Lapp c        | 4         | 1        | 1        | 0        |
| Coombs p      | 4         | 1        | 2        | 0        |
| Strunk pr     | 0         | 0        | 0        | 0        |
| Plank p       | 0         | 0        | 0        | 0        |
| <b>Totals</b> | <b>37</b> | <b>3</b> | <b>7</b> | <b>3</b> |

| New York      | ab        | r        | h        | bi       |
|---------------|-----------|----------|----------|----------|
| Devore lf     | 5         | 0        | 1        | 1        |
| Doyle 2b      | 5         | 1        | 4        | 0        |
| Snodgrass cf  | 4         | 0        | 0        | 0        |
| Murray rf     | 5         | 0        | 0        | 0        |
| Merkle 1b     | 2         | 1        | 0        | 1        |
| Herzog 3b     | 4         | 0        | 1        | 0        |
| Fletcher ss   | 4         | 1        | 1        | 0        |
| Meyers c      | 3         | 0        | 1        | 1        |
| Marquard p    | 0         | 0        | 0        | 0        |
| Becker ph     | 1         | 0        | 0        | 0        |
| Ames p        | 1         | 0        | 0        | 0        |
| Crandall ph-p | 1         | 1        | 1        | 1        |
| <b>Totals</b> | <b>35</b> | <b>4</b> | <b>9</b> | <b>4</b> |

|              |     |     |     |   |   |   |   |
|--------------|-----|-----|-----|---|---|---|---|
| New York     | 003 | 000 | 000 | 0 | 3 | 7 | 1 |
| Philadelphia | 000 | 000 | 102 | 1 | 4 | 9 | 2 |

E – Fletcher, Doyle, Collins. **DP** – Philadelphia 1, New York 1. **LOB** – Philadelphia 5, New York 6. **2B** – Doyle 2, Fletcher, Crandall. **HR** – Oldring (1). **S** – Snodgrass. **SF** – Merkle, Meyers. **SB** – Collins (2), Barry (2), Doyle (2), Herzog (1). **CS** – Murphy, Barry, Devore, Meyers.

| Philadelphia | ip  | h | r | er | bb | so |
|--------------|-----|---|---|----|----|----|
| Coombs       | 9.0 | 8 | 3 | 2  | 2  | 9  |
| Plank (L)    | 0.2 | 1 | 1 | 1  | 0  | 0  |
| New York     | ip  | h | r | er | bb | so |
| Marquard     | 3.0 | 3 | 3 | 0  | 1  | 2  |
| Ames         | 4.0 | 2 | 0 | 0  | 0  | 2  |
| Crandall (W) | 3.0 | 2 | 0 | 0  | 0  | 0  |

**WP** – Crandall. **HBP** – by Coombs (Merkle).  
 T – 2:33. A – 33,228  
**Umpires** – Klem, Dinneen, Connolly, Brennan.

**Game 6 – October 26**  
Philadelphia 13, New York 2

| New York      | ab        | r        | h        | bi       |
|---------------|-----------|----------|----------|----------|
| Devore lf     | 4         | 0        | 0        | 0        |
| Doyle 2b      | 4         | 1        | 1        | 0        |
| Snodgrass cf  | 4         | 0        | 0        | 0        |
| Murray rf     | 3         | 0        | 0        | 0        |
| Merkle 1b     | 4         | 0        | 0        | 0        |
| Herzog 3b     | 4         | 1        | 1        | 0        |
| Fletcher ss   | 4         | 0        | 0        | 1        |
| Meyers c      | 3         | 0        | 1        | 0        |
| Wilson c      | 1         | 0        | 0        | 0        |
| Ames p        | 1         | 0        | 1        | 0        |
| Crandall ph   | 0         | 0        | 0        | 0        |
| Wiltse p      | 1         | 0        | 0        | 0        |
| Marquard p    | 0         | 0        | 0        | 0        |
| <b>Totals</b> | <b>33</b> | <b>2</b> | <b>4</b> | <b>1</b> |

| Philadelphia  | ab        | r         | h         | bi       |
|---------------|-----------|-----------|-----------|----------|
| Lord lf       | 5         | 1         | 3         | 1        |
| Oldring cf    | 5         | 1         | 1         | 0        |
| Collins 2b    | 4         | 1         | 0         | 1        |
| Baker 3b      | 5         | 2         | 2         | 1        |
| Murphy rf     | 4         | 3         | 4         | 1        |
| Davis 1b      | 4         | 2         | 1         | 2        |
| McInnis 1b    | 0         | 0         | 0         | 0        |
| Barry ss      | 2         | 2         | 1         | 2        |
| Thomas c      | 3         | 1         | 1         | 0        |
| Bender p      | 4         | 0         | 0         | 0        |
| <b>Totals</b> | <b>36</b> | <b>13</b> | <b>13</b> | <b>8</b> |

|              |     |     |     |    |    |   |
|--------------|-----|-----|-----|----|----|---|
| New York     | 100 | 000 | 001 | 2  | 4  | 3 |
| Philadelphia | 001 | 401 | 70x | 13 | 13 | 5 |

E – Barry 3, Merkle, Murray, Oldring, Ames, Murphy. **LOB** – New York 6, Philadelphia 3. **2B** – Doyle, Lord 2, Murphy, Barry. **S** – Collins, Barry. **SF** – Barry. **SB** – Herzog (2). **CS** – Devore, Thomas.

| New York     | ip  | h | r | er | bb | so |
|--------------|-----|---|---|----|----|----|
| Ames (L)     | 4.0 | 4 | 5 | 2  | 1  | 4  |
| Wiltse       | 2.1 | 7 | 8 | 7  | 0  | 1  |
| Marquard     | 1.2 | 2 | 0 | 0  | 0  | 2  |
| Philadelphia | ip  | h | r | er | bb | so |
| Bender (W)   | 9.0 | 4 | 2 | 0  | 2  | 5  |

**WP** – Bender, Marquard.

T – 2:12. A – 20,485

**Umpires** – Connolly, Brennan, Klem, Dinneen.

# 1913 WORLD SERIES

The A's win their third World Championship over a four-year span as they defeat the New York Giants, four games to one. The A's use just three pitchers in the series with all going the distance, including Chief Bender, who wins Games 1 and 4, and Eddie Plank, who posts a 1-1 record and a 0.95 ERA. Frank Baker paces the A's offense with a .450 batting average and matches Wally Schang for the team-lead with seven RBI. Eddie Collins hits .421 and steals three bases.

Bender allows 11 hits in Game 1 at New York, but the A's defeat the Giants, 6-4. Collins goes 3 for 3 and scores three runs and Baker is 3 for 4 with three RBI, including a two-run home run. The A's lone loss comes in a Game 2 at Philadelphia, a 3-0 decision in 10 innings. Plank tosses nine shut-out innings before allowing three runs in the top of the 10th, while Christy Mathewson blanks the A's on eight hits. The series returns to Philadelphia for Game 3 and the A's score five times in the first two innings en route to an 8-2 win. Collins has his second three-hit game of the series and drives in three runs and Joe Bush tosses a five-hitter. The A's take a 6-0 lead into the seventh inning of Game 4 at Philadelphia and hold on to win 6-5. Jack Barry has three hits and Schang goes 2 for 2 with four RBI. The A's then clinch the series at New York with a 3-1 win in Game 5 as Plank tosses a two-hitter, allowing just one unearned run in the fifth inning. The A's score early again as Baker has a sacrifice fly in the first inning and a RBI single in the A's two-run third.

## FINAL STATISTICS

| PLAYER        | AVG         | G        | AB         | R         | H         | TB        | 2B       | 3B       | HR       | RBI       | SH       | SF       | HP       | BB       | IBB      | SO        | SB       | CS       | DP       | E        | SLG         | OBP         |
|---------------|-------------|----------|------------|-----------|-----------|-----------|----------|----------|----------|-----------|----------|----------|----------|----------|----------|-----------|----------|----------|----------|----------|-------------|-------------|
| Baker         | .450        | 5        | 20         | 2         | 9         | 12        | 0        | 0        | 1        | 7         | 0        | 1        | 0        | 0        | -        | 2         | 1        | 1        | 0        | 1        | .600        | .429        |
| Barry         | .300        | 5        | 20         | 3         | 6         | 9         | 3        | 0        | 0        | 1         | 0        | 0        | 0        | 0        | -        | 0         | 0        | 0        | 0        | 1        | .450        | .300        |
| Bender        | .000        | 2        | 8          | 0         | 0         | 0         | 0        | 0        | 0        | 1         | 0        | 0        | 0        | 0        | -        | 1         | 0        | 0        | 0        | 0        | .000        | .000        |
| Bush          | .250        | 1        | 4          | 0         | 1         | 1         | 0        | 0        | 0        | 0         | 0        | 0        | 0        | 0        | -        | 1         | 0        | 0        | 0        | 0        | .250        | .250        |
| Collins       | .421        | 5        | 19         | 5         | 8         | 12        | 0        | 2        | 0        | 3         | 2        | 0        | 0        | 1        | -        | 2         | 3        | 0        | 0        | 1        | .632        | .450        |
| Lapp          | .250        | 1        | 4          | 0         | 1         | 1         | 0        | 0        | 0        | 0         | 0        | 0        | 0        | 0        | -        | 1         | 0        | 0        | 0        | 0        | .250        | .250        |
| McInnis       | .118        | 5        | 17         | 1         | 2         | 3         | 1        | 0        | 0        | 2         | 2        | 1        | 0        | 0        | -        | 2         | 0        | 0        | 0        | 0        | .176        | .111        |
| Murphy        | .227        | 5        | 22         | 2         | 5         | 5         | 0        | 0        | 0        | 0         | 0        | 0        | 0        | 2        | -        | 0         | 0        | 1        | 0        | 0        | .227        | .292        |
| Oldring       | .273        | 5        | 22         | 5         | 6         | 8         | 0        | 1        | 0        | 0         | 0        | 0        | 0        | 0        | -        | 1         | 1        | 0        | 0        | 0        | .364        | .273        |
| Plank         | .143        | 2        | 7          | 0         | 1         | 1         | 0        | 0        | 0        | 0         | 0        | 0        | 0        | 0        | -        | 0         | 1        | 0        | 0        | 1        | .143        | .143        |
| Schang        | .357        | 4        | 14         | 2         | 5         | 10        | 0        | 1        | 1        | 7         | 0        | 0        | 0        | 2        | -        | 4         | 0        | 0        | 0        | 1        | .714        | .438        |
| Strunk        | .118        | 5        | 17         | 3         | 2         | 2         | 0        | 0        | 0        | 0         | 1        | 0        | 0        | 2        | -        | 2         | 0        | 0        | 0        | 0        | .118        | .211        |
| <b>Totals</b> | <b>.264</b> | <b>5</b> | <b>174</b> | <b>23</b> | <b>46</b> | <b>64</b> | <b>4</b> | <b>4</b> | <b>2</b> | <b>21</b> | <b>5</b> | <b>2</b> | <b>0</b> | <b>7</b> | <b>-</b> | <b>16</b> | <b>5</b> | <b>2</b> | <b>0</b> | <b>5</b> | <b>.368</b> | <b>.290</b> |

| PITCHER       | W        | L        | ERA         | G        | GS       | CG       | GF       | SHO      | SV       | IP          | H         | R         | ER        | HR       | HB       | BB       | IBB      | SO        | WP       | BK       | AVG         |
|---------------|----------|----------|-------------|----------|----------|----------|----------|----------|----------|-------------|-----------|-----------|-----------|----------|----------|----------|----------|-----------|----------|----------|-------------|
| Bender        | 2        | 0        | 4.00        | 2        | 2        | 2        | 0        | 0        | -        | 18.0        | 19        | 9         | 8         | 1        | 1        | 1        | -        | 9         | 0        | 0        | .271        |
| Bush          | 1        | 0        | 1.00        | 1        | 1        | 1        | 0        | 0        | -        | 9.0         | 5         | 2         | 1         | 0        | 1        | 4        | -        | 3         | 0        | 0        | .172        |
| Plank         | 1        | 1        | 0.95        | 2        | 2        | 2        | 0        | 0        | -        | 19.0        | 9         | 4         | 2         | 0        | 1        | 3        | -        | 7         | 0        | 0        | .138        |
| <b>Totals</b> | <b>4</b> | <b>1</b> | <b>2.15</b> | <b>5</b> | <b>5</b> | <b>5</b> | <b>0</b> | <b>0</b> | <b>-</b> | <b>46.0</b> | <b>33</b> | <b>15</b> | <b>11</b> | <b>1</b> | <b>3</b> | <b>8</b> | <b>-</b> | <b>19</b> | <b>0</b> | <b>0</b> | <b>.201</b> |

**Game 1 – October 7**  
**Philadelphia 6, New York 4**

| Philadelphia  | ab        | r        | h         | bi       |
|---------------|-----------|----------|-----------|----------|
| Murphy rf     | 4         | 0        | 1         | 0        |
| Oldring lf    | 4         | 0        | 1         | 0        |
| Collins 2b    | 3         | 3        | 3         | 0        |
| Baker 3b      | 4         | 1        | 3         | 3        |
| McInnis 1b    | 3         | 0        | 1         | 1        |
| Strunk cf     | 4         | 1        | 0         | 0        |
| Barry ss      | 4         | 1        | 1         | 0        |
| Schang c      | 4         | 0        | 1         | 2        |
| Bender p      | 4         | 0        | 0         | 0        |
| <b>Totals</b> | <b>34</b> | <b>6</b> | <b>11</b> | <b>6</b> |

| New York      | ab        | r        | h         | bi       |
|---------------|-----------|----------|-----------|----------|
| Shafer cf     | 5         | 0        | 1         | 0        |
| Doyle 2b      | 4         | 1        | 2         | 2        |
| Fletcher ss   | 4         | 0        | 2         | 1        |
| Burns lf      | 4         | 0        | 1         | 1        |
| Herzog 3b     | 4         | 0        | 0         | 0        |
| Murray rf     | 4         | 0        | 2         | 0        |
| Meyers c      | 4         | 0        | 0         | 0        |
| Merkle 1b     | 4         | 2        | 2         | 0        |
| Marquard p    | 0         | 0        | 0         | 0        |
| McCormick     | 1         | 1        | 1         | 0        |
| Crandall p    | 1         | 0        | 0         | 0        |
| Tesreau p     | 0         | 0        | 0         | 0        |
| McLean ph     | 1         | 0        | 0         | 0        |
| <b>Totals</b> | <b>36</b> | <b>4</b> | <b>11</b> | <b>4</b> |

|              |     |     |     |   |    |   |
|--------------|-----|-----|-----|---|----|---|
| Philadelphia | 000 | 320 | 010 | 6 | 11 | 1 |
| New York     | 001 | 030 | 000 | 4 | 11 | 0 |

**E** – Barry. **DP** – Philadelphia 1. **LOB** – Philadelphia 4, New York 6. **2B** – McInnis, Barry, Burns. **3B** – Collins. **HR** – Baker (1). **S** – McInnis, Marquard. **SB** – Collins (1). **CS** – Murphy, Baker, Fletcher.

| Philadelphia    | ip        | h        | r        | er        | bb        | so        |
|-----------------|-----------|----------|----------|-----------|-----------|-----------|
| Bender (W)      | 9.0       | 11       | 4        | 3         | 0         | 4         |
| <b>New York</b> | <b>ip</b> | <b>h</b> | <b>r</b> | <b>er</b> | <b>bb</b> | <b>so</b> |
| Marquard (L)    | 5.0       | 8        | 5        | 5         | 1         | 1         |
| Crandall        | 2.0       | 3        | 1        | 1         | 0         | 1         |
| Tesreau         | 2.0       | 0        | 0        | 0         | 1         | 1         |

Crandall pitched to three batters in the 8th T – 2:06. A – 36,291  
**Umpires** – Klem, Egan, Rigler, Connolly.

**Game 2 – October 8**  
**New York 3, Philadelphia 0 (10)**

| New York      | ab        | r        | h        | bi       |
|---------------|-----------|----------|----------|----------|
| Herzog 3b     | 5         | 1        | 0        | 0        |
| Doyle 2b      | 4         | 0        | 0        | 0        |
| Fletcher ss   | 5         | 0        | 2        | 2        |
| Burns lf      | 4         | 0        | 0        | 0        |
| Shafer cf     | 5         | 0        | 0        | 0        |
| Murray rf     | 4         | 0        | 0        | 0        |
| McLean c      | 4         | 0        | 2        | 0        |
| Grant pr      | 0         | 1        | 0        | 0        |
| Wilson c      | 0         | 0        | 0        | 0        |
| Snodgrass 1b  | 1         | 0        | 1        | 0        |
| Wiltse pr-1b  | 2         | 0        | 0        | 0        |
| Mathewson p   | 3         | 1        | 2        | 1        |
| <b>Totals</b> | <b>37</b> | <b>3</b> | <b>7</b> | <b>3</b> |

| Philadelphia  | ab        | r        | h        | bi       |
|---------------|-----------|----------|----------|----------|
| Murphy rf     | 5         | 0        | 0        | 0        |
| Oldring lf    | 5         | 0        | 1        | 0        |
| Collins 2b    | 4         | 0        | 1        | 0        |
| Baker 3b      | 5         | 0        | 2        | 0        |
| McInnis 1b    | 4         | 0        | 0        | 0        |
| Strunk cf     | 3         | 0        | 1        | 0        |
| Barry ss      | 4         | 0        | 1        | 0        |
| Lapp c        | 4         | 0        | 1        | 0        |
| Plank p       | 4         | 0        | 1        | 0        |
| <b>Totals</b> | <b>38</b> | <b>0</b> | <b>8</b> | <b>0</b> |

|              |     |     |     |   |   |   |   |
|--------------|-----|-----|-----|---|---|---|---|
| New York     | 000 | 000 | 000 | 3 | 3 | 7 | 2 |
| Philadelphia | 000 | 000 | 000 | 0 | 0 | 8 | 2 |

**E** – Baker, Doyle 2, Collins. **LOB** – New York 8, Philadelphia 10. **S** – Collins, Wiltse. **CS** – Shafer.

| New York            | ip        | h        | r        | er        | bb        | so        |
|---------------------|-----------|----------|----------|-----------|-----------|-----------|
| Mathewson (W)       | 10.0      | 8        | 0        | 0         | 1         | 5         |
| <b>Philadelphia</b> | <b>ip</b> | <b>h</b> | <b>r</b> | <b>er</b> | <b>bb</b> | <b>so</b> |
| Plank (L)           | 10.0      | 7        | 3        | 2         | 2         | 6         |

**HBP** – by Plank (Doyle).  
T – 2:22. A – 20,563  
**Umpires** – Connolly, Rigler, Klem, Egan.

**Game 3 – October 9**  
**Philadelphia 8, New York 2**

| Philadelphia  | ab        | r        | h         | bi       |
|---------------|-----------|----------|-----------|----------|
| Murphy rf     | 5         | 1        | 2         | 0        |
| Oldring lf    | 5         | 3        | 2         | 0        |
| Collins 2b    | 5         | 2        | 3         | 3        |
| Baker 3b      | 4         | 1        | 2         | 2        |
| McInnis 1b    | 4         | 0        | 0         | 0        |
| Strunk cf     | 4         | 0        | 0         | 0        |
| Barry ss      | 4         | 0        | 1         | 0        |
| Schang c      | 4         | 1        | 1         | 1        |
| Bush p        | 4         | 0        | 1         | 0        |
| <b>Totals</b> | <b>39</b> | <b>8</b> | <b>12</b> | <b>6</b> |

| New York      | ab        | r        | h        | bi       |
|---------------|-----------|----------|----------|----------|
| Herzog 3b     | 4         | 0        | 0        | 0        |
| Doyle 2b      | 4         | 0        | 1        | 0        |
| Fletcher ss   | 2         | 0        | 1        | 0        |
| Burns lf      | 4         | 0        | 0        | 0        |
| Shafer cf     | 3         | 1        | 1        | 0        |
| Murray rf     | 3         | 1        | 1        | 1        |
| McLean c      | 2         | 0        | 1        | 1        |
| Cooper pr     | 0         | 0        | 0        | 0        |
| Wilson c      | 2         | 0        | 0        | 0        |
| Merkle 1b     | 2         | 0        | 0        | 0        |
| Wiltse pr-1b  | 0         | 0        | 0        | 0        |
| Tesreau p     | 2         | 0        | 0        | 0        |
| Crandall p    | 1         | 0        | 0        | 0        |
| <b>Totals</b> | <b>29</b> | <b>2</b> | <b>5</b> | <b>2</b> |

|              |     |     |     |   |    |   |
|--------------|-----|-----|-----|---|----|---|
| Philadelphia | 320 | 000 | 210 | 8 | 12 | 1 |
| New York     | 000 | 010 | 100 | 2 | 5  | 1 |

**E** – Schang, Fletcher. **DP** – Philadelphia 3, New York 1. **LOB** – Philadelphia 4, New York 5. **2B** – Shafer. **3B** – Collins. **HR** – Schang (1). **SB** – Oldring (1), Collins (2), Baker (1), Fletcher (1), Murray (1), Cooper (1). **CS** – Murray.

| Philadelphia    | ip        | h        | r        | er        | bb        | so        |
|-----------------|-----------|----------|----------|-----------|-----------|-----------|
| Bush (W)        | 9.0       | 5        | 2        | 1         | 4         | 3         |
| <b>New York</b> | <b>ip</b> | <b>h</b> | <b>r</b> | <b>er</b> | <b>bb</b> | <b>so</b> |
| Tesreau (L)     | 6.1       | 11       | 7        | 6         | 0         | 3         |
| Crandall        | 2.2       | 1        | 1        | 1         | 0         | 1         |

**HBP** – by Bush (Fletcher).  
T – 2:11. A – 36,896  
**Umpires** – Rigler, Connolly, Klem, Egan.

**Game 4 – October 10**  
Philadelphia 6, New York 5

**Game 5 – October 11**  
Philadelphia 3, New York 1

| New York      |           |          |          |          | Philadelphia  |           |          |          |          |   |   |
|---------------|-----------|----------|----------|----------|---------------|-----------|----------|----------|----------|---|---|
| ab            | r         | h        | bi       | ab       | r             | h         | bi       |          |          |   |   |
| Snodgrass cf  | 2         | 0        | 0        | 0        | Murphy rf     | 3         | 1        | 2        | 0        |   |   |
| Herzog 3b     | 2         | 0        | 1        | 0        | Oldring lf    | 4         | 2        | 0        | 0        |   |   |
| Doyle 2b      | 4         | 0        | 0        | 0        | Collins 2b    | 3         | 0        | 1        | 0        |   |   |
| Fletcher ss   | 4         | 1        | 0        | 0        | Baker 3b      | 3         | 0        | 2        | 2        |   |   |
| Burns lf      | 4         | 2        | 2        | 1        | McInnis 1b    | 2         | 0        | 0        | 1        |   |   |
| Shafer 3b-cf  | 4         | 0        | 1        | 1        | Strunk cf     | 4         | 0        | 0        | 0        |   |   |
| Murray rf     | 2         | 1        | 1        | 0        | Barry ss      | 4         | 0        | 0        | 0        |   |   |
| McLean c      | 2         | 0        | 2        | 0        | Schang c      | 4         | 0        | 1        | 0        |   |   |
| Cooper pr     | 0         | 0        | 0        | 0        | Plank p       | 3         | 0        | 0        | 0        |   |   |
| Wilson c      | 1         | 0        | 0        | 0        | <b>Totals</b> | <b>30</b> | <b>3</b> | <b>6</b> | <b>3</b> |   |   |
| Crandall ph   | 1         | 0        | 0        | 0        |               |           |          |          |          |   |   |
| Merkle 1b     | 4         | 1        | 1        | 3        | New York      |           |          |          |          |   |   |
| Demaree p     | 1         | 0        | 0        | 0        | ab            | r         | h        | bi       |          |   |   |
| McCormick ph  | 1         | 0        | 0        | 0        | Herzog 3b     | 4         | 0        | 0        | 0        |   |   |
| Marquard p    | 1         | 0        | 0        | 0        | Doyle 2b      | 4         | 0        | 0        | 0        |   |   |
| Grant ph      | 1         | 0        | 0        | 0        | Fletcher ss   | 3         | 0        | 0        | 0        |   |   |
| <b>Totals</b> | <b>34</b> | <b>5</b> | <b>8</b> | <b>5</b> | Burns lf      | 3         | 0        | 0        | 0        |   |   |
|               |           |          |          |          | Shafer cf     | 2         | 1        | 0        | 0        |   |   |
|               |           |          |          |          | Murray rf     | 3         | 0        | 0        | 0        |   |   |
|               |           |          |          |          | McLean c      | 3         | 0        | 1        | 1        |   |   |
|               |           |          |          |          | Merkle 1b     | 3         | 0        | 0        | 0        |   |   |
|               |           |          |          |          | Mathewson p   | 2         | 0        | 1        | 0        |   |   |
|               |           |          |          |          | Crandall ph   | 1         | 0        | 0        | 0        |   |   |
|               |           |          |          |          | <b>Totals</b> | <b>28</b> | <b>1</b> | <b>2</b> | <b>1</b> |   |   |
|               |           |          |          |          | Philadelphia  | 102       | 000      | 000      | 3        | 6 | 1 |
|               |           |          |          |          | New York      | 000       | 010      | 000      | 1        | 2 | 2 |

|              |     |     |     |   |   |   |
|--------------|-----|-----|-----|---|---|---|
| New York     | 000 | 000 | 320 | 5 | 8 | 2 |
| Philadelphia | 010 | 320 | 00x | 6 | 9 | 0 |

E – Merkle 2. **LOB** – New York 4, Philadelphia 7. **2B** – Burns, Barry 2. **3B** – Shafer, Oldring. **HR** – Merkle (1). **SB** – Burns (1), Murray (2), Collins (3). **CS** – Cooper. **SH** – Strunk.

| New York     | ip  | h | r | er | bb | so |
|--------------|-----|---|---|----|----|----|
| Demaree (L)  | 4.0 | 7 | 4 | 2  | 1  | 0  |
| Marquard     | 4.0 | 2 | 2 | 2  | 2  | 2  |
| Philadelphia | ip  | h | r | er | bb | so |
| Bender (W)   | 9.0 | 8 | 5 | 5  | 1  | 5  |

**HBP** – by Bender (Murray). **PB** – McLean.  
T – 2:09. A – 20,568  
**Umpires** – Egan, Clem, Connolly, Rigler.

Philadelphia 102 000 000 3 6 1  
New York 000 010 000 1 2 2  
E – Plank, Doyle, Burns. **DP** – Philadelphia  
2. **LOB** – Philadelphia 5, New York 1. **SH** –  
Collins, McInnis. **SF** – Baker, McInnis.

| Philadelphia  | ip  | h | r | er | bb | so |
|---------------|-----|---|---|----|----|----|
| Plank (W)     | 9.0 | 2 | 1 | 0  | 1  | 1  |
| New York      | ip  | h | r | er | bb | so |
| Mathewson (L) | 9.0 | 6 | 3 | 2  | 1  | 2  |

T – 1:39. A – 36,632  
**Umpires** – Klem, Egan, Rigler, Connolly.

# 1914 WORLD SERIES

The A's return to the World Series for the fourth time in five years but are swept in four games by the Boston Braves. The pitching staff posts a 3.41 ERA in the series, including 1.00 by Eddie Plank. The offense is held to a .172 batting average and scores just six runs in the four games. Frank Baker leads the A's with four hits in the series.

The A's drop a 7-1 decision in Game 1 at Philadelphia as Dick Rudolph limits the A's to an unearned run in the second inning. Chief Bender takes the loss, allowing six runs in 5.1 innings. Bill James shuts out the A's 1-0 in Game 2, yielding just two hits. The game is scoreless over the first eight innings before Plank allows a Les Mann RBI single with two outs in the top of the ninth. The series moves to Boston for Game 3, a 5-4 A's loss in 12 innings. The score is tied at 2-2 when Frank Baker delivers a two-run single in the top of the 10th inning. Joe Bush, who goes the distance for the A's, then allows two runs in the bottom of the 10th. Bush takes the loss when his own throwing error on a Herbie Moran sacrifice bunt attempt in the 12th allows the winning run to score. The A's then drop a 3-1 decision in Game 4 as Rudolph again holds the A's to just one run. Starting pitcher Bob Shawkey allows three runs in 5.0 innings for the loss.

## FINAL STATISTICS

| PLAYER        | AVG         | G        | AB         | R        | H         | TB        | 2B       | 3B       | HR       | RBI      | SH       | SF       | HP       | BB        | IBB      | SO        | SB       | CS       | DP       | E        | SLG         | OBP         |
|---------------|-------------|----------|------------|----------|-----------|-----------|----------|----------|----------|----------|----------|----------|----------|-----------|----------|-----------|----------|----------|----------|----------|-------------|-------------|
| Baker         | .250        | 4        | 16         | 0        | 4         | 6         | 2        | 0        | 0        | 2        | 0        | 0        | 0        | 1         | -        | 3         | 0        | 0        | 1        | 0        | .375        | .294        |
| Barry         | .071        | 4        | 14         | 1        | 1         | 1         | 0        | 0        | 0        | 0        | 0        | 0        | 0        | 1         | -        | 3         | 1        | 0        | 0        | 1        | .071        | .133        |
| Bender        | .000        | 1        | 2          | 0        | 0         | 0         | 0        | 0        | 0        | 0        | 0        | 0        | 0        | 0         | -        | 0         | 0        | 0        | 0        | 0        | .000        | .000        |
| Bush          | .000        | 1        | 5          | 0        | 0         | 0         | 0        | 0        | 0        | 0        | 0        | 0        | 0        | 0         | -        | 2         | 0        | 0        | 0        | 1        | .000        | .000        |
| Collins       | .214        | 4        | 14         | 0        | 3         | 3         | 0        | 0        | 0        | 1        | 0        | 1        | 0        | 2         | -        | 1         | 1        | 0        | 0        | 0        | .214        | .294        |
| Lapp          | .000        | 1        | 1          | 0        | 0         | 0         | 0        | 0        | 0        | 0        | 0        | 0        | 0        | 0         | -        | 0         | 0        | 0        | 0        | 0        | .000        | .000        |
| McInnis       | .143        | 4        | 14         | 2        | 2         | 3         | 1        | 0        | 0        | 0        | 0        | 0        | 0        | 3         | -        | 3         | 0        | 0        | 0        | 0        | .214        | .294        |
| Murphy        | .188        | 4        | 16         | 2        | 3         | 5         | 2        | 0        | 0        | 0        | 0        | 0        | 0        | 2         | -        | 2         | 0        | 1        | 1        | 0        | .313        | .278        |
| Oldring       | .067        | 4        | 15         | 0        | 1         | 1         | 0        | 0        | 0        | 0        | 2        | 0        | 0        | 0         | -        | 5         | 0        | 1        | 0        | 0        | .067        | .067        |
| Pennock       | .000        | 1        | 1          | 0        | 0         | 0         | 0        | 0        | 0        | 0        | 0        | 0        | 0        | 0         | -        | 0         | 0        | 0        | 0        | 0        | .000        | .000        |
| Plank         | .000        | 1        | 2          | 0        | 0         | 0         | 0        | 0        | 0        | 0        | 0        | 0        | 0        | 0         | -        | 1         | 0        | 0        | 0        | 0        | .000        | .000        |
| Schang        | .167        | 4        | 12         | 1        | 2         | 3         | 1        | 0        | 0        | 0        | 0        | 0        | 0        | 1         | -        | 4         | 0        | 1        | 0        | 1        | .250        | .231        |
| Shawkey       | .500        | 1        | 2          | 0        | 1         | 2         | 1        | 0        | 0        | 1        | 0        | 0        | 0        | 0         | -        | 1         | 0        | 0        | 0        | 0        | 1.000       | .500        |
| Strunk        | .286        | 2        | 7          | 0        | 2         | 2         | 0        | 0        | 0        | 0        | 0        | 0        | 0        | 0         | -        | 2         | 0        | 0        | 0        | 0        | .286        | .286        |
| Walsh         | .333        | 3        | 6          | 0        | 2         | 3         | 1        | 0        | 0        | 1        | 0        | 0        | 0        | 3         | -        | 1         | 0        | 0        | 0        | 0        | .500        | .556        |
| Wyckoff       | 1.000       | 1        | 1          | 0        | 1         | 2         | 1        | 0        | 0        | 0        | 0        | 0        | 0        | 0         | -        | 0         | 0        | 0        | 0        | 0        | 2.000       | 1.000       |
| <b>Totals</b> | <b>.172</b> | <b>4</b> | <b>128</b> | <b>6</b> | <b>22</b> | <b>31</b> | <b>9</b> | <b>0</b> | <b>0</b> | <b>5</b> | <b>2</b> | <b>1</b> | <b>0</b> | <b>13</b> | <b>-</b> | <b>28</b> | <b>2</b> | <b>3</b> | <b>2</b> | <b>3</b> | <b>.242</b> | <b>.246</b> |

| PITCHER       | W        | L        | ERA         | G        | GS       | CG       | GF       | SHO      | SV       | IP          | H         | R         | ER        | HR       | HB       | BB        | IBB      | SO        | WP       | BK       | AVG         |
|---------------|----------|----------|-------------|----------|----------|----------|----------|----------|----------|-------------|-----------|-----------|-----------|----------|----------|-----------|----------|-----------|----------|----------|-------------|
| Bender        | 0        | 1        | 10.13       | 1        | 1        | 0        | 0        | 0        | -        | 5.1         | 8         | 6         | 6         | 0        | 0        | 2         | -        | 3         | 0        | 0        | .381        |
| Bush          | 0        | 1        | 3.27        | 1        | 1        | 1        | 0        | 0        | -        | 11.0        | 9         | 5         | 4         | 1        | 0        | 4         | -        | 4         | 0        | 0        | .225        |
| Pennock       | 0        | 0        | 0.00        | 1        | 0        | 0        | 1        | 0        | -        | 3.0         | 2         | 0         | 0         | 0        | 0        | 2         | -        | 3         | 0        | 0        | .200        |
| Plank         | 0        | 1        | 1.00        | 1        | 1        | 1        | 0        | 0        | -        | 9.0         | 7         | 1         | 1         | 0        | 1        | 4         | -        | 6         | 0        | 0        | .212        |
| Shawkey       | 0        | 1        | 3.60        | 1        | 1        | 0        | 0        | 0        | -        | 5.0         | 4         | 3         | 2         | 0        | 0        | 2         | -        | 0         | 0        | 0        | .222        |
| Wyckoff       | 0        | 0        | 2.45        | 1        | 0        | 0        | 1        | 0        | -        | 3.2         | 3         | 1         | 1         | 0        | 0        | 1         | -        | 2         | 0        | 0        | .231        |
| <b>Totals</b> | <b>0</b> | <b>4</b> | <b>3.41</b> | <b>4</b> | <b>4</b> | <b>2</b> | <b>2</b> | <b>0</b> | <b>-</b> | <b>37.0</b> | <b>33</b> | <b>16</b> | <b>14</b> | <b>1</b> | <b>1</b> | <b>15</b> | <b>-</b> | <b>18</b> | <b>0</b> | <b>0</b> | <b>.244</b> |

**Game 1 – October 9**  
Boston 7, Philadelphia 1

**Game 2 – October 10**  
Boston 1, Philadelphia 0

**Game 3 – October 12**  
Boston 5, Philadelphia 4 (12)

| Boston        |           |          |           |          | Boston        |           |          |          |          | Philadelphia  |           |          |          |          |
|---------------|-----------|----------|-----------|----------|---------------|-----------|----------|----------|----------|---------------|-----------|----------|----------|----------|
| ab            | r         | h        | bi        |          | ab            | r         | h        | bi       |          | ab            | r         | h        | bi       |          |
| Moran rf      | 5         | 0        | 0         | 0        | Mann rf       | 5         | 0        | 2        | 1        | Murphy rf     | 5         | 2        | 2        | 0        |
| Evers 2b      | 4         | 1        | 1         | 0        | Evers 2b      | 4         | 0        | 2        | 0        | Oldring lf    | 5         | 0        | 0        | 0        |
| Connolly lf   | 3         | 1        | 1         | 0        | Cather lf     | 5         | 0        | 0        | 0        | Collins 2b    | 4         | 0        | 1        | 1        |
| Whitted cf    | 3         | 2        | 1         | 2        | Whitted cf    | 3         | 0        | 0        | 0        | Baker 3b      | 5         | 0        | 2        | 2        |
| Schmidt 1b    | 4         | 1        | 2         | 1        | Schmidt 1b    | 4         | 0        | 1        | 0        | McInnis 1b    | 5         | 1        | 1        | 0        |
| Gowdy c       | 3         | 2        | 3         | 1        | Gowdy c       | 2         | 0        | 0        | 0        | Walsh cf      | 4         | 0        | 1        | 1        |
| Maranville ss | 4         | 0        | 2         | 2        | Maranville ss | 2         | 0        | 1        | 0        | Barry ss      | 5         | 0        | 0        | 0        |
| Deal 3b       | 4         | 0        | 0         | 0        | Deal 3b       | 4         | 1        | 1        | 0        | Schang c      | 4         | 1        | 1        | 0        |
| Rudolph p     | 4         | 0        | 1         | 0        | James p       | 4         | 0        | 0        | 0        | Bush p        | 5         | 0        | 0        | 0        |
| <b>Totals</b> | <b>34</b> | <b>7</b> | <b>11</b> | <b>6</b> | <b>Totals</b> | <b>33</b> | <b>1</b> | <b>7</b> | <b>1</b> | <b>Totals</b> | <b>42</b> | <b>4</b> | <b>8</b> | <b>4</b> |

| Philadelphia  |           |          |          |          | Philadelphia  |           |          |          |          | Boston        |   |   |    |   |
|---------------|-----------|----------|----------|----------|---------------|-----------|----------|----------|----------|---------------|---|---|----|---|
| ab            | r         | h        | bi       |          | ab            | r         | h        | bi       |          | ab            | r | h | bi |   |
| Murphy rf     | 4         | 0        | 1        | 0        | Murphy rf     | 3         | 0        | 0        | 0        | Moran rf      | 4 | 1 | 0  | 0 |
| Oldring lf    | 3         | 0        | 0        | 0        | Oldring lf    | 3         | 0        | 0        | 0        | Evers 2b      | 5 | 0 | 3  | 0 |
| Collins 2b    | 3         | 0        | 0        | 0        | Collins 2b    | 3         | 0        | 1        | 0        | Connolly lf   | 4 | 0 | 0  | 1 |
| Baker 3b      | 4         | 0        | 1        | 0        | Baker 3b      | 3         | 0        | 0        | 0        | Whitted cf    | 5 | 0 | 0  | 0 |
| McInnis 1b    | 2         | 1        | 0        | 0        | McInnis 1b    | 3         | 0        | 0        | 0        | Schmidt 1b    | 5 | 1 | 1  | 0 |
| Strunk cf     | 4         | 0        | 2        | 0        | Strunk cf     | 3         | 0        | 0        | 0        | Deal 3b       | 5 | 0 | 1  | 0 |
| Barry ss      | 4         | 0        | 0        | 0        | Barry ss      | 2         | 0        | 0        | 0        | Maranville ss | 4 | 1 | 1  | 1 |
| Schang c      | 2         | 0        | 0        | 0        | Schang c      | 3         | 0        | 1        | 0        | Gowdy c       | 4 | 1 | 3  | 2 |
| Lapp c        | 1         | 0        | 0        | 0        | Plank p       | 2         | 0        | 0        | 0        | Mann pr       | 0 | 1 | 0  | 0 |
| Bender p      | 2         | 0        | 0        | 0        | Walsh ph      | 0         | 0        | 0        | 0        | Tyler p       | 3 | 0 | 0  | 0 |
| Wyckoff p     | 1         | 0        | 1        | 0        | <b>Totals</b> | <b>25</b> | <b>0</b> | <b>2</b> | <b>0</b> | Devore ph     | 1 | 0 | 0  | 0 |
| <b>Totals</b> | <b>30</b> | <b>1</b> | <b>5</b> | <b>0</b> | <b>Totals</b> | <b>25</b> | <b>0</b> | <b>2</b> | <b>0</b> | James p       | 0 | 0 | 0  | 0 |

|              |     |     |     |   |    |   |
|--------------|-----|-----|-----|---|----|---|
| Boston       | 020 | 013 | 010 | 7 | 11 | 2 |
| Philadelphia | 010 | 000 | 000 | 1 | 5  | 0 |

|              |     |     |     |   |   |   |
|--------------|-----|-----|-----|---|---|---|
| Boston       | 000 | 000 | 001 | 1 | 7 | 1 |
| Philadelphia | 000 | 000 | 000 | 0 | 2 | 1 |

|               |           |          |          |          |
|---------------|-----------|----------|----------|----------|
| <b>Totals</b> | <b>40</b> | <b>5</b> | <b>9</b> | <b>4</b> |
|---------------|-----------|----------|----------|----------|

E – Evers, Moran. DP – Boston 1, Philadelphia 4. LOB – Boston 3, Philadelphia 6. 2B – Gowdy, Baker, Wyckoff. 3B – Whitted, Gowdy. SB – Moran (1), Schmidt (1), Gowdy (1). SH – Oldring.

E – Maranville, Barry. DP – Boston 1. LOB – Boston 11, Philadelphia 1. 2B – Deal, Schang. S – Maranville. SB – Deal 2 (2), Barry (1). CS – Evers, Murphy, Schang.

Philadelphia 100 100 000 200 4 8 2  
Boston 010 100 000 201 5 9 1  
no outs when winning run scored.

| Boston       | ip  | h | r | er | bb | so |
|--------------|-----|---|---|----|----|----|
| Rudolph (W)  | 9.0 | 5 | 1 | 0  | 3  | 8  |
| Philadelphia | ip  | h | r | er | bb | so |
| Bender (L)   | 5.1 | 8 | 6 | 6  | 2  | 3  |
| Wyckoff      | 3.2 | 3 | 1 | 1  | 1  | 2  |

| Boston       | ip  | h | r | er | bb | so |
|--------------|-----|---|---|----|----|----|
| James (W)    | 9.0 | 2 | 0 | 0  | 3  | 8  |
| Philadelphia | ip  | h | r | er | bb | so |
| Plank (L)    | 9.0 | 7 | 1 | 1  | 4  | 6  |

E – Bush, Schang, Connolly. DP – Boston 1. LOB – Philadelphia 10, Boston 8. 2B – Murphy 2, Baker, McInnis, Deal, Gowdy 2. HR – Gowdy (1). SH – Oldring, Moran. SF – Collins, Connolly. SB – Collins (1), Evers (1), Maranville 2 (2). CS – Maranville.

T – 1:58. A – 20,562  
Umpires – Dinneen, Klem, Byron, Hildebrand.

HBP – by Plank (Maranville). PB – Schang.  
T – 1:56. A – 20,562  
Umpires – Hildebrand, Byron, Klem, Dinneen.

| Philadelphia | ip   | h | r | er | bb | so |
|--------------|------|---|---|----|----|----|
| Bush (L)     | 11.0 | 9 | 5 | 4  | 4  | 4  |
| Boston       | ip   | h | r | er | bb | so |
| Tyler        | 10.0 | 8 | 4 | 4  | 3  | 4  |
| James (W)    | 2.0  | 0 | 0 | 0  | 3  | 1  |

Bush pitched to three batters in the 12th  
T – 3:06. A – 35,520  
Umpires – Klem, Dinneen, Byron, Hildebrand.



Game 4 – October 13  
 Boston 3, Philadelphia 1

| Philadelphia  | ab        | r        | h        | bi       |
|---------------|-----------|----------|----------|----------|
| Murphy rf     | 4         | 0        | 0        | 0        |
| Oldring lf    | 4         | 0        | 1        | 0        |
| Collins 2b    | 4         | 0        | 1        | 0        |
| Baker 3b      | 4         | 0        | 1        | 0        |
| McInnis 1b    | 4         | 0        | 1        | 0        |
| Walsh cf      | 2         | 0        | 1        | 0        |
| Barry ss      | 3         | 1        | 1        | 0        |
| Schang c      | 3         | 0        | 0        | 0        |
| Shawkey p     | 2         | 0        | 1        | 1        |
| Pennock p     | 1         | 0        | 0        | 0        |
| <b>Totals</b> | <b>31</b> | <b>1</b> | <b>7</b> | <b>1</b> |

| Boston        | ab        | r        | h        | bi       |
|---------------|-----------|----------|----------|----------|
| Moran rf      | 4         | 1        | 1        | 0        |
| Evers 2b      | 3         | 1        | 1        | 2        |
| Connolly lf   | 2         | 0        | 0        | 0        |
| Mann ph-1f    | 2         | 0        | 0        | 0        |
| Whitted cf    | 3         | 0        | 2        | 0        |
| Schmidt 1b    | 4         | 0        | 1        | 1        |
| Gowdy c       | 2         | 0        | 0        | 0        |
| Maranville ss | 3         | 0        | 0        | 0        |
| Deal 3b       | 3         | 0        | 0        | 0        |
| Rudolph p     | 2         | 1        | 1        | 0        |
| <b>Totals</b> | <b>28</b> | <b>3</b> | <b>6</b> | <b>3</b> |

|              |     |     |     |   |   |   |
|--------------|-----|-----|-----|---|---|---|
| Philadelphia | 000 | 010 | 000 | 1 | 7 | 0 |
| Boston       | 000 | 120 | 00x | 3 | 6 | 0 |

LOB – Philadelphia 4, Boston 5. **2B** – Walsh, Shawkey, Moran. **SB** – Whitted (1). **CS** – Oldring, Schmidt.

| Philadelphia | ip  | h | r | er | bb | so |
|--------------|-----|---|---|----|----|----|
| Shawkey (L)  | 5.0 | 4 | 3 | 3  | 2  | 0  |
| Pennock      | 3.0 | 2 | 0 | 0  | 2  | 3  |
| Boston       | ip  | h | r | er | bb | so |
| Rudolph (W)  | 9.0 | 7 | 1 | 1  | 1  | 7  |

**WP** – Rudolph. **PB** – Schang.

**T** – 1:49. **A** – 34,362

**Umpires** – Byron, Hildebrand, Klem, Dineen

# 1929 WORLD SERIES

The A's return to the World Series for the first time in 15 years and win their fourth World Championship, besting the Chicago Cubs four games to one. The pitching staff posts a 2.40 ERA, including 1.42 by Howard Ehmke. The offense hits .281 and scores 26 runs in the five-game series. Jimmy Dykes hits .421 and Mickey Cochrane adds a .400 batting average. Jimmie Foxx, Mule Haas and Al Simmons all hit two home runs each.

Ehmke strikes out 13 and tosses an eight-hitter in the opener as the A's win 3-1 at Chicago. Foxx breaks a scoreless tie with a solo home run in the seventh inning and the A's have a 3-0 lead before Ehmke allows an unearned run in the bottom of the ninth. In Game 2, Simmons drives in four runs and Foxx is 3 for 5 with three RBI and his second home run in a 9-3 victory. The series moves to Philadelphia for Game 3 when the A's lose their only game of the series, 3-1. George Earnshaw goes the distance and strikes out 10, after tossing 4.2 innings two days earlier. The A's fall behind 8-0 in Game 4 before scoring 10 times in the bottom of the seventh inning to win, 10-8. Haas and Simmons both homer in the inning and Haas and Jimmy Dykes drive in three runs each as the A's send 15 batters to the plate. Philadelphia then clinches the series with a 3-2 win in Game 5. Ehmke allows two runs in 3.2 innings before Rube Walberg comes on to pitch 5.1 innings of scoreless relief. The A's trail 2-0 entering the bottom of the ninth before Haas hits a two-run home run to tie the game. Bing Miller then has a walk-off double to drive in Simmons and win the series.

## FINAL STATISTICS

| PLAYER        | AVG         | G        | AB         | R         | H         | TB        | 2B       | 3B       | HR       | RBI       | SH       | SF       | HP       | BB        | IBB      | SO        | SB       | CS       | DP       | E        | SLG         | OBP         |
|---------------|-------------|----------|------------|-----------|-----------|-----------|----------|----------|----------|-----------|----------|----------|----------|-----------|----------|-----------|----------|----------|----------|----------|-------------|-------------|
| Bishop        | .190        | 5        | 21         | 2         | 4         | 4         | 0        | 0        | 0        | 1         | 0        | 0        | 0        | 2         | -        | 3         | 0        | 0        | 0        | 0        | .190        | .261        |
| Boley         | .235        | 5        | 17         | 1         | 4         | 4         | 0        | 0        | 0        | 1         | 3        | 0        | 0        | 0         | -        | 3         | 0        | 0        | 1        | 0        | .235        | .235        |
| Burns         | .000        | 1        | 2          | 0         | 0         | 0         | 0        | 0        | 0        | 0         | 0        | 0        | 0        | 0         | -        | 1         | 0        | 0        | 0        | 0        | .000        | .000        |
| Cochrane      | .400        | 5        | 15         | 5         | 6         | 7         | 1        | 0        | 0        | 0         | 0        | 0        | 0        | 7         | -        | 0         | 0        | 0        | 1        | 0        | .467        | .591        |
| Dykes         | .421        | 5        | 19         | 2         | 8         | 9         | 1        | 0        | 0        | 4         | 0        | 0        | 0        | 1         | -        | 1         | 0        | 0        | 0        | 2        | .474        | .450        |
| Earnshaw      | .000        | 2        | 5          | 1         | 0         | 0         | 0        | 0        | 0        | 0         | 1        | 0        | 0        | 0         | -        | 4         | 0        | 0        | 0        | 0        | .000        | .000        |
| Ehmke         | .200        | 2        | 5          | 0         | 1         | 1         | 0        | 0        | 0        | 0         | 0        | 0        | 0        | 0         | -        | 0         | 0        | 0        | 0        | 0        | .200        | .200        |
| Foxx          | .350        | 5        | 20         | 5         | 7         | 14        | 1        | 0        | 2        | 5         | 0        | 0        | 0        | 1         | -        | 1         | 0        | 0        | 2        | 0        | .700        | .381        |
| French        | .000        | 1        | 1          | 0         | 0         | 0         | 0        | 0        | 0        | 0         | 0        | 0        | 0        | 0         | -        | 1         | 0        | 0        | 0        | 0        | .000        | .000        |
| Grove         | .000        | 2        | 2          | 0         | 0         | 0         | 0        | 0        | 0        | 0         | 0        | 0        | 0        | 0         | -        | 1         | 0        | 0        | 0        | 0        | .000        | .000        |
| Haas          | .238        | 5        | 21         | 3         | 5         | 11        | 0        | 0        | 2        | 6         | 1        | 0        | 0        | 1         | -        | 3         | 0        | 0        | 0        | 0        | .524        | .273        |
| Miller        | .368        | 5        | 19         | 1         | 7         | 8         | 1        | 0        | 0        | 4         | 1        | 0        | 1        | 0         | -        | 2         | 0        | 2        | 0        | 1        | .421        | .400        |
| Quinn         | .000        | 1        | 2          | 0         | 0         | 0         | 0        | 0        | 0        | 0         | 0        | 0        | 0        | 0         | -        | 2         | 0        | 0        | 0        | 0        | .000        | .000        |
| Simmons       | .300        | 5        | 20         | 6         | 6         | 13        | 1        | 0        | 2        | 5         | 0        | 1        | 0        | 1         | -        | 4         | 0        | 0        | 0        | 0        | .650        | .318        |
| Summa         | .000        | 1        | 1          | 0         | 0         | 0         | 0        | 0        | 0        | 0         | 0        | 0        | 0        | 0         | -        | 1         | 0        | 0        | 0        | 0        | .000        | .000        |
| Walberg       | .000        | 2        | 1          | 0         | 0         | 0         | 0        | 0        | 0        | 0         | 0        | 0        | 0        | 0         | -        | 0         | 0        | 0        | 0        | 1        | .000        | .000        |
| <b>Totals</b> | <b>.281</b> | <b>5</b> | <b>171</b> | <b>26</b> | <b>48</b> | <b>71</b> | <b>5</b> | <b>0</b> | <b>6</b> | <b>26</b> | <b>6</b> | <b>1</b> | <b>1</b> | <b>13</b> | <b>-</b> | <b>27</b> | <b>0</b> | <b>2</b> | <b>4</b> | <b>4</b> | <b>.415</b> | <b>.333</b> |

| PITCHER       | W        | L        | ERA         | G        | GS       | CG       | GF       | SHO      | SV       | IP          | H         | R         | ER        | HR       | HB       | BB        | IBB      | SO        | WP       | BK       | AVG         |
|---------------|----------|----------|-------------|----------|----------|----------|----------|----------|----------|-------------|-----------|-----------|-----------|----------|----------|-----------|----------|-----------|----------|----------|-------------|
| Earnshaw      | 1        | 1        | 2.63        | 2        | 2        | 1        | 0        | 0        | -        | 13.2        | 14        | 6         | 4         | 0        | 0        | 6         | -        | 17        | 0        | 0        | .250        |
| Ehmke         | 1        | 0        | 1.42        | 2        | 2        | 1        | 0        | 0        | -        | 12.2        | 14        | 3         | 2         | 0        | 0        | 3         | -        | 13        | 0        | 0        | .286        |
| Grove         | 0        | 0        | 0.00        | 2        | 0        | 0        | 2        | 0        | -        | 6.1         | 3         | 0         | 0         | 0        | 0        | 1         | -        | 10        | 0        | 0        | .143        |
| Quinn         | 0        | 0        | 9.00        | 1        | 1        | 0        | 0        | 0        | -        | 5.0         | 7         | 6         | 5         | 1        | 0        | 2         | -        | 2         | 0        | 0        | .318        |
| Rommel        | 1        | 0        | 9.00        | 1        | 0        | 0        | 0        | 0        | -        | 1.0         | 2         | 1         | 1         | 0        | 0        | 1         | -        | 0         | 0        | 0        | .500        |
| Walberg       | 1        | 0        | 0.00        | 2        | 0        | 0        | 1        | 0        | -        | 6.1         | 3         | 1         | 0         | 0        | 0        | 0         | -        | 8         | 0        | 0        | .143        |
| <b>Totals</b> | <b>4</b> | <b>1</b> | <b>2.40</b> | <b>5</b> | <b>5</b> | <b>2</b> | <b>3</b> | <b>0</b> | <b>-</b> | <b>45.0</b> | <b>43</b> | <b>17</b> | <b>12</b> | <b>1</b> | <b>0</b> | <b>13</b> | <b>-</b> | <b>50</b> | <b>0</b> | <b>0</b> | <b>.249</b> |

**Game 1 – October 8**  
Philadelphia 3, Chicago 1

| Philadelphia  | ab        | r        | h        | bi       |
|---------------|-----------|----------|----------|----------|
| Bishop 2b     | 4         | 0        | 0        | 0        |
| Haas cf       | 3         | 0        | 0        | 0        |
| Cochrane c    | 3         | 1        | 1        | 0        |
| Simmons lf    | 4         | 1        | 0        | 0        |
| Foxx 1b       | 4         | 1        | 2        | 1        |
| Miller rf     | 4         | 0        | 1        | 2        |
| Dykes 3b      | 4         | 0        | 1        | 0        |
| Boley ss      | 4         | 0        | 0        | 0        |
| Ehmke p       | 4         | 0        | 1        | 0        |
| <b>Totals</b> | <b>34</b> | <b>3</b> | <b>6</b> | <b>3</b> |

| Chicago       | ab        | r        | h        | bi       |
|---------------|-----------|----------|----------|----------|
| McMillan 3b   | 4         | 0        | 1        | 0        |
| English ss    | 4         | 0        | 2        | 0        |
| Hornsby 2b    | 4         | 0        | 0        | 0        |
| Wilson cf     | 4         | 0        | 0        | 0        |
| Cuyler rf     | 4         | 1        | 1        | 0        |
| Stephenson lf | 4         | 0        | 2        | 1        |
| Grimm 1b      | 2         | 0        | 2        | 0        |
| Taylor c      | 2         | 0        | 0        | 0        |
| Heathcote ph  | 1         | 0        | 0        | 0        |
| Gonzalez c    | 0         | 0        | 0        | 0        |
| Blair ph      | 1         | 0        | 0        | 0        |
| Root p        | 2         | 0        | 0        | 0        |
| Hartnett ph   | 1         | 0        | 0        | 0        |
| Bush p        | 0         | 0        | 0        | 0        |
| Tolson ph     | 1         | 0        | 0        | 0        |
| <b>Totals</b> | <b>34</b> | <b>1</b> | <b>8</b> | <b>1</b> |

|              |     |     |     |   |   |   |
|--------------|-----|-----|-----|---|---|---|
| Philadelphia | 000 | 000 | 102 | 3 | 6 | 1 |
| Chicago      | 000 | 000 | 001 | 1 | 8 | 2 |

E – Dykes, English 2. DP – Chicago 1. LOB – Philadelphia 6, Chicago 8. 2B – English. HR – Foxx (1). CS – Grimm. SH – Grimm.

| Philadelphia   | ip        | h        | r        | er        | bb        | so        |
|----------------|-----------|----------|----------|-----------|-----------|-----------|
| Ehmke (W)      | 9.0       | 8        | 1        | 0         | 1         | 13        |
| <b>Chicago</b> | <b>ip</b> | <b>h</b> | <b>r</b> | <b>er</b> | <b>bb</b> | <b>so</b> |
| Root (L)       | 7.0       | 3        | 1        | 1         | 2         | 5         |
| Bush           | 2         | 3        | 2        | 0         | 0         | 0         |

T – 2:03. A – 50,740

Umpires – Klem, Dinneen, Moran, Van Graflan.

**Game 2 – October 9**  
Philadelphia 9, Chicago 3

| Philadelphia  | ab        | r        | h         | bi       |
|---------------|-----------|----------|-----------|----------|
| Bishop 2b     | 4         | 0        | 0         | 0        |
| Haas cf       | 5         | 1        | 1         | 1        |
| Cochrane c    | 2         | 2        | 1         | 0        |
| Simmons lf    | 4         | 2        | 2         | 4        |
| Foxx 1b       | 5         | 2        | 3         | 3        |
| Miller rf     | 4         | 0        | 1         | 0        |
| Dykes 3b      | 4         | 1        | 3         | 1        |
| Boley ss      | 3         | 0        | 1         | 0        |
| Earnshaw p    | 3         | 1        | 0         | 0        |
| Grove p       | 2         | 0        | 0         | 0        |
| <b>Totals</b> | <b>36</b> | <b>9</b> | <b>12</b> | <b>9</b> |

| Chicago       | ab        | r        | h         | bi       |
|---------------|-----------|----------|-----------|----------|
| McMillan 3b   | 4         | 0        | 0         | 0        |
| English ss    | 5         | 0        | 1         | 0        |
| Hornsby 2b    | 4         | 1        | 1         | 0        |
| Wilson cf     | 3         | 1        | 3         | 0        |
| Cuyler rf     | 4         | 0        | 0         | 0        |
| Stephenson lf | 5         | 1        | 1         | 1        |
| Grimm 1b      | 4         | 0        | 2         | 1        |
| Taylor c      | 4         | 0        | 2         | 1        |
| Malone p      | 1         | 0        | 0         | 0        |
| Blake p       | 1         | 0        | 1         | 0        |
| Heathcote ph  | 0         | 0        | 0         | 0        |
| Hartnett ph   | 1         | 0        | 0         | 0        |
| Carlson p     | 0         | 0        | 0         | 0        |
| Gonzalez ph   | 1         | 0        | 0         | 0        |
| Nehf p        | 0         | 0        | 0         | 0        |
| <b>Totals</b> | <b>37</b> | <b>3</b> | <b>11</b> | <b>3</b> |

|              |     |     |     |   |    |   |
|--------------|-----|-----|-----|---|----|---|
| Philadelphia | 003 | 300 | 120 | 9 | 12 | 0 |
| Chicago      | 000 | 030 | 000 | 3 | 11 | 1 |

E – English. DP – Philadelphia 1, Chicago 1. LOB – Philadelphia 9, Chicago 12. 2B – Foxx, English. HR – Simmons (1), Foxx (2). SH – Miller, Boley 2.

| Philadelphia   | ip        | h        | r        | er        | bb        | so        |
|----------------|-----------|----------|----------|-----------|-----------|-----------|
| Earnshaw (W)   | 4.2       | 8        | 3        | 3         | 4         | 7         |
| Grove          | 4.1       | 3        | 0        | 0         | 1         | 6         |
| <b>Chicago</b> | <b>ip</b> | <b>h</b> | <b>r</b> | <b>er</b> | <b>bb</b> | <b>so</b> |
| Malone (L)     | 3.2       | 5        | 6        | 3         | 5         | 5         |
| Blake          | 1.1       | 2        | 0        | 0         | 0         | 1         |
| Carlson        | 3         | 5        | 3        | 3         | 1         | 2         |
| Nehf           | 1.0       | 0        | 0        | 0         | 0         | 0         |

T – 2:29. A – 49,987

Umpires – Dinneen, Moran, Van Graflan, Klem.

**Game 3 – October 11**  
Chicago 3, Philadelphia 1

| Chicago       | ab        | r        | h        | bi       |
|---------------|-----------|----------|----------|----------|
| McMillan 3b   | 4         | 0        | 0        | 0        |
| English ss    | 4         | 1        | 0        | 0        |
| Hornsby 2b    | 4         | 1        | 2        | 1        |
| Wilson cf     | 3         | 0        | 2        | 0        |
| Cuyler rf     | 4         | 0        | 1        | 2        |
| Stephenson lf | 4         | 0        | 1        | 0        |
| Grimm 1b      | 4         | 0        | 0        | 0        |
| Taylor c      | 4         | 0        | 0        | 0        |
| Bush p        | 3         | 1        | 0        | 0        |
| <b>Totals</b> | <b>34</b> | <b>3</b> | <b>6</b> | <b>3</b> |

| Philadelphia  | ab        | r        | h        | bi       |
|---------------|-----------|----------|----------|----------|
| Bishop 2b     | 4         | 0        | 1        | 0        |
| Haas cf       | 5         | 0        | 2        | 0        |
| Cochrane c    | 3         | 1        | 2        | 0        |
| Simmons lf    | 3         | 0        | 0        | 0        |
| Foxx 1b       | 4         | 0        | 0        | 0        |
| Miller rf     | 4         | 0        | 1        | 1        |
| Dykes 3b      | 4         | 0        | 1        | 0        |
| Boley ss      | 4         | 0        | 2        | 0        |
| Earnshaw p    | 2         | 0        | 0        | 0        |
| Summa ph      | 1         | 0        | 0        | 0        |
| <b>Totals</b> | <b>34</b> | <b>1</b> | <b>9</b> | <b>1</b> |

|              |     |     |     |   |   |   |
|--------------|-----|-----|-----|---|---|---|
| Chicago      | 000 | 003 | 000 | 3 | 6 | 1 |
| Philadelphia | 000 | 010 | 000 | 1 | 9 | 1 |

E – English, Dykes. LOB – Chicago 6, Philadelphia 10. 2B – Hornsby, Stephenson. 3B – Wilson. CS – Miller. SH – Earnshaw. SF – Simmons.

| Chicago             | ip        | h        | r        | er        | bb        | so        |
|---------------------|-----------|----------|----------|-----------|-----------|-----------|
| Bush (W)            | 9.0       | 9        | 1        | 1         | 2         | 4         |
| <b>Philadelphia</b> | <b>ip</b> | <b>h</b> | <b>r</b> | <b>er</b> | <b>bb</b> | <b>so</b> |
| Earnshaw (L)        | 9.0       | 6        | 3        | 1         | 2         | 10        |

WP – Bush.

T – 2:09. A – 29,921

Umpires – Moran, Van Graflan, Klem, Dinneen.

**Game 4 – October 12**  
Philadelphia 10, Chicago 8

**Game 5 – October 14**  
Philadelphia 3, Chicago 2

| Chicago       | ab        | r        | h         | bi       |
|---------------|-----------|----------|-----------|----------|
| McMillan 3b   | 4         | 0        | 0         | 0        |
| English ss    | 4         | 0        | 0         | 0        |
| Hornsby 2b    | 5         | 2        | 2         | 0        |
| Wilson cf     | 3         | 1        | 2         | 0        |
| Cuyler rf     | 4         | 2        | 3         | 2        |
| Stephenson lf | 4         | 1        | 1         | 1        |
| Grimm 1b      | 4         | 2        | 2         | 2        |
| Taylor c      | 3         | 0        | 0         | 1        |
| Root p        | 3         | 0        | 0         | 0        |
| Nehf p        | 0         | 0        | 0         | 0        |
| Blake p       | 0         | 0        | 0         | 0        |
| Malone p      | 0         | 0        | 0         | 0        |
| Hartnett ph   | 1         | 0        | 0         | 0        |
| Carlson p     | 0         | 0        | 0         | 0        |
| <b>Totals</b> | <b>35</b> | <b>8</b> | <b>10</b> | <b>6</b> |

| Philadelphia  | ab        | r         | h         | bi        |
|---------------|-----------|-----------|-----------|-----------|
| Bishop 2b     | 5         | 1         | 2         | 1         |
| Haas cf       | 4         | 1         | 1         | 3         |
| Cochrane c    | 4         | 1         | 2         | 0         |
| Simmons lf    | 5         | 2         | 2         | 1         |
| Foxx 1b       | 4         | 2         | 2         | 1         |
| Miller rf     | 3         | 1         | 2         | 0         |
| Dykes 3b      | 4         | 1         | 3         | 3         |
| Boley ss      | 3         | 1         | 1         | 1         |
| Quinn p       | 2         | 0         | 0         | 0         |
| Walberg p     | 0         | 0         | 0         | 0         |
| Rommel p      | 0         | 0         | 0         | 0         |
| Burns ph      | 2         | 0         | 0         | 0         |
| Grove p       | 0         | 0         | 0         | 0         |
| <b>Totals</b> | <b>36</b> | <b>10</b> | <b>15</b> | <b>10</b> |

|              |     |     |        |    |    |   |
|--------------|-----|-----|--------|----|----|---|
| Chicago      | 000 | 205 | 100    | 8  | 10 | 2 |
| Philadelphia | 000 | 000 | (10)0x | 10 | 15 | 2 |

E – Wilson, Cuyler, Miller, Walberg. DP – Philadelphia 1. LOB – Chicago 4, Philadelphia 6. 2B – Cochrane, Dykes. 3B – Hornsby. HR – Grimm (1), Haas (1), Simmons (2). CS – Miller. SH – Haas, Boley. SF – Taylor.

| Chicago      | ip  | h | r | er | bb | so |
|--------------|-----|---|---|----|----|----|
| Root         | 6.1 | 9 | 6 | 6  | 0  | 3  |
| Nehf         | 0.0 | 1 | 2 | 2  | 1  | 0  |
| Blake (L)    | 0.0 | 2 | 2 | 2  | 0  | 0  |
| Malone       | 0.2 | 1 | 0 | 0  | 0  | 2  |
| Carlson      | 1.0 | 2 | 0 | 0  | 0  | 1  |
| Philadelphia | ip  | h | r | er | bb | so |
| Quinn        | 5.0 | 7 | 6 | 5  | 2  | 2  |
| Walberg      | 1.0 | 1 | 1 | 0  | 0  | 2  |
| Rommel (W)   | 1.0 | 2 | 1 | 1  | 1  | 0  |
| Grove        | 2.0 | 0 | 0 | 0  | 0  | 4  |

Nehf pitched to two batters in the seventh; Blake pitched to two batters in the seventh. HBP – by Malone (Miller).

T – 2:12. A – 29,921

Umpires – Van Graflan, Klem, Dinneen, Moran.

| Chicago       | ab        | r        | h        | bi       |
|---------------|-----------|----------|----------|----------|
| McMillan 3b   | 4         | 0        | 1        | 0        |
| English ss    | 4         | 0        | 1        | 0        |
| Hornsby 2b    | 4         | 0        | 0        | 0        |
| Wilson cf     | 4         | 0        | 1        | 0        |
| Cuyler rf     | 4         | 1        | 1        | 0        |
| Stephenson lf | 2         | 1        | 1        | 0        |
| Grimm 1b      | 4         | 0        | 1        | 1        |
| Taylor c      | 4         | 0        | 1        | 1        |
| Malone p      | 3         | 0        | 1        | 0        |
| <b>Totals</b> | <b>33</b> | <b>2</b> | <b>8</b> | <b>2</b> |

| Philadelphia  | ab        | r        | h        | bi       |
|---------------|-----------|----------|----------|----------|
| Bishop 2b     | 4         | 1        | 1        | 0        |
| Haas cf       | 4         | 1        | 1        | 2        |
| Cochrane c    | 3         | 0        | 0        | 0        |
| Simmons lf    | 4         | 1        | 2        | 0        |
| Foxx 1b       | 3         | 0        | 0        | 0        |
| Miller rf     | 4         | 0        | 2        | 1        |
| Dykes 3b      | 3         | 0        | 0        | 0        |
| Boley ss      | 3         | 0        | 0        | 0        |
| Ehmke p       | 1         | 0        | 0        | 0        |
| Walberg p     | 1         | 0        | 0        | 0        |
| French ph     | 1         | 0        | 0        | 0        |
| <b>Totals</b> | <b>31</b> | <b>3</b> | <b>6</b> | <b>3</b> |

Two outs when winning run scored

|              |     |     |     |   |   |   |
|--------------|-----|-----|-----|---|---|---|
| Chicago      | 000 | 200 | 000 | 2 | 8 | 1 |
| Philadelphia | 000 | 000 | 003 | 3 | 6 | 0 |

E – Hornsby. DP – Chicago 2. LOB – Chicago 6, Philadelphia 4. 2B – Cuyler, Malone, Simmons, Miller. HR – Haas (2). SB – McMillan (1). CS – English, Cuyler.

| Chicago      | ip  | h | r | er | bb | so |
|--------------|-----|---|---|----|----|----|
| Malone (L)   | 8.2 | 6 | 3 | 3  | 2  | 4  |
| Philadelphia | ip  | h | r | er | bb | so |
| Ehmke        | 3.2 | 6 | 2 | 2  | 2  | 0  |
| Walberg (W)  | 5.1 | 2 | 0 | 0  | 0  | 6  |

T – 1:42. A – 29,921

Umpires – Klem, Dinneen, Moran, Van Graflan.

# 1930 WORLD SERIES

The Athletics win back-to-back World Series for the second time, defeating St. Louis four games to two. The pitching staff allows 12 runs in the six-game series for a 1.73 ERA. George Earnshaw goes 2-0 with a 0.72 ERA in three starts and Lefty Grove picks up the other two wins, posting a 1.42 ERA in three games, two starts. Offensively, the A's hit just .197 but add six home runs. Al Simmons hits .364 with two home runs and Jimmie Foxx bats .333. Mickey Cochrane adds two home runs and Jimmy Dykes drives in a team-best five runs.

Grove tosses a complete game in Game 1, a 5-2 A's win at Philadelphia. The A's are held to just five hits in the game, including a pair of solo home runs by Simmons and Cochrane. Earnshaw fires a six-hitter in the A's 6-1 win in Game 2. Simmons has two hits and Cochrane homers again, a solo shot in the first inning. The Cardinals win Game 3 in St. Louis as Bill Hallahan shuts out the A's on seven hits in a 5-0 win. Jesse Haines four-hits the A's in a 3-1 loss in Game 4 to even the series at two games each. Earnshaw and Grove then combine on a three-hit shutout in a 2-0 win in Game 5. Foxx hits a two-run home run in the ninth inning to account for all the scoring. The series returned to Philadelphia for Game 6 and the A's win their fifth and final World Championship in Philadelphia with a 7-1 victory. Earnshaw tosses a complete-game five-hitter and Dykes and Simmons both homer.

## FINAL STATISTICS

| PLAYER        | AVG         | G        | AB         | R         | H         | TB        | 2B        | 3B       | HR       | RBI       | SH       | SF       | HP       | BB        | IBB      | SO        | SB       | CS       | DP       | E        | SLG         | OBP         |
|---------------|-------------|----------|------------|-----------|-----------|-----------|-----------|----------|----------|-----------|----------|----------|----------|-----------|----------|-----------|----------|----------|----------|----------|-------------|-------------|
| Bishop        | .222        | 6        | 18         | 5         | 4         | 4         | 0         | 0        | 0        | 0         | 0        | 0        | 1        | 7         | -        | 3         | 0        | 0        | 0        | 0        | .222        | .462        |
| Boley         | .095        | 6        | 21         | 1         | 2         | 2         | 0         | 0        | 0        | 1         | 1        | 0        | 0        | 0         | -        | 1         | 0        | 0        | 0        | 1        | .095        | .095        |
| Cochrane      | .222        | 6        | 18         | 5         | 4         | 11        | 1         | 0        | 2        | 4         | 0        | 1        | 0        | 5         | -        | 2         | 0        | 1        | 0        | 1        | .611        | .375        |
| Dykes         | .222        | 6        | 18         | 2         | 4         | 10        | 3         | 0        | 1        | 5         | 2        | 0        | 0        | 5         | -        | 3         | 0        | 0        | 0        | 1        | .556        | .391        |
| Earnshaw      | .000        | 3        | 9          | 0         | 0         | 0         | 0         | 0        | 0        | 0         | 0        | 0        | 0        | 0         | -        | 5         | 0        | 0        | 0        | 0        | .000        | .000        |
| Foxx          | .333        | 6        | 21         | 3         | 7         | 14        | 2         | 1        | 1        | 3         | 0        | 0        | 0        | 2         | -        | 4         | 0        | 0        | 1        | 0        | .667        | .391        |
| Grove         | .000        | 3        | 6          | 0         | 0         | 0         | 0         | 0        | 0        | 0         | 0        | 0        | 0        | 0         | -        | 3         | 0        | 0        | 0        | 0        | .000        | .000        |
| Haas          | .111        | 6        | 18         | 1         | 2         | 4         | 0         | 1        | 0        | 1         | 0        | 1        | 0        | 1         | -        | 3         | 0        | 1        | 1        | 0        | .222        | .150        |
| McNair        | .000        | 1        | 1          | 0         | 0         | 0         | 0         | 0        | 0        | 0         | 0        | 0        | 0        | 0         | -        | 0         | 0        | 0        | 0        | 0        | .000        | .000        |
| Miller        | .143        | 6        | 21         | 0         | 3         | 5         | 2         | 0        | 0        | 3         | 1        | 1        | 0        | 0         | -        | 4         | 0        | 0        | 0        | 0        | .238        | .136        |
| Moore         | .333        | 3        | 3          | 0         | 1         | 1         | 0         | 0        | 0        | 0         | 0        | 0        | 0        | 1         | -        | 1         | 0        | 0        | 0        | 0        | .333        | .500        |
| Shores        | -           | 1        | 0          | 0         | 0         | 0         | 0         | 0        | 0        | 0         | 0        | 0        | 0        | 1         | -        | 0         | 0        | 0        | 0        | 0        | -           | 1.000       |
| Simmons       | .364        | 6        | 22         | 4         | 8         | 16        | 2         | 0        | 2        | 4         | 0        | 0        | 0        | 2         | -        | 2         | 0        | 0        | 1        | 0        | .727        | .417        |
| Walberg       | .000        | 1        | 2          | 0         | 0         | 0         | 0         | 0        | 0        | 0         | 0        | 0        | 0        | 0         | -        | 1         | 0        | 0        | 0        | 0        | .000        | .000        |
| <b>Totals</b> | <b>.197</b> | <b>6</b> | <b>178</b> | <b>21</b> | <b>35</b> | <b>67</b> | <b>10</b> | <b>2</b> | <b>6</b> | <b>21</b> | <b>4</b> | <b>3</b> | <b>1</b> | <b>24</b> | <b>-</b> | <b>32</b> | <b>0</b> | <b>2</b> | <b>3</b> | <b>3</b> | <b>.376</b> | <b>.291</b> |

| PITCHER       | W        | L        | ERA         | G        | GS       | CG       | GF       | SHO      | SV       | IP          | H         | R         | ER        | HR       | HB       | BB        | IBB      | SO        | WP       | BK       | AVG         |
|---------------|----------|----------|-------------|----------|----------|----------|----------|----------|----------|-------------|-----------|-----------|-----------|----------|----------|-----------|----------|-----------|----------|----------|-------------|
| Earnshaw      | 2        | 0        | 0.72        | 3        | 3        | 2        | 0        | 0        | -        | 25.0        | 13        | 2         | 2         | 1        | 0        | 7         | -        | 19        | 0        | 0        | .149        |
| Grove         | 2        | 1        | 1.42        | 3        | 2        | 1        | 0        | -        | 19.0     | 15          | 5         | 3         | 0         | 0        | 3        | -         | 10       | 0         | 0        | 0        | .214        |
| Quinn         | 0        | 0        | 4.50        | 1        | 0        | 0        | 1        | 0        | -        | 2.0         | 3         | 1         | 1         | 0        | 0        | 0         | -        | 1         | 0        | 0        | .333        |
| Shores        | 0        | 0        | 13.50       | 1        | 0        | 0        | 0        | 0        | -        | 1.1         | 3         | 2         | 2         | 0        | 0        | 0         | -        | 0         | 0        | 0        | .429        |
| Walberg       | 0        | 1        | 3.86        | 1        | 1        | 0        | 0        | 0        | -        | 4.2         | 4         | 2         | 2         | 1        | 0        | 1         | -        | 3         | 0        | 0        | .235        |
| <b>Totals</b> | <b>4</b> | <b>2</b> | <b>1.73</b> | <b>6</b> | <b>6</b> | <b>4</b> | <b>2</b> | <b>1</b> | <b>-</b> | <b>52.0</b> | <b>38</b> | <b>12</b> | <b>10</b> | <b>2</b> | <b>0</b> | <b>11</b> | <b>-</b> | <b>33</b> | <b>0</b> | <b>0</b> | <b>.200</b> |

**Game 1 – October 1**  
Philadelphia 5, St. Louis 2

St. Louis  
Douthit cf  
Adams 3b  
Frisch 2b  
Bottomley 1b  
Hafey lf  
Blades rf  
Mancuso c  
Gelbert ss  
Grimes p  
Puccinelli ph  
**Totals**

| ab        | r        | h        | bi       |
|-----------|----------|----------|----------|
| 4         | 0        | 0        | 1        |
| 3         | 0        | 1        | 1        |
| 4         | 0        | 2        | 0        |
| 4         | 0        | 0        | 0        |
| 4         | 0        | 1        | 0        |
| 3         | 0        | 0        | 0        |
| 4         | 1        | 1        | 0        |
| 4         | 1        | 2        | 0        |
| 3         | 0        | 2        | 0        |
| 1         | 0        | 0        | 0        |
| <b>34</b> | <b>2</b> | <b>9</b> | <b>2</b> |

Philadelphia  
Bishop 2b  
Dykes 3b  
Cochrane c  
Simmons lf  
Foxy 1b  
Miller rf  
Boley ss  
Grove p  
**Totals**

| ab        | r        | h        | bi       |
|-----------|----------|----------|----------|
| 3         | 1        | 0        | 0        |
| 4         | 0        | 1        | 1        |
| 3         | 1        | 1        | 1        |
| 3         | 1        | 1        | 1        |
| 3         | 1        | 1        | 0        |
| 2         | 0        | 0        | 1        |
| 3         | 1        | 1        | 0        |
| 2         | 0        | 0        | 1        |
| 3         | 0        | 0        | 0        |
| <b>26</b> | <b>5</b> | <b>5</b> | <b>5</b> |

St. Louis 002 000 000 2 9 0  
Philadelphia 010 101 11x 5 5 0

**LOB** – St. Louis 8, Philadelphia 2. **2B** – Frisch, Hafey, Dykes. **3B** – Foxx, Haas. **HR** – Cochrane (1), Simmons (1). **CS** – Cochrane. **SH** – Boley. **SF** – Douthit, Adams, Miller.

| St. Louis    | ip  | h | r | er | bb | so |
|--------------|-----|---|---|----|----|----|
| Grimes (L)   | 8.0 | 5 | 5 | 5  | 3  | 6  |
| Philadelphia | ip  | h | r | er | bb | so |
| Grove (W)    | 9.0 | 9 | 2 | 2  | 1  | 5  |

T – 1:48. A – 32,295  
**Umpires** – Moriarty, Rigler, Geisel, Reardon.

**Game 2 – October 2**  
Philadelphia 6, St. Louis 1

St. Louis  
Douthit cf  
Adams 3b  
Frisch 2b  
Bottomley 1b  
Hafey lf  
Watkins rf  
Mancuso c  
Gelbert ss  
Rhem p  
Lindsey p  
Fisher ph  
Johnson p  
**Totals**

| ab        | r        | h        | bi       |
|-----------|----------|----------|----------|
| 4         | 0        | 0        | 0        |
| 4         | 0        | 1        | 0        |
| 4         | 0        | 1        | 0        |
| 4         | 0        | 0        | 0        |
| 4         | 0        | 0        | 0        |
| 4         | 1        | 1        | 1        |
| 3         | 0        | 1        | 0        |
| 3         | 0        | 1        | 0        |
| 1         | 0        | 0        | 0        |
| 1         | 0        | 1        | 0        |
| 1         | 0        | 0        | 0        |
| 0         | 0        | 0        | 0        |
| <b>33</b> | <b>1</b> | <b>6</b> | <b>1</b> |

Philadelphia  
Bishop 2b  
Dykes 3b  
Cochrane c  
Simmons lf  
Foxy 1b  
Miller rf  
Haas cf  
Boley ss  
Earnshaw p  
**Totals**

| ab        | r        | h        | bi       |
|-----------|----------|----------|----------|
| 2         | 1        | 0        | 0        |
| 3         | 0        | 1        | 2        |
| 3         | 2        | 1        | 1        |
| 4         | 2        | 2        | 1        |
| 3         | 0        | 1        | 1        |
| 4         | 0        | 1        | 1        |
| 4         | 0        | 0        | 0        |
| 4         | 1        | 1        | 0        |
| 3         | 0        | 0        | 0        |
| <b>30</b> | <b>6</b> | <b>7</b> | <b>6</b> |

St. Louis 010 000 000 1 6 2  
Philadelphia 202 200 00x 6 7 2

**E** – Rhem, Frisch, Cochrane, Boley. **DP** – St. Louis 1, Philadelphia 1. **LOB** – St. Louis 6, Philadelphia 5. **2B** – Frisch, Dykes, Simmons, Foxx. **HR** – Watkins (1), Cochrane (2). **SB** – Frisch (1). **SH** – Dykes.

| St. Louis    | ip  | h | r | er | bb | so |
|--------------|-----|---|---|----|----|----|
| Rhem (L)     | 3.1 | 7 | 6 | 4  | 2  | 3  |
| Lindsey      | 2.2 | 0 | 0 | 0  | 0  | 2  |
| Johnson      | 2.0 | 0 | 0 | 0  | 2  | 2  |
| Philadelphia | ip  | h | r | er | bb | so |
| Earnshaw (W) | 9.0 | 6 | 1 | 1  | 1  | 8  |

T – 1:47. A – 32,295  
**Umpires** – Rigler, Geisel, Reardon, Moriarty.

**Game 3 – October 4**  
St. Louis 5, Philadelphia 0

Philadelphia  
Bishop 2b  
Dykes 3b  
Cochrane c  
Simmons lf  
Foxy 1b  
Miller rf  
Haas cf  
Moore ph  
Boley ss  
Walberg p  
Shores p  
Quinn p  
McNair ph  
**Totals**

| ab        | r        | h        | bi       |
|-----------|----------|----------|----------|
| 4         | 0        | 3        | 0        |
| 4         | 0        | 0        | 0        |
| 2         | 0        | 0        | 0        |
| 4         | 0        | 2        | 0        |
| 4         | 0        | 1        | 0        |
| 4         | 0        | 0        | 0        |
| 3         | 0        | 0        | 0        |
| 1         | 0        | 1        | 0        |
| 4         | 0        | 0        | 0        |
| 2         | 0        | 0        | 0        |
| 0         | 0        | 0        | 0        |
| 0         | 0        | 0        | 0        |
| 1         | 0        | 0        | 0        |
| <b>33</b> | <b>0</b> | <b>7</b> | <b>0</b> |

St. Louis  
Douthit cf  
Adams 3b  
Frisch 2b  
Bottomley 1b  
Hafey lf  
Blades rf  
Watkins rf  
Wilson c  
Gelbert ss  
Hallahan p  
**Totals**

| ab        | r        | h         | bi       |
|-----------|----------|-----------|----------|
| 4         | 1        | 2         | 1        |
| 4         | 0        | 0         | 0        |
| 4         | 1        | 1         | 0        |
| 4         | 1        | 2         | 1        |
| 2         | 1        | 1         | 0        |
| 2         | 1        | 1         | 0        |
| 4         | 0        | 2         | 2        |
| 3         | 0        | 1         | 1        |
| 2         | 0        | 0         | 0        |
| <b>33</b> | <b>5</b> | <b>10</b> | <b>5</b> |

Philadelphia 000 000 000 0 7 0  
St. Louis 000 110 21x 5 10 0

**DP** – St. Louis 1. **LOB** – Philadelphia 11, St. Louis 5. **2B** – Simmons, Bottomley, Hafey. **HR** – Douthit (1).

| Philadelphia | ip  | h | r | er | bb | so |
|--------------|-----|---|---|----|----|----|
| Walberg (L)  | 4.2 | 4 | 2 | 2  | 1  | 3  |
| Shores       | 1.1 | 3 | 2 | 2  | 0  | 0  |
| Quinn        | 2.0 | 3 | 1 | 1  | 0  | 1  |
| St. Louis    | ip  | h | r | er | bb | so |
| Hallahan (W) | 9.0 | 7 | 0 | 0  | 5  | 6  |

Shores pitched to three batters in the seventh  
T – 1:55. A – 36,944  
**Umpires** – Geisel, Reardon, Moriarty, Rigler.

**Game 4 – October 5**  
**St. Louis 3, Philadelphia 1**

| Philadelphia  | ab        | r        | h        | bi       |
|---------------|-----------|----------|----------|----------|
| Bishop 2b     | 3         | 1        | 1        | 0        |
| Dykes 3b      | 2         | 0        | 0        | 0        |
| Cochrane c    | 4         | 0        | 0        | 0        |
| Simmons lf    | 3         | 0        | 2        | 1        |
| Foxx 1b       | 4         | 0        | 1        | 0        |
| Miller rf     | 4         | 0        | 0        | 0        |
| Haas cf       | 3         | 0        | 0        | 0        |
| Boley ss      | 4         | 0        | 0        | 0        |
| Grove p       | 3         | 0        | 0        | 0        |
| <b>Totals</b> | <b>30</b> | <b>1</b> | <b>4</b> | <b>1</b> |

| St. Louis     | ab        | r        | h        | bi       |
|---------------|-----------|----------|----------|----------|
| Douthit cf    | 4         | 0        | 0        | 0        |
| Adams 3b      | 4         | 0        | 0        | 0        |
| Frisch 2b     | 4         | 0        | 0        | 0        |
| Bottomley 1b  | 4         | 0        | 0        | 0        |
| Hafey lf      | 3         | 1        | 1        | 0        |
| Blades rf     | 3         | 1        | 0        | 0        |
| Wilson c      | 3         | 0        | 1        | 0        |
| Gelbert ss    | 2         | 1        | 2        | 1        |
| Haines p      | 2         | 0        | 1        | 1        |
| <b>Totals</b> | <b>29</b> | <b>3</b> | <b>5</b> | <b>2</b> |

|              |     |     |     |   |   |   |
|--------------|-----|-----|-----|---|---|---|
| Philadelphia | 100 | 000 | 000 | 1 | 4 | 1 |
| St. Louis    | 001 | 200 | 00x | 3 | 5 | 1 |

E – Dykes, Frisch. DP – St. Louis 1. LOB – Philadelphia 7, St. Louis 4. 2B – Hafey. 3B – Gelbert. SH – Dykes, Haines.

| Philadelphia | ip  | h | r | er | bb | so |
|--------------|-----|---|---|----|----|----|
| Grove (L)    | 8.0 | 5 | 3 | 1  | 1  | 3  |
| St. Louis    | ip  | h | r | er | bb | so |
| Haines (W)   | 9.0 | 4 | 1 | 1  | 4  | 2  |

WP – Haines.  
 T – 1:41. A – 39,946  
 Umpires – Reardon, Moriarty, Rigler, Geisel.

**Game 5 – October 6**  
**Philadelphia 2, St. Louis 0**

| Philadelphia  | ab        | r        | h        | bi       |
|---------------|-----------|----------|----------|----------|
| Bishop 2b     | 4         | 0        | 0        | 0        |
| Dykes 3b      | 3         | 0        | 0        | 0        |
| Cochrane c    | 3         | 1        | 1        | 0        |
| Simmons lf    | 4         | 0        | 0        | 0        |
| Foxx 1b       | 4         | 1        | 2        | 2        |
| Miller rf     | 4         | 0        | 0        | 0        |
| Haas cf       | 4         | 0        | 1        | 0        |
| Boley ss      | 3         | 0        | 1        | 0        |
| Earnshaw p    | 2         | 0        | 0        | 0        |
| Moore ph      | 0         | 0        | 0        | 0        |
| Grove p       | 0         | 0        | 0        | 0        |
| <b>Totals</b> | <b>31</b> | <b>2</b> | <b>5</b> | <b>2</b> |

| St. Louis     | ab        | r        | h        | bi       |
|---------------|-----------|----------|----------|----------|
| Douthit cf    | 4         | 0        | 0        | 0        |
| Adams 3b      | 4         | 0        | 1        | 0        |
| Frisch 2b     | 4         | 0        | 1        | 0        |
| Bottomley 1b  | 4         | 0        | 0        | 0        |
| Hafey lf      | 3         | 0        | 0        | 0        |
| Watkins rf    | 3         | 0        | 0        | 0        |
| Blades ph     | 0         | 0        | 0        | 0        |
| Wilson c      | 4         | 0        | 1        | 0        |
| Gelbert ss    | 2         | 0        | 0        | 0        |
| Grimes p      | 2         | 0        | 0        | 0        |
| <b>Totals</b> | <b>30</b> | <b>0</b> | <b>3</b> | <b>0</b> |

|              |     |     |     |   |   |   |
|--------------|-----|-----|-----|---|---|---|
| Philadelphia | 000 | 000 | 002 | 2 | 5 | 0 |
| St. Louis    | 000 | 000 | 000 | 0 | 3 | 1 |

E – Frisch. DP – St. Louis 1. LOB – Philadelphia 5, St. Louis 8. 2B – Wilson. HR – Foxx (1). CS – Haas. SH – Grimes.

| Philadelphia | ip  | h | r | er | bb | so |
|--------------|-----|---|---|----|----|----|
| Earnshaw     | 7.0 | 2 | 0 | 0  | 3  | 5  |
| Grove (W)    | 2.0 | 1 | 0 | 0  | 1  | 2  |
| St. Louis    | ip  | h | r | er | bb | so |
| Grimes (L)   | 9.0 | 5 | 2 | 2  | 3  | 7  |

T – 1:58. A – 38,844  
 Umpires – Moriarty, Rigler, Geisel, Reardon.

**Game 6 – October 8**  
**Philadelphia 7, St. Louis 1**

| St. Louis     | ab        | r        | h        | bi       |
|---------------|-----------|----------|----------|----------|
| Douthit cf    | 4         | 0        | 0        | 0        |
| Adams 3b      | 2         | 0        | 0        | 0        |
| High ph-3b    | 2         | 1        | 1        | 0        |
| Watkins rf    | 3         | 0        | 0        | 0        |
| Frisch 2b     | 4         | 0        | 1        | 0        |
| Hafey lf      | 4         | 0        | 2        | 1        |
| Bottomley 1b  | 2         | 0        | 0        | 0        |
| Wilson c      | 4         | 0        | 0        | 0        |
| Gelbert ss    | 3         | 0        | 0        | 0        |
| Hallahan p    | 0         | 0        | 0        | 0        |
| Fisher ph     | 1         | 0        | 1        | 0        |
| Johnson p     | 0         | 0        | 0        | 0        |
| Blades ph     | 1         | 0        | 0        | 0        |
| Lindsey p     | 0         | 0        | 0        | 0        |
| Orsatti ph    | 1         | 0        | 0        | 0        |
| Bell p        | 0         | 0        | 0        | 0        |
| <b>Totals</b> | <b>31</b> | <b>1</b> | <b>5</b> | <b>1</b> |

| Philadelphia  | ab        | r        | h        | bi       |
|---------------|-----------|----------|----------|----------|
| Bishop 2b     | 2         | 2        | 0        | 0        |
| Dykes 3b      | 2         | 2        | 2        | 2        |
| Cochrane c    | 3         | 1        | 1        | 2        |
| Simmons cf-1f | 4         | 1        | 1        | 1        |
| Foxx 1b       | 3         | 1        | 1        | 0        |
| Miller rf     | 3         | 0        | 2        | 1        |
| Moore lf      | 2         | 0        | 0        | 0        |
| Haas cf       | 1         | 0        | 0        | 1        |
| Boley ss      | 4         | 0        | 0        | 0        |
| Earnshaw p    | 4         | 0        | 0        | 0        |
| <b>Totals</b> | <b>28</b> | <b>7</b> | <b>7</b> | <b>7</b> |

|              |     |     |     |   |   |   |
|--------------|-----|-----|-----|---|---|---|
| St. Louis    | 000 | 000 | 001 | 1 | 5 | 1 |
| Philadelphia | 201 | 211 | 00x | 7 | 7 | 0 |

E – Watkins. DP – Philadelphia 1. LOB – St. Louis 6, Philadelphia 6. 2B – Hafey 2, Fisher, Dykes, Cochrane, Foxx, Miller 2. HR – Dykes (1), Simmons (2). SH – Miller. SF – Cochrane, Haas.

| St. Louis    | ip  | h | r | er | bb | so |
|--------------|-----|---|---|----|----|----|
| Hallahan (L) | 2.0 | 2 | 2 | 2  | 3  | 2  |
| Johnson      | 3.0 | 4 | 4 | 4  | 1  | 2  |
| Lindsey      | 2.0 | 1 | 1 | 1  | 1  | 0  |
| Bell         | 1.0 | 0 | 0 | 0  | 0  | 0  |
| Philadelphia | ip  | h | r | er | bb | so |
| Earnshaw (W) | 9.0 | 5 | 1 | 1  | 3  | 6  |

HBP – by Hallahan (Bishop). PB – Wilson.  
 T – 1:46. A – 32,295  
 Umpires – Rigler, Geisel, Reardon, Moriarty.



# 1931 WORLD SERIES

The A's and Cardinals meet in the World Series for the second consecutive season but the A's lose in seven games. The pitching staff posts a 2.66 ERA, including 1.88 by George Earnshaw and 2.42 by Lefty Grove, who picks up two of the A's three wins. Earnshaw and Grove both start three games each. The offense hits .220 and scores 22 runs in the seven-game series. Jimmie Foxx hits .348 and Al Simmons bats .333 with two of the A's three home runs and eight RBI.

The series opens in St. Louis and the A's take a 1-0 lead with a 6-2 win in Game 1. Grove goes the distance, allowing 12 hits, and Simmons drives in three runs, including a two-run home run in the seventh. Bill Hallahan tosses a three-hit shutout as the A's lose Game 2, 2-0. The A's then fall behind in the series with a 5-2 loss in Game 3 at Philadelphia. Burleigh Grimes no hits the A's over the first seven innings before Bing Miller singles in the eighth. Al Simmons hits a two-run home run in the ninth for the A's only runs. The A's even the series at two games each with a 3-0 win in Game 4. Earnshaw tosses a two-hit shutout and Foxx hits a solo home run in the sixth. St. Louis wins the final game in Philadelphia, 5-1, but the A's win Game 6 at St. Louis, 8-1 to force a seventh game. In the final game, Grimes again shuts down the A's in a 4-2 win. He does not allow a run over the first eight innings before yielding a pinch hit two-run single to Doc Cramer with two outs in the ninth. Max Bishop comes to the plate as the potential winning run but Hallahan relieves Grimes and gets Bishop to fly out to end the series.

## FINAL STATISTICS

| PLAYER        | AVG         | G        | AB         | R         | H         | TB        | 2B       | 3B       | HR       | RBI       | SH       | SF       | HP       | BB        | IBB      | SO        | SB       | CS       | DP       | E        | SLG         | OBP         |      |
|---------------|-------------|----------|------------|-----------|-----------|-----------|----------|----------|----------|-----------|----------|----------|----------|-----------|----------|-----------|----------|----------|----------|----------|-------------|-------------|------|
| Bishop        | .148        | 7        | 27         | 4         | 4         | 4         | 0        | 0        | 0        | 0         | 0        | 0        | 0        | 3         | -        | 5         | 0        | 0        | 0        | 0        | .148        | .233        |      |
| Boley         | .000        | 1        | 1          | 0         | 0         | 0         | 0        | 0        | 0        | 0         | 0        | 0        | 0        | 0         | -        | 1         | 0        | 0        | 0        | 0        | .000        | .000        |      |
| Cochrane      | .160        | 7        | 25         | 2         | 4         | 4         | 0        | 0        | 0        | 1         | 0        | 0        | 0        | 5         | -        | 2         | 0        | 0        | 1        | 1        | .160        | .300        |      |
| Cramer        | .500        | 2        | 2          | 0         | 1         | 1         | 0        | 0        | 0        | 2         | 0        | 0        | 0        | 0         | -        | 0         | 0        | 0        | 0        | 0        | .500        | .500        |      |
| Dykes         | .227        | 7        | 22         | 2         | 5         | 5         | 0        | 0        | 0        | 2         | 1        | 0        | 0        | 5         | -        | 1         | 0        | 0        | 1        | 0        | .227        | .370        |      |
| Earnshaw      | .000        | 3        | 8          | 0         | 0         | 0         | 0        | 0        | 0        | 0         | 0        | 0        | 0        | 0         | -        | 2         | 0        | 0        | 0        | 2        | 0           | .000        | .000 |
| Foxx          | .348        | 7        | 23         | 3         | 8         | 11        | 0        | 0        | 1        | 3         | 0        | 0        | 0        | 6         | -        | 5         | 0        | 0        | 0        | 1        | .478        | .483        |      |
| Grove         | .000        | 3        | 10         | 0         | 0         | 0         | 0        | 0        | 0        | 0         | 0        | 0        | 0        | 0         | -        | 7         | 0        | 0        | 0        | 0        | .000        | .000        |      |
| Haas          | .130        | 7        | 23         | 1         | 3         | 4         | 1        | 0        | 0        | 2         | 2        | 0        | 0        | 3         | -        | 5         | 0        | 0        | 0        | 0        | .174        | .231        |      |
| Heving        | .000        | 1        | 1          | 0         | 0         | 0         | 0        | 0        | 0        | 0         | 0        | 0        | 0        | 0         | -        | 0         | 0        | 0        | 0        | 0        | .000        | .000        |      |
| Hoyt          | .000        | 1        | 2          | 0         | 0         | 0         | 0        | 0        | 0        | 0         | 0        | 0        | 0        | 0         | -        | 0         | 0        | 0        | 0        | 0        | .000        | .000        |      |
| McNair        | .000        | 2        | 1          | 0         | 0         | 0         | 0        | 0        | 0        | 0         | 0        | 0        | 0        | 0         | -        | 1         | 0        | 0        | 0        | 0        | .000        | .000        |      |
| Miller        | .269        | 7        | 26         | 3         | 7         | 8         | 1        | 0        | 0        | 1         | 1        | 0        | 1        | 0         | -        | 4         | 0        | 0        | 0        | 0        | .308        | .296        |      |
| Moore         | .333        | 2        | 3          | 0         | 1         | 1         | 0        | 0        | 0        | 0         | 0        | 0        | 0        | 0         | -        | 1         | 0        | 0        | 0        | 0        | .333        | .333        |      |
| Simmons       | .333        | 7        | 27         | 4         | 9         | 17        | 2        | 0        | 2        | 8         | 0        | 0        | 0        | 3         | -        | 3         | 0        | 0        | 1        | 0        | .630        | .400        |      |
| Todt          | -           | 1        | 0          | 0         | 0         | 0         | 0        | 0        | 0        | 0         | 0        | 0        | 0        | 1         | -        | 0         | 0        | 0        | 0        | 0        | -           | 1.000       |      |
| Williams      | .320        | 7        | 25         | 2         | 8         | 9         | 1        | 0        | 0        | 1         | 0        | 0        | 0        | 2         | -        | 9         | 0        | 0        | 0        | 0        | .360        | .370        |      |
| <b>Totals</b> | <b>.220</b> | <b>7</b> | <b>227</b> | <b>22</b> | <b>50</b> | <b>64</b> | <b>5</b> | <b>0</b> | <b>3</b> | <b>20</b> | <b>4</b> | <b>0</b> | <b>1</b> | <b>28</b> | <b>-</b> | <b>46</b> | <b>0</b> | <b>0</b> | <b>5</b> | <b>2</b> | <b>.282</b> | <b>.309</b> |      |

| PITCHER       | W        | L        | ERA         | G        | GS       | CG       | GF       | SHO      | SV       | IP          | H         | R         | ER        | HR       | HB       | BB       | IBB      | SO        | WP       | BK       | AVG         |
|---------------|----------|----------|-------------|----------|----------|----------|----------|----------|----------|-------------|-----------|-----------|-----------|----------|----------|----------|----------|-----------|----------|----------|-------------|
| Earnshaw      | 1        | 2        | 1.88        | 3        | 3        | 2        | 0        | 1        | -        | 24.0        | 12        | 6         | 5         | 1        | 0        | 4        | -        | 20        | 1        | 0        | .148        |
| Grove         | 2        | 1        | 2.42        | 3        | 3        | 2        | 0        | 0        | -        | 26.0        | 28        | 7         | 7         | 0        | 0        | 2        | -        | 16        | 0        | 0        | .269        |
| Hoyt          | 0        | 1        | 4.50        | 1        | 1        | 0        | 0        | 0        | -        | 6.0         | 7         | 3         | 3         | 1        | 0        | 0        | -        | 1         | 0        | 0        | .292        |
| Mahaffey      | 0        | 0        | 9.00        | 1        | 0        | 0        | 1        | 0        | -        | 1.0         | 1         | 1         | 1         | 0        | 0        | 1        | -        | 0         | 0        | 0        | .250        |
| Rommel        | 0        | 0        | 9.00        | 1        | 0        | 0        | 1        | 0        | -        | 1.0         | 3         | 1         | 1         | 0        | 0        | 0        | -        | 0         | 0        | 0        | .500        |
| Walberg       | 0        | 0        | 3.00        | 2        | 0        | 0        | 1        | 0        | -        | 3.0         | 3         | 1         | 1         | 0        | 0        | 2        | -        | 4         | 0        | 0        | .300        |
| <b>Totals</b> | <b>3</b> | <b>4</b> | <b>2.66</b> | <b>7</b> | <b>7</b> | <b>4</b> | <b>3</b> | <b>1</b> | <b>-</b> | <b>61.0</b> | <b>54</b> | <b>19</b> | <b>18</b> | <b>2</b> | <b>0</b> | <b>9</b> | <b>-</b> | <b>41</b> | <b>1</b> | <b>0</b> | <b>.236</b> |

**Game 1 – October 1**  
**Philadelphia 6, St. Louis 2**

| Philadelphia  | ab        | r        | h         | bi       |
|---------------|-----------|----------|-----------|----------|
| Bishop 2b     | 5         | 1        | 1         | 0        |
| Haas cf       | 5         | 1        | 1         | 1        |
| Cochrane c    | 4         | 2        | 2         | 0        |
| Simmons lf    | 4         | 1        | 1         | 3        |
| Foxx 1b       | 4         | 0        | 2         | 2        |
| Miller rf     | 4         | 0        | 0         | 0        |
| Dykes 3b      | 3         | 0        | 2         | 0        |
| Williams ss   | 4         | 1        | 2         | 0        |
| Grove p       | 4         | 0        | 0         | 0        |
| <b>Totals</b> | <b>37</b> | <b>6</b> | <b>11</b> | <b>6</b> |

| St. Louis     | ab        | r        | h         | bi       |
|---------------|-----------|----------|-----------|----------|
| High 3b       | 4         | 0        | 1         | 0        |
| Mancuso ph    | 1         | 0        | 0         | 0        |
| Roettger rf   | 5         | 1        | 2         | 0        |
| Frisch 2b     | 4         | 1        | 2         | 0        |
| Bottomley 1b  | 4         | 0        | 1         | 1        |
| Hafey lf      | 4         | 0        | 1         | 0        |
| Martin cf     | 4         | 0        | 3         | 1        |
| Wilson c      | 4         | 0        | 0         | 0        |
| Gelbert ss    | 4         | 0        | 2         | 0        |
| Derringer p   | 2         | 0        | 0         | 0        |
| Flowers ph    | 1         | 0        | 0         | 0        |
| Johnson p     | 0         | 0        | 0         | 0        |
| Blades ph     | 1         | 0        | 0         | 0        |
| <b>Totals</b> | <b>38</b> | <b>2</b> | <b>12</b> | <b>2</b> |

|              |     |     |     |   |    |   |
|--------------|-----|-----|-----|---|----|---|
| Philadelphia | 004 | 000 | 200 | 6 | 11 | 0 |
| St. Louis    | 200 | 000 | 000 | 2 | 12 | 0 |

**DP** – Philadelphia 1, St. Louis 1. **LOB** – Philadelphia 7, St. Louis 9. **2B** – Haas, Martin, Gelbert. **HR** – Simmons (1). **SB** – Hafey (1), Martin (1).

| Philadelphia     | ip        | h        | r        | er        | bb        | so        |
|------------------|-----------|----------|----------|-----------|-----------|-----------|
| Grove (W)        | 9.0       | 12       | 2        | 2         | 0         | 7         |
| <b>St. Louis</b> | <b>ip</b> | <b>h</b> | <b>r</b> | <b>er</b> | <b>bb</b> | <b>so</b> |
| Derringer (L)    | 7.0       | 11       | 6        | 6         | 3         | 9         |
| Johnson          | 2.0       | 0        | 0        | 0         | 0         | 2         |

T – 1:55. A – 38,529  
**Umpires** – Klem, Nallin, Stark, McGowan.

**Game 2 – October 2**  
**St. Louis 2, Philadelphia 0**

| Philadelphia  | ab        | r        | h        | bi       |
|---------------|-----------|----------|----------|----------|
| Bishop 2b     | 5         | 0        | 0        | 0        |
| Haas cf       | 4         | 0        | 1        | 0        |
| Cochrane c    | 2         | 0        | 0        | 0        |
| Simmons lf    | 4         | 0        | 0        | 0        |
| Foxx 1b       | 2         | 0        | 1        | 0        |
| Miller rf     | 4         | 0        | 1        | 0        |
| Dykes 3b      | 2         | 0        | 0        | 0        |
| Williams ss   | 2         | 0        | 0        | 0        |
| Earnshaw p    | 3         | 0        | 0        | 0        |
| Moore ph      | 1         | 0        | 0        | 0        |
| <b>Totals</b> | <b>29</b> | <b>0</b> | <b>3</b> | <b>0</b> |

| St. Louis     | ab        | r        | h        | bi       |
|---------------|-----------|----------|----------|----------|
| Flowers 3b    | 4         | 0        | 0        | 0        |
| Watkins rf    | 4         | 0        | 2        | 0        |
| Frisch 2b     | 4         | 0        | 1        | 0        |
| Bottomley 1b  | 3         | 0        | 0        | 0        |
| Hafey lf      | 4         | 0        | 0        | 0        |
| Martin cf     | 3         | 2        | 2        | 0        |
| Wilson c      | 3         | 0        | 0        | 1        |
| Gelbert ss    | 2         | 0        | 1        | 1        |
| Hallahan p    | 2         | 0        | 0        | 0        |
| <b>Totals</b> | <b>29</b> | <b>2</b> | <b>6</b> | <b>2</b> |

|              |     |     |     |   |   |   |
|--------------|-----|-----|-----|---|---|---|
| Philadelphia | 000 | 000 | 000 | 0 | 3 | 0 |
| St. Louis    | 010 | 000 | 10x | 2 | 6 | 1 |

E – Wilson. **DP** – St. Louis 1. **LOB** – Philadelphia 10, St. Louis 6. **2B** – Watkins, Frisch, Martin. **SH** – Dykes, Gelbert, Hallahan. **SB** – Martin 2 (3).

| Philadelphia     | ip        | h        | r        | er        | bb        | so        |
|------------------|-----------|----------|----------|-----------|-----------|-----------|
| Earnshaw (L)     | 8.0       | 6        | 2        | 2         | 1         | 5         |
| <b>St. Louis</b> | <b>ip</b> | <b>h</b> | <b>r</b> | <b>er</b> | <b>bb</b> | <b>so</b> |
| Hallahan (W)     | 9.0       | 3        | 0        | 0         | 7         | 8         |

**WP** – Hallahan.  
T – 1:49. A – 35,947  
**Umpires** – Nallin, Stark, McGowan, Klem.

**Game 3 – October 5**  
**St. Louis 5, Philadelphia 2**

| St. Louis     | ab        | r        | h         | bi       |
|---------------|-----------|----------|-----------|----------|
| Adams 3b      | 3         | 0        | 0         | 0        |
| Flowers 3b    | 1         | 0        | 0         | 0        |
| Roettger rf   | 5         | 0        | 1         | 0        |
| Watkins pr-rf | 0         | 1        | 0         | 0        |
| Frisch 2b     | 5         | 0        | 1         | 0        |
| Bottomley 1b  | 4         | 1        | 1         | 1        |
| Hafey lf      | 5         | 1        | 1         | 0        |
| Martin cf     | 4         | 2        | 2         | 0        |
| Wilson c      | 4         | 0        | 3         | 1        |
| Gelbert ss    | 4         | 0        | 1         | 1        |
| Grimes p      | 4         | 0        | 2         | 2        |
| <b>Totals</b> | <b>39</b> | <b>5</b> | <b>12</b> | <b>5</b> |

| Philadelphia  | ab        | r        | h        | bi       |
|---------------|-----------|----------|----------|----------|
| Bishop 2b     | 3         | 0        | 0        | 0        |
| Haas cf       | 4         | 0        | 0        | 0        |
| Cochrane c    | 3         | 0        | 0        | 0        |
| McNair pr     | 0         | 1        | 0        | 0        |
| Simmons lf    | 4         | 1        | 1        | 2        |
| Foxx 1b       | 2         | 0        | 0        | 0        |
| Miller rf     | 3         | 0        | 1        | 0        |
| Dykes 3b      | 3         | 0        | 0        | 0        |
| Williams ss   | 3         | 0        | 0        | 0        |
| Grove p       | 2         | 0        | 0        | 0        |
| Cramer ph     | 1         | 0        | 0        | 0        |
| Mahaffey p    | 0         | 0        | 0        | 0        |
| <b>Totals</b> | <b>28</b> | <b>2</b> | <b>2</b> | <b>2</b> |

|              |     |     |     |   |    |   |
|--------------|-----|-----|-----|---|----|---|
| St. Louis    | 020 | 200 | 001 | 5 | 12 | 0 |
| Philadelphia | 000 | 000 | 002 | 2 | 2  | 0 |

**DP** – St. Louis 1. **LOB** – St. Louis 9, Philadelphia 3. **2B** – Roettger, Bottomley, Martin. **HR** – Simmons (2).

| St. Louis           | ip        | h        | r        | er        | bb        | so        |
|---------------------|-----------|----------|----------|-----------|-----------|-----------|
| Grimes (W)          | 9.0       | 2        | 2        | 2         | 4         | 5         |
| <b>Philadelphia</b> | <b>ip</b> | <b>h</b> | <b>r</b> | <b>er</b> | <b>bb</b> | <b>so</b> |
| Grove (L)           | 8.0       | 11       | 4        | 4         | 1         | 2         |
| Mahaffey            | 1.0       | 1        | 1        | 1         | 1         | 0         |

T – 2:10. A – 32,295  
**Umpires** – Stark, McGowan, Klem, Nallin.

**Game 4 – October 6**  
Philadelphia 3, St. Louis 0

| St. Louis     | ab        | r        | h        | bi       |
|---------------|-----------|----------|----------|----------|
| Flowers 3b    | 1         | 0        | 0        | 0        |
| High 3b       | 3         | 0        | 0        | 0        |
| Watkins rf    | 4         | 0        | 0        | 0        |
| Frisch 2b     | 3         | 0        | 0        | 0        |
| Bottomley 1b  | 3         | 0        | 0        | 0        |
| Hafey lf      | 3         | 0        | 0        | 0        |
| Martin cf     | 3         | 0        | 2        | 0        |
| Wilson c      | 3         | 0        | 0        | 0        |
| Gelbert ss    | 3         | 0        | 0        | 0        |
| Johnson p     | 2         | 0        | 0        | 0        |
| Lindsey p     | 0         | 0        | 0        | 0        |
| Collins ph    | 1         | 0        | 0        | 0        |
| Derringer p   | 0         | 0        | 0        | 0        |
| <b>Totals</b> | <b>29</b> | <b>0</b> | <b>2</b> | <b>0</b> |

| Philadelphia  | ab        | r        | h         | bi       |
|---------------|-----------|----------|-----------|----------|
| Bishop 2b     | 4         | 1        | 2         | 0        |
| Haas cf       | 3         | 0        | 1         | 0        |
| Cochrane c    | 3         | 0        | 0         | 0        |
| Simmons lf    | 4         | 0        | 2         | 1        |
| Foxx 1b       | 3         | 1        | 1         | 1        |
| Miller rf     | 4         | 1        | 1         | 0        |
| Dykes 3b      | 4         | 0        | 2         | 1        |
| Williams ss   | 4         | 0        | 1         | 0        |
| Earnshaw p    | 3         | 0        | 0         | 0        |
| <b>Totals</b> | <b>32</b> | <b>3</b> | <b>10</b> | <b>3</b> |

|              |     |     |     |   |    |   |
|--------------|-----|-----|-----|---|----|---|
| St. Louis    | 000 | 000 | 000 | 0 | 2  | 1 |
| Philadelphia | 100 | 002 | 00x | 3 | 10 | 0 |

**E** – Bottomley. **DP** – St. Louis 1. **LOB** – St. Louis 3, Philadelphia 8. **2B** – Martin, Simmons, Miller. **HR** – Foxx (1). **SH** – Haas. **SB** – Frisch (1), Martin (4).

| St. Louis    | ip  | h | r | er | bb | so |
|--------------|-----|---|---|----|----|----|
| Johnson (L)  | 5.2 | 9 | 3 | 3  | 1  | 2  |
| Lindsey      | 1.1 | 1 | 0 | 0  | 1  | 2  |
| Derringer    | 1.0 | 0 | 0 | 0  | 0  | 1  |
| Philadelphia | ip  | h | r | er | bb | so |
| Earnshaw (W) | 9.0 | 2 | 0 | 0  | 1  | 8  |

**T** – 1:58. **A** – 32,295

**Umpires** – McGowan, Klem, Nallin, Stark.

**Game 5 – October 7**  
St. Louis 5, Philadelphia 1

| St. Louis     | ab        | r        | h         | bi       |
|---------------|-----------|----------|-----------|----------|
| Adams 3b      | 1         | 0        | 1         | 0        |
| High pr-3b    | 4         | 1        | 0         | 0        |
| Watkins rf    | 3         | 1        | 0         | 0        |
| Frisch 2b     | 4         | 1        | 2         | 0        |
| Martin cf     | 4         | 1        | 3         | 4        |
| Hafey lf      | 4         | 0        | 1         | 0        |
| Bottomley 1b  | 4         | 1        | 2         | 0        |
| Wilson c      | 4         | 0        | 2         | 0        |
| Gelbert ss    | 4         | 0        | 1         | 1        |
| Hallahan p    | 4         | 0        | 0         | 0        |
| <b>Totals</b> | <b>36</b> | <b>5</b> | <b>12</b> | <b>5</b> |

| Philadelphia  | ab        | r        | h        | bi       |
|---------------|-----------|----------|----------|----------|
| Bishop 2b     | 2         | 0        | 0        | 0        |
| McNair ph-2b  | 2         | 0        | 0        | 0        |
| Haas cf       | 2         | 0        | 0        | 0        |
| Moore ph-lf   | 2         | 0        | 1        | 0        |
| Cochrane c    | 4         | 0        | 1        | 0        |
| Simmons lf    | 4         | 1        | 3        | 0        |
| Foxx 1b       | 3         | 0        | 2        | 0        |
| Miller rf     | 4         | 0        | 0        | 1        |
| Dykes 3b      | 4         | 0        | 1        | 0        |
| Williams ss   | 4         | 0        | 1        | 0        |
| Hoyt p        | 2         | 0        | 0        | 0        |
| Walberg p     | 0         | 0        | 0        | 0        |
| Heving ph     | 1         | 0        | 0        | 0        |
| Rommel p      | 0         | 0        | 0        | 0        |
| Boley ph      | 1         | 0        | 0        | 0        |
| <b>Totals</b> | <b>35</b> | <b>1</b> | <b>9</b> | <b>1</b> |

|              |     |     |     |   |    |   |
|--------------|-----|-----|-----|---|----|---|
| St. Louis    | 100 | 002 | 011 | 5 | 12 | 0 |
| Philadelphia | 000 | 000 | 100 | 1 | 9  | 0 |

**DP** – St. Louis 1, Philadelphia 1. **LOB** – St. Louis 5, Philadelphia 8. **2B** – Frisch, Simmons. **HR** – Martin (1). **SB** – Watkins (1). **CS** – Martin, Wilson.

| St. Louis    | ip  | h | r | er                         | bb | so |
|--------------|-----|---|---|----------------------------|----|----|
| Hallahan (W) | 9.0 | 9 | 1 | 1                          | 1  | 4  |
| Philadelphia | ip  | h | r | er <td>bb</td> <td>so</td> | bb | so |
| Hoyt (L)     | 6.0 | 7 | 3 | 3                          | 0  | 1  |
| Walberg      | 2.0 | 2 | 1 | 1                          | 1  | 2  |
| Rommel       | 1.0 | 3 | 1 | 1                          | 0  | 0  |

**T** – 1:56. **A** – 32,295

**Umpires** – Klem, Nallin, Stark, McGowan.

**Game 6 – October 9**  
Philadelphia 8, St. Louis 1

| Philadelphia  | ab        | r        | h        | bi       |
|---------------|-----------|----------|----------|----------|
| Bishop 2b     | 4         | 2        | 1        | 0        |
| Haas cf       | 2         | 0        | 0        | 1        |
| Cochrane c    | 5         | 0        | 1        | 1        |
| Simmons lf    | 4         | 1        | 1        | 2        |
| Foxx 1b       | 5         | 2        | 2        | 0        |
| Miller rf     | 3         | 1        | 1        | 0        |
| Dykes 3b      | 3         | 1        | 0        | 1        |
| Williams ss   | 4         | 1        | 2        | 1        |
| Grove p       | 4         | 0        | 0        | 0        |
| <b>Totals</b> | <b>34</b> | <b>8</b> | <b>8</b> | <b>6</b> |

| St. Louis     | ab        | r        | h        | bi       |
|---------------|-----------|----------|----------|----------|
| Flowers 3b    | 4         | 1        | 1        | 0        |
| Roettger rf   | 4         | 0        | 1        | 0        |
| Frisch 2b     | 4         | 0        | 1        | 1        |
| Martin cf     | 3         | 0        | 0        | 0        |
| Hafey lf      | 4         | 0        | 1        | 0        |
| Bottomley 1b  | 4         | 0        | 0        | 0        |
| Wilson c      | 3         | 0        | 0        | 0        |
| Mancuso c     | 0         | 0        | 0        | 0        |
| Gelbert ss    | 3         | 0        | 1        | 0        |
| Derringer p   | 0         | 0        | 0        | 0        |
| Johnson p     | 0         | 0        | 0        | 0        |
| Blades ph     | 1         | 0        | 0        | 0        |
| Lindsey p     | 0         | 0        | 0        | 0        |
| Collins ph    | 1         | 0        | 0        | 0        |
| Rhem p        | 0         | 0        | 0        | 0        |
| <b>Totals</b> | <b>31</b> | <b>1</b> | <b>5</b> | <b>1</b> |

|              |     |     |     |   |   |   |
|--------------|-----|-----|-----|---|---|---|
| Philadelphia | 000 | 040 | 400 | 8 | 8 | 1 |
| St. Louis    | 000 | 001 | 000 | 1 | 5 | 2 |

**E** – Cochrane, Flowers, Hafey. **DP** – Philadelphia 1, St. Louis 1. **LOB** – Philadelphia 8, St. Louis 5. **2B** – Williams, Flowers. **SH** – Haas, Miller, Derringer.

| Philadelphia  | ip  | h | r | er | bb | so |
|---------------|-----|---|---|----|----|----|
| Grove (W)     | 9.0 | 5 | 1 | 1  | 1  | 7  |
| St. Louis     | ip  | h | r | er | bb | so |
| Derringer (L) | 4.2 | 3 | 4 | 0  | 4  | 4  |
| Johnson       | 1.1 | 1 | 0 | 0  | 0  | 2  |
| Lindsey       | 2.0 | 3 | 4 | 2  | 2  | 0  |
| Rhem          | 1.0 | 1 | 0 | 0  | 0  | 1  |

**WP** – Derringer. **HBP** – by Lindsey (Miller).

**T** – 1:57. **A** – 39,401

**Umpires** – Nallin, Stark, McGowan, Klem.

**Game 7 – October 10**  
**St. Louis 4, Philadelphia 2**

| Philadelphia  | ab        | r        | h        | bi       |
|---------------|-----------|----------|----------|----------|
| Bishop 2b     | 4         | 0        | 0        | 0        |
| Haas cf       | 3         | 0        | 0        | 0        |
| Cochrane c    | 4         | 0        | 0        | 0        |
| Simmons lf    | 3         | 0        | 1        | 0        |
| Foxx 1b       | 4         | 0        | 0        | 0        |
| Miller rf     | 4         | 1        | 3        | 0        |
| Dykes 3b      | 3         | 1        | 0        | 0        |
| Williams ss   | 4         | 0        | 2        | 0        |
| Earnshaw p    | 2         | 0        | 0        | 0        |
| Tody ph       | 0         | 0        | 0        | 0        |
| Walberg p     | 0         | 0        | 0        | 0        |
| Cramer ph     | 1         | 0        | 1        | 2        |
| <b>Totals</b> | <b>32</b> | <b>2</b> | <b>7</b> | <b>2</b> |

| St. Louis     | ab        | r        | h        | bi       |
|---------------|-----------|----------|----------|----------|
| High 3b       | 4         | 2        | 3        | 0        |
| Watkins rf    | 3         | 2        | 2        | 2        |
| Frisch 2b     | 3         | 0        | 0        | 0        |
| Martin cf     | 3         | 0        | 0        | 0        |
| Orsatti lf    | 3         | 0        | 0        | 0        |
| Bottomley 1b  | 3         | 0        | 0        | 0        |
| Wilson c      | 2         | 0        | 0        | 0        |
| Gelbert ss    | 3         | 0        | 0        | 0        |
| Grimes p      | 3         | 0        | 0        | 0        |
| Hallahan p    | 0         | 0        | 0        | 0        |
| <b>Totals</b> | <b>27</b> | <b>4</b> | <b>5</b> | <b>2</b> |

|              |     |     |     |   |   |   |
|--------------|-----|-----|-----|---|---|---|
| Philadelphia | 000 | 000 | 002 | 2 | 7 | 1 |
| St. Louis    | 202 | 000 | 00x | 4 | 5 | 0 |

**E** – Foxx. **DP** – Philadelphia 1, St. Louis 1.  
**LOB** – Philadelphia 8, St. Louis 3. **HR** – Watkins (1). **SH** – Frisch. **SB** – Martin (5).

| Philadelphia | ip  | h | r | er | bb | so |
|--------------|-----|---|---|----|----|----|
| Earnshaw (L) | 7.0 | 4 | 4 | 3  | 2  | 7  |
| Walberg      | 1.0 | 1 | 0 | 0  | 1  | 2  |
| St. Louis    | ip  | h | r | er | bb | so |
| Grimes (W)   | 8.2 | 7 | 2 | 2  | 5  | 6  |
| Hallahan     | 0.1 | 0 | 0 | 0  | 0  | 0  |

**WP** – Earnshaw.

**T** – 1:57. **A** – 20,805

**Umpires** – Stark, McGowan, Klem, Nallin.

# 1971 ALCS

In their first trip to the ALCS, the Oakland A's ran into the defending World Champion Baltimore Orioles, losing in three straight games. Touted A's pitchers Vida Blue and Jim "Catfish" Hunter ran into problems during the series, leading to the A's downfall. Offensively, the A's got solid performances out of third baseman Sal Bando and right fielder Reggie Jackson, who hit .364 and .333 respectively.

In Game 1, Vida Blue took a 3-1 lead into the bottom of the seventh before allowing a RBI single to Mark Belanger, a RBI double by Curt Motton and a two-run double by Paul Blair. ALCS MVP Mike Cuellar tossed a complete game six-hitter to defeat the A's in Game 2. Jim Hunter also went the distance for the A's, allowing seven hits, including four home runs. In Game 3, Reggie Jackson homered twice and Sal Bando once but that was the A's only scoring as Jim Palmer tossed a complete game seven-hitter.

## FINAL STATISTICS

| PLAYER        | AVG         | G        | AB        | R        | H         | TB        | 2B       | 3B       | HR       | RBI      | SH       | SF       | HP       | BB       | IBB      | SO        | SB       | CS       | DP       | E        | SLG         | OBP         |
|---------------|-------------|----------|-----------|----------|-----------|-----------|----------|----------|----------|----------|----------|----------|----------|----------|----------|-----------|----------|----------|----------|----------|-------------|-------------|
| Bando         | .364        | 3        | 11        | 3        | 4         | 9         | 2        | 0        | 1        | 1        | 0        | 0        | 0        | 1        | 0        | 0         | 0        | 0        | 1        | 0        | .818        | .417        |
| Blefary       | .000        | 1        | 1         | 0        | 0         | 0         | 0        | 0        | 0        | 0        | 0        | 0        | 0        | 0        | 0        | 1         | 0        | 0        | 0        | 0        | .000        | .000        |
| Blue          | .000        | 1        | 3         | 0        | 0         | 0         | 0        | 0        | 0        | 0        | 0        | 0        | 0        | 0        | 0        | 3         | 0        | 0        | 0        | 0        | .000        | .000        |
| Campaneris    | .167        | 3        | 12        | 0        | 2         | 3         | 1        | 0        | 0        | 0        | 0        | 0        | 0        | 0        | 0        | 1         | 0        | 1        | 0        | 0        | .250        | .167        |
| Davis         | .375        | 3        | 8         | 1        | 3         | 4         | 1        | 0        | 0        | 0        | 1        | 0        | 0        | 0        | 0        | 0         | 0        | 1        | 0        | 0        | .500        | .375        |
| Duncan        | .500        | 2        | 6         | 0        | 3         | 4         | 1        | 0        | 2        | 0        | 0        | 0        | 0        | 0        | 0        | 0         | 1        | 0        | 0        | 0        | .667        | .500        |
| Epstein       | .200        | 2        | 5         | 0        | 1         | 1         | 0        | 0        | 0        | 0        | 0        | 0        | 0        | 0        | 0        | 3         | 0        | 0        | 0        | 0        | .200        | .200        |
| Green         | .286        | 3        | 7         | 0        | 2         | 2         | 0        | 0        | 0        | 0        | 1        | 0        | 0        | 1        | 0        | 1         | 0        | 0        | 1        | 0        | .286        | .375        |
| Hegan         | .000        | 1        | 1         | 0        | 0         | 0         | 0        | 0        | 0        | 0        | 0        | 0        | 0        | 0        | 0        | 1         | 0        | 0        | 0        | 0        | .000        | .000        |
| Hunter        | .000        | 1        | 3         | 0        | 0         | 0         | 0        | 0        | 0        | 0        | 0        | 0        | 0        | 0        | 0        | 1         | 0        | 0        | 0        | 0        | .000        | .000        |
| Jackson       | .333        | 3        | 12        | 2        | 4         | 11        | 1        | 0        | 2        | 2        | 0        | 0        | 0        | 0        | 0        | 1         | 0        | 0        | 0        | 0        | .917        | .333        |
| Mangual       | .167        | 3        | 12        | 1        | 2         | 5         | 1        | 1        | 0        | 2        | 0        | 0        | 0        | 0        | 0        | 1         | 0        | 0        | 1        | 0        | .417        | .167        |
| Monday        | .000        | 1        | 3         | 0        | 0         | 0         | 0        | 0        | 0        | 0        | 0        | 0        | 0        | 1        | 0        | 2         | 0        | 0        | 0        | 0        | .000        | .250        |
| Rudi          | .143        | 2        | 7         | 0        | 1         | 2         | 1        | 0        | 0        | 0        | 0        | 0        | 0        | 1        | 0        | 0         | 0        | 0        | 0        | 0        | .286        | .250        |
| Segui         | .000        | 1        | 2         | 0        | 0         | 0         | 0        | 0        | 0        | 0        | 0        | 0        | 0        | 0        | 0        | 0         | 0        | 0        | 0        | 0        | .000        | .000        |
| Tenace        | .000        | 1        | 3         | 0        | 0         | 0         | 0        | 0        | 0        | 0        | 0        | 0        | 0        | 1        | 0        | 1         | 0        | 0        | 0        | 0        | .000        | .250        |
| <b>Totals</b> | <b>.229</b> | <b>3</b> | <b>96</b> | <b>7</b> | <b>22</b> | <b>41</b> | <b>8</b> | <b>1</b> | <b>3</b> | <b>7</b> | <b>2</b> | <b>0</b> | <b>0</b> | <b>5</b> | <b>0</b> | <b>16</b> | <b>0</b> | <b>3</b> | <b>3</b> | <b>0</b> | <b>.427</b> | <b>.267</b> |

| PITCHER       | W        | L        | ERA         | G        | GS       | CG       | GF       | SHO      | SV       | IP          | H         | R         | ER        | HR       | HB       | BB        | IBB      | SO        | WP       | BK       | AVG         |
|---------------|----------|----------|-------------|----------|----------|----------|----------|----------|----------|-------------|-----------|-----------|-----------|----------|----------|-----------|----------|-----------|----------|----------|-------------|
| Blue          | 0        | 1        | 6.43        | 1        | 1        | 0        | 0        | 0        | 0        | 7.0         | 7         | 5         | 5         | 0        | 0        | 2         | 0        | 8         | 0        | 0        | .259        |
| Fingers       | 0        | 0        | 7.71        | 2        | 0        | 0        | 1        | 0        | 0        | 2.1         | 2         | 2         | 2         | 0        | 0        | 1         | 0        | 2         | 0        | 0        | .250        |
| Grant         | 0        | 0        | 0.00        | 1        | 0        | 0        | 1        | 0        | 0        | 2.0         | 3         | 0         | 0         | 0        | 0        | 0         | 0        | 2         | 0        | 0        | .333        |
| Hunter        | 0        | 1        | 5.63        | 1        | 1        | 1        | 0        | 0        | 0        | 8.0         | 7         | 5         | 5         | 4        | 0        | 2         | 0        | 6         | 0        | 0        | .233        |
| Knowles       | 0        | 0        | 0.00        | 1        | 0        | 0        | 0        | 0        | 0        | 0.1         | 1         | 0         | 0         | 0        | 0        | 0         | 0        | 0         | 1        | 0        | .500        |
| Locker        | 0        | 0        | 0.00        | 1        | 0        | 0        | 0        | 0        | 0        | 0.2         | 0         | 0         | 0         | 0        | 0        | 2         | 0        | 0         | 0        | 0        | .000        |
| Segui         | 0        | 1        | 5.79        | 1        | 1        | 0        | 0        | 0        | 0        | 4.2         | 6         | 3         | 3         | 0        | 0        | 6         | 2        | 4         | 0        | 0        | .333        |
| <b>Totals</b> | <b>0</b> | <b>3</b> | <b>5.40</b> | <b>3</b> | <b>3</b> | <b>1</b> | <b>2</b> | <b>0</b> | <b>0</b> | <b>25.0</b> | <b>26</b> | <b>15</b> | <b>15</b> | <b>4</b> | <b>0</b> | <b>13</b> | <b>2</b> | <b>22</b> | <b>1</b> | <b>0</b> | <b>.274</b> |

**Game 1 — October 3**  
Baltimore 5, Oakland 3

| Oakland       | ab        | r        | h        | bi       |
|---------------|-----------|----------|----------|----------|
| Campaneris ss | 4         | 0        | 1        | 0        |
| Rudi lf       | 4         | 0        | 1        | 0        |
| Jackson cf    | 4         | 0        | 0        | 0        |
| Davis 1b      | 4         | 1        | 1        | 0        |
| Bando 3b      | 4         | 1        | 2        | 0        |
| Mangual cf    | 4         | 1        | 2        | 2        |
| Duncan c      | 3         | 0        | 2        | 1        |
| Epstein ph    | 1         | 0        | 0        | 0        |
| Green 2b      | 1         | 0        | 0        | 0        |
| Blue p        | 3         | 0        | 0        | 0        |
| Fingers p     | 0         | 0        | 0        | 0        |
| <b>Totals</b> | <b>32</b> | <b>3</b> | <b>9</b> | <b>3</b> |

| Baltimore      | ab        | r        | h        | bi       |
|----------------|-----------|----------|----------|----------|
| Blair cf       | 4         | 0        | 1        | 2        |
| Johnson 2b     | 4         | 1        | 1        | 0        |
| Rettenmund lf  | 4         | 0        | 1        | 1        |
| F. Robinson rf | 3         | 1        | 0        | 0        |
| Powell 1b      | 4         | 0        | 1        | 0        |
| B. Robinson 3b | 3         | 1        | 1        | 0        |
| Etchebarren c  | 3         | 0        | 0        | 0        |
| Belanger ss    | 2         | 1        | 1        | 1        |
| McNally p      | 2         | 0        | 0        | 0        |
| Motton ph      | 1         | 0        | 1        | 1        |
| Palmer pr      | 0         | 1        | 0        | 0        |
| Watt p         | 0         | 0        | 0        | 0        |
| <b>Totals</b>  | <b>30</b> | <b>5</b> | <b>7</b> | <b>5</b> |

|           |     |     |     |   |   |   |
|-----------|-----|-----|-----|---|---|---|
| Oakland   | 020 | 100 | 000 | 3 | 9 | 0 |
| Baltimore | 000 | 100 | 40x | 5 | 7 | 1 |

E – Johnson. DP – Oakland 1, Baltimore 2. LOB – Oakland 4, Baltimore 3. 2B – Rudi, Bando, Duncan, Mangual, Johnson, Rettenmund, Motton, Blair, Campaneris. 3B – Mangual. S – Green.

| Oakland     | ip  | h | r | er | bb | so |
|-------------|-----|---|---|----|----|----|
| Blue (L)    | 7.0 | 7 | 5 | 5  | 2  | 8  |
| Fingers     | 1.0 | 0 | 0 | 0  | 0  | 1  |
| Baltimore   | ip  | h | r | er | bb | so |
| McNally (W) | 7.0 | 7 | 3 | 3  | 1  | 5  |
| Watt (S)    | 2.0 | 2 | 0 | 0  | 0  | 1  |

T – 2:23. A – 42,621

Umpires – Soar, Napp, DiMuro, O'Donnell, Luciano, Kunkel.

**Game 2 — October 4**  
Baltimore 5, Oakland 1

| Oakland       | ab        | r        | h        | bi       |
|---------------|-----------|----------|----------|----------|
| Campaneris ss | 4         | 0        | 1        | 0        |
| Rudi lf       | 3         | 0        | 0        | 0        |
| Jackson rf    | 4         | 0        | 1        | 0        |
| Davis 1b      | 3         | 0        | 1        | 0        |
| Bando 3b      | 4         | 1        | 1        | 0        |
| Mangual cf    | 4         | 0        | 0        | 0        |
| Duncan c      | 3         | 0        | 1        | 1        |
| Green 2b      | 3         | 0        | 1        | 0        |
| Hunter p      | 3         | 0        | 0        | 0        |
| <b>Totals</b> | <b>31</b> | <b>1</b> | <b>6</b> | <b>1</b> |

| Baltimore        | ab        | r        | h        | bi       |
|------------------|-----------|----------|----------|----------|
| Buford lf        | 3         | 0        | 0        | 0        |
| Blair cf         | 0         | 0        | 0        | 0        |
| Johnson 2b       | 3         | 1        | 0        | 0        |
| Powell 1b        | 4         | 2        | 2        | 3        |
| F. Robinson rf   | 4         | 0        | 0        | 0        |
| Rettenmund cf-lf | 4         | 0        | 1        | 0        |
| B. Robinson 3b   | 3         | 1        | 1        | 1        |
| Hendricks c      | 3         | 1        | 2        | 1        |
| Belanger ss      | 3         | 0        | 0        | 0        |
| Cuellar p        | 3         | 0        | 1        | 0        |
| <b>Totals</b>    | <b>30</b> | <b>5</b> | <b>7</b> | <b>5</b> |

|           |     |     |     |   |   |   |
|-----------|-----|-----|-----|---|---|---|
| Oakland   | 000 | 100 | 000 | 1 | 6 | 0 |
| Baltimore | 011 | 000 | 12x | 5 | 7 | 0 |

LOB – Oakland 5, Baltimore 3. 2B – Davis, Bando, Jackson. HR – B. Robinson, Powell 2, Hendricks. S – Davis.

| Oakland     | ip  | h | r | er | bb | so |
|-------------|-----|---|---|----|----|----|
| Hunter (L)  | 8.0 | 7 | 5 | 5  | 2  | 6  |
| Baltimore   | ip  | h | r | er | bb | so |
| Cuellar (W) | 9.0 | 6 | 1 | 1  | 1  | 1  |

2

T – 2:04. A – 35,003

Umpires – Napp, O'Donnell, Luciano, DiMuro, Kunkel, Soar.

**Game 3 — October 5**  
Baltimore 5, Oakland 3

| Baltimore        | ab        | r        | h         | bi       |
|------------------|-----------|----------|-----------|----------|
| Buford lf        | 4         | 1        | 3         | 0        |
| Rettenmund pr-lf | 0         | 0        | 0         | 0        |
| Blair cf         | 5         | 1        | 2         | 0        |
| Powell 1b        | 2         | 2        | 0         | 0        |
| F. Robinson rf   | 5         | 1        | 1         | 1        |
| Hendricks c      | 1         | 0        | 0         | 1        |
| Etchebarren ph-c | 2         | 0        | 0         | 0        |
| B. Robinson 3b   | 5         | 0        | 2         | 2        |
| Johnson 2b       | 3         | 0        | 2         | 0        |
| Belanger ss      | 3         | 0        | 1         | 0        |
| Palmer p         | 5         | 0        | 1         | 0        |
| <b>Totals</b>    | <b>35</b> | <b>5</b> | <b>12</b> | <b>4</b> |

| Oakland       | ab        | r        | h        | bi       |
|---------------|-----------|----------|----------|----------|
| Campaneris ss | 4         | 0        | 0        | 0        |
| Monday cf     | 3         | 0        | 0        | 0        |
| Jackson rf    | 4         | 2        | 3        | 2        |
| Epstein 1b    | 4         | 0        | 1        | 0        |
| Bando 3b      | 3         | 1        | 1        | 1        |
| Mangual lf    | 4         | 0        | 0        | 0        |
| Tenace c      | 3         | 0        | 0        | 0        |
| Green 2b      | 3         | 0        | 1        | 0        |
| Hegan ph      | 1         | 0        | 0        | 0        |
| Segui p       | 2         | 0        | 0        | 0        |
| Fingers p     | 0         | 0        | 0        | 0        |
| Knowles p     | 0         | 0        | 0        | 0        |
| Locker p      | 0         | 0        | 0        | 0        |
| Davis ph      | 1         | 0        | 1        | 0        |
| Grant p       | 0         | 0        | 0        | 0        |
| Blafery ph    | 1         | 0        | 0        | 0        |
| <b>Totals</b> | <b>33</b> | <b>3</b> | <b>7</b> | <b>3</b> |

|           |     |     |     |   |    |   |
|-----------|-----|-----|-----|---|----|---|
| Baltimore | 100 | 020 | 200 | 5 | 12 | 0 |
| Oakland   | 001 | 001 | 010 | 3 | 7  | 0 |

DP – Baltimore 1, Oakland 3. LOB – Baltimore 13, Oakland 6. 2B – Johnson, F. Robinson, B. Robinson. 3B – Buford. HR – Jackson 2, Bando. SF – Hendricks.

| Baltimore  | ip  | h | r | er | bb | so |
|------------|-----|---|---|----|----|----|
| Palmer (W) | 9.0 | 7 | 3 | 3  | 3  | 8  |
| Oakland    | ip  | h | r | er | bb | so |
| Segui (L)  | 4.2 | 6 | 3 | 3  | 6  | 4  |
| Fingers    | 1.1 | 2 | 2 | 2  | 1  | 1  |
| Knowles    | 0.1 | 1 | 0 | 0  | 0  | 0  |
| Locker     | 0.2 | 0 | 0 | 0  | 2  | 0  |
| Grant      | 2.0 | 3 | 0 | 0  | 0  | 0  |

2

Fingers pitched to 2 batters in the 7th.

WP – Palmer, Knowles.

T – 2:49. A – 33,176

Umpires – DiMuro, Luciano, Soar, Kunkel, O'Donnell, Napp.

# 1972 ALCS

Forty-one years after the Philadelphia Athletics won the American League Pennant, the Oakland A's recorded the organization's next pennant with a hard fought three games to two triumph over Detroit. It was the first time in the four-year history of the ALCS that the playoffs had gone more than three games. The A's used superb pitching, scoring just a total of 13 runs in the five games, but allowing only 10. The series also saw a near brawl between Tigers manager Billy Martin and A's shortstop Campy Campaneris, who threw his bat at Tiger hurler Lerrin LaGrow after being hit by a pitch.

In Game 1, the Tigers scored a run in the top of the 11th inning on an Al Kaline home run to take a 2-1 lead but Gonzalo Marquez tied the game in the bottom of the inning on a pinch-hit RBI single. A Kaline throwing error on the play allowed Gene Tenace to score the winning run. ALCS MVP Blue Moon Odom tossed a three-hit shutout in a 5-0 A's win in Game 2. Campaneris had three hits, two runs and two steals but was suspended for the remainder of the playoffs by American League President Joe Cronin after the bat throwing incident. Joe Coleman blanked the A's 3-0 on seven hits in Game 3 and the Tigers won 4-3 in 10 innings in Game 4. The A's scored two runs in the top of the 10th for a 3-1 lead but the Tigers scored three times in the bottom of the 10th, including the game-winning single by Jim Northrup. In Game 5, Vida Blue pitched four innings of shutout relief to pick up the save for Odom. Gene Tenace's two-out RBI single in the fourth inning scored George Hendrick with the winning run.

## FINAL STATISTICS

| PLAYER        | AVG         | G        | AB         | R         | H         | TB        | 2B       | 3B       | HR       | RBI       | SH       | SF       | HP       | BB        | IBB      | SO        | SB       | CS       | DP       | E        | SLG         | OBP         |
|---------------|-------------|----------|------------|-----------|-----------|-----------|----------|----------|----------|-----------|----------|----------|----------|-----------|----------|-----------|----------|----------|----------|----------|-------------|-------------|
| Alou          | .381        | 5        | 21         | 2         | 8         | 12        | 4        | 0        | 0        | 2         | 1        | 0        | 1        | 0         | 0        | 2         | 1        | 1        | 1        | 0        | .571        | .409        |
| Bando         | .200        | 5        | 20         | 0         | 4         | 4         | 0        | 0        | 0        | 2         | 0        | 0        | 0        | 0         | 0        | 3         | 0        | 0        | 0        | 0        | .200        | .200        |
| Blue          | .000        | 4        | 1          | 0         | 0         | 0         | 0        | 0        | 0        | 0         | 0        | 0        | 0        | 0         | 0        | 0         | 0        | 0        | 0        | 0        | .000        | .000        |
| Campaneris    | .429        | 2        | 7          | 3         | 3         | 3         | 0        | 0        | 0        | 0         | 0        | 0        | 1        | 1         | 0        | 0         | 2        | 0        | 0        | 0        | .429        | .556        |
| Cullen        | .000        | 2        | 1          | 0         | 0         | 0         | 0        | 0        | 0        | 0         | 0        | 0        | 0        | 0         | 0        | 0         | 0        | 0        | 0        | 0        | .000        | .000        |
| Duncan        | .000        | 2        | 2          | 0         | 0         | 0         | 0        | 0        | 0        | 0         | 0        | 0        | 0        | 1         | 0        | 1         | 0        | 0        | 0        | 0        | .000        | .333        |
| Epstein       | .188        | 5        | 16         | 1         | 3         | 6         | 0        | 0        | 1        | 1         | 0        | 0        | 1        | 4         | 0        | 5         | 1        | 0        | 0        | 0        | .375        | .381        |
| Fingers       | .000        | 3        | 1          | 0         | 0         | 0         | 0        | 0        | 0        | 0         | 0        | 0        | 0        | 0         | 0        | 0         | 0        | 0        | 0        | 0        | .000        | .000        |
| Green         | .125        | 5        | 8          | 0         | 1         | 2         | 1        | 0        | 0        | 0         | 0        | 0        | 0        | 0         | 0        | 0         | 0        | 0        | 1        | 0        | .250        | .125        |
| Hegan         | .000        | 3        | 1          | 1         | 0         | 0         | 0        | 0        | 0        | 0         | 0        | 0        | 0        | 0         | 0        | 0         | 0        | 0        | 0        | 0        | .000        | .000        |
| Hendrick      | .143        | 5        | 7          | 2         | 1         | 1         | 0        | 0        | 0        | 0         | 0        | 0        | 0        | 0         | 0        | 1         | 0        | 0        | 0        | 0        | .143        | .143        |
| Holtzman      | .000        | 1        | 1          | 0         | 0         | 0         | 0        | 0        | 0        | 0         | 0        | 0        | 0        | 0         | 0        | 1         | 0        | 0        | 0        | 0        | .000        | .000        |
| Hunter        | .167        | 2        | 6          | 0         | 1         | 1         | 0        | 0        | 0        | 0         | 0        | 0        | 0        | 0         | 0        | 2         | 0        | 0        | 0        | 0        | .167        | .167        |
| Jackson       | .278        | 5        | 18         | 1         | 5         | 6         | 1        | 0        | 0        | 2         | 0        | 0        | 0        | 1         | 0        | 6         | 2        | 0        | 0        | 1        | .333        | .316        |
| Kubiak        | .500        | 4        | 4          | 0         | 2         | 2         | 0        | 0        | 0        | 1         | 0        | 0        | 0        | 0         | 0        | 0         | 0        | 0        | 0        | 0        | .500        | .500        |
| Mangual       | .000        | 3        | 3          | 0         | 0         | 0         | 0        | 0        | 0        | 0         | 0        | 0        | 0        | 0         | 0        | 1         | 0        | 0        | 0        | 0        | .000        | .000        |
| Marquez       | .667        | 3        | 3          | 1         | 2         | 2         | 0        | 0        | 0        | 1         | 0        | 0        | 0        | 0         | 0        | 0         | 0        | 0        | 0        | 0        | .667        | .667        |
| Maxvill       | .125        | 5        | 8          | 0         | 1         | 1         | 0        | 0        | 0        | 0         | 0        | 0        | 1        | 0         | 0        | 2         | 1        | 0        | 0        | 0        | .125        | .222        |
| Mincher       | .000        | 1        | 1          | 0         | 0         | 0         | 0        | 0        | 0        | 0         | 0        | 0        | 0        | 0         | 0        | 1         | 0        | 0        | 0        | 0        | .000        | .000        |
| Odom          | .250        | 3        | 4          | 0         | 1         | 2         | 1        | 0        | 0        | 1         | 0        | 0        | 0        | 0         | 0        | 1         | 0        | 0        | 0        | 0        | .500        | .250        |
| Rudi          | .250        | 5        | 20         | 1         | 5         | 6         | 1        | 0        | 0        | 2         | 0        | 1        | 0        | 1         | 0        | 4         | 0        | 0        | 0        | 0        | .300        | .273        |
| Tenace        | .059        | 5        | 17         | 1         | 1         | 1         | 0        | 0        | 0        | 1         | 0        | 0        | 0        | 3         | 0        | 5         | 0        | 1        | 0        | 1        | .059        | .200        |
| <b>Totals</b> | <b>.224</b> | <b>5</b> | <b>170</b> | <b>13</b> | <b>38</b> | <b>49</b> | <b>8</b> | <b>0</b> | <b>1</b> | <b>10</b> | <b>4</b> | <b>1</b> | <b>3</b> | <b>12</b> | <b>0</b> | <b>35</b> | <b>7</b> | <b>2</b> | <b>2</b> | <b>3</b> | <b>.288</b> | <b>.285</b> |

| PITCHER       | W        | L        | ERA         | G        | GS       | CG       | GF       | SHO      | SV       | IP          | H         | R         | ER       | HR       | HB       | BB        | IBB      | SO        | WP       | BK       | AVG         |
|---------------|----------|----------|-------------|----------|----------|----------|----------|----------|----------|-------------|-----------|-----------|----------|----------|----------|-----------|----------|-----------|----------|----------|-------------|
| Blue          | 0        | 0        | 0.00        | 4        | 0        | 0        | 1        | 0        | 1        | 5.1         | 4         | 0         | 0        | 0        | 0        | 1         | 1        | 5         | 0        | 0        | .200        |
| Fingers       | 1        | 0        | 1.69        | 3        | 0        | 0        | 1        | 0        | 0        | 5.1         | 4         | 1         | 1        | 1        | 0        | 1         | 0        | 3         | 0        | 0        | .250        |
| Hamilton      | 0        | 0        | 0.00        | 1        | 0        | 0        | 1        | 0        | 0        | 0.0         | 1         | 0         | 0        | 0        | 0        | 1         | 0        | 0         | 0        | 0        | 1.000       |
| Holtzman      | 0        | 1        | 4.50        | 1        | 1        | 0        | 0        | 0        | 0        | 4.0         | 4         | 2         | 2        | 0        | 0        | 2         | 0        | 2         | 0        | 0        | .267        |
| Horlen        | 0        | 1        | INF         | 1        | 0        | 0        | 0        | 0        | 0        | 0.0         | 0         | 1         | 1        | 0        | 0        | 1         | 0        | 0         | 1        | 0        | .000        |
| Hunter        | 0        | 0        | 1.17        | 2        | 2        | 0        | 0        | 0        | 0        | 15.1        | 10        | 2         | 2        | 2        | 0        | 5         | 1        | 9         | 0        | 0        | .185        |
| Locker        | 0        | 0        | 13.50       | 2        | 0        | 0        | 1        | 0        | 0        | 2.0         | 4         | 3         | 3        | 1        | 0        | 0         | 0        | 1         | 0        | 0        | .444        |
| Odom          | 2        | 0        | 0.00        | 2        | 2        | 1        | 0        | 1        | 0        | 14.0        | 5         | 1         | 0        | 0        | 0        | 2         | 0        | 5         | 1        | 0        | .109        |
| <b>Totals</b> | <b>3</b> | <b>2</b> | <b>1.76</b> | <b>5</b> | <b>5</b> | <b>1</b> | <b>4</b> | <b>1</b> | <b>1</b> | <b>46.0</b> | <b>32</b> | <b>10</b> | <b>9</b> | <b>4</b> | <b>0</b> | <b>13</b> | <b>2</b> | <b>25</b> | <b>2</b> | <b>0</b> | <b>.198</b> |



**Game 1 — October 7**  
Oakland 3, Detroit 2 (11)

**Game 2 — October 8**  
Oakland 5, Detroit 0

**Game 3 — October 10**  
Detroit 3, Oakland 0

| Detroit        | ab        | r        | h        | bi       |
|----------------|-----------|----------|----------|----------|
| McAuliffe 2b   | 5         | 0        | 0        | 0        |
| Kaline rf      | 5         | 1        | 1        | 1        |
| Sims c         | 5         | 0        | 2        | 0        |
| Cash 1b        | 3         | 1        | 1        | 1        |
| Horton lf      | 3         | 0        | 0        | 0        |
| G. Brown ph    | 1         | 0        | 0        | 0        |
| Stanley cf     | 1         | 0        | 0        | 0        |
| Northrup cf-lf | 3         | 0        | 1        | 0        |
| Rodriguez 3b   | 4         | 0        | 0        | 0        |
| Brinkman ss    | 4         | 0        | 1        | 0        |
| Lolich p       | 4         | 0        | 0        | 0        |
| Seelbach p     | 0         | 0        | 0        | 0        |
| <b>Totals</b>  | <b>38</b> | <b>2</b> | <b>6</b> | <b>2</b> |

| Oakland       | ab        | r        | h         | bi       |
|---------------|-----------|----------|-----------|----------|
| Campaneris ss | 4         | 1        | 0         | 0        |
| Alou rf       | 5         | 0        | 1         | 0        |
| Rudi lf       | 4         | 0        | 0         | 1        |
| Jackson cf    | 5         | 0        | 2         | 0        |
| Bando 3b      | 4         | 0        | 2         | 0        |
| Odom pr       | 0         | 0        | 0         | 0        |
| Epstein 1b    | 3         | 0        | 2         | 0        |
| Hegan pr      | 0         | 1        | 0         | 0        |
| Tenace c      | 5         | 1        | 0         | 0        |
| Green 2b      | 0         | 0        | 0         | 0        |
| Mangual ph    | 1         | 0        | 0         | 0        |
| Kubiak 2b     | 2         | 0        | 1         | 0        |
| Hendrick ph   | 1         | 0        | 0         | 0        |
| Maxvill 2b    | 0         | 0        | 0         | 0        |
| Marquez ph    | 1         | 0        | 1         | 1        |
| Hunter p      | 3         | 0        | 1         | 0        |
| Blue p        | 0         | 0        | 0         | 0        |
| Fingers p     | 1         | 0        | 0         | 0        |
| <b>Totals</b> | <b>39</b> | <b>3</b> | <b>10</b> | <b>2</b> |

| Detroit       | ab        | r        | h        | bi       |
|---------------|-----------|----------|----------|----------|
| McAuliffe 2b  | 4         | 0        | 0        | 0        |
| Kaline rf     | 4         | 0        | 1        | 0        |
| Sims c        | 3         | 0        | 0        | 0        |
| Cash 1b       | 3         | 0        | 1        | 0        |
| Horton lf     | 3         | 0        | 0        | 0        |
| Northrup cf   | 3         | 0        | 1        | 0        |
| Taylor 2b     | 3         | 0        | 0        | 0        |
| Rodriguez 3b  | 3         | 0        | 0        | 0        |
| Fryman p      | 1         | 0        | 0        | 0        |
| Zachary p     | 0         | 0        | 0        | 0        |
| Scherman p    | 0         | 0        | 0        | 0        |
| Haller ph     | 1         | 0        | 0        | 0        |
| LaGrow p      | 0         | 0        | 0        | 0        |
| Hiller p      | 0         | 0        | 0        | 0        |
| G. Brown ph   | 1         | 0        | 0        | 0        |
| <b>Totals</b> | <b>29</b> | <b>0</b> | <b>3</b> | <b>0</b> |

| Oakland       | ab        | r        | h        | bi       |
|---------------|-----------|----------|----------|----------|
| Campaneris ss | 3         | 2        | 3        | 0        |
| Maxvill pr-ss | 0         | 0        | 0        | 0        |
| Alou rf       | 4         | 1        | 1        | 1        |
| Rudi lf       | 3         | 1        | 2        | 1        |
| Jackson cf    | 4         | 0        | 1        | 2        |
| Bando 3b      | 4         | 0        | 0        | 0        |
| Epstein 1b    | 3         | 0        | 0        | 0        |
| Hegan 1b      | 0         | 0        | 0        | 0        |
| Tenace c      | 3         | 0        | 0        | 0        |
| Green 2b      | 1         | 0        | 0        | 0        |
| Hendrick ph   | 1         | 1        | 1        | 0        |
| Kubiak 2b     | 1         | 0        | 0        | 0        |
| Odom p        | 2         | 0        | 0        | 0        |
| <b>Totals</b> | <b>29</b> | <b>5</b> | <b>8</b> | <b>4</b> |

|         |     |     |     |   |   |   |
|---------|-----|-----|-----|---|---|---|
| Detroit | 000 | 000 | 000 | 0 | 3 | 1 |
| Oakland | 100 | 040 | 00x | 5 | 8 | 0 |

| Oakland       | ab        | r        | h        | bi       |
|---------------|-----------|----------|----------|----------|
| Alou rf       | 5         | 0        | 3        | 0        |
| Maxvill ss    | 2         | 0        | 0        | 0        |
| Duncan ph-c   | 1         | 0        | 0        | 0        |
| Rudi lf       | 4         | 0        | 3        | 0        |
| Jackson cf    | 4         | 0        | 0        | 0        |
| Epstein 1b    | 4         | 0        | 0        | 0        |
| Bando 3b      | 4         | 0        | 1        | 0        |
| Tenace c-2b   | 2         | 0        | 0        | 0        |
| Green 2b      | 1         | 0        | 0        | 0        |
| Mincher ph    | 1         | 0        | 0        | 0        |
| Kubiak 2b     | 0         | 0        | 0        | 0        |
| Marquez ph    | 1         | 0        | 0        | 0        |
| Cullen ss     | 1         | 0        | 0        | 0        |
| Holtzman p    | 1         | 0        | 0        | 0        |
| Mangual ph    | 1         | 0        | 0        | 0        |
| Fingers p     | 0         | 0        | 0        | 0        |
| Blue p        | 0         | 0        | 0        | 0        |
| Hegan ph      | 1         | 0        | 0        | 0        |
| Locker p      | 0         | 0        | 0        | 0        |
| Hendrick ph   | 1         | 0        | 0        | 0        |
| <b>Totals</b> | <b>34</b> | <b>0</b> | <b>7</b> | <b>0</b> |

| Detroit       | ab        | r        | h        | bi       |
|---------------|-----------|----------|----------|----------|
| Taylor 2b     | 4         | 0        | 0        | 0        |
| Rodriguez 3b  | 4         | 0        | 0        | 0        |
| Kaline rf     | 3         | 1        | 2        | 0        |
| Freehan c     | 3         | 2        | 2        | 1        |
| Horton lf     | 2         | 0        | 0        | 0        |
| Northrup lf   | 1         | 0        | 0        | 0        |
| Stanley cf    | 3         | 0        | 1        | 0        |
| I. Brown 1b   | 2         | 0        | 1        | 2        |
| Cash ph-1b    | 1         | 0        | 0        | 0        |
| McAuliffe ss  | 3         | 0        | 1        | 0        |
| Coleman p     | 2         | 0        | 1        | 0        |
| <b>Totals</b> | <b>28</b> | <b>3</b> | <b>8</b> | <b>3</b> |

One out when winning run scored.

|         |     |     |     |    |   |    |   |
|---------|-----|-----|-----|----|---|----|---|
| Detroit | 010 | 000 | 000 | 01 | 2 | 6  | 2 |
| Oakland | 001 | 000 | 000 | 02 | 3 | 10 | 1 |

E – McAuliffe, Kubiak, Kaline. **DP** – Detroit 1, Oakland 1. **LOB** – Detroit 6, Oakland 10. **2B** – Brinkman, Sims. **3B** – Sims. **HR** – Cash, Kaline. **S** – Bando, Cash. **SF** – Rudi.

| Detroit        | ip        | h        | r        | er        | bb        | so        |
|----------------|-----------|----------|----------|-----------|-----------|-----------|
| Lolich (L)     | 10.0      | 9        | 3        | 2         | 3         | 4         |
| Seelbach       | 0.1       | 1        | 0        | 0         | 0         | 0         |
| <b>Oakland</b> | <b>ip</b> | <b>h</b> | <b>r</b> | <b>er</b> | <b>bb</b> | <b>so</b> |
| Hunter         | 8.0       | 4        | 1        | 1         | 2         | 4         |
| Blue           | 0.0       | 0        | 0        | 0         | 0         | 0         |
| Fingers (W)    | 3.0       | 2        | 1        | 1         | 0         | 1         |

Hunter pitched to 1 batter in the 9th. Blue pitched to 1 batter in the 9th. Lolich pitched to 2 batters in the 11th. **T** – 3:09. **A** – 29,536  
**Umpires** – Flaherty, Chylak, Rice, Denkinger, Barnett, Frantz.

E – McAuliffe. **DP** – Detroit 1. **LOB** – Detroit 2, Oakland 4. **2B** – Rudi, Jackson. **SB** – Campaneris 2. **S** – Odom.

| Detroit        | ip        | h        | r        | er        | bb        | so        |
|----------------|-----------|----------|----------|-----------|-----------|-----------|
| Fryman (L)     | 4.1       | 7        | 4        | 4         | 1         | 5         |
| Zachary        | 0.0       | 0        | 1        | 1         | 1         | 0         |
| Scherman       | 0.2       | 1        | 0        | 0         | 0         | 1         |
| LaGrow         | 1.0       | 0        | 0        | 0         | 0         | 1         |
| Hiller         | 2.0       | 0        | 0        | 0         | 0         | 1         |
| <b>Oakland</b> | <b>ip</b> | <b>h</b> | <b>r</b> | <b>er</b> | <b>bb</b> | <b>so</b> |
| Odom (W)       | 9.0       | 3        | 0        | 0         | 0         | 2         |

Zachary pitched to 1 batter in the 5th. LaGrow pitched to 1 batter in the 7th. **HBP** – by LaGrow (Campaneris). **WP** – Zachary 2.  
**T** – 2:37. **A** – 31,088  
**Umpires** – Chylak, Rice, Frantz, Barnett, Denkinger, Flaherty.

|         |     |     |     |   |   |   |
|---------|-----|-----|-----|---|---|---|
| Oakland | 000 | 000 | 000 | 0 | 7 | 0 |
| Detroit | 000 | 200 | 01x | 3 | 8 | 1 |

E – McAuliffe. **DP** – Oakland 3, Detroit 1. **LOB** – Oakland 10, Detroit 5. **2B** – Alou 2, Freehan. **HR** – Freehan. **SB** – Alou, Maxvill. **S** – Freehan.

| Oakland        | ip        | h        | r        | er        | bb        | so        |
|----------------|-----------|----------|----------|-----------|-----------|-----------|
| Holtzman (L)   | 4.0       | 4        | 2        | 3         | 2         | 2         |
| Fingers        | 1.2       | 2        | 0        | 0         | 1         | 1         |
| Blue           | 0.1       | 0        | 0        | 0         | 0         | 0         |
| Locker         | 2.0       | 2        | 1        | 1         | 0         | 1         |
| <b>Detroit</b> | <b>ip</b> | <b>h</b> | <b>r</b> | <b>er</b> | <b>bb</b> | <b>so</b> |
| Coleman (W)    | 9.0       | 7        | 0        | 0         | 3         | 14        |

**T** – 2:27. **A** – 41,156  
**Umpires** – Rice, Denkinger, Chylak, Frantz, Flaherty and Barnett.

**Game 4 — October 11**  
**Detroit 4, Oakland 3 (10)**

**Game 5 — October 12**  
**Oakland 2, Detroit 1**

| Oakland       | ab        | r        | h        | bi       |
|---------------|-----------|----------|----------|----------|
| Alou rf       | 5         | 1        | 2        | 1        |
| Maxvill ss    | 2         | 0        | 1        | 0        |
| Hendrick ph   | 1         | 0        | 0        | 0        |
| Cullen ss     | 0         | 0        | 0        | 0        |
| Mangual ph    | 1         | 0        | 0        | 0        |
| Kubiak ss     | 1         | 0        | 1        | 1        |
| Rudi lf       | 5         | 0        | 0        | 0        |
| Jackson cf    | 5         | 0        | 2        | 0        |
| Bando 3b      | 5         | 0        | 0        | 0        |
| Epstein 1b    | 3         | 1        | 1        | 1        |
| Tenace c-2b   | 4         | 0        | 0        | 0        |
| Green 2b      | 2         | 0        | 1        | 0        |
| Duncan ph-c   | 1         | 0        | 0        | 0        |
| Hunter p      | 3         | 0        | 0        | 0        |
| Fingers p     | 0         | 0        | 0        | 0        |
| Blue p        | 0         | 0        | 0        | 0        |
| Marquez ph    | 1         | 1        | 1        | 0        |
| Locker p      | 0         | 0        | 0        | 0        |
| Horlen p      | 0         | 0        | 0        | 0        |
| Hamilton p    | 0         | 0        | 0        | 0        |
| <b>Totals</b> | <b>39</b> | <b>3</b> | <b>9</b> | <b>3</b> |

| Detroit        | ab        | r        | h         | bi       |
|----------------|-----------|----------|-----------|----------|
| McAuliffe ss   | 4         | 2        | 2         | 1        |
| Kaline rf      | 3         | 1        | 1         | 0        |
| Sims lf        | 3         | 0        | 1         | 0        |
| Stanley cf     | 1         | 0        | 1         | 0        |
| G. Brown ph    | 0         | 1        | 0         | 0        |
| Freehan c      | 5         | 0        | 1         | 1        |
| Cash 1b        | 4         | 0        | 1         | 1        |
| Northrup cf-1f | 5         | 0        | 1         | 1        |
| Taylor 2b      | 4         | 0        | 2         | 0        |
| Rodriguez 3b   | 2         | 0        | 0         | 0        |
| Lolich p       | 3         | 0        | 0         | 0        |
| Horton ph      | 1         | 0        | 0         | 0        |
| Seelbach p     | 0         | 0        | 0         | 0        |
| Hiller p       | 0         | 0        | 0         | 0        |
| <b>Totals</b>  | <b>35</b> | <b>4</b> | <b>10</b> | <b>4</b> |

None out when winning run scored.  
 Oakland 000 000 100 2 3 9 2  
 Detroit 001 000 000 3 410 1

E – Jackson, Rodriguez, Tenace. **DP** – Oakland 1. **LOB** – Oakland 8, Detroit 11. **2B** – Sims, Green, Taylor 2, Alou 2. **HR** – McAuliffe, Epstein. **S** – Kaline.

| Oakland        | ip        | h        | r        | er        | bb        | so        |
|----------------|-----------|----------|----------|-----------|-----------|-----------|
| Hunter         | 7.1       | 6        | 1        | 1         | 3         | 5         |
| Fingers        | 0.2       | 0        | 0        | 0         | 0         | 1         |
| Blue           | 1.0       | 1        | 0        | 0         | 1         | 2         |
| Locker         | 0.0       | 2        | 2        | 2         | 0         | 0         |
| Horlen (L)     | 0.0       | 0        | 1        | 1         | 1         | 0         |
| Hamilton       | 0.0       | 1        | 0        | 0         | 1         | 0         |
| <b>Detroit</b> | <b>ip</b> | <b>h</b> | <b>r</b> | <b>er</b> | <b>bb</b> | <b>so</b> |
| Lolich         | 9.0       | 5        | 1        | 1         | 2         | 6         |
| Seelbach       | 0.2       | 3        | 2        | 2         | 0         | 0         |
| Hiller (W)     | 0.1       | 1        | 0        | 0         | 0         | 0         |

Locker pitched to two batters in the 10th.  
 Horlen pitched to two batters in the 10th.  
 Hamilton pitched to two batters in the 10th.

**WP** – Horlen  
**T** – 3:04. **A** – 37,615  
**Umpires** – Denkinger, Chylak, Rice, Flaherty, Barnett and Frantz.

| Oakland       | ab        | r        | h        | bi       |
|---------------|-----------|----------|----------|----------|
| Alou rf       | 2         | 0        | 1        | 0        |
| Maxvill ss    | 4         | 0        | 0        | 0        |
| Rudi lf       | 4         | 0        | 0        | 0        |
| Jackson cf    | 0         | 1        | 0        | 0        |
| Hendrick cf   | 3         | 1        | 0        | 0        |
| Bando 3b      | 3         | 0        | 1        | 0        |
| Epstein 1b    | 3         | 0        | 0        | 0        |
| Tenace c      | 3         | 0        | 1        | 1        |
| Green 2b      | 4         | 0        | 0        | 0        |
| Odom p        | 2         | 0        | 1        | 0        |
| Blue p        | 1         | 0        | 0        | 0        |
| <b>Totals</b> | <b>29</b> | <b>2</b> | <b>4</b> | <b>1</b> |

| Detroit       | ab        | r        | h        | bi       |
|---------------|-----------|----------|----------|----------|
| McAuliffe ss  | 4         | 1        | 1        | 0        |
| Kaline rf     | 4         | 0        | 0        | 0        |
| Sims lf       | 3         | 0        | 0        | 0        |
| Freehan c     | 4         | 0        | 0        | 1        |
| Cash 1b       | 4         | 0        | 1        | 0        |
| Niekro ph     | 0         | 0        | 0        | 0        |
| Northrup cf   | 2         | 0        | 2        | 0        |
| Stanley ph    | 1         | 0        | 0        | 0        |
| Taylor 2b     | 4         | 0        | 0        | 0        |
| Rodriguez 3b  | 3         | 0        | 0        | 0        |
| Fryman p      | 2         | 0        | 0        | 0        |
| Horton ph     | 1         | 0        | 1        | 0        |
| Knox pr       | 0         | 0        | 0        | 0        |
| Hiller p      | 0         | 0        | 0        | 0        |
| <b>Totals</b> | <b>32</b> | <b>1</b> | <b>5</b> | <b>1</b> |

|         |     |     |     |   |   |   |
|---------|-----|-----|-----|---|---|---|
| Oakland | 010 | 100 | 000 | 2 | 4 | 0 |
| Detroit | 100 | 000 | 000 | 1 | 5 | 2 |

E – McAuliffe, Sims. **DP** – Detroit 1. **LOB** – Oakland 6, Detroit 6. **2B** – Odom. **SB** – Jackson 2, Epstein. **S** – Bando, Alou.

| Oakland        | ip        | h        | r        | er        | bb        | so        |
|----------------|-----------|----------|----------|-----------|-----------|-----------|
| Odom (W)       | 5.0       | 2        | 1        | 0         | 2         | 3         |
| Blue (S)       | 4.0       | 3        | 0        | 0         | 0         | 3         |
| <b>Detroit</b> | <b>ip</b> | <b>h</b> | <b>r</b> | <b>er</b> | <b>bb</b> | <b>so</b> |
| Fryman (L)     | 8.0       | 4        | 2        | 1         | 1         | 3         |
| Hiller         | 1.0       | 0        | 0        | 0         | 1         | 0         |

**HBP** – by Fryman (Epstein, Alou). **WP** – Odom. **BK** – Fryman. **PB** – Tenace.  
**T** – 2:48. **A** – 50,276  
**Umpires** – Chylak, Rice, Barnett, Flaherty, Frantz and Denkinger.

# 1972 WORLD SERIES

The A's win their first World Championship in Oakland, the first for the Athletics franchise since 1930, defeating Cincinnati, four games to three. Six of the seven games are decided by one run and Gene Tenace picks up the offensive slack for Reggie Jackson who misses the entire series after pulling a hamstring in the ALCS. Tenace hits .348 with four home runs and nine RBI in the seven games to earn World Series MVP honors.

Tenace homers in his first two at bats of the series, hitting a two-run homer in the second and a solo shot in the fifth to lead the A's to a 3-2 win in Game 1. Catfish Hunter tossed 8 2/3 innings of six-hit, one-run baseball in Game 2 before yielding to Rollie Fingers who got the final out in the A's 2-1 win. Joe Rudi homered and made a spectacular catch off the bat of Denis Menke in the ninth. After a rainout in Oakland, the Reds won Game 3, 1-0 on a combined three-hitter by Jack Billingham and Clay Carroll. In Game 4, the A's trailed 2-1 entering the bottom of the ninth before scoring twice on pinch hit RBI singles by Don Mincher and Angel Mangual to take a 3-1 lead in the series. The Reds scored once in the eighth and once in the ninth off Rollie Fingers to win Game 5, 5-4 and then won 8-1 in Game 6 to even the series at three games each. In Game 7, the score was tied at one after five innings when Tenace delivered a RBI double to give the A's the lead. Sal Bando followed with a RBI double and Rollie Fingers pitched two scoreless innings for the save.

## FINAL STATISTICS

| PLAYER        | AVG         | G        | AB         | R         | H         | TB        | 2B       | 3B       | HR       | RBI       | SH       | SF       | HP       | BB        | IBB      | SO        | SB       | CS       | DP       | E        | SLG         | OBP         |
|---------------|-------------|----------|------------|-----------|-----------|-----------|----------|----------|----------|-----------|----------|----------|----------|-----------|----------|-----------|----------|----------|----------|----------|-------------|-------------|
| Alou          | .042        | 7        | 24         | 0         | 1         | 1         | 0        | 0        | 0        | 0         | 1        | 0        | 0        | 3         | 1        | 0         | 1        | 0        | 0        | 1        | .042        | .148        |
| Bando         | .269        | 7        | 26         | 2         | 7         | 8         | 1        | 0        | 0        | 1         | 0        | 0        | 0        | 2         | 1        | 5         | 0        | 0        | 1        | 1        | .308        | .321        |
| Blue          | .000        | 4        | 1          | 0         | 0         | 0         | 0        | 0        | 0        | 0         | 0        | 0        | 0        | 2         | 0        | 1         | 0        | 0        | 0        | 0        | .000        | .667        |
| Campaneris    | .179        | 7        | 28         | 1         | 5         | 5         | 0        | 0        | 0        | 0         | 2        | 0        | 0        | 1         | 0        | 4         | 0        | 1        | 0        | 1        | .179        | .207        |
| Duncan        | .200        | 3        | 5          | 0         | 1         | 1         | 0        | 0        | 0        | 0         | 0        | 0        | 0        | 1         | 0        | 3         | 0        | 0        | 0        | 0        | .200        | .333        |
| Epstein       | .000        | 6        | 16         | 1         | 0         | 0         | 0        | 0        | 0        | 0         | 0        | 0        | 0        | 5         | 1        | 3         | 0        | 0        | 0        | 2        | .000        | .238        |
| Fingers       | .000        | 6        | 1          | 0         | 0         | 0         | 0        | 0        | 0        | 0         | 1        | 0        | 0        | 0         | 0        | 0         | 0        | 0        | 0        | 0        | .000        | .000        |
| Green         | .333        | 7        | 18         | 0         | 6         | 8         | 2        | 0        | 0        | 1         | 0        | 0        | 0        | 0         | 0        | 4         | 0        | 0        | 0        | 0        | .444        | .333        |
| Hegan         | .200        | 6        | 5          | 0         | 1         | 1         | 0        | 0        | 0        | 0         | 0        | 0        | 0        | 0         | 0        | 2         | 0        | 0        | 0        | 0        | .200        | .200        |
| Hendrick      | .133        | 5        | 15         | 3         | 2         | 2         | 0        | 0        | 0        | 0         | 1        | 0        | 0        | 1         | 0        | 2         | 0        | 0        | 1        | 0        | .133        | .188        |
| Holtzman      | .000        | 3        | 5          | 0         | 0         | 0         | 0        | 0        | 0        | 0         | 0        | 0        | 0        | 0         | 0        | 0         | 0        | 0        | 0        | 1        | .000        | .000        |
| Hunter        | .200        | 3        | 5          | 0         | 1         | 1         | 0        | 0        | 0        | 1         | 0        | 0        | 0        | 2         | 0        | 1         | 0        | 0        | 0        | 1        | .200        | .429        |
| Kubiak        | .333        | 4        | 3          | 0         | 1         | 1         | 0        | 0        | 0        | 0         | 0        | 0        | 0        | 0         | 0        | 0         | 0        | 0        | 0        | 0        | .333        | .333        |
| Lewis         | —           | 6        | 0          | 2         | 0         | 0         | 0        | 0        | 0        | 0         | 0        | 0        | 0        | 0         | 0        | 0         | 0        | 2        | 0        | 0        | —           | —           |
| Mangual       | .300        | 4        | 10         | 1         | 3         | 3         | 0        | 0        | 0        | 1         | 1        | 0        | 0        | 0         | 0        | 0         | 0        | 0        | 0        | 1        | .300        | .300        |
| Marquez       | .600        | 5        | 5          | 0         | 3         | 3         | 0        | 0        | 0        | 1         | 0        | 0        | 0        | 0         | 0        | 0         | 0        | 0        | 0        | 0        | .600        | .600        |
| Mincher       | 1.000       | 3        | 1          | 0         | 1         | 1         | 0        | 0        | 0        | 1         | 0        | 0        | 0        | 0         | 0        | 0         | 0        | 0        | 0        | 0        | 1.000       | 1.000       |
| Odom          | .000        | 4        | 4          | 0         | 0         | 0         | 0        | 0        | 0        | 0         | 0        | 0        | 0        | 0         | 0        | 3         | 0        | 0        | 0        | 0        | .000        | .000        |
| Rudi          | .240        | 7        | 25         | 1         | 6         | 9         | 0        | 0        | 1        | 1         | 0        | 0        | 1        | 2         | 1        | 5         | 0        | 0        | 0        | 0        | .360        | .321        |
| Tenace        | .348        | 7        | 23         | 5         | 8         | 21        | 1        | 0        | 4        | 9         | 0        | 0        | 0        | 2         | 1        | 4         | 0        | 0        | 0        | 1        | .913        | .400        |
| <b>Totals</b> | <b>.209</b> | <b>7</b> | <b>220</b> | <b>16</b> | <b>46</b> | <b>65</b> | <b>4</b> | <b>0</b> | <b>5</b> | <b>16</b> | <b>6</b> | <b>0</b> | <b>1</b> | <b>21</b> | <b>5</b> | <b>37</b> | <b>1</b> | <b>3</b> | <b>2</b> | <b>9</b> | <b>.295</b> | <b>.281</b> |

| PITCHER       | W        | L        | ERA         | G        | GS       | CG       | GF       | SHO      | SV       | IP          | H         | R         | ER        | HR       | HB       | BB        | IBB      | SO        | WP       | BK       | AVG         |
|---------------|----------|----------|-------------|----------|----------|----------|----------|----------|----------|-------------|-----------|-----------|-----------|----------|----------|-----------|----------|-----------|----------|----------|-------------|
| Blue          | 0        | 1        | 4.15        | 4        | 1        | 0        | 1        | 0        | 1        | 8.2         | 8         | 4         | 4         | 1        | 0        | 5         | 1        | 5         | 1        | 0        | .258        |
| Fingers       | 1        | 1        | 1.74        | 6        | 0        | 0        | 4        | 0        | 2        | 10.1        | 4         | 2         | 2         | 0        | 1        | 4         | 2        | 11        | 1        | 0        | .125        |
| Hamilton      | 0        | 0        | 27.00       | 2        | 0        | 0        | 1        | 0        | 0        | 1.1         | 3         | 4         | 4         | 0        | 0        | 1         | 1        | 1         | 0        | 0        | .500        |
| Holtzman      | 1        | 0        | 2.13        | 3        | 2        | 0        | 0        | 0        | 0        | 12.2        | 11        | 3         | 3         | 0        | 0        | 3         | 1        | 4         | 0        | 0        | .234        |
| Horlen        | 0        | 0        | 6.75        | 1        | 0        | 0        | 1        | 0        | 0        | 1.1         | 2         | 1         | 1         | 0        | 0        | 2         | 1        | 1         | 1        | 0        | .333        |
| Hunter        | 2        | 0        | 2.81        | 3        | 2        | 0        | 0        | 0        | 0        | 16.0        | 12        | 5         | 5         | 2        | 0        | 6         | 2        | 11        | 1        | 0        | .203        |
| Locker        | 0        | 0        | 0.00        | 1        | 0        | 0        | 0        | 0        | 0        | 0.1         | 1         | 0         | 0         | 0        | 0        | 0         | 0        | 0         | 0        | 0        | .500        |
| Odom          | 0        | 1        | 1.59        | 2        | 2        | 0        | 0        | 0        | 0        | 11.1        | 5         | 2         | 2         | 0        | 0        | 6         | 0        | 13        | 0        | 0        | .135        |
| <b>Totals</b> | <b>4</b> | <b>3</b> | <b>3.05</b> | <b>7</b> | <b>7</b> | <b>0</b> | <b>7</b> | <b>0</b> | <b>3</b> | <b>62.0</b> | <b>46</b> | <b>21</b> | <b>21</b> | <b>3</b> | <b>1</b> | <b>27</b> | <b>8</b> | <b>46</b> | <b>4</b> | <b>0</b> | <b>.209</b> |

**Game 1 — October 14**  
Oakland 3, Cincinnati 2

**Game 2 — October 15**  
Oakland 2, Cincinnati 1

**Game 3 — October 18**  
Cincinnati 1, Oakland 0

| Oakland       | ab        | r        | h        | bi       |
|---------------|-----------|----------|----------|----------|
| Campaneris ss | 3         | 0        | 2        | 0        |
| Rudi lf       | 4         | 0        | 0        | 0        |
| Alou rf       | 3         | 0        | 0        | 0        |
| Epstein 1b    | 3         | 0        | 0        | 0        |
| Lewis pr      | 0         | 0        | 0        | 0        |
| Hegan 1b      | 0         | 0        | 0        | 0        |
| Bando 3b      | 4         | 0        | 0        | 0        |
| Hendrick cf   | 2         | 1        | 0        | 0        |
| Tenace c      | 3         | 2        | 2        | 3        |
| Green 2b      | 2         | 0        | 0        | 0        |
| Marquez ph    | 1         | 0        | 0        | 0        |
| Kubiak 2b     | 0         | 0        | 0        | 0        |
| Holtzman p    | 2         | 0        | 0        | 0        |
| Fingers p     | 0         | 0        | 0        | 0        |
| Blue p        | 0         | 0        | 0        | 0        |
| <b>Totals</b> | <b>27</b> | <b>3</b> | <b>4</b> | <b>3</b> |

| Cincinnati    | ab        | r        | h        | bi       |
|---------------|-----------|----------|----------|----------|
| Rice lf       | 4         | 0        | 0        | 0        |
| Morgan 2b     | 3         | 0        | 0        | 0        |
| Tolan cf      | 4         | 0        | 1        | 0        |
| Bench c       | 3         | 2        | 2        | 0        |
| Perez 1b      | 4         | 0        | 2        | 0        |
| Menke 3b      | 3         | 0        | 0        | 1        |
| Geronimo rf   | 3         | 0        | 0        | 0        |
| McRae ph      | 1         | 0        | 1        | 0        |
| Foster pr     | 0         | 0        | 0        | 0        |
| Concepcion ss | 2         | 0        | 1        | 1        |
| Nolan p       | 2         | 0        | 0        | 0        |
| Borbon p      | 0         | 0        | 0        | 0        |
| Uhlaender ph  | 1         | 0        | 0        | 0        |
| Carroll p     | 0         | 0        | 0        | 0        |
| Javier ph     | 1         | 0        | 0        | 0        |
| <b>Totals</b> | <b>31</b> | <b>2</b> | <b>7</b> | <b>2</b> |

|            |     |     |     |   |   |   |
|------------|-----|-----|-----|---|---|---|
| Oakland    | 020 | 010 | 000 | 3 | 4 | 0 |
| Cincinnati | 010 | 100 | 000 | 2 | 7 | 0 |

**DP** – Cincinnati 1. **LOB** – Oakland 2, Cincinnati 8. **2B** – Bench. **HR** – Tenace 2. **CS** – Campaneris, Lewis, Tolan, Concepcion. **S** – Campaneris, Concepcion.

| Oakland      | ip  | h | r | er | bb | so |
|--------------|-----|---|---|----|----|----|
| Holtzman (W) | 5.0 | 5 | 2 | 2  | 3  | 3  |
| Fingers      | 1.2 | 1 | 0 | 0  | 1  | 3  |
| Blue (S)     | 2.1 | 1 | 0 | 0  | 1  | 1  |
| Cincinnati   | ip  | h | r | er | bb | so |
| Nolan (L)    | 6.0 | 4 | 3 | 3  | 2  | 0  |
| Borbon       | 1.0 | 0 | 0 | 0  | 0  | 0  |
| Carroll      | 2.0 | 0 | 0 | 0  | 2  | 1  |

Holtzman pitched to one batter in the 6th.  
**WP** – Blue. **T** – 2:18. **A** – 52,918  
**Umpires** – Pelekoudas, Honochick, Steiner, Umont, Engel, Haller.

| Oakland       | ab        | r        | h        | bi       |
|---------------|-----------|----------|----------|----------|
| Campaneris ss | 5         | 0        | 1        | 0        |
| Alou rf       | 4         | 0        | 1        | 0        |
| Rudi lf       | 3         | 1        | 2        | 1        |
| Epstein 1b    | 2         | 0        | 0        | 0        |
| Lewis pr      | 0         | 0        | 0        | 0        |
| Hegan 1b      | 1         | 0        | 0        | 0        |
| Bando 3b      | 4         | 0        | 1        | 0        |
| Hendrick cf   | 4         | 1        | 1        | 0        |
| Tenace c      | 4         | 0        | 0        | 0        |
| Green 2b      | 4         | 0        | 2        | 0        |
| Hunter p      | 3         | 0        | 1        | 1        |
| Fingers p     | 0         | 0        | 0        | 0        |
| <b>Totals</b> | <b>34</b> | <b>2</b> | <b>9</b> | <b>2</b> |

| Cincinnati    | ab        | r        | h        | bi       |
|---------------|-----------|----------|----------|----------|
| Rose lf       | 4         | 0        | 1        | 0        |
| Morgan 2b     | 4         | 0        | 0        | 0        |
| Tolan cf      | 4         | 0        | 0        | 0        |
| Bench c       | 3         | 0        | 1        | 0        |
| Perez 1b      | 3         | 1        | 2        | 0        |
| Menke 3b      | 4         | 0        | 0        | 0        |
| Geronimo rf   | 4         | 0        | 0        | 0        |
| Chaney ss     | 2         | 0        | 0        | 0        |
| McRae ph      | 1         | 0        | 1        | 1        |
| Concepcion pr | 0         | 0        | 0        | 0        |
| Grimsley p    | 1         | 0        | 0        | 0        |
| Uhlaender ph  | 1         | 0        | 1        | 0        |
| Borbon p      | 0         | 0        | 0        | 0        |
| Hague ph      | 1         | 0        | 0        | 0        |
| Hall p        | 0         | 0        | 0        | 0        |
| Javier ph     | 1         | 0        | 0        | 0        |
| <b>Totals</b> | <b>33</b> | <b>1</b> | <b>6</b> | <b>1</b> |

|            |     |     |     |   |   |   |
|------------|-----|-----|-----|---|---|---|
| Oakland    | 011 | 000 | 000 | 2 | 9 | 2 |
| Cincinnati | 000 | 000 | 001 | 1 | 6 | 0 |

**E** – Epstein, Hunter. **DP** – Oakland 1, Cincinnati 1. **LOB** – Oakland 8, Cincinnati 8. **2B** – Uhlaender. **HR** – Rudi. **SB** – Morgan, Alou. **CS** – Lewis.

| Oakland      | ip  | h | r | er | bb | so |
|--------------|-----|---|---|----|----|----|
| Hunter (W)   | 8.2 | 6 | 1 | 1  | 3  | 6  |
| Fingers (S)  | 0.1 | 0 | 0 | 0  | 0  | 0  |
| Cincinnati   | ip  | h | r | er | bb | so |
| Grimsley (L) | 5.0 | 6 | 2 | 2  | 0  | 1  |
| Borbon       | 2.0 | 0 | 0 | 0  | 1  | 4  |
| Hall         | 2.0 | 3 | 0 | 0  | 2  | 2  |

**T** – 2:26. **A** – 53,224  
**Umpires** – Honochick, Steiner, Umont, Engel, Haller and Pelekoudas.

| Cincinnati    | ab        | r        | h        | bi       |
|---------------|-----------|----------|----------|----------|
| Rose lf       | 3         | 0        | 0        | 0        |
| Morgan 2b     | 3         | 0        | 0        | 0        |
| Tolan cf      | 4         | 0        | 1        | 0        |
| Bench c       | 4         | 0        | 0        | 0        |
| Perez 1b      | 3         | 1        | 1        | 0        |
| Menke 3b      | 2         | 0        | 1        | 0        |
| Geronimo rf   | 4         | 0        | 1        | 1        |
| Chaney ss     | 4         | 0        | 0        | 0        |
| Billingham p  | 4         | 0        | 0        | 0        |
| Carroll p     | 0         | 0        | 0        | 0        |
| <b>Totals</b> | <b>31</b> | <b>1</b> | <b>4</b> | <b>1</b> |

| Oakland       | ab        | r        | h        | bi       |
|---------------|-----------|----------|----------|----------|
| Campaneris ss | 3         | 0        | 0        | 0        |
| Alou rf       | 3         | 0        | 0        | 0        |
| Rudi lf       | 4         | 0        | 1        | 0        |
| Epstein 1b    | 2         | 0        | 0        | 0        |
| Bando 3b      | 4         | 0        | 0        | 0        |
| Hendrick cf   | 4         | 0        | 0        | 0        |
| Tenace c      | 3         | 0        | 0        | 0        |
| Green 2b      | 2         | 0        | 1        | 0        |
| Marquez ph    | 1         | 0        | 1        | 0        |
| Lewis pr      | 0         | 0        | 0        | 0        |
| Kubiak 2b     | 0         | 0        | 0        | 0        |
| Odor p        | 2         | 0        | 0        | 0        |
| Hegan ph      | 1         | 0        | 0        | 0        |
| Blue p        | 0         | 0        | 0        | 0        |
| Fingers p     | 0         | 0        | 0        | 0        |
| <b>Totals</b> | <b>29</b> | <b>0</b> | <b>3</b> | <b>0</b> |

|            |     |     |     |   |   |   |
|------------|-----|-----|-----|---|---|---|
| Cincinnati | 000 | 000 | 100 | 1 | 4 | 2 |
| Oakland    | 000 | 000 | 000 | 0 | 3 | 2 |

**E** – Morgan, Bench, Epstein, Tenace. **DP** – Cincinnati 1. **LOB** – Cincinnati 8, Oakland 6. **SB** – Rose, Geronimo, Tolan. **S** – Alou, Menke.

| Cincinnati     | ip  | h | r | er | bb | so |
|----------------|-----|---|---|----|----|----|
| Billingham (W) | 8.0 | 3 | 0 | 0  | 3  | 7  |
| Carroll (S)    | 1.0 | 0 | 0 | 0  | 0  | 0  |
| Oakland        | ip  | h | r | er | bb | so |
| Odor (L)       | 7.0 | 3 | 1 | 1  | 2  | 11 |
| Blue           | 0.1 | 1 | 0 | 0  | 1  | 0  |
| Fingers        | 1.2 | 0 | 0 | 0  | 1  | 3  |

**T** – 2:46. **A** – 49,410  
**Umpires** – Steiner, Umont, Engel, Haller, Pelekoudas and Honochick.

**Game 4 — October 19**  
Oakland 3, Cincinnati 2

| Cincinnati    | ab        | r        | h        | bi       |
|---------------|-----------|----------|----------|----------|
| Rose lf       | 4         | 0        | 0        | 0        |
| Morgan 2b     | 3         | 1        | 0        | 0        |
| Tolan cf      | 4         | 0        | 1        | 2        |
| Bench c       | 4         | 0        | 2        | 0        |
| Perez 1b      | 4         | 0        | 2        | 0        |
| McRae rf      | 4         | 0        | 1        | 0        |
| Geronimo rf   | 0         | 0        | 0        | 0        |
| Menke 3b      | 4         | 0        | 0        | 0        |
| Concepcion ss | 3         | 1        | 1        | 0        |
| Gullett p     | 2         | 0        | 0        | 0        |
| Javier ph     | 0         | 0        | 0        | 0        |
| Borbon p      | 0         | 0        | 0        | 0        |
| Carroll p     | 0         | 0        | 0        | 0        |
| <b>Totals</b> | <b>32</b> | <b>2</b> | <b>7</b> | <b>2</b> |

| Oakland       | ab        | r        | h         | bi       |
|---------------|-----------|----------|-----------|----------|
| Campaneris ss | 4         | 0        | 0         | 0        |
| Alou rf       | 3         | 0        | 0         | 0        |
| Rudi lf       | 4         | 0        | 2         | 0        |
| Bando 3b      | 3         | 0        | 2         | 0        |
| Epstein 1b    | 3         | 0        | 0         | 0        |
| Hegan 1b      | 1         | 0        | 0         | 0        |
| Hendrick cf   | 3         | 0        | 0         | 0        |
| Marquez ph    | 1         | 0        | 1         | 0        |
| Lewis pr      | 0         | 1        | 0         | 0        |
| Tenace c      | 4         | 2        | 2         | 1        |
| Green 2b      | 3         | 0        | 1         | 0        |
| Mincher ph    | 1         | 0        | 1         | 1        |
| Odom pr       | 0         | 0        | 0         | 0        |
| Holtzman p    | 3         | 0        | 0         | 0        |
| Blue p        | 0         | 0        | 0         | 0        |
| Fingers p     | 0         | 0        | 0         | 0        |
| Mangual ph    | 1         | 0        | 1         | 1        |
| <b>Totals</b> | <b>34</b> | <b>3</b> | <b>10</b> | <b>3</b> |

|            |     |     |     |   |    |   |
|------------|-----|-----|-----|---|----|---|
| Cincinnati | 000 | 000 | 020 | 2 | 7  | 1 |
| Oakland    | 000 | 010 | 002 | 3 | 10 | 1 |

**E** – Perez, Holtzman. **DP** – Cincinnati 1, Oakland 1. **LOB** – Cincinnati 5, Oakland 8. **2B** – Green, Tolan. **HR** – Tenace. **SB** – Bench. **CS** – Perez. **S** – Javier.

| Cincinnati  | ip  | h | r | er | bb | so |
|-------------|-----|---|---|----|----|----|
| Gullett     | 7.0 | 5 | 1 | 1  | 1  | 2  |
| Borbon      | 1.1 | 2 | 1 | 1  | 0  | 0  |
| Carroll (L) | 0.0 | 3 | 1 | 1  | 0  | 0  |
| Oakland     | ip  | h | r | er | bb | so |
| Holtzman    | 7.2 | 5 | 1 | 1  | 0  | 1  |
| Blue        | 0.1 | 2 | 1 | 1  | 1  | 0  |
| Fingers (W) | 1.0 | 0 | 0 | 0  | 0  | 1  |

Blue pitched to one batter in the 9th. Carroll pitched to three batters in the 9th.  
**T** – 2:06. **A** – 49,410  
**Umpires** – Umont, Engel, Haller, Pelekoudas, Honochick and Steiner.

**Game 5 — October 20**  
Cincinnati 5, Oakland 4

| Cincinnati       | ab        | r        | h        | bi       |
|------------------|-----------|----------|----------|----------|
| Rose lf          | 5         | 1        | 3        | 2        |
| Morgan 2b        | 3         | 2        | 0        | 0        |
| Tolan cf         | 4         | 0        | 2        | 2        |
| Bench c          | 4         | 0        | 0        | 0        |
| Perez 1b         | 4         | 0        | 1        | 0        |
| Menke 3b         | 3         | 1        | 1        | 1        |
| Geronimo rf      | 4         | 1        | 1        | 0        |
| Chaney ss        | 1         | 0        | 0        | 0        |
| Hague ph         | 1         | 0        | 0        | 0        |
| Carroll p        | 0         | 0        | 0        | 0        |
| Grimsley p       | 0         | 0        | 0        | 0        |
| Billingham p     | 0         | 0        | 0        | 0        |
| McGlothlin p     | 1         | 0        | 0        | 0        |
| Borbon p         | 0         | 0        | 0        | 0        |
| Uhlaender ph     | 1         | 0        | 0        | 0        |
| Hall p           | 0         | 0        | 0        | 0        |
| Concepcion ph-ss | 2         | 0        | 0        | 0        |
| <b>Totals</b>    | <b>33</b> | <b>5</b> | <b>8</b> | <b>5</b> |

| Oakland       | ab        | r        | h        | bi       |
|---------------|-----------|----------|----------|----------|
| Campaneris ss | 5         | 0        | 0        | 0        |
| Alou rf       | 4         | 0        | 0        | 0        |
| Rudi lf       | 3         | 0        | 0        | 0        |
| Epstein 1b    | 2         | 1        | 0        | 0        |
| Hegan 1b      | 1         | 0        | 1        | 0        |
| Bando 3b      | 3         | 1        | 1        | 0        |
| Hendrick cf   | 2         | 1        | 1        | 0        |
| Mangual ph-cf | 1         | 0        | 0        | 0        |
| Tenace c      | 2         | 1        | 1        | 3        |
| Odum pr       | 0         | 0        | 0        | 0        |
| Green 2b      | 1         | 0        | 0        | 0        |
| Marquez ph    | 1         | 0        | 1        | 1        |
| Lewis pr      | 0         | 0        | 0        | 0        |
| Kubiak 2b     | 2         | 0        | 1        | 0        |
| Hunter p      | 2         | 0        | 0        | 0        |
| Fingers p     | 0         | 0        | 0        | 0        |
| Hamilton p    | 0         | 0        | 0        | 0        |
| Duncan ph     | 1         | 0        | 1        | 0        |
| <b>Totals</b> | <b>30</b> | <b>4</b> | <b>7</b> | <b>4</b> |

|            |     |     |     |   |   |   |
|------------|-----|-----|-----|---|---|---|
| Cincinnati | 100 | 110 | 011 | 5 | 8 | 0 |
| Oakland    | 030 | 100 | 000 | 4 | 7 | 2 |

**E** – Alou, Bando. **DP** – Cincinnati 1, Oakland 1. **LOB** – Cincinnati 6, Oakland 6. **2B** – Perez. **HR** – Rose, Tenace, Menke. **SB** – Tolan 2, Morgan. **S** – Menke, Hendrick, Fingers, Grimsley.

| Cincinnati     | ip  | h | r | er | bb | so |
|----------------|-----|---|---|----|----|----|
| McGlothlin     | 3.0 | 2 | 4 | 4  | 2  | 3  |
| Borbon         | 1.0 | 1 | 0 | 0  | 1  | 0  |
| Hall           | 2.0 | 0 | 0 | 0  | 0  | 1  |
| Carroll        | 1.2 | 3 | 0 | 0  | 0  | 1  |
| Grimsley (W)   | 0.2 | 0 | 0 | 0  | 1  | 0  |
| Billingham (S) | 0.2 | 1 | 0 | 0  | 0  | 0  |
| Oakland        | ip  | h | r | er | bb | so |
| Hunter         | 4.2 | 5 | 3 | 3  | 2  | 2  |
| Fingers (L)    | 3.2 | 3 | 2 | 2  | 1  | 4  |
| Hamilton       | 0.2 | 0 | 0 | 0  | 0  | 0  |

McGlothlin pitched to two batters in the 4th.  
**WP** – Fingers. **HBP** – Rudi (by McGlothlin)  
**T** – 2:26. **A** – 49,410  
**Umpires** – Engel, Haller, Pelekoudas, Honochick and Steiner and Umont.

**Game 6 — October 21**  
Cincinnati 8, Oakland 1

| Oakland       | ab        | r        | h        | bi       |
|---------------|-----------|----------|----------|----------|
| Campaneris ss | 4         | 0        | 0        | 0        |
| Alou rf       | 4         | 0        | 0        | 0        |
| Rudi lf       | 4         | 0        | 1        | 0        |
| Epstein 1b    | 4         | 0        | 0        | 0        |
| Bando 3b      | 4         | 1        | 2        | 0        |
| Mangual cf    | 4         | 0        | 2        | 0        |
| Tenace c      | 4         | 0        | 1        | 0        |
| Green 2b      | 2         | 0        | 1        | 1        |
| Marquez ph    | 1         | 0        | 0        | 0        |
| Kubiak 2b     | 1         | 0        | 0        | 0        |
| Blue p        | 1         | 0        | 0        | 0        |
| Locker p      | 0         | 0        | 0        | 0        |
| Duncan ph     | 1         | 0        | 0        | 0        |
| Hamilton p    | 0         | 0        | 0        | 0        |
| Horlen p      | 0         | 0        | 0        | 0        |
| <b>Totals</b> | <b>34</b> | <b>1</b> | <b>7</b> | <b>1</b> |

| Cincinnati    | ab        | r        | h         | bi       |
|---------------|-----------|----------|-----------|----------|
| Rose lf       | 3         | 1        | 0         | 0        |
| Morgan 2b     | 5         | 1        | 2         | 1        |
| Tolan cf      | 4         | 2        | 2         | 2        |
| Bench c       | 2         | 2        | 1         | 1        |
| Perez 1b      | 3         | 0        | 1         | 1        |
| McRae ph      | 3         | 1        | 1         | 0        |
| Geronimo rf   | 1         | 0        | 1         | 2        |
| Menke 3b      | 4         | 0        | 0         | 0        |
| Concepcion ss | 3         | 1        | 2         | 1        |
| Nolan p       | 1         | 0        | 0         | 0        |
| Grimsley p    | 1         | 0        | 0         | 0        |
| Borbon p      | 0         | 0        | 0         | 0        |
| Hall p        | 2         | 0        | 0         | 0        |
| <b>Totals</b> | <b>32</b> | <b>8</b> | <b>10</b> | <b>8</b> |

|            |     |     |     |   |    |   |
|------------|-----|-----|-----|---|----|---|
| Oakland    | 000 | 010 | 000 | 1 | 7  | 1 |
| Cincinnati | 000 | 111 | 50x | 8 | 10 | 0 |

**E** – Mangual. **LOB** – Oakland 7, Cincinnati 6. **2B** – Morgan, Green, McRae. **3B** – Concepcion. **HR** – Bench. **SB** – Tolan, Concepcion 2. **CS** – Rose. **SF** – Concepcion.

| Oakland      | ip  | h | r | er | bb | so |
|--------------|-----|---|---|----|----|----|
| Blue (L)     | 5.2 | 4 | 3 | 3  | 2  | 4  |
| Locker       | 0.1 | 1 | 0 | 0  | 0  | 0  |
| Hamilton     | 0.2 | 3 | 4 | 4  | 1  | 1  |
| Horlen       | 1.1 | 2 | 1 | 1  | 2  | 1  |
| Cincinnati   | ip  | h | r | er | bb | so |
| Nolan        | 4.2 | 3 | 1 | 1  | 0  | 3  |
| Grimsley (W) | 1.0 | 1 | 0 | 0  | 1  | 0  |
| Borbon       | 1.0 | 1 | 0 | 0  | 0  | 0  |
| Hall (S)     | 2.1 | 2 | 0 | 0  | 0  | 1  |

**WP** – Horlen.  
**T** – 2:21. **A** – 52,737  
**Umpires** – Haller, Pelekoudas, Honochick, Steiner, Umont and Engel.

**Game 7 — October 22**

Oakland 3, Cincinnati 2

| Oakland       | ab        | r        | h        | bi       |
|---------------|-----------|----------|----------|----------|
| Campaneris ss | 4         | 1        | 2        | 0        |
| Mangual cf    | 4         | 1        | 0        | 0        |
| Rudi lf       | 3         | 0        | 0        | 0        |
| Tenace 1b     | 3         | 0        | 2        | 2        |
| Lewis pr      | 0         | 1        | 0        | 0        |
| Hegan 1b      | 1         | 0        | 0        | 0        |
| Bando 3b      | 4         | 0        | 1        | 1        |
| Alou rf       | 3         | 0        | 0        | 0        |
| Duncan c      | 3         | 0        | 0        | 0        |
| Green 2b      | 4         | 0        | 1        | 0        |
| Odom p        | 2         | 0        | 0        | 0        |
| Hunter p      | 0         | 0        | 0        | 0        |
| Holtzman p    | 0         | 0        | 0        | 0        |
| Fingers p     | 1         | 0        | 0        | 0        |
| <b>Totals</b> | <b>32</b> | <b>3</b> | <b>6</b> | <b>3</b> |

| Cincinnati     | ab        | r        | h        | bi       |
|----------------|-----------|----------|----------|----------|
| Rose lf        | 5         | 1        | 2        | 0        |
| Morgan 2b      | 3         | 0        | 1        | 0        |
| Tolan cf       | 2         | 0        | 0        | 0        |
| Foster rf      | 0         | 0        | 0        | 0        |
| Hague ph-rf    | 1         | 0        | 0        | 0        |
| Bench c        | 3         | 0        | 0        | 0        |
| Perez 1b       | 2         | 1        | 1        | 1        |
| Menke 3b       | 4         | 0        | 0        | 0        |
| Geronimo rf-cf | 3         | 0        | 0        | 0        |
| Concepcion ss  | 3         | 0        | 0        | 0        |
| Billingham p   | 1         | 0        | 0        | 0        |
| McRae ph       | 0         | 0        | 0        | 1        |
| Borbon p       | 0         | 0        | 0        | 0        |
| Carroll p      | 0         | 0        | 0        | 0        |
| Grimsley p     | 0         | 0        | 0        | 0        |
| Uhlaender ph   | 1         | 0        | 0        | 0        |
| Hall p         | 0         | 0        | 0        | 0        |
| Chaney ph      | 0         | 0        | 0        | 0        |
| <b>Totals</b>  | <b>28</b> | <b>2</b> | <b>4</b> | <b>2</b> |

|            |     |     |     |   |   |   |
|------------|-----|-----|-----|---|---|---|
| Oakland    | 100 | 002 | 000 | 3 | 6 | 1 |
| Cincinnati | 000 | 010 | 010 | 2 | 4 | 2 |

E – Campaneris, Tolan, Concepcion. **DP** – Oakland 1. **LOB** – Oakland 8, Cincinnati 8. **2B** – Perez, Tenace, Bando, Morgan. **SB** – Bench. **S** – Mangual, Campaneris. **CS** – Duncan, Morgan. **SF** – McRae, Perez.

| Oakland     | ip  | h | r | er | bb | so |
|-------------|-----|---|---|----|----|----|
| Odom        | 4.1 | 2 | 1 | 1  | 4  | 2  |
| Hunter (W)  | 2.2 | 1 | 1 | 1  | 1  | 3  |
| Holtzman    | 0.0 | 1 | 0 | 0  | 0  | 0  |
| Fingers (S) | 2.0 | 0 | 0 | 0  | 1  | 0  |
| Cincinnati  | ip  | h | r | er | bb | so |
| Billingham  | 5.0 | 2 | 1 | 0  | 1  | 4  |
| Borbon (L)  | 0.2 | 3 | 2 | 2  | 0  | 0  |
| Carroll     | 1.0 | 0 | 0 | 0  | 2  | 1  |
| Grimsley    | 0.1 | 0 | 0 | 0  | 1  | 1  |
| Hall        | 2.0 | 1 | 0 | 0  | 0  | 3  |

Hunter pitched to one batter in the 8th.  
 Holtzman pitched to one batter in the 8th.  
**WP** – Hunter. **HPB** – by Fingers (Chaney).  
**T** – 2:50. **A** – 56,040

**Umpires** – Pelekoudas, Honochick, Steiner, Umont, Engel and Haller.

# 1973 ALCS

The A's win their second consecutive American League Pennant, defeating Baltimore three games to two. It was the second consecutive year that the ALCS had gone the maximum five games after having been decided in three games each year previously. In a rematch of the 1971 ALCS, it was pitching again that was the key, this time for the A's. Five of the six A's pitchers had ERAs under 2.00 for the series.

Jim Palmer tossed a five-hit shutout to defeat the A's 6-0 in Game 1 but the A's evened the series with a 6-3 win in Game 2. Sal Bando homered twice off Dave McNally and Campy Campaneris and Joe Rudi also homered for the A's. The A's won Game 3, 2-1 in 11 innings as both Ken Holtzman and Mike Cuellar went the distance. Holtzman allowed just three hits and Cuellar had allowed just three before Campaneris homered to lead off the bottom of the 11th. The A's appeared to have the series locked up in Game 4 as they had a 4-0 lead after six innings. Baltimore then scored four times off Vida Blue in the seventh and once off losing pitcher Rollie Fingers in the eighth for a 5-4 win. ALCS MVP Catfish Hunter then tossed a five-hit shutout in Game 5 as the A's won 3-0 to clinch the series.

## FINAL STATISTICS

| PLAYER        | AVG         | G        | AB         | R         | H         | TB        | 2B       | 3B       | HR       | RBI       | SH       | SF       | HP       | BB        | IBB      | SO        | SB       | CS       | DP       | E        | SLG         | OBP         |
|---------------|-------------|----------|------------|-----------|-----------|-----------|----------|----------|----------|-----------|----------|----------|----------|-----------|----------|-----------|----------|----------|----------|----------|-------------|-------------|
| Alou          | .333        | 4        | 6          | 0         | 2         | 2         | 0        | 0        | 0        | 1         | 0        | 0        | 0        | 0         | 0        | 1         | 0        | 0        | 0        | 0        | .333        | .333        |
| Andrews       | .000        | 2        | 1          | 0         | 0         | 0         | 0        | 0        | 0        | 0         | 1        | 0        | 0        | 0         | 0        | 0         | 0        | 0        | 0        | 0        | .000        | .000        |
| Bando         | .167        | 5        | 18         | 2         | 3         | 9         | 0        | 0        | 2        | 3         | 0        | 0        | 1        | 3         | 0        | 6         | 0        | 0        | 0        | 0        | .500        | .318        |
| Bourque       | .000        | 2        | 1          | 0         | 0         | 0         | 0        | 0        | 0        | 0         | 0        | 0        | 0        | 2         | 1        | 1         | 0        | 0        | 0        | 0        | .000        | .667        |
| Campaneris    | .333        | 5        | 21         | 3         | 7         | 14        | 1        | 0        | 2        | 3         | 0        | 0        | 2        | 0         | 2        | 3         | 0        | 0        | 2        | .667     | .391        |             |
| Conigliaro    | .000        | 1        | 4          | 0         | 0         | 0         | 0        | 0        | 0        | 0         | 0        | 0        | 0        | 0         | 0        | 2         | 0        | 0        | 0        | 0        | .000        | .000        |
| Davalillo     | .625        | 4        | 8          | 2         | 5         | 8         | 1        | 1        | 0        | 1         | 0        | 0        | 0        | 1         | 1        | 0         | 0        | 0        | 1        | 1        | 1.000       | .667        |
| Fosse         | .091        | 5        | 11         | 2         | 1         | 2         | 1        | 0        | 0        | 3         | 1        | 1        | 0        | 2         | 0        | 2         | 0        | 0        | 0        | 0        | .182        | .214        |
| Green         | .077        | 5        | 13         | 0         | 1         | 2         | 1        | 0        | 0        | 1         | 1        | 0        | 0        | 0         | 0        | 4         | 0        | 0        | 0        | 1        | .154        | .077        |
| Jackson       | .143        | 5        | 21         | 0         | 3         | 3         | 0        | 0        | 0        | 0         | 0        | 0        | 0        | 0         | 0        | 6         | 0        | 1        | 0        | 0        | .143        | .143        |
| Johnson       | .100        | 4        | 10         | 0         | 1         | 1         | 0        | 0        | 0        | 0         | 0        | 0        | 0        | 2         | 0        | 6         | 0        | 0        | 0        | 0        | .100        | .250        |
| Kubiak        | .000        | 3        | 2          | 0         | 0         | 0         | 0        | 0        | 0        | 0         | 0        | 0        | 0        | 0         | 0        | 1         | 0        | 0        | 1        | 0        | .000        | .000        |
| Lewis         | —           | 2        | 0          | 1         | 0         | 0         | 0        | 0        | 0        | 0         | 0        | 0        | 0        | 0         | 0        | 0         | 0        | 0        | 0        | 0        | —           | —           |
| Mangual       | .111        | 3        | 9          | 1         | 1         | 1         | 0        | 0        | 0        | 0         | 0        | 0        | 0        | 0         | 3        | 0         | 0        | 0        | 0        | 0        | .111        | .111        |
| Rudi          | .222        | 5        | 18         | 1         | 4         | 7         | 0        | 0        | 1        | 3         | 1        | 0        | 0        | 3         | 1        | 1         | 0        | 0        | 0        | 0        | .389        | .333        |
| Tenace        | .235        | 5        | 17         | 3         | 4         | 5         | 1        | 0        | 0        | 0         | 0        | 0        | 1        | 2         | 0        | 4         | 0        | 0        | 0        | 0        | .294        | .350        |
| <b>Totals</b> | <b>.200</b> | <b>5</b> | <b>160</b> | <b>15</b> | <b>32</b> | <b>54</b> | <b>5</b> | <b>1</b> | <b>5</b> | <b>15</b> | <b>4</b> | <b>1</b> | <b>2</b> | <b>17</b> | <b>3</b> | <b>39</b> | <b>3</b> | <b>1</b> | <b>2</b> | <b>4</b> | <b>.338</b> | <b>.283</b> |

| PITCHER       | W        | L        | ERA         | G        | GS       | CG       | GF       | SHO      | SV       | IP          | H         | R         | ER        | HR       | HB       | BB        | IBB      | SO        | WP       | BK       | AVG         |
|---------------|----------|----------|-------------|----------|----------|----------|----------|----------|----------|-------------|-----------|-----------|-----------|----------|----------|-----------|----------|-----------|----------|----------|-------------|
| Blue          | 0        | 1        | 10.29       | 2        | 2        | 0        | 0        | 0        | 0        | 7.0         | 8         | 8         | 8         | 1        | 0        | 5         | 0        | 3         | 1        | 0        | .286        |
| Fingers       | 0        | 1        | 1.93        | 3        | 0        | 0        | 3        | 0        | 1        | 4.2         | 4         | 1         | 1         | 1        | 0        | 2         | 0        | 4         | 0        | 0        | .250        |
| Holtzman      | 1        | 0        | 0.82        | 1        | 1        | 1        | 0        | 0        | 11.0     | 3           | 1         | 1         | 1         | 0        | 1        | 0         | 7        | 0         | 0        | .081     |             |
| Hunter        | 2        | 0        | 1.65        | 2        | 2        | 1        | 0        | 1        | 0        | 16.1        | 12        | 3         | 3         | 0        | 1        | 5         | 1        | 6         | 0        | 0        | .200        |
| Odom          | 0        | 0        | 1.80        | 1        | 0        | 0        | 0        | 0        | 5.0      | 6           | 2         | 1         | 0         | 0        | 2        | 0         | 4        | 0         | 0        | .286     |             |
| Pina          | 0        | 0        | 0.00        | 1        | 0        | 0        | 0        | 0        | 2.0      | 3           | 0         | 0         | 0         | 1        | 1        | 0         | 1        | 0         | 0        | .333     |             |
| <b>Totals</b> | <b>3</b> | <b>2</b> | <b>2.74</b> | <b>5</b> | <b>5</b> | <b>2</b> | <b>3</b> | <b>1</b> | <b>1</b> | <b>46.0</b> | <b>36</b> | <b>15</b> | <b>14</b> | <b>3</b> | <b>2</b> | <b>16</b> | <b>1</b> | <b>25</b> | <b>1</b> | <b>0</b> | <b>.211</b> |



**Game 1 — October 6**  
Baltimore 6, Oakland 0

**Game 2 — October 7**  
Oakland 6, Baltimore 3

**Game 3 — October 9**  
Oakland 2, Baltimore 1 (11)

| Oakland         | ab        | r        | h        | bi       |
|-----------------|-----------|----------|----------|----------|
| Campaneris ss   | 3         | 0        | 1        | 0        |
| Rudi lf         | 2         | 0        | 0        | 0        |
| Bando 3b        | 3         | 0        | 0        | 0        |
| Jackson rf      | 4         | 0        | 1        | 0        |
| Johnson dh      | 2         | 0        | 0        | 0        |
| Borque dh       | 1         | 0        | 0        | 0        |
| Tenace 1b-c     | 4         | 0        | 1        | 0        |
| Mangual cf      | 4         | 0        | 0        | 0        |
| Fosse c         | 2         | 0        | 0        | 0        |
| Davalillo ph-1b | 2         | 0        | 2        | 0        |
| Green 2b        | 2         | 0        | 0        | 0        |
| Alou ph         | 1         | 0        | 0        | 0        |
| Kubiak 2b       | 1         | 0        | 0        | 0        |
| Blue p          | 0         | 0        | 0        | 0        |
| Pina p          | 0         | 0        | 0        | 0        |
| Odum p          | 0         | 0        | 0        | 0        |
| Fingers p       | 0         | 0        | 0        | 0        |
| <b>Totals</b>   | <b>31</b> | <b>0</b> | <b>5</b> | <b>0</b> |

| Baltimore     | ab        | r        | h         | bi       |
|---------------|-----------|----------|-----------|----------|
| Rettenmund rf | 4         | 1        | 1         | 0        |
| Grich 2b      | 5         | 0        | 0         | 0        |
| Blair cf      | 4         | 2        | 1         | 0        |
| Davis dh      | 5         | 1        | 3         | 1        |
| Baylor lf     | 3         | 2        | 2         | 1        |
| Robinson 3b   | 5         | 0        | 0         | 0        |
| Williams 1b   | 4         | 0        | 2         | 2        |
| Etchebarren c | 3         | 0        | 2         | 1        |
| Belanger ss   | 3         | 0        | 1         | 1        |
| Palmer p      | 0         | 0        | 0         | 0        |
| <b>Totals</b> | <b>36</b> | <b>6</b> | <b>12</b> | <b>6</b> |

|           |     |     |     |   |    |   |
|-----------|-----|-----|-----|---|----|---|
| Oakland   | 000 | 000 | 000 | 0 | 5  | 1 |
| Baltimore | 400 | 000 | 11x | 6 | 12 | 0 |

**E** – Campaneris. **DP** – Oakland 1, Baltimore 1. **LOB** – Oakland 9, Baltimore 12. **2B** – Davis, Williams, Davalillo. **SB** – Campaneris.

| Oakland    | ip  | h | r | er | bb | so |
|------------|-----|---|---|----|----|----|
| Blue (L)   | 0.2 | 3 | 4 | 4  | 2  | 2  |
| Pina       | 2.0 | 3 | 0 | 0  | 1  | 1  |
| Odum       | 5.0 | 6 | 2 | 1  | 2  | 4  |
| Fingers    | 0.1 | 0 | 0 | 0  | 0  | 0  |
| Baltimore  | ip  | h | r | er | bb | so |
| Palmer (W) | 9.0 | 5 | 0 | 0  | 5  | 12 |

**HBP** – by Pina (Etchebarren). **WP** – Blue. **T** – 2:51. **A** – 41,279  
**Umpires** – Chylak, Haller, Maloney, Odum, Anthony and McCoy.

| Oakland       | ab        | r        | h        | bi       |
|---------------|-----------|----------|----------|----------|
| Campaneris ss | 5         | 2        | 3        | 2        |
| Rudi lf       | 4         | 1        | 2        | 1        |
| Bando 3b      | 4         | 2        | 2        | 3        |
| Jackson rf    | 5         | 0        | 0        | 0        |
| Tenace 1b     | 3         | 0        | 0        | 0        |
| Johnson dh    | 4         | 0        | 1        | 0        |
| Mangual cf    | 4         | 1        | 1        | 0        |
| Fosse c       | 3         | 0        | 0        | 0        |
| Green 2b      | 4         | 0        | 0        | 0        |
| Hunter p      | 0         | 0        | 0        | 0        |
| Fingers p     | 0         | 0        | 0        | 0        |
| <b>Totals</b> | <b>36</b> | <b>6</b> | <b>9</b> | <b>6</b> |

| Baltimore     | ab        | r        | h        | bi       |
|---------------|-----------|----------|----------|----------|
| Bumby lf      | 4         | 1        | 0        | 0        |
| Coggins rf-cf | 5         | 1        | 2        | 0        |
| Davis dh      | 5         | 0        | 2        | 1        |
| Powell 1b     | 4         | 1        | 0        | 0        |
| Williams c    | 4         | 0        | 2        | 1        |
| Blair cf      | 3         | 0        | 0        | 0        |
| Crowley ph-rf | 1         | 0        | 0        | 0        |
| Robinson 3b   | 3         | 0        | 1        | 1        |
| Hood pr       | 0         | 0        | 0        | 0        |
| Baker ss      | 0         | 0        | 0        | 0        |
| Grich 2b      | 2         | 0        | 0        | 0        |
| Belanger ss   | 3         | 0        | 1        | 0        |
| Baylor ph     | 1         | 0        | 0        | 0        |
| Brown 3b      | 0         | 0        | 0        | 0        |
| McNally p     | 0         | 0        | 0        | 0        |
| Reynolds p    | 0         | 0        | 0        | 0        |
| G. Jackson p  | 0         | 0        | 0        | 0        |
| <b>Totals</b> | <b>35</b> | <b>3</b> | <b>8</b> | <b>3</b> |

|           |     |     |     |   |   |   |
|-----------|-----|-----|-----|---|---|---|
| Oakland   | 100 | 002 | 021 | 6 | 9 | 0 |
| Baltimore | 100 | 001 | 010 | 3 | 8 | 0 |

**LOB** – Oakland 7, Baltimore 9. **2B** – Williams. **HR** – Campaneris, Rudi, Bando 2. **SB** – Campaneris 2. **S** – Fosse.

| Oakland     | ip  | h | r | er | bb | so |
|-------------|-----|---|---|----|----|----|
| Hunter (W)  | 7.1 | 7 | 3 | 3  | 3  | 5  |
| Fingers (S) | 1.2 | 1 | 0 | 0  | 1  | 1  |
| Baltimore   | ip  | h | r | er | bb | so |
| McNally (L) | 7.2 | 7 | 5 | 5  | 2  | 7  |
| Reynolds    | 1.0 | 2 | 1 | 1  | 1  | 2  |
| G. Jackson  | 0.1 | 0 | 0 | 0  | 0  | 0  |

**WP** – McNally. **PB** – Williams. **T** – 2:42. **A** – 48,425  
**Umpires** – Haller, Chylak, Maloney, Odum, Anthony and McCoy.

| Baltimore     | ab        | r        | h        | bi       |
|---------------|-----------|----------|----------|----------|
| Rettenmund rf | 5         | 0        | 0        | 0        |
| Grich 2b      | 5         | 0        | 1        | 0        |
| Blair cf      | 4         | 0        | 1        | 0        |
| Davis dh      | 3         | 0        | 0        | 0        |
| Baylor lf     | 4         | 0        | 0        | 0        |
| Robinson 3b   | 4         | 0        | 0        | 0        |
| Williams 1b   | 4         | 1        | 1        | 1        |
| Etchebarren c | 4         | 0        | 0        | 0        |
| Belanger ss   | 4         | 0        | 0        | 0        |
| Cuellar p     | 0         | 0        | 0        | 0        |
| <b>Totals</b> | <b>37</b> | <b>1</b> | <b>3</b> | <b>1</b> |

| Oakland       | ab        | r        | h        | bi       |
|---------------|-----------|----------|----------|----------|
| Campaneris ss | 5         | 1        | 1        | 1        |
| Rudi lf       | 4         | 0        | 1        | 1        |
| Bando 3b      | 4         | 0        | 0        | 0        |
| Jackson rf    | 4         | 0        | 0        | 0        |
| Tenace 1b-c   | 4         | 0        | 1        | 0        |
| Johnson dh    | 2         | 0        | 0        | 0        |
| Conigliaro cf | 4         | 0        | 0        | 0        |
| Fosse c       | 1         | 0        | 0        | 0        |
| Alou ph       | 1         | 0        | 1        | 0        |
| Lewis pr      | 0         | 1        | 0        | 0        |
| Davalillo 1b  | 1         | 0        | 0        | 0        |
| Green 2b      | 2         | 0        | 0        | 0        |
| Andrews ph    | 0         | 0        | 0        | 0        |
| Kubiak 2b     | 1         | 0        | 0        | 0        |
| Holtzman p    | 0         | 0        | 0        | 0        |
| <b>Totals</b> | <b>33</b> | <b>2</b> | <b>4</b> | <b>2</b> |

|           |     |     |     |    |   |   |   |
|-----------|-----|-----|-----|----|---|---|---|
| Baltimore | 010 | 000 | 000 | 00 | 1 | 3 | 0 |
| Oakland   | 000 | 000 | 010 | 01 | 2 | 4 | 3 |

None out when winning run scored.  
**E** – Green 2, Davalillo. **DP** – Oakland 1. **LOB** – Baltimore 4, Oakland 5. **HR** – Williams, Campaneris. **S** – Andrews.

| Baltimore    | ip   | h | r | er | bb | so |
|--------------|------|---|---|----|----|----|
| Cuellar (L)  | 10.0 | 4 | 2 | 2  | 3  | 11 |
| Oakland      | ip   | h | r | er | bb | so |
| Holtzman (W) | 11.0 | 3 | 1 | 1  | 1  | 7  |

Cuellar pitched to one batter in the 11th.  
**T** – 2:23. **A** – 34,367  
**Umpires** – Maloney, Haller, Anthony, Chylak, McCoy and Odum.

**Game 4 — October 10**  
**Baltimore 5, Oakland 4**

**Game 5 — October 11**  
**Oakland 3, Baltimore 0**

| Baltimore     | ab        | r        | h        | bi       | Baltimore     | ab        | r        | h        | bi       |
|---------------|-----------|----------|----------|----------|---------------|-----------|----------|----------|----------|
| Rettenmund rf | 2         | 0        | 0        | 0        | Bumbry lf     | 3         | 0        | 0        | 0        |
| Grich 2b      | 4         | 1        | 1        | 1        | Coggins rf    | 4         | 0        | 2        | 0        |
| Blair cf      | 4         | 0        | 1        | 0        | Davis dh      | 4         | 0        | 0        | 0        |
| Davis dh      | 4         | 0        | 1        | 0        | Williams 1b   | 3         | 0        | 0        | 0        |
| Williams 1b   | 3         | 1        | 0        | 0        | Blair cf      | 3         | 0        | 0        | 0        |
| Baylor lf     | 3         | 1        | 1        | 0        | Robinson 3b   | 4         | 0        | 2        | 0        |
| Robinson 3b   | 4         | 1        | 2        | 1        | Grich 2b      | 4         | 0        | 0        | 0        |
| Etchebarren c | 4         | 1        | 2        | 3        | Etchebarren c | 3         | 0        | 1        | 0        |
| Belanger ss   | 4         | 0        | 0        | 0        | Belanger ss   | 2         | 0        | 0        | 0        |
| Palmer p      | 0         | 0        | 0        | 0        | Crowley ph    | 1         | 0        | 0        | 0        |
| Reynolds p    | 0         | 0        | 0        | 0        | Baker ss      | 0         | 0        | 0        | 0        |
| Watt p        | 0         | 0        | 0        | 0        | Alexander p   | 0         | 0        | 0        | 0        |
| G. Jackson p  | 0         | 0        | 0        | 0        | Palmer p      | 0         | 0        | 0        | 0        |
| <b>Totals</b> | <b>32</b> | <b>5</b> | <b>8</b> | <b>5</b> | <b>Totals</b> | <b>31</b> | <b>0</b> | <b>5</b> | <b>0</b> |

| Oakland       | ab        | r        | h        | bi       | Oakland       | ab        | r        | h        | bi       |
|---------------|-----------|----------|----------|----------|---------------|-----------|----------|----------|----------|
| Campaneris ss | 4         | 0        | 1        | 0        | Campaneris ss | 4         | 0        | 1        | 0        |
| Rudi lf       | 4         | 0        | 0        | 0        | Rudi lf       | 4         | 0        | 1        | 1        |
| Bando 3b      | 3         | 0        | 0        | 0        | Bando 3b      | 4         | 0        | 1        | 0        |
| Jackson rf    | 4         | 0        | 1        | 0        | Jackson cf    | 4         | 0        | 1        | 0        |
| Tenace 1b-c   | 3         | 2        | 1        | 0        | Tenace 1b     | 3         | 1        | 1        | 0        |
| Davalillo cf  | 3         | 1        | 2        | 0        | Davalillo cf  | 2         | 1        | 1        | 1        |
| Mangual ph-cf | 1         | 0        | 0        | 0        | Alou dh       | 3         | 0        | 1        | 1        |
| Johnson dh    | 2         | 0        | 0        | 0        | Fosse c       | 3         | 1        | 0        | 0        |
| Borque dh     | 0         | 0        | 0        | 0        | Green 2b      | 2         | 0        | 0        | 0        |
| Andrews dh-1b | 1         | 0        | 0        | 0        | Hunter p      | 0         | 0        | 0        | 0        |
| Fosse c       | 2         | 1        | 1        | 3        | <b>Totals</b> | <b>29</b> | <b>3</b> | <b>7</b> | <b>3</b> |
| Lewis pr      | 0         | 0        | 0        | 0        |               |           |          |          |          |
| Kubiak 2b     | 0         | 0        | 0        | 0        | Baltimore     | 000       | 000      | 000      | 0 5 2    |
| Green 2b      | 3         | 0        | 1        | 1        | Oakland       | 001       | 200      | 00x      | 3 7 0    |
| Alou ph       | 1         | 0        | 0        | 0        |               |           |          |          |          |
| Fingers p     | 0         | 0        | 0        | 0        |               |           |          |          |          |
| Blue p        | 0         | 0        | 0        | 0        |               |           |          |          |          |
| <b>Totals</b> | <b>31</b> | <b>4</b> | <b>7</b> | <b>4</b> |               |           |          |          |          |

|           |     |     |     |   |   |   |
|-----------|-----|-----|-----|---|---|---|
| Baltimore | 000 | 000 | 000 | 0 | 5 | 2 |
| Oakland   | 001 | 200 | 00x | 3 | 7 | 0 |

E — Robinson, Bumbry. DP — Baltimore  
 1. LOB — Baltimore 7, Oakland 5. 2B —  
 Etchebarren, Coggins, Campaneris, Robin-  
 son. 3B — Davalillo. SB — Bumbry. S — Green.

|           |     |     |     |   |   |   |
|-----------|-----|-----|-----|---|---|---|
| Baltimore | 000 | 000 | 410 | 5 | 7 | 0 |
| Oakland   | 030 | 001 | 000 | 4 | 8 | 0 |

DP — Oakland 2. LOB — Baltimore 4, Oakland  
 8. 2B — Tenace, Fosse, Green, Robinson. HR  
 — Etchebarren, Grich. S — Rudi. SF — Fosse.

| Baltimore     | ip  | h | r | er | bb | so |
|---------------|-----|---|---|----|----|----|
| Alexander (L) | 3.2 | 5 | 3 | 2  | 0  | 1  |
| Palmer        | 4.1 | 2 | 0 | 0  | 1  | 1  |
| Oakland       | ip  | h | r | er | bb | so |
| Hunter (W)    | 9.0 | 5 | 0 | 0  | 2  | 1  |

HBP — by Hunter (Blair), by Alexander (Te-  
 nace).  
 T — 2:11. A — 24,265  
 Umpires — Haller, Chylak, Maloney, Odom,  
 Anthony and McCoy.

| Oakland     | ip  | h | r | er | bb | so |
|-------------|-----|---|---|----|----|----|
| Blue        | 6.1 | 5 | 4 | 4  | 3  | 1  |
| Fingers (L) | 2.2 | 3 | 1 | 1  | 1  | 3  |

HBP — by Watt (Bando).  
 T — 2:31. A — 27,497  
 Umpires — Chylak, Haller, Maloney, Odom,  
 Anthony and McCoy.

# 1973 WORLD SERIES

The A's win their second consecutive World Championship, winning Games 6 and 7 to defeat the New York Mets, four games to three. Reggie Jackson was named MVP of the series after hitting .310 with a home run and six RBI and Ken Holtzman was the winning pitcher in two of the A's four victories. The series also featured the "firing" of Mike Andrews by A's owner Charlie Finley after his two 12th-inning errors in Game 2 helped the Mets to a 10-7 win. Andrews did make another appearance in the series, grounding out as a pinch hitter in Game 4.

Holtzman picks up the win in the A's 2-1 victory in Game 1. The A's collect just three hits off Mets starter Jon Matlack but all come in the third inning as Holtzman doubles and scores on an error and Joe Rudi has a RBI single. The Mets score four runs off Rollie Fingers in the 12th inning of Game 2 to defeat the A's 10-7, but only one run was earned as Andrews committed two errors. Game 3 went 11 innings but the A's won 3-2 on a RBI single by Campy Campaneris in the top of the 11th. The A's lost Game 4, 6-1 as Rusty Staub was a perfect 4-for-4 to even the series at two games apiece. Jerry Koosman and Tug McGraw then combined to three-hit the A's in a 2-0 win in Game 5 but the A's came back to win the final two games in Oakland. In Game 6, Reggie Jackson doubled twice, singled and drove in two runs in the A's 3-1 victory. The A's had gone the entire series without a home run before Campaneris hit a two-run home run in the third inning in Game 2. Jackson added a two-run homer later in the inning and Darold Knowles retired Wayne Garrett with runners on first and third in the ninth to save the A's 5-2 win.

## FINAL STATISTICS

| PLAYER        | AVG         | G        | AB         | R         | H         | TB        | 2B        | 3B       | HR       | RBI       | SH       | SF       | HP       | BB        | IBB      | SO        | SB       | CS       | DP       | E        | SLG         | OBP         |
|---------------|-------------|----------|------------|-----------|-----------|-----------|-----------|----------|----------|-----------|----------|----------|----------|-----------|----------|-----------|----------|----------|----------|----------|-------------|-------------|
| Alou          | .158        | 7        | 19         | 0         | 3         | 4         | 1         | 0        | 0        | 3         | 0        | 1        | 0        | 0         | 0        | 0         | 0        | 0        | 0        | 0        | .211        | .150        |
| Andrews       | .000        | 2        | 3          | 0         | 0         | 0         | 0         | 0        | 0        | 0         | 0        | 0        | 0        | 1         | 0        | 1         | 0        | 0        | 0        | 2        | .000        | .250        |
| Bando         | .231        | 7        | 26         | 5         | 6         | 9         | 1         | 1        | 0        | 1         | 1        | 0        | 0        | 4         | 1        | 7         | 0        | 0        | 0        | 1        | .346        | .333        |
| Blue          | .000        | 2        | 4          | 0         | 0         | 0         | 0         | 0        | 0        | 0         | 0        | 0        | 0        | 0         | 0        | 4         | 0        | 0        | 0        | 0        | .000        | .000        |
| Bourque       | .500        | 2        | 2          | 0         | 1         | 1         | 0         | 0        | 0        | 0         | 0        | 0        | 0        | 0         | 0        | 0         | 0        | 0        | 0        | 0        | .500        | .500        |
| Campaneris    | .290        | 7        | 31         | 6         | 9         | 14        | 0         | 1        | 1        | 3         | 0        | 0        | 2        | 1         | 0        | 7         | 3        | 0        | 0        | 1        | .452        | .353        |
| Conigliaro    | .000        | 3        | 3          | 0         | 0         | 0         | 0         | 0        | 0        | 0         | 0        | 0        | 0        | 0         | 0        | 1         | 0        | 0        | 0        | 0        | .000        | .000        |
| Davallillo    | .091        | 6        | 11         | 0         | 1         | 1         | 0         | 0        | 0        | 0         | 0        | 0        | 0        | 2         | 0        | 1         | 0        | 0        | 0        | 0        | .091        | .231        |
| Fingers       | .333        | 6        | 3          | 0         | 1         | 1         | 0         | 0        | 0        | 0         | 0        | 0        | 0        | 0         | 0        | 1         | 0        | 0        | 0        | 0        | .333        | .333        |
| Fosse         | .158        | 7        | 19         | 0         | 3         | 4         | 1         | 0        | 0        | 0         | 0        | 0        | 0        | 1         | 1        | 4         | 0        | 0        | 0        | 0        | .211        | .200        |
| Green         | .063        | 7        | 16         | 0         | 1         | 1         | 0         | 0        | 0        | 0         | 0        | 0        | 0        | 1         | 0        | 6         | 0        | 1        | 0        | 1        | .063        | .118        |
| Holtzman      | .667        | 3        | 3          | 2         | 2         | 4         | 2         | 0        | 0        | 0         | 0        | 0        | 0        | 0         | 0        | 0         | 0        | 0        | 0        | 0        | 1.333       | .667        |
| Hunter        | .000        | 2        | 5          | 0         | 0         | 0         | 0         | 0        | 0        | 0         | 0        | 0        | 0        | 0         | 0        | 3         | 0        | 0        | 0        | 1        | .000        | .000        |
| Jackson       | .310        | 7        | 29         | 3         | 9         | 17        | 3         | 1        | 1        | 6         | 0        | 0        | 0        | 2         | 0        | 7         | 0        | 0        | 1        | 0        | .586        | .355        |
| Johnson       | .300        | 6        | 10         | 0         | 3         | 4         | 1         | 0        | 0        | 0         | 0        | 0        | 0        | 1         | 0        | 4         | 0        | 0        | 0        | 0        | .400        | .364        |
| Knowles       | —           | 0        | 0          | 0         | 0         | 0         | 0         | 0        | 0        | 0         | 0        | 0        | 0        | 0         | 0        | 0         | 0        | 0        | 0        | 1        | —           | —           |
| Kubiak        | .000        | 4        | 3          | 1         | 0         | 0         | 0         | 0        | 0        | 0         | 0        | 0        | 0        | 1         | 0        | 1         | 0        | 0        | 0        | 0        | .000        | .250        |
| Lewis         | —           | 3        | 0          | 1         | 0         | 0         | 0         | 0        | 0        | 0         | 0        | 0        | 0        | 0         | 0        | 0         | 0        | 0        | 0        | 0        | —           | —           |
| Lindblad      | .000        | 3        | 1          | 0         | 0         | 0         | 0         | 0        | 0        | 0         | 0        | 0        | 0        | 0         | 0        | 0         | 0        | 0        | 0        | 0        | .000        | .000        |
| Mangual       | .000        | 5        | 6          | 0         | 0         | 0         | 0         | 0        | 0        | 0         | 0        | 0        | 0        | 0         | 0        | 3         | 0        | 0        | 0        | 0        | .000        | .000        |
| Odom          | .000        | 3        | 1          | 0         | 0         | 0         | 0         | 0        | 0        | 0         | 0        | 0        | 0        | 0         | 0        | 1         | 0        | 0        | 0        | 0        | .000        | .000        |
| Rudi          | .333        | 7        | 27         | 3         | 9         | 11        | 2         | 0        | 0        | 4         | 1        | 0        | 0        | 3         | 0        | 4         | 0        | 1        | 0        | 0        | .407        | .400        |
| Tenace        | .158        | 7        | 19         | 0         | 3         | 4         | 1         | 0        | 0        | 3         | 0        | 0        | 0        | 11        | 1        | 7         | 0        | 2        | 1        | 2        | .211        | .467        |
| <b>Totals</b> | <b>.212</b> | <b>7</b> | <b>241</b> | <b>21</b> | <b>51</b> | <b>75</b> | <b>12</b> | <b>3</b> | <b>2</b> | <b>20</b> | <b>2</b> | <b>1</b> | <b>2</b> | <b>28</b> | <b>3</b> | <b>62</b> | <b>3</b> | <b>4</b> | <b>2</b> | <b>9</b> | <b>.311</b> | <b>.298</b> |

| PITCHER       | W        | L        | ERA         | G        | GS       | CG       | GF       | SHO      | SV       | IP          | H         | R         | ER        | HR       | HB       | BB        | IBB      | SO        | WP       | BK       | AVG         |
|---------------|----------|----------|-------------|----------|----------|----------|----------|----------|----------|-------------|-----------|-----------|-----------|----------|----------|-----------|----------|-----------|----------|----------|-------------|
| Blue          | 0        | 1        | 4.91        | 2        | 2        | 0        | 0        | 0        | 0        | 11.0        | 10        | 6         | 6         | 2        | 0        | 3         | 0        | 8         | 1        | 0        | .222        |
| Fingers       | 0        | 1        | 0.66        | 6        | 0        | 3        | 0        | 2        | 13.2     | 13          | 5         | 1         | 0         | 1        | 4        | 1         | 8        | 0         | 0        | 0        | .250        |
| Holtzman      | 2        | 1        | 4.22        | 3        | 3        | 0        | 0        | 0        | 10.2     | 13          | 5         | 5         | 1         | 0        | 5        | 0         | 6        | 0         | 0        | 0        | .310        |
| Hunter        | 1        | 0        | 2.03        | 2        | 2        | 0        | 0        | 0        | 13.1     | 11          | 3         | 3         | 1         | 0        | 4        | 1         | 6        | 1         | 0        | 0        | .212        |
| Knowles       | 0        | 0        | 0.00        | 7        | 0        | 2        | 0        | 2        | 6.1      | 4           | 1         | 0         | 0         | 1        | 5        | 2         | 5        | 0         | 0        | 0        | .167        |
| Lindblad      | 1        | 0        | 0.00        | 3        | 0        | 0        | 2        | 0        | 0        | 3.1         | 4         | 0         | 0         | 0        | 0        | 1         | 1        | 1         | 0        | 0        | .250        |
| Odom          | 0        | 0        | 3.86        | 2        | 0        | 0        | 0        | 0        | 4.2      | 5           | 2         | 2         | 0         | 0        | 2        | 0         | 2        | 1         | 0        | 0        | .294        |
| Pina          | 0        | 0        | 0.00        | 2        | 0        | 0        | 0        | 0        | 3.0      | 6           | 2         | 0         | 0         | 1        | 2        | 1         | 0        | 0         | 0        | 0        | .462        |
| <b>Totals</b> | <b>4</b> | <b>3</b> | <b>2.32</b> | <b>7</b> | <b>7</b> | <b>0</b> | <b>7</b> | <b>0</b> | <b>4</b> | <b>66.0</b> | <b>66</b> | <b>24</b> | <b>17</b> | <b>4</b> | <b>3</b> | <b>26</b> | <b>6</b> | <b>36</b> | <b>3</b> | <b>0</b> | <b>.253</b> |

**Game 1 — October 13**  
**Oakland 2, New York 1**

**Game 2 — October 14**  
**New York 10, Oakland 7 (12)**

| New York      | ab        | r        | h        | bi       |
|---------------|-----------|----------|----------|----------|
| Garrett 3b    | 5         | 0        | 0        | 0        |
| Millan 2b     | 4         | 0        | 1        | 0        |
| Mays cf       | 4         | 0        | 1        | 0        |
| Jones lf      | 4         | 1        | 2        | 0        |
| Milner 1b     | 4         | 0        | 2        | 1        |
| Grote c       | 4         | 0        | 0        | 0        |
| Hahn rf       | 2         | 0        | 0        | 0        |
| Kranenpool ph | 1         | 0        | 0        | 0        |
| Harrelson ss  | 2         | 0        | 0        | 0        |
| Hodges ph     | 0         | 0        | 0        | 0        |
| Martinez pr   | 0         | 0        | 0        | 0        |
| Matlack p     | 0         | 0        | 0        | 0        |
| Boswell ph    | 1         | 0        | 1        | 0        |
| McGraw p      | 0         | 0        | 0        | 0        |
| Beauchamp ph  | 1         | 0        | 0        | 0        |
| <b>Totals</b> | <b>32</b> | <b>1</b> | <b>7</b> | <b>1</b> |

| Oakland       | ab        | r        | h        | bi       |
|---------------|-----------|----------|----------|----------|
| Campaneris ss | 4         | 1        | 1        | 0        |
| Rudi lf       | 3         | 0        | 1        | 1        |
| Bando 3b      | 3         | 0        | 1        | 1        |
| Jackson cf-rf | 3         | 0        | 0        | 0        |
| Tenace 1b     | 3         | 0        | 0        | 0        |
| Alou rf       | 3         | 0        | 0        | 0        |
| Davalillo cf  | 0         | 0        | 0        | 0        |
| Fosse c       | 3         | 0        | 0        | 0        |
| Green 2b      | 2         | 0        | 0        | 0        |
| Holtzman p    | 1         | 1        | 1        | 0        |
| Mangual ph    | 1         | 0        | 0        | 0        |
| Fingers p     | 1         | 0        | 0        | 0        |
| Knowles p     | 0         | 0        | 0        | 0        |
| <b>Totals</b> | <b>27</b> | <b>2</b> | <b>4</b> | <b>1</b> |

|          |     |     |     |   |   |   |
|----------|-----|-----|-----|---|---|---|
| New York | 000 | 100 | 000 | 1 | 7 | 2 |
| Oakland  | 002 | 000 | 00x | 2 | 4 | 0 |

E – Millan, Mays. DP – Oakland 2. LOB – New York 9, Oakland 5. 2B – Holtzman, Jones. 3B – Millan. SB – Campaneris. CS – Green. S – Matlack, Rudi.

| New York     | ip  | h | r | er | bb | so |
|--------------|-----|---|---|----|----|----|
| Matlack (L)  | 6.0 | 3 | 2 | 2  | 2  | 3  |
| McGraw       | 2.0 | 1 | 0 | 0  | 1  | 1  |
| Oakland      | ip  | h | r | er | bb | so |
| Holtzman (W) | 5.0 | 4 | 1 | 1  | 3  | 2  |
| Fingers      | 3.1 | 3 | 0 | 0  | 1  | 3  |
| Knowles (Sv) | 0.2 | 0 | 0 | 0  | 0  | 0  |

PB – Fosse.  
T – 2:26. A – 46,021

Umpires – Springstead, Donatelli, Neudecker, Pryor, Goetz and Wendelstedt.

| New York      | ab        | r         | h         | bi       |
|---------------|-----------|-----------|-----------|----------|
| Garrett 3b    | 6         | 1         | 1         | 1        |
| Millan 2b     | 6         | 0         | 0         | 0        |
| Staub rf      | 5         | 0         | 1         | 0        |
| Mays pr-cf    | 2         | 1         | 1         | 1        |
| Jones lf      | 5         | 3         | 3         | 1        |
| Milner 1b     | 6         | 1         | 2         | 0        |
| Grote c       | 6         | 1         | 2         | 0        |
| Hahn cf-rf    | 7         | 1         | 1         | 1        |
| Harrelson ss  | 6         | 1         | 3         | 1        |
| Coosman p     | 1         | 0         | 0         | 0        |
| Sadecki p     | 0         | 0         | 0         | 0        |
| Theodore ph   | 1         | 0         | 0         | 0        |
| Parker p      | 0         | 0         | 0         | 0        |
| Beauchamp ph  | 1         | 0         | 0         | 0        |
| McGraw p      | 2         | 1         | 1         | 0        |
| Stone p       | 0         | 0         | 0         | 0        |
| <b>Totals</b> | <b>54</b> | <b>10</b> | <b>15</b> | <b>5</b> |

| Oakland       | ab        | r        | h         | bi       |
|---------------|-----------|----------|-----------|----------|
| Campaneris ss | 6         | 2        | 1         | 0        |
| Rudi lf       | 5         | 1        | 2         | 1        |
| Bando 3b      | 5         | 2        | 1         | 1        |
| Jackson cf    | 6         | 1        | 4         | 2        |
| Tenace 1b     | 3         | 0        | 1         | 1        |
| Alou rf       | 6         | 0        | 3         | 2        |
| Fosse c       | 5         | 0        | 0         | 0        |
| Green 2b      | 2         | 0        | 0         | 0        |
| Mangual ph    | 1         | 0        | 0         | 0        |
| Kubiak 2b     | 0         | 0        | 0         | 0        |
| Andrews ph-2b | 2         | 0        | 0         | 0        |
| Blue p        | 2         | 0        | 0         | 0        |
| Pina p        | 0         | 0        | 0         | 0        |
| Knowles p     | 0         | 0        | 0         | 0        |
| Conigliaro ph | 1         | 0        | 0         | 0        |
| Odom p        | 0         | 0        | 0         | 0        |
| Johnson ph    | 1         | 0        | 1         | 0        |
| Lewis pr      | 0         | 1        | 0         | 0        |
| Fingers p     | 1         | 0        | 0         | 0        |
| Lindblad p    | 0         | 0        | 0         | 0        |
| Davalillo ph  | 1         | 0        | 0         | 0        |
| <b>Totals</b> | <b>47</b> | <b>7</b> | <b>13</b> | <b>7</b> |

|          |     |     |     |     |      |   |
|----------|-----|-----|-----|-----|------|---|
| New York | 011 | 004 | 000 | 004 | 1015 | 1 |
| Oakland  | 210 | 000 | 102 | 001 | 713  | 5 |

E – Coosman, Bando, Tenace, Andrews 2, Knowles. DP – New York 1, Oakland 1. LOB – New York 15, Oakland 12. 2B – Rudi, Alou, Jackson, Johnson, Harrelson. 3B – Bando, Campaneris, Jackson. HR – Jones (off Blue), Garrett (off Blue). SB – Campaneris. CS – Rudi, Tenace. S – McGraw.

| New York    | ip  | h | r | er | bb | so |
|-------------|-----|---|---|----|----|----|
| Koosman     | 2.1 | 6 | 3 | 3  | 3  | 4  |
| Sadecki     | 1.2 | 0 | 0 | 0  | 0  | 3  |
| Parker      | 1.0 | 1 | 0 | 0  | 0  | 0  |
| McGraw (W)  | 6.0 | 5 | 4 | 4  | 3  | 8  |
| Stone (Sv)  | 1.0 | 1 | 0 | 0  | 1  | 0  |
| Oakland     | ip  | h | r | er | bb | so |
| Blue        | 5.1 | 4 | 4 | 4  | 2  | 4  |
| Pina        | 0.0 | 2 | 2 | 0  | 0  | 0  |
| Knowles     | 1.2 | 1 | 0 | 0  | 2  | 2  |
| Odom        | 2.0 | 2 | 0 | 0  | 0  | 2  |
| Fingers (L) | 2.2 | 6 | 4 | 1  | 0  | 2  |
| Lindblad    | 0.1 | 0 | 0 | 0  | 0  | 0  |

Pina pitched to three batters in the 6th. McGraw pitched to two batters in the 12th. HBP – by Pina (Grote), by McGraw (Campaneris), by Fingers (Jones). T – 4:13. A – 49,151

Umpires – Donatelli, Neudecker, Pryor, Goetz, Wendelstedt and Springstead.

**Game 3 — October 16**  
Oakland 3, New York 2 (11)

**Game 4 — October 17**  
New York 6, Oakland 1

**Game 5 — October 18**  
New York 2, Oakland 0

| Oakland         | ab        | r        | h         | bi       | Oakland       | ab | r | h | bi | Oakland       | ab        | r        | h        | bi       |
|-----------------|-----------|----------|-----------|----------|---------------|----|---|---|----|---------------|-----------|----------|----------|----------|
| Campaneris ss   | 6         | 1        | 3         | 1        | Campaneris ss | 4  | 0 | 0 | 0  | Campaneris ss | 3         | 0        | 1        | 0        |
| Rudi lf         | 5         | 0        | 2         | 1        | Rudi lf       | 4  | 0 | 1 | 0  | Rudi lf       | 4         | 0        | 0        | 0        |
| Bando 3b        | 4         | 1        | 2         | 0        | Bando 3b      | 3  | 1 | 0 | 0  | Bando 3b      | 3         | 0        | 1        | 0        |
| Jackson rf      | 5         | 0        | 0         | 0        | Jackson cf    | 4  | 0 | 1 | 0  | Jackson cf    | 3         | 0        | 0        | 0        |
| Tenace 1b-c     | 3         | 0        | 1         | 1        | Tenace 1b     | 3  | 0 | 1 | 1  | Tenace 1b     | 1         | 0        | 0        | 0        |
| Davalillo cf-1b | 5         | 0        | 1         | 0        | Alou rf       | 4  | 0 | 0 | 0  | Odom pr       | 0         | 0        | 0        | 0        |
| Fosse c         | 2         | 0        | 0         | 0        | Fosse c       | 4  | 0 | 1 | 0  | Bourque 1b    | 0         | 0        | 0        | 0        |
| Borque ph-1b    | 2         | 0        | 1         | 0        | Green 2b      | 1  | 0 | 0 | 0  | Alou rf       | 4         | 0        | 0        | 0        |
| Lewis pr        | 0         | 0        | 0         | 0        | Mangual ph    | 1  | 0 | 0 | 0  | Fosse c       | 4         | 0        | 1        | 0        |
| Lindblad p      | 1         | 0        | 0         | 0        | Kubiak 2b     | 1  | 0 | 0 | 0  | Green 2b      | 2         | 0        | 0        | 0        |
| Fingers p       | 0         | 0        | 0         | 0        | Johnson ph    | 1  | 0 | 1 | 0  | Johnson ph    | 0         | 0        | 0        | 0        |
| Green 2b        | 2         | 0        | 0         | 0        | Holtzman p    | 0  | 0 | 0 | 0  | Lewis pr      | 0         | 0        | 0        | 0        |
| Alou ph         | 1         | 0        | 0         | 0        | Odom p        | 1  | 0 | 0 | 0  | Kubiak 2b     | 1         | 0        | 0        | 0        |
| Kubiak 2b       | 1         | 1        | 0         | 0        | Knowles p     | 0  | 0 | 0 | 0  | Blue p        | 2         | 0        | 0        | 0        |
| Hunter p        | 2         | 0        | 0         | 0        | Conigliaro ph | 1  | 0 | 0 | 0  | Knowles p     | 0         | 0        | 0        | 0        |
| Johnson ph      | 1         | 0        | 0         | 0        | Pina p        | 0  | 0 | 0 | 0  | Mangual ph    | 1         | 0        | 0        | 0        |
| Knowles p       | 0         | 0        | 0         | 0        | Andrews ph    | 1  | 0 | 0 | 0  | Fingers p     | 0         | 0        | 0        | 0        |
| Mangual ph-cf   | 2         | 0        | 0         | 0        | Lindblad p    | 0  | 0 | 0 | 0  | Conigliaro ph | 1         | 0        | 0        | 0        |
| <b>Totals</b>   | <b>42</b> | <b>3</b> | <b>10</b> | <b>3</b> | Davalillo ph  | 0  | 0 | 0 | 0  | <b>Totals</b> | <b>29</b> | <b>0</b> | <b>3</b> | <b>0</b> |

| New York      | ab        | r        | h         | bi       | New York      | ab        | r        | h         | bi       | New York      | ab        | r        | h        | bi       |   |   |   |
|---------------|-----------|----------|-----------|----------|---------------|-----------|----------|-----------|----------|---------------|-----------|----------|----------|----------|---|---|---|
| Garrett 3b    | 4         | 1        | 2         | 1        | Garrett 3b    | 4         | 2        | 1         | 0        | Garrett 3b    | 3         | 0        | 0        | 0        |   |   |   |
| Millan 2b     | 5         | 1        | 2         | 0        | Millan 2b     | 5         | 1        | 1         | 0        | Millan 2b     | 4         | 0        | 0        | 0        |   |   |   |
| Staub rf      | 6         | 0        | 2         | 0        | Staub rf      | 4         | 1        | 4         | 5        | Staub rf      | 3         | 0        | 1        | 0        |   |   |   |
| Jones lf      | 5         | 0        | 0         | 0        | Jones lf      | 3         | 0        | 1         | 0        | Jones lf      | 4         | 1        | 2        | 0        |   |   |   |
| Milner 1b     | 3         | 0        | 1         | 0        | Theodore lf   | 1         | 0        | 0         | 0        | Milner 1b     | 4         | 0        | 2        | 1        |   |   |   |
| Grote c       | 5         | 0        | 0         | 0        | Milner 1b     | 3         | 0        | 0         | 0        | Grote c       | 3         | 1        | 1        | 0        |   |   |   |
| Hahn cf       | 5         | 0        | 1         | 0        | Grote c       | 4         | 0        | 3         | 0        | Hahn cf       | 4         | 0        | 1        | 1        |   |   |   |
| Harrelson ss  | 5         | 0        | 2         | 0        | Hahn cf       | 4         | 1        | 1         | 0        | Harrelson ss  | 2         | 0        | 0        | 0        |   |   |   |
| Seaver p      | 3         | 0        | 0         | 0        | Harrelson ss  | 2         | 1        | 1         | 0        | Seaver p      | 3         | 0        | 0        | 0        |   |   |   |
| Beauchamp ph  | 1         | 0        | 0         | 0        | Matlack p     | 3         | 0        | 1         | 0        | Beauchamp ph  | 1         | 0        | 0        | 0        |   |   |   |
| Sadecki p     | 0         | 0        | 0         | 0        | Sadecki p     | 0         | 0        | 0         | 0        | <b>Totals</b> | <b>31</b> | <b>2</b> | <b>7</b> | <b>2</b> |   |   |   |
| McGraw p      | 0         | 0        | 0         | 0        | <b>Totals</b> | <b>33</b> | <b>6</b> | <b>13</b> | <b>5</b> | Oakland       | 000       | 000      | 000      | 0        | 3 | 1 |   |
| Mays ph       | 1         | 0        | 0         | 0        | Oakland       | 000       | 100      | 000       | 1        | 5             | New York  | 010      | 001      | 00x      | 2 | 7 | 1 |
| Parker p      | 0         | 0        | 0         | 0        | New York      | 300       | 300      | 00x       | 6        | 13            | 1         |          |          |          |   |   |   |
| <b>Totals</b> | <b>43</b> | <b>2</b> | <b>10</b> | <b>1</b> |               |           |          |           |          |               |           |          |          |          |   |   |   |

Oakland 000 001 010 01 310 1  
New York 200 000 000 00 210 2

**E** – Hunter, Millan 2. **LOB** – Oakland 10, New York 14. **2B** – Rudi, Hahn, Bando, Tenace, Staub. **HR** – Garrett (off Hunter). **SB** – Campaneris. **S** – Bando, Millan.

| Oakland      | ip  | h | r | er | bb | so |
|--------------|-----|---|---|----|----|----|
| Hunter       | 6.0 | 7 | 2 | 2  | 3  | 5  |
| Knowles      | 2.0 | 0 | 0 | 0  | 1  | 0  |
| Lindblad (W) | 2.0 | 3 | 0 | 0  | 1  | 0  |
| Fingers (Sv) | 1.0 | 0 | 0 | 0  | 0  | 0  |
| New York     | ip  | h | r | er | bb | so |
| Seaver       | 8.0 | 7 | 2 | 2  | 1  | 12 |
| Sadecki      | 0.0 | 1 | 0 | 0  | 0  | 0  |
| McGraw       | 2.0 | 1 | 0 | 0  | 1  | 1  |
| Parker (L)   | 1.0 | 1 | 1 | 0  | 1  | 1  |

Sadecki pitched to two batters in the 9th. Lindblad pitched to one batter in the 11th. **WP** – Hunter. **PB** – Grote. **T** – 3:15. **A** – 54,817  
**Umpires** – Neudecker, Pryor, Goetz, Wendelstedt, Springstead and Donatelli.

**E** – Green, Garrett. **DP** – Oakland 4. **LOB** – Oakland 9, New York 10. **HR** – Staub (off Holtzman).

| Oakland      | ip  | h | r | er | bb | so |
|--------------|-----|---|---|----|----|----|
| Holtzman (L) | 0.1 | 4 | 3 | 3  | 1  | 0  |
| Odom         | 2.2 | 3 | 2 | 2  | 2  | 0  |
| Knowles      | 1.0 | 1 | 1 | 0  | 1  | 1  |
| Pina         | 3.0 | 4 | 0 | 0  | 2  | 0  |
| Lindblad     | 1.0 | 1 | 0 | 0  | 0  | 1  |
| New York     | ip  | h | r | er | bb | so |
| Matlack (W)  | 8.0 | 3 | 1 | 0  | 2  | 5  |
| Sadecki (Sv) | 1.0 | 2 | 0 | 0  | 1  | 2  |

Odom pitched to two batters in the 4th. **WP** – Odom. **HBP** – by Knowles (Garrett), by Matlack (Campaneris). **T** – 2:41. **A** – 54,817

**Umpires** – Pryor, Goetz, Wendelstedt, Springstead, Donatelli and Neudecker.

**E** – Campaneris, Garrett. **DP** – New York 1. **LOB** – Oakland 9, New York 10. **2B** – Jones, Fosse. **3B** – Hahn. **S** – Grote.

| Oakland     | ip  | h | r | er | bb | so |
|-------------|-----|---|---|----|----|----|
| Blue (L)    | 5.2 | 6 | 2 | 2  | 1  | 4  |
| Knowles     | 0.1 | 0 | 0 | 0  | 1  | 1  |
| Fingers     | 2.0 | 1 | 0 | 0  | 2  | 1  |
| New York    | ip  | h | r | er | bb | so |
| Koosman (W) | 6.1 | 3 | 0 | 0  | 4  | 4  |
| McGraw (Sv) | 2.2 | 0 | 0 | 0  | 3  | 3  |

**WP** – Blue. **T** – 2:39. **A** – 54,817  
**Umpires** – Goetz, Wendelstedt, Springstead, Donatelli, Neudecker and Pryor.

**Game 6 — October 20**  
Oakland 3, New York 1

**Game 7 — October 21**  
Oakland 5, New York 2

| New York      | ab        | r        | h        | bi       |
|---------------|-----------|----------|----------|----------|
| Garrett 3b    | 3         | 0        | 1        | 0        |
| Millan 2b     | 4         | 0        | 1        | 1        |
| Staub rf      | 4         | 0        | 1        | 0        |
| Jones lf      | 4         | 0        | 0        | 0        |
| Milner 1b     | 4         | 0        | 1        | 0        |
| Grote c       | 4         | 0        | 1        | 0        |
| Hahn cf       | 3         | 0        | 0        | 0        |
| Kranepool ph  | 1         | 0        | 0        | 0        |
| Harrelson ss  | 3         | 0        | 0        | 0        |
| Seaver p      | 2         | 0        | 0        | 0        |
| Boswell ph    | 1         | 1        | 1        | 0        |
| McGraw p      | 0         | 0        | 0        | 0        |
| <b>Totals</b> | <b>33</b> | <b>1</b> | <b>6</b> | <b>1</b> |

| Oakland       | ab        | r        | h        | bi       |
|---------------|-----------|----------|----------|----------|
| Campaneris ss | 4         | 0        | 0        | 0        |
| Rudi lf       | 3         | 1        | 1        | 0        |
| Bando 3b      | 4         | 1        | 1        | 0        |
| Jackson rf-cf | 4         | 1        | 3        | 2        |
| Tenace c-1b   | 3         | 0        | 0        | 0        |
| Davalillo cf  | 2         | 0        | 0        | 0        |
| Alou ph       | 0         | 0        | 0        | 1        |
| Johnson 1b    | 4         | 0        | 1        | 0        |
| Fosse c       | 0         | 0        | 0        | 0        |
| Green 2b      | 3         | 0        | 1        | 0        |
| Hunter p      | 3         | 0        | 0        | 0        |
| Knowles p     | 0         | 0        | 0        | 0        |
| Fingers p     | 0         | 0        | 0        | 0        |
| <b>Totals</b> | <b>30</b> | <b>3</b> | <b>7</b> | <b>3</b> |

|          |     |     |     |   |   |   |
|----------|-----|-----|-----|---|---|---|
| New York | 000 | 000 | 010 | 1 | 6 | 2 |
| Oakland  | 101 | 000 | 01x | 3 | 7 | 0 |

E — Garrett, Hahn. DP — New York 1. LOB — New York 6, Oakland 7. 2B — Jackson 2. CS — Tenace. SF — Alou.

| New York       | ip        | h        | r        | er        | bb        | so        |
|----------------|-----------|----------|----------|-----------|-----------|-----------|
| Seaver (L)     | 7.0       | 6        | 2        | 2         | 2         | 6         |
| McGraw         | 1.0       | 1        | 1        | 0         | 1         | 1         |
| <b>Oakland</b> | <b>ip</b> | <b>h</b> | <b>r</b> | <b>er</b> | <b>bb</b> | <b>so</b> |
| Hunter (W)     | 7.1       | 4        | 1        | 1         | 1         | 1         |
| Knowles        | 0.1       | 2        | 0        | 0         | 0         | 1         |
| Fingers (Sv)   | 1.1       | 0        | 0        | 0         | 0         | 0         |

WP — Seaver.

T — 2:07. A — 49,333

Umpires — Wendelstedt, Springstead, Donatelli, Neudecker, Pryor and Goetz.

| New York      | ab        | r        | h        | bi       |
|---------------|-----------|----------|----------|----------|
| Garrett 3b    | 5         | 0        | 0        | 0        |
| Millan 2b     | 4         | 1        | 1        | 0        |
| Staub rf      | 4         | 0        | 2        | 1        |
| Jones lf      | 3         | 0        | 0        | 0        |
| Milner 1b     | 3         | 1        | 0        | 0        |
| Grote c       | 4         | 0        | 1        | 0        |
| Hahn cf       | 4         | 0        | 3        | 0        |
| Harrelson ss  | 4         | 0        | 0        | 0        |
| Matlack p     | 1         | 0        | 0        | 0        |
| Parker p      | 0         | 0        | 0        | 0        |
| Beauchamp ph  | 1         | 0        | 0        | 0        |
| Sadecki p     | 0         | 0        | 0        | 0        |
| Bowell ph     | 1         | 0        | 1        | 0        |
| Martinez pr   | 0         | 0        | 0        | 0        |
| <b>Totals</b> | <b>35</b> | <b>2</b> | <b>8</b> | <b>1</b> |

| Oakland         | ab        | r        | h        | bi       |
|-----------------|-----------|----------|----------|----------|
| Campaneris ss   | 4         | 2        | 3        | 2        |
| Rudi lf         | 3         | 1        | 2        | 1        |
| Bando 3b        | 4         | 0        | 0        | 0        |
| Jackson cf-rf   | 4         | 1        | 1        | 2        |
| Tenace c-1b     | 3         | 0        | 0        | 0        |
| Alou rf         | 1         | 0        | 0        | 0        |
| Davalillo ph-cf | 3         | 0        | 0        | 0        |
| Johnson 1b      | 3         | 0        | 0        | 0        |
| Fosse c         | 1         | 0        | 1        | 0        |
| Green 2b        | 4         | 0        | 0        | 0        |
| Holtzman p      | 2         | 1        | 1        | 0        |
| Fingers p       | 1         | 0        | 1        | 0        |
| Knowles p       | 0         | 0        | 0        | 0        |
| <b>Totals</b>   | <b>55</b> | <b>5</b> | <b>9</b> | <b>5</b> |

|          |     |     |     |   |   |   |
|----------|-----|-----|-----|---|---|---|
| New York | 000 | 001 | 001 | 2 | 8 | 1 |
| Oakland  | 004 | 010 | 00x | 5 | 9 | 1 |

E — Jones, Tenace. DP — Oakland 1. LOB — New York 8, Oakland 6. 2B — Holtzman, Millan, Staub. HR — Campaneris (off Matlack), Jackson (off Matlack).

| New York       | ip        | h        | r        | er        | bb        | so        |
|----------------|-----------|----------|----------|-----------|-----------|-----------|
| Matlack (L)    | 2.2       | 4        | 4        | 4         | 1         | 3         |
| Parker         | 1.1       | 0        | 0        | 0         | 1         | 1         |
| Sadecki        | 2.0       | 2        | 1        | 1         | 0         | 1         |
| Stone          | 2.0       | 3        | 0        | 0         | 0         | 3         |
| <b>Oakland</b> | <b>ip</b> | <b>h</b> | <b>r</b> | <b>er</b> | <b>bb</b> | <b>so</b> |
| Holtzman (W)   | 5.1       | 5        | 1        | 1         | 1         | 4         |
| Fingers        | 3.1       | 3        | 1        | 0         | 1         | 2         |
| Knowles (Sv)   | 0.1       | 0        | 0        | 0         | 0         | 0         |

T — 2:37. A — 49,333

Umpires — Springstead, Donatelli, Neudecker, Pryor, Goetz and Wendelstedt.

# 1974 ALCS

The A's and Orioles square off in the American League Championship Series for the third time in the last four years and the A's win their third straight American League Pennant, defeating the Orioles three games to one. Pitching was the key as Vida Blue, Ken Holtzman and Blue Moon Odom combined for 21.1 innings of scoreless pitching. Ray Fosse paced the A's offense with a .333 batting average, one home run and three RBI.

The A's lose Game 1 of the series, 6-3 as Paul Blair, Brooks Robinson and Bobby Grich all homer off A's starter Catfish Hunter. Ken Holtzman gets the A's back on track in Game 2 with a five-hit shutout in the A's 5-0 win and Ray Fosse adds three hits and three RBI. Game 3 is a pitchers duel between ALCS MVP Vida Blue and Jim Palmer and Blue comes out on the winning end when Sal Bando hits a solo home run in the fourth inning for the only run of the game. Palmer would allow just three other hits but Blue allowed just two and did not walk a batter. Jim Hunter tosses seven scoreless innings in Game 5 and A's pitchers extend their scoreless streak to 30 innings before Rollie Fingers allows a run in the ninth in the A's 2-1 win. The A's collect just one hit but walk 11 times.

## FINAL STATISTICS

| PLAYER        | AVG         | G        | AB         | R         | H         | TB        | 2B       | 3B       | HR       | RBI       | SH       | SF       | HP       | BB        | IBB      | SO        | SB       | CS       | DP       | E        | SLG         | OBP         |       |
|---------------|-------------|----------|------------|-----------|-----------|-----------|----------|----------|----------|-----------|----------|----------|----------|-----------|----------|-----------|----------|----------|----------|----------|-------------|-------------|-------|
| Alou          | 1.000       | 1        | 1          | 0         | 1         | 1         | 0        | 0        | 0        | 0         | 0        | 0        | 0        | 0         | 0        | 0         | 0        | 0        | 0        | 0        | 0           | 1.000       | 1.000 |
| Bando         | .231        | 4        | 13         | 4         | 3         | 9         | 0        | 0        | 2        | 2         | 0        | 0        | 0        | 4         | 0        | 0         | 0        | 0        | 0        | 0        | 0           | .692        | .412  |
| Campaneris    | .176        | 4        | 17         | 0         | 3         | 3         | 0        | 0        | 0        | 3         | 0        | 1        | 0        | 0         | 0        | 3         | 1        | 1        | 1        | 1        | 0           | .176        | .167  |
| Fosse         | .333        | 4        | 12         | 1         | 4         | 8         | 1        | 0        | 1        | 3         | 1        | 0        | 0        | 1         | 0        | 2         | 0        | 0        | 0        | 0        | 0           | .667        | .385  |
| Green         | .222        | 4        | 9          | 0         | 2         | 2         | 0        | 0        | 0        | 0         | 1        | 0        | 0        | 2         | 0        | 1         | 0        | 0        | 0        | 2        | 0           | .222        | .364  |
| Holt          | —           | 2        | 0          | 0         | 0         | 0         | 0        | 0        | 0        | 0         | 0        | 0        | 0        | 1         | 1        | 0         | 0        | 0        | 0        | 0        | 0           | —           | 1.000 |
| Jackson       | .167        | 4        | 12         | 0         | 2         | 3         | 1        | 0        | 0        | 1         | 0        | 0        | 0        | 5         | 0        | 2         | 0        | 0        | 0        | 0        | 0           | .250        | .412  |
| Mangual       | .250        | 1        | 4          | 0         | 1         | 1         | 0        | 0        | 0        | 0         | 0        | 0        | 0        | 0         | 0        | 0         | 0        | 0        | 0        | 0        | 0           | .250        | .250  |
| Maxvill       | .000        | 1        | 1          | 0         | 0         | 0         | 0        | 0        | 0        | 0         | 0        | 0        | 0        | 0         | 0        | 1         | 0        | 0        | 0        | 0        | 0           | .000        | .000  |
| North         | .063        | 4        | 16         | 3         | 1         | 2         | 1        | 0        | 0        | 0         | 0        | 0        | 0        | 2         | 0        | 1         | 1        | 0        | 0        | 0        | 0           | .125        | .167  |
| Rudi          | .154        | 4        | 13         | 0         | 2         | 4         | 0        | 1        | 0        | 1         | 0        | 0        | 0        | 3         | 2        | 2         | 2        | 0        | 0        | 0        | 0           | .308        | .313  |
| Tenace        | .000        | 4        | 11         | 1         | 0         | 0         | 0        | 0        | 0        | 1         | 0        | 0        | 0        | 4         | 0        | 4         | 1        | 0        | 1        | 0        | 0           | .000        | .267  |
| Trillo        | —           | 1        | 0          | 1         | 0         | 0         | 0        | 0        | 0        | 0         | 0        | 0        | 0        | 0         | 0        | 0         | 0        | 0        | 0        | 0        | 0           | —           | —     |
| Washington, C | .273        | 4        | 11         | 1         | 3         | 4         | 1        | 0        | 0        | 0         | 0        | 0        | 1        | 0         | 0        | 0         | 0        | 0        | 1        | 0        | 0           | .364        | .333  |
| Washington, W | —           | 2        | 0          | 0         | 0         | 0         | 0        | 0        | 0        | 0         | 0        | 0        | 0        | 0         | 0        | 0         | 0        | 2        | 0        | 0        | 0           | —           | —     |
| <b>Totals</b> | <b>.183</b> | <b>4</b> | <b>120</b> | <b>11</b> | <b>22</b> | <b>37</b> | <b>4</b> | <b>1</b> | <b>3</b> | <b>11</b> | <b>2</b> | <b>1</b> | <b>1</b> | <b>22</b> | <b>3</b> | <b>16</b> | <b>3</b> | <b>3</b> | <b>3</b> | <b>2</b> | <b>.308</b> | <b>.313</b> |       |

| PITCHER       | W        | L        | ERA         | G        | GS       | CG       | GF       | SHO      | SV       | IP          | H         | R        | ER       | HR       | HB       | BB       | IBB      | SO        | WP       | BK       | AVG         |
|---------------|----------|----------|-------------|----------|----------|----------|----------|----------|----------|-------------|-----------|----------|----------|----------|----------|----------|----------|-----------|----------|----------|-------------|
| Blue          | 1        | 0        | 0.00        | 1        | 1        | 1        | 0        | 1        | 0        | 9.0         | 2         | 0        | 0        | 0        | 0        | 0        | 0        | 7         | 0        | 0        | .067        |
| Fingers       | 0        | 0        | 3.00        | 2        | 0        | 0        | 2        | 0        | 1        | 3.0         | 3         | 1        | 1        | 0        | 0        | 1        | 0        | 3         | 0        | 0        | .250        |
| Holtzman      | 1        | 0        | 0.00        | 1        | 1        | 1        | 0        | 1        | 0        | 9.0         | 5         | 0        | 0        | 0        | 0        | 2        | 0        | 3         | 0        | 0        | .167        |
| Hunter        | 1        | 1        | 4.63        | 2        | 2        | 0        | 0        | 0        | 0        | 11.2        | 11        | 6        | 6        | 3        | 0        | 2        | 0        | 6         | 0        | 0        | .268        |
| Odom          | 0        | 0        | 0.00        | 1        | 0        | 0        | 0        | 0        | 0        | 3.1         | 1         | 0        | 0        | 0        | 0        | 0        | 0        | 1         | 0        | 0        | .091        |
| <b>Totals</b> | <b>3</b> | <b>1</b> | <b>1.75</b> | <b>4</b> | <b>4</b> | <b>2</b> | <b>2</b> | <b>2</b> | <b>1</b> | <b>36.0</b> | <b>22</b> | <b>7</b> | <b>7</b> | <b>3</b> | <b>0</b> | <b>5</b> | <b>0</b> | <b>20</b> | <b>0</b> | <b>0</b> | <b>.177</b> |



**Game 1 — October 5**  
Baltimore 6, Oakland 3

**Game 2 — October 6**  
Oakland 5, Baltimore 0

**Game 3 — October 8**  
Oakland 1, Baltimore 0

| Baltimore     | ab        | r        | h         | bi       |
|---------------|-----------|----------|-----------|----------|
| Coggins rf    | 4         | 0        | 0         | 0        |
| Blair cf      | 4         | 2        | 2         | 2        |
| Grich 2b      | 4         | 2        | 2         | 2        |
| Davis dh      | 4         | 0        | 2         | 1        |
| Powell 1b     | 4         | 0        | 0         | 0        |
| Baylor lf     | 4         | 0        | 2         | 0        |
| Robinson 3b   | 4         | 1        | 1         | 1        |
| Hendricks c   | 4         | 1        | 1         | 0        |
| Belanger ss   | 3         | 0        | 0         | 0        |
| Cuellar p     | 0         | 0        | 0         | 0        |
| Grimsley p    | 0         | 0        | 0         | 0        |
| <b>Totals</b> | <b>35</b> | <b>6</b> | <b>10</b> | <b>6</b> |

| Oakland          | ab        | r        | h        | bi       |
|------------------|-----------|----------|----------|----------|
| North cf         | 5         | 2        | 1        | 0        |
| Campaneris ss    | 4         | 0        | 3        | 3        |
| Jackson rf       | 4         | 0        | 0        | 0        |
| Bando 3b         | 4         | 0        | 1        | 0        |
| Rudi lf          | 4         | 0        | 0        | 0        |
| Tenace 1b        | 3         | 0        | 0        | 0        |
| Mangual dh       | 4         | 0        | 1        | 0        |
| Fosse c          | 2         | 0        | 1        | 0        |
| Alou ph          | 1         | 0        | 1        | 0        |
| Trillo pr        | 0         | 1        | 0        | 0        |
| Green 2b         | 2         | 0        | 0        | 0        |
| C. Washington ph | 1         | 0        | 1        | 0        |
| Hunter p         | 0         | 0        | 0        | 0        |
| Odom p           | 0         | 0        | 0        | 0        |
| Fingers p        | 0         | 0        | 0        | 0        |
| <b>Totals</b>    | <b>34</b> | <b>3</b> | <b>9</b> | <b>3</b> |

|           |     |     |     |   |    |   |
|-----------|-----|-----|-----|---|----|---|
| Baltimore | 100 | 140 | 000 | 6 | 10 | 0 |
| Oakland   | 001 | 010 | 001 | 3 | 9  | 0 |

**DP** – Oakland 1. **LOB** – Baltimore 3, Oakland 9. **2B** – Grich, North, C. Washington. **HR** – Blair, Robinson, Grich. **SB** – North, Campaneris. **S** – Belanger. **SF** – Campaneris.

| Baltimore      | ip        | h        | r        | er        | bb        | so        |
|----------------|-----------|----------|----------|-----------|-----------|-----------|
| Cuellar (W)    | 8.0       | 9        | 3        | 3         | 4         | 4         |
| Grimsley       | 1.0       | 0        | 0        | 0         | 0         | 0         |
| <b>Oakland</b> | <b>ip</b> | <b>h</b> | <b>r</b> | <b>er</b> | <b>bb</b> | <b>so</b> |
| Hunter (L)     | 4.2       | 8        | 6        | 6         | 0         | 3         |
| Odom           | 3.1       | 1        | 0        | 0         | 0         | 1         |
| Fingers        | 1.0       | 1        | 0        | 0         | 0         | 1         |

Cuellar pitched to two batters in the 9th. **PB** – Fosse. **T** – 2:29. **A** – 41,609. **Umpires** – Napp, Neudecker, Goetz, Phillips, Springstead and Deegan.

| Baltimore     | ab        | r        | h        | bi       |
|---------------|-----------|----------|----------|----------|
| Belanger ss   | 3         | 0        | 0        | 0        |
| Motton ph     | 1         | 0        | 0        | 0        |
| Baker ss      | 0         | 0        | 0        | 0        |
| Blair cf      | 3         | 0        | 1        | 0        |
| Grich 2b      | 4         | 0        | 0        | 0        |
| Davis dh      | 4         | 0        | 1        | 0        |
| Baylor lf     | 4         | 0        | 0        | 0        |
| Robinson 3b   | 2         | 0        | 0        | 0        |
| Williams 1b   | 3         | 0        | 0        | 0        |
| Cabell rf     | 3         | 0        | 1        | 0        |
| Etchebarren c | 3         | 0        | 2        | 0        |
| Bumbry pr     | 0         | 0        | 0        | 0        |
| Hendricks c   | 0         | 0        | 0        | 0        |
| McNally p     | 0         | 0        | 0        | 0        |
| Garland p     | 0         | 0        | 0        | 0        |
| Reynolds p    | 0         | 0        | 0        | 0        |
| G. Jackson p  | 0         | 0        | 0        | 0        |
| <b>Totals</b> | <b>30</b> | <b>0</b> | <b>5</b> | <b>0</b> |

| Oakland          | ab        | r        | h        | bi       |
|------------------|-----------|----------|----------|----------|
| Campaneris ss    | 4         | 0        | 0        | 0        |
| North cf         | 2         | 1        | 0        | 0        |
| Bando 3b         | 3         | 1        | 1        | 1        |
| Jackson dh       | 3         | 0        | 0        | 0        |
| H. Washington pr | 0         | 0        | 0        | 0        |
| Rudi lf          | 4         | 0        | 2        | 1        |
| Tenace 1b        | 3         | 1        | 0        | 0        |
| C. Washington rf | 4         | 1        | 1        | 0        |
| Fosse c          | 4         | 1        | 3        | 3        |
| Green 2b         | 1         | 0        | 1        | 0        |
| Holt ph          | 0         | 0        | 0        | 0        |
| Odom pr          | 0         | 0        | 0        | 0        |
| Maxvill 2b       | 1         | 0        | 0        | 0        |
| Holtzman p       | 0         | 0        | 0        | 0        |
| <b>Totals</b>    | <b>29</b> | <b>5</b> | <b>8</b> | <b>5</b> |

|           |     |     |     |   |   |   |
|-----------|-----|-----|-----|---|---|---|
| Baltimore | 000 | 000 | 000 | 0 | 5 | 2 |
| Oakland   | 000 | 101 | 03x | 5 | 8 | 0 |

**E** – Grich, Baker. **DP** – Baltimore 2, Oakland 2. **LOB** – Baltimore 5, Oakland 7. **2B** – Fosse. **3B** – Rudi. **HR** – Bando, Fosse. **SB** – Tenace. **S** – Green.

| Baltimore      | ip        | h        | r        | er        | bb        | so        |
|----------------|-----------|----------|----------|-----------|-----------|-----------|
| McNally (L)    | 5.2       | 6        | 2        | 1         | 2         | 2         |
| Garland        | 0.2       | 1        | 0        | 0         | 1         | 0         |
| Reynolds       | 1.1       | 0        | 1        | 0         | 3         | 1         |
| G. Jackson     | 0.1       | 1        | 2        | 0         | 0         | 1         |
| <b>Oakland</b> | <b>ip</b> | <b>h</b> | <b>r</b> | <b>er</b> | <b>bb</b> | <b>so</b> |
| Holtzman (W)   | 9.0       | 5        | 0        | 0         | 2         | 3         |

**WP** – McNally. **T** – 2:23. **A** – 42,810. **Umpires** – Neudecker, Goetz, Phillips, Springstead, Deegan and Napp.

| Oakland          | ab        | r        | h        | bi       |
|------------------|-----------|----------|----------|----------|
| Campaneris ss    | 4         | 0        | 0        | 0        |
| North cf         | 4         | 0        | 0        | 0        |
| Bando 3b         | 4         | 1        | 1        | 1        |
| Jackson dh       | 4         | 0        | 1        | 0        |
| Rudi lf          | 4         | 0        | 0        | 0        |
| Tenace 1b        | 2         | 0        | 0        | 0        |
| H. Washington pr | 0         | 0        | 0        | 0        |
| Holt 1b          | 0         | 0        | 0        | 0        |
| C. Washington rf | 2         | 0        | 1        | 0        |
| Fosse c          | 2         | 0        | 0        | 0        |
| Green 2b         | 3         | 0        | 1        | 0        |
| Blue p           | 0         | 0        | 0        | 0        |
| <b>Totals</b>    | <b>29</b> | <b>1</b> | <b>4</b> | <b>1</b> |

| Baltimore     | ab        | r        | h        | bi       |
|---------------|-----------|----------|----------|----------|
| Coggins rf    | 3         | 0        | 0        | 0        |
| Cabell ph     | 1         | 0        | 0        | 0        |
| Blair cf      | 4         | 0        | 0        | 0        |
| Grich 2b      | 4         | 0        | 1        | 0        |
| Davis dh      | 3         | 0        | 0        | 0        |
| Baylor lf     | 3         | 0        | 1        | 0        |
| Robinson 3b   | 3         | 0        | 0        | 0        |
| Williams 1b   | 3         | 0        | 0        | 0        |
| Etchebarren c | 3         | 0        | 0        | 0        |
| Belanger ss   | 3         | 0        | 0        | 0        |
| Palmer p      | 0         | 0        | 0        | 0        |
| <b>Totals</b> | <b>30</b> | <b>0</b> | <b>2</b> | <b>0</b> |

|           |     |     |     |   |   |   |
|-----------|-----|-----|-----|---|---|---|
| Oakland   | 000 | 100 | 000 | 1 | 4 | 2 |
| Baltimore | 000 | 000 | 000 | 0 | 2 | 1 |

**E** – Williams, Green 2. **DP** – Baltimore 1. **LOB** – Oakland 4, Baltimore 3. **HR** – Bando. **S** – Fosse.

| Oakland          | ip        | h        | r        | er        | bb        | so        |
|------------------|-----------|----------|----------|-----------|-----------|-----------|
| Blue (W)         | 9.0       | 2        | 0        | 0         | 0         | 7         |
| <b>Baltimore</b> | <b>ip</b> | <b>h</b> | <b>r</b> | <b>er</b> | <b>bb</b> | <b>so</b> |
| Palmer (L)       | 9.0       | 4        | 1        | 1         | 1         | 4         |

**HBP** – by Palmer (C. Washington). **T** – 1:57. **A** – 32,060. **Umpires** – Goetz, Phillips, Springstead, Deegan, Napp and Neudecker.

**Game 4 — October 9**  
**Oakland 2, Baltimore 1**

| Oakland          | ab        | r        | h        | bi       |
|------------------|-----------|----------|----------|----------|
| Campaneris ss    | 5         | 0        | 0        | 0        |
| North cf         | 5         | 0        | 0        | 0        |
| Bando 3b         | 2         | 2        | 0        | 0        |
| Jackson dh       | 1         | 0        | 1        | 1        |
| Odom pr          | 0         | 0        | 0        | 0        |
| Rudi lf          | 1         | 0        | 0        | 0        |
| Tenace 1b        | 3         | 0        | 0        | 1        |
| C. Washington rf | 4         | 0        | 0        | 0        |
| Fosse c          | 4         | 0        | 0        | 0        |
| Green 2b         | 3         | 0        | 0        | 0        |
| Hunter p         | 0         | 0        | 0        | 0        |
| Fingers p        | 0         | 0        | 0        | 0        |
| <b>Totals</b>    | <b>28</b> | <b>2</b> | <b>1</b> | <b>2</b> |

| Baltimore     | ab        | r        | h        | bi       |
|---------------|-----------|----------|----------|----------|
| Coggins rf    | 4         | 0        | 0        | 0        |
| Blair cf      | 3         | 1        | 1        | 0        |
| Grich 2b      | 4         | 0        | 1        | 0        |
| Davis dh      | 4         | 0        | 1        | 0        |
| Cabell pr     | 0         | 0        | 0        | 0        |
| Powell 1b     | 4         | 0        | 1        | 1        |
| Palmer pr     | 0         | 0        | 0        | 0        |
| Baylor lf     | 4         | 0        | 1        | 0        |
| Robinson 3b   | 3         | 0        | 0        | 0        |
| Hendricks c   | 2         | 0        | 0        | 0        |
| Belanger ss   | 0         | 0        | 0        | 0        |
| Bumbry ph     | 1         | 0        | 0        | 0        |
| Baker ss      | 0         | 0        | 0        | 0        |
| Cuellar p     | 0         | 0        | 0        | 0        |
| Grimsley p    | 0         | 0        | 0        | 0        |
| <b>Totals</b> | <b>29</b> | <b>1</b> | <b>5</b> | <b>1</b> |

|           |     |     |     |   |   |   |
|-----------|-----|-----|-----|---|---|---|
| Oakland   | 000 | 010 | 100 | 2 | 1 | 0 |
| Baltimore | 000 | 000 | 001 | 1 | 5 | 1 |

**E** – Belanger. **DP** – Oakland 1, Baltimore 1.  
**LOB** – Oakland 10, Baltimore 5. **2B** – Jackson. **5** – Belanger.

| Oakland      | ip  | h | r | er | bb | so |
|--------------|-----|---|---|----|----|----|
| Hunter (W)   | 7.0 | 3 | 0 | 0  | 2  | 3  |
| Fingers (Sv) | 2.0 | 2 | 1 | 1  | 1  | 2  |
| Baltimore    | ip  | h | r | er | bb | so |
| Cuellar (L)  | 4.2 | 0 | 1 | 1  | 9  | 2  |
| Grimsley     | 4.1 | 1 | 1 | 1  | 2  | 2  |

**WP** – Cuellar.

**T** – 2:46. **A** – 28,136

**Umpires** – Phillips, Springstead, Deegan, Napp, Neudecker and Goetz.

# 1974 WORLD SERIES

The A's win their third consecutive World Championship to become the first team to win at least three straight since the New York Yankees won five straight, 1949-53. The A's defeated the Los Angeles Dodgers in five games in a series where four of the five games were decided by a 3-2 score. Bert Campaneris hit .353 in the series and Joe Rudi topped the A's with four RBI. World Series MVP Rollie Fingers had a win and two saves while posting a 1.93 ERA and the A's used just five pitchers the entire series.

The A's open the series with a 3-2 win as Rollie Fingers pitched 4.1 innings of relief for the win before Catfish Hunter comes on to strike out Joe Ferguson in the bottom of the ninth with the tying run at first base. The Dodgers even the series with a 3-2 win in Game 2 as Don Sutton shuts out the A's on four hits over the first eight innings. Joe Rudi has a two-run single in the ninth but the A's rally falls short. Hunter starts Game 3 and kept the Dodgers off the board over the first seven innings in a 3-2 win. Ken Holtzman is the winning pitcher in the A's 5-2 win in Game 4 and he also contributes to the A's offense with a solo home run in the third inning. The A's trailed 2-1 entering the bottom of the sixth but score four times, highlighted by Jim Holt's two-run pinch hit single. Rollie Fingers clinches his series MVP honors by pitching two scoreless innings for the save in the A's 3-2 win in Game 5. Joe Rudi homers to lead off the seventh inning to break a 2-2 tie.

## FINAL STATISTICS

| PLAYER        | AVG         | G        | AB         | R         | H         | TB        | 2B       | 3B       | HR       | RBI       | SH       | SF       | HP       | BB        | IBB      | SO        | SB       | CS       | DP       | E        | SLG         | OBP         |
|---------------|-------------|----------|------------|-----------|-----------|-----------|----------|----------|----------|-----------|----------|----------|----------|-----------|----------|-----------|----------|----------|----------|----------|-------------|-------------|
| Alou          | .000        | 1        | 1          | 0         | 0         | 0         | 0        | 0        | 0        | 0         | 0        | 0        | 0        | 0         | 0        | 1         | 0        | 0        | 0        | 0        | .000        | .000        |
| Bando         | .063        | 5        | 16         | 3         | 1         | 1         | 0        | 0        | 0        | 2         | 0        | 1        | 1        | 2         | 0        | 5         | 0        | 0        | 0        | 0        | .063        | .200        |
| Blue          | .000        | 2        | 4          | 0         | 0         | 0         | 0        | 0        | 0        | 0         | 0        | 0        | 0        | 0         | 0        | 4         | 0        | 0        | 0        | 0        | .000        | .000        |
| Campaneris    | .353        | 5        | 17         | 1         | 6         | 8         | 2        | 0        | 0        | 2         | 2        | 0        | 1        | 0         | 0        | 2         | 1        | 1        | 0        | 2        | .471        | .389        |
| Fingers       | .000        | 4        | 2          | 0         | 0         | 0         | 0        | 0        | 0        | 0         | 0        | 0        | 0        | 0         | 0        | 1         | 0        | 0        | 0        | 0        | .000        | .000        |
| Fosse         | .143        | 5        | 14         | 1         | 2         | 5         | 0        | 0        | 1        | 1         | 0        | 0        | 0        | 1         | 0        | 5         | 0        | 0        | 0        | 0        | .357        | .200        |
| Green         | .000        | 5        | 13         | 1         | 0         | 0         | 0        | 0        | 0        | 1         | 1        | 0        | 0        | 1         | 0        | 4         | 0        | 0        | 0        | 1        | .000        | .071        |
| Haney         | —           | 2        | 0          | 0         | 0         | 0         | 0        | 0        | 0        | 0         | 0        | 0        | 0        | 0         | 0        | 0         | 0        | 0        | 0        | 0        | —           | —           |
| Holt          | .667        | 4        | 3          | 0         | 2         | 2         | 0        | 0        | 0        | 2         | 0        | 0        | 0        | 0         | 0        | 0         | 0        | 0        | 0        | 0        | .667        | .667        |
| Holtzman      | .500        | 2        | 4          | 2         | 2         | 6         | 1        | 0        | 1        | 1         | 0        | 0        | 0        | 1         | 0        | 1         | 0        | 0        | 0        | 0        | 1.500       | .600        |
| Hunter        | .000        | 2        | 2          | 0         | 0         | 0         | 0        | 0        | 0        | 0         | 1        | 0        | 0        | 0         | 0        | 2         | 0        | 0        | 0        | 0        | .000        | .000        |
| Jackson       | .286        | 5        | 14         | 3         | 4         | 8         | 1        | 0        | 1        | 1         | 0        | 0        | 0        | 5         | 0        | 3         | 1        | 0        | 0        | 1        | .571        | .474        |
| Mangual       | .000        | 1        | 1          | 0         | 0         | 0         | 0        | 0        | 0        | 0         | 0        | 0        | 0        | 0         | 0        | 1         | 0        | 0        | 0        | 0        | .000        | .000        |
| Maxvill       | —           | 2        | 0          | 0         | 0         | 0         | 0        | 0        | 0        | 0         | 0        | 0        | 0        | 0         | 0        | 0         | 0        | 0        | 0        | 0        | —           | —           |
| North         | .059        | 5        | 17         | 3         | 1         | 1         | 0        | 0        | 0        | 1         | 0        | 0        | 2        | 0         | 5        | 1         | 1        | 1        | 1        | 1        | .059        | .158        |
| Rudi          | .333        | 5        | 18         | 1         | 6         | 9         | 0        | 0        | 1        | 4         | 1        | 0        | 0        | 0         | 0        | 3         | 0        | 0        | 1        | 0        | .500        | .333        |
| Tenace        | .222        | 5        | 9          | 0         | 2         | 2         | 0        | 0        | 0        | 0         | 1        | 0        | 0        | 3         | 0        | 4         | 0        | 0        | 1        | 0        | .222        | .417        |
| Washington, C | .571        | 5        | 7          | 1         | 4         | 4         | 0        | 0        | 0        | 0         | 0        | 0        | 0        | 1         | 1        | 1         | 0        | 1        | 0        | 0        | .571        | .625        |
| Washington, H | —           | 3        | 0          | 0         | 0         | 0         | 0        | 0        | 0        | 0         | 0        | 0        | 0        | 0         | 0        | 0         | 0        | 0        | 0        | 0        | —           | —           |
| <b>Totals</b> | <b>.211</b> | <b>5</b> | <b>142</b> | <b>16</b> | <b>30</b> | <b>46</b> | <b>4</b> | <b>0</b> | <b>4</b> | <b>14</b> | <b>7</b> | <b>1</b> | <b>2</b> | <b>16</b> | <b>1</b> | <b>42</b> | <b>3</b> | <b>3</b> | <b>3</b> | <b>5</b> | <b>.324</b> | <b>.298</b> |

| PITCHER       | W        | L        | ERA         | G        | GS       | CG       | GF       | SHO      | SV       | IP          | H         | R         | ER        | HR       | HB       | BB        | IBB      | SO        | WP       | BK       | AVG         |
|---------------|----------|----------|-------------|----------|----------|----------|----------|----------|----------|-------------|-----------|-----------|-----------|----------|----------|-----------|----------|-----------|----------|----------|-------------|
| Blue          | 0        | 1        | 3.29        | 2        | 2        | 0        | 0        | 0        | 0        | 13.2        | 10        | 5         | 5         | 1        | 0        | 7         | 0        | 9         | 0        | 0        | .217        |
| Fingers       | 1        | 0        | 1.93        | 4        | 0        | 0        | 3        | 0        | 2        | 9.1         | 8         | 2         | 2         | 2        | 1        | 2         | 0        | 6         | 0        | 0        | .242        |
| Holtzman      | 1        | 0        | 1.50        | 2        | 2        | 0        | 0        | 0        | 0        | 12.0        | 13        | 3         | 2         | 0        | 0        | 4         | 0        | 10        | 1        | 0        | .277        |
| Hunter        | 1        | 0        | 1.17        | 2        | 1        | 0        | 1        | 0        | 1        | 7.2         | 5         | 1         | 1         | 1        | 1        | 0         | 2        | 0         | 5        | 0        | .179        |
| Odom          | 1        | 0        | 0.00        | 2        | 0        | 0        | 1        | 0        | 0        | 1.1         | 0         | 0         | 0         | 0        | 0        | 1         | 0        | 2         | 0        | 0        | .000        |
| <b>Totals</b> | <b>4</b> | <b>1</b> | <b>2.05</b> | <b>5</b> | <b>5</b> | <b>0</b> | <b>5</b> | <b>0</b> | <b>3</b> | <b>44.0</b> | <b>36</b> | <b>11</b> | <b>10</b> | <b>4</b> | <b>1</b> | <b>16</b> | <b>0</b> | <b>32</b> | <b>1</b> | <b>0</b> | <b>.228</b> |

**Game 1 — October 12**  
Oakland 3, Los Angeles 2

**Game 2 — October 13**  
Los Angeles 3, Oakland 2

**Game 3 — October 15**  
Oakland 3, Los Angeles 2

| Oakland            |            |            |            |               | Oakland            |            |            |            |              | Los Angeles      |           |          |          |           |
|--------------------|------------|------------|------------|---------------|--------------------|------------|------------|------------|--------------|------------------|-----------|----------|----------|-----------|
| ab                 | r          | h          | bi         |               | ab                 | r          | h          | bi         |              | ab               | r         | h        | bi       |           |
| Campaneris ss      | 2          | 1          | 1          | 1             | Campaneris ss      | 4          | 0          | 1          | 0            | Lopes 2b         | 3         | 0        | 2        | 0         |
| North cf           | 2          | 0          | 0          | 0             | North cf           | 4          | 0          | 0          | 0            | Buckner lf       | 4         | 1        | 1        | 1         |
| Bando 3b           | 4          | 0          | 0          | 0             | Haney c            | 0          | 0          | 0          | 0            | Wynn cf          | 4         | 0        | 1        | 0         |
| Jackson rf         | 3          | 1          | 1          | 1             | Bando 3b           | 3          | 1          | 0          | 0            | Garvey 1b        | 4         | 0        | 1        | 0         |
| C. Washington rf   | 0          | 0          | 0          | 0             | Jackson rf         | 3          | 1          | 2          | 0            | Crawford rf      | 4         | 1        | 1        | 1         |
| Rudi lf            | 4          | 0          | 2          | 0             | Rudi lf            | 4          | 0          | 1          | 2            | Ferguson c       | 3         | 0        | 0        | 0         |
| Tenace 1b          | 3          | 0          | 1          | 0             | H. Washington pr   | 0          | 0          | 0          | 0            | Auerbach pr      | 0         | 0        | 0        | 0         |
| Fosse c            | 3          | 0          | 0          | 0             | Tenace 1b          | 3          | 0          | 0          | 0            | Cey 3b           | 4         | 0        | 0        | 0         |
| Green 2b           | 3          | 0          | 0          | 0             | Fosse c            | 2          | 0          | 0          | 0            | Russell ss       | 4         | 0        | 1        | 0         |
| Holt ph            | 1          | 0          | 0          | 0             | Alou ph            | 1          | 0          | 0          | 0            | Yeager c         | 3         | 0        | 2        | 0         |
| Maxwill 2b         | 0          | 0          | 0          | 0             | Odom p             | 0          | 0          | 0          | 0            | Downing p        | 1         | 0        | 0        | 0         |
| Holtzman p         | 1          | 1          | 1          | 0             | Mangual ph         | 1          | 0          | 0          | 0            | Brewer p         | 0         | 0        | 0        | 0         |
| Fingers p          | 2          | 0          | 0          | 0             | Green 2b           | 2          | 0          | 0          | 0            | Lacy ph          | 1         | 0        | 0        | 0         |
| Hunter p           | 0          | 0          | 0          | 0             | Holt ph            | 1          | 0          | 1          | 0            | Hough p          | 0         | 0        | 0        | 0         |
| <b>Totals</b>      | <b>28</b>  | <b>3</b>   | <b>6</b>   | <b>2</b>      | Maxwill pr         | 0          | 0          | 0          | 0            | Joshua ph        | 1         | 0        | 0        | 0         |
|                    |            |            |            |               | Blue p             | 2          | 0          | 0          | 0            | Marshall p       | 0         | 0        | 0        | 0         |
| <b>Los Angeles</b> | <b>ab</b>  | <b>r</b>   | <b>h</b>   | <b>bi</b>     | C. Washington ph   | 1          | 0          | 1          | 0            | <b>Totals</b>    | <b>33</b> | <b>2</b> | <b>7</b> | <b>2</b>  |
| Lopes 2b           | 5          | 1          | 0          | 0             | <b>Totals</b>      | <b>31</b>  | <b>2</b>   | <b>6</b>   | <b>2</b>     |                  |           |          |          |           |
| Buckner lf         | 5          | 0          | 2          | 0             | <b>Los Angeles</b> | <b>ab</b>  | <b>r</b>   | <b>h</b>   | <b>bi</b>    | <b>Oakland</b>   | <b>ab</b> | <b>r</b> | <b>h</b> | <b>bi</b> |
| Wynn cf            | 4          | 1          | 1          | 1             | Lopes 2b           | 4          | 0          | 0          | 0            | North cf         | 4         | 1        | 1        | 0         |
| Garvey 1b          | 5          | 0          | 2          | 0             | Buckner lf         | 4          | 0          | 0          | 0            | Campaneris ss    | 4         | 0        | 2        | 1         |
| Pacioerek pr       | 0          | 0          | 0          | 0             | Wynn cf            | 3          | 0          | 0          | 0            | Bando 3b         | 3         | 1        | 0        | 0         |
| Ferguson rf-c      | 3          | 0          | 0          | 0             | Garvey 1b          | 4          | 1          | 2          | 0            | Jackson rf       | 3         | 0        | 0        | 0         |
| Cey 3b             | 3          | 0          | 1          | 0             | Ferguson rf        | 3          | 1          | 1          | 2            | C. Washington rf | 0         | 0        | 0        | 0         |
| Russell ss         | 4          | 0          | 1          | 0             | Cey 3b             | 3          | 1          | 0          | 2            | Rudi lf          | 4         | 0        | 1        | 1         |
| Yeager c           | 3          | 0          | 1          | 0             | Russell ss         | 3          | 0          | 1          | 0            | Tenace 1b        | 2         | 0        | 1        | 0         |
| Crawford ph        | 1          | 0          | 1          | 0             | Yeager c           | 3          | 0          | 2          | 1            | H. Washington pr | 0         | 0        | 0        | 0         |
| Messersmith p      | 3          | 0          | 2          | 0             | Sutton p           | 2          | 0          | 0          | 0            | Holt 1b          | 0         | 0        | 0        | 0         |
| Joshua ph ph       | 1          | 0          | 0          | 0             | Marshall p         | 0          | 0          | 0          | 0            | Fosse c          | 4         | 0        | 0        | 0         |
| Marshall p         | 0          | 0          | 0          | 0             | <b>Totals</b>      | <b>29</b>  | <b>3</b>   | <b>6</b>   | <b>3</b>     | Green 2b         | 3         | 1        | 0        | 0         |
| <b>Totals</b>      | <b>37</b>  | <b>2</b>   | <b>11</b>  | <b>1</b>      |                    |            |            |            | Hunter p     | 2                | 0         | 0        | 0        |           |
|                    |            |            |            |               |                    |            |            |            | Fingers p    | 0                | 0         | 0        | 0        |           |
| <b>Oakland</b>     | <b>010</b> | <b>010</b> | <b>010</b> | <b>3 6 2</b>  | <b>Oakland</b>     | <b>000</b> | <b>000</b> | <b>002</b> | <b>2 6 0</b> | <b>Totals</b>    | <b>29</b> | <b>3</b> | <b>5</b> | <b>2</b>  |
| <b>Los Angeles</b> | <b>000</b> | <b>010</b> | <b>001</b> | <b>2 11 1</b> | <b>Los Angeles</b> | <b>010</b> | <b>002</b> | <b>00x</b> | <b>3 6 1</b> |                  |           |          |          |           |

E – Campaneris, Jackson, Cey. **DP** – Oakland 1, Los Angeles 1. **LOB** – Oakland 6, Los Angeles 12. **2B** – Holtzman. **HR** – Jackson (off Messersmith), Wynn (off Fingers). **CS** – Buckner, North. **S** – Campaneris 2, North, Tenace.

| Oakland            | ip        | h        | r        | er        | bb        | so        |
|--------------------|-----------|----------|----------|-----------|-----------|-----------|
| Holtzman           | 4.1       | 7        | 1        | 0         | 2         | 3         |
| Fingers (W)        | 4.1       | 4        | 1        | 1         | 1         | 3         |
| Hunter (Sv)        | 0.1       | 0        | 0        | 0         | 0         | 1         |
| <b>Los Angeles</b> | <b>ip</b> | <b>h</b> | <b>r</b> | <b>er</b> | <b>bb</b> | <b>so</b> |
| Messersmith (L)    | 8.0       | 5        | 3        | 2         | 3         | 8         |
| Marshall           | 1.0       | 1        | 0        | 0         | 1         | 1         |

**WP** – Messersmith. **HBP** – by Fingers (Ferguson).  
T – 2:43. A – 55,974  
**Umpires** – Gorman, Kunkel, Harvey, Denking, Olsen and Luciano.

E – Russell. **DP** – Los Angeles 2. **LOB** – Oakland 5, Los Angeles 6. **2B** – Campaneris, Jackson. **HR** – Ferguson (off Blue). **SB** – Ferguson. **S** – Sutton.

| Oakland            | ip        | h        | r        | er        | bb        | so        |
|--------------------|-----------|----------|----------|-----------|-----------|-----------|
| Blue (L)           | 7.0       | 6        | 3        | 3         | 2         | 5         |
| Odom               | 1.0       | 0        | 0        | 0         | 1         | 2         |
| <b>Los Angeles</b> | <b>ip</b> | <b>h</b> | <b>r</b> | <b>er</b> | <b>bb</b> | <b>so</b> |
| Sutton (W)         | 8.0       | 5        | 2        | 2         | 2         | 9         |
| Marshall (Sv)      | 1.0       | 1        | 0        | 0         | 0         | 2         |

Sutton pitched to two batters in the 9th.  
**WP** – Sutton. **HBP** – by Sutton (Bando).  
T – 2:40. A – 55,989  
**Umpires** – Kunkel, Harvey, Denking, Olsen, Luciano and Gorman.

| Los Angeles | 000 | 000 | 011 | 2 | 7 | 2 |
|-------------|-----|-----|-----|---|---|---|
| Oakland     | 002 | 100 | 00x | 3 | 5 | 2 |

E – Ferguson 2, Campaneris, Green. **DP** – Oakland 3. **LOB** – Los Angeles 6, Oakland 8. **2B** – Campaneris. **HR** – Buckner (off Hunter), Crawford (off Fingers). **SB** – Lopes 2, Jackson. **S** – Hunter.

| Los Angeles    | ip        | h        | r        | er        | bb        | so        |
|----------------|-----------|----------|----------|-----------|-----------|-----------|
| Downing (L)    | 3.2       | 4        | 3        | 1         | 4         | 3         |
| Brewer         | 0.1       | 0        | 0        | 0         | 0         | 1         |
| Hough          | 2.0       | 0        | 0        | 0         | 1         | 4         |
| Marshall       | 2.0       | 1        | 0        | 0         | 0         | 1         |
| <b>Oakland</b> | <b>ip</b> | <b>h</b> | <b>r</b> | <b>er</b> | <b>bb</b> | <b>so</b> |
| Hunter (W)     | 7.1       | 5        | 1        | 1         | 2         | 4         |
| Fingers        | 1.2       | 2        | 1        | 1         | 0         | 1         |

**WP** – Hough.  
T – 2:35. A – 49,347  
**Umpires** – Harvey, Denking, Olsen, Luciano, Gorman and Kunkel.

**Game 4 — October 16**  
Oakland 5, Los Angeles 2

**Game 5 — October 17**  
Oakland 3, Los Angeles 2

| Los Angeles   | ab        | r        | h        | bi       | Los Angeles   | ab        | r        | h        | bi       |
|---------------|-----------|----------|----------|----------|---------------|-----------|----------|----------|----------|
| Lopes 2b      | 4         | 0        | 0        | 0        | Lopes 2b      | 2         | 1        | 0        | 0        |
| Buckner lf    | 4         | 0        | 1        | 0        | Buckner lf    | 3         | 0        | 1        | 0        |
| Wynn cf       | 3         | 0        | 1        | 0        | Wynn cf       | 2         | 0        | 0        | 1        |
| Garvey 1b     | 4         | 1        | 2        | 0        | Garvey 1b     | 4         | 0        | 1        | 1        |
| Ferguson rf   | 3         | 1        | 0        | 0        | Ferguson rf   | 4         | 0        | 1        | 0        |
| Auerbach pr   | 0         | 0        | 0        | 0        | Cey 3b        | 3         | 0        | 1        | 0        |
| Cey 3b        | 4         | 0        | 1        | 0        | Russell ss    | 3         | 0        | 0        | 0        |
| Russell ss    | 4         | 0        | 1        | 2        | Crawford ph   | 1         | 0        | 0        | 0        |
| Yeager c      | 3         | 0        | 1        | 0        | Yeager c      | 2         | 0        | 0        | 0        |
| Joshua ph     | 1         | 0        | 0        | 0        | Joshua ph     | 1         | 0        | 0        | 0        |
| Messersmith p | 1         | 0        | 0        | 0        | Sutton p      | 1         | 0        | 0        | 0        |
| Paciorek ph   | 1         | 0        | 0        | 0        | Paciorek ph   | 1         | 1        | 1        | 0        |
| Marshall p    | 0         | 0        | 0        | 0        | Marshall p    | 0         | 0        | 0        | 0        |
| <b>Totals</b> | <b>32</b> | <b>2</b> | <b>7</b> | <b>2</b> | <b>Totals</b> | <b>27</b> | <b>2</b> | <b>5</b> | <b>2</b> |

| Oakland          | ab        | r        | h        | bi       | Oakland          | ab        | r        | h        | bi       |
|------------------|-----------|----------|----------|----------|------------------|-----------|----------|----------|----------|
| Campaneris ss    | 3         | 0        | 0        | 0        | Campaneris ss    | 4         | 0        | 2        | 0        |
| North cf         | 3         | 1        | 0        | 0        | North cf         | 4         | 1        | 0        | 0        |
| Bando 3b         | 3         | 1        | 1        | 1        | Bando 3b         | 3         | 0        | 0        | 1        |
| Jackson rf       | 3         | 1        | 1        | 0        | Jackson rf       | 2         | 0        | 0        | 0        |
| Rudi 1b-1f       | 3         | 0        | 0        | 0        | Rudi 1b-1f       | 3         | 1        | 2        | 1        |
| C. Washington lf | 3         | 1        | 2        | 0        | C. Washington lf | 3         | 0        | 1        | 0        |
| Tenace 1b        | 0         | 0        | 0        | 0        | Fingers p        | 0         | 0        | 0        | 0        |
| Fosse c          | 2         | 0        | 1        | 0        | Fosse c          | 3         | 1        | 1        | 1        |
| Holt ph          | 1         | 0        | 1        | 2        | Green 2b         | 3         | 0        | 0        | 0        |
| H. Washington pr | 0         | 0        | 0        | 0        | Blue p           | 2         | 0        | 0        | 0        |
| Haney c          | 0         | 0        | 0        | 0        | Odum p           | 0         | 0        | 0        | 0        |
| Green 2b         | 2         | 0        | 0        | 1        | Tenace c         | 1         | 0        | 0        | 0        |
| Holtzman p       | 3         | 1        | 1        | 1        | <b>Totals</b>    | <b>28</b> | <b>3</b> | <b>6</b> | <b>3</b> |
| Fingers p        | 0         | 0        | 0        | 0        | Los Angeles      | 000       | 002      | 000      | 2 5 1    |
| <b>Totals</b>    | <b>26</b> | <b>5</b> | <b>7</b> | <b>5</b> | Oakland          | 110       | 000      | 10x      | 3 6      |

Los Angeles 000 200 000 2 7 1  
Oakland 001 004 00x 5 7  
0  
E – Messersmith. DP – Los Angeles 2, Oakland 1. LOB – Los Angeles 6, Oakland 4. 2B – Buckner, Yeager, Wynn. 3B – Russell. HR – Holtzman (off Messersmith). CS – Campaneris. S – Messersmith, Green, Rudi.

| Los Angeles     | ip  | h | r | er | bb | so |
|-----------------|-----|---|---|----|----|----|
| Messersmith (L) | 6.0 | 6 | 5 | 5  | 4  | 4  |
| Marshall        | 2.0 | 1 | 0 | 0  | 0  | 2  |
| Oakland         | ip  | h | r | er | bb | so |
| Holtzman (W)    | 7.2 | 6 | 2 | 2  | 2  | 7  |
| Fingers (Sv)    | 1.1 | 1 | 0 | 0  | 0  | 2  |

WP – Holtzman. HBP – by Messersmith (Campaneris).  
T – 2:17. A – 49,347  
Umpires – Denkinger, Olsen, Luciano, Gorman, Kunkel and Harvey.

Los Angeles 000 002 000 2 5 1  
Oakland 110 000 10x 3 6  
1  
E – Yeager, North. DP – Oakland 1. LOB – Los Angeles 6, Oakland 3. 2B – Paciorek. HR – Fosse (off Sutton), Rudi (off Marshall). SB – Campaneris, North. CS – Lopes, C. Washington. S – Buckner. SF – Bando, Wynn.

| Los Angeles  | ip  | h | r | er | bb | so |
|--------------|-----|---|---|----|----|----|
| Sutton       | 5.0 | 4 | 2 | 2  | 1  | 3  |
| Marshall (L) | 3.0 | 2 | 1 | 1  | 0  | 4  |
| Oakland      | ip  | h | r | er | bb | so |
| Blue         | 6.2 | 4 | 2 | 2  | 5  | 4  |
| Odum (W)     | 0.1 | 0 | 0 | 0  | 0  | 0  |
| Fingers (Sv) | 2.0 | 1 | 0 | 0  | 1  | 0  |

T – 2:23. A – 49,347  
Umpires – Olsen, Luciano, Gorman, Kunkel, Harvey and Denkinger.

# 1975 ALCS

The A's streak of three consecutive American League Pennants is snapped by Boston as the Red Sox sweep the A's in three games. After posting a team ERA under 3.00 in each of the previous three ALCS wins, the A's team ERA in 1975 ballooned to 4.32. Sal Bando paced the A's offense with a .500 batting average and Reggie Jackson drove in three of the seven runs the A's scored in the series.

Luis Tiant pitched a three-hitter in Boston's 7-1 win in Game 1 at Fenway Park. Three A's errors led to two runs in the first inning but the A's still trailed just 2-0 before Boston scored five in the seventh. The A's took a 3-0 lead in Game 2, highlighted by a Reggie Jackson two-run home run in the first inning but Boston tied the game with three in the fourth off Vida Blue. Rollie Fingers then allowed three runs in four innings as the A's lost 6-3. The series moved to Oakland for Game 3 but the Red Sox built a 4-0 lead in a 5-3 win. The A's started their Game 1 starter, Ken Holtzman, and he allowed four runs in 4 2/3 innings.

## FINAL STATISTICS

| PLAYER        | AVG         | G        | AB        | R        | H         | TB        | 2B       | 3B       | HR       | RBI      | SH       | SF       | HP       | BB       | IBB      | SO        | SB       | CS       | DP       | E        | SLG         | OBP         |
|---------------|-------------|----------|-----------|----------|-----------|-----------|----------|----------|----------|----------|----------|----------|----------|----------|----------|-----------|----------|----------|----------|----------|-------------|-------------|
| Bando         | .500        | 3        | 12        | 1        | 6         | 8         | 2        | 0        | 0        | 2        | 0        | 0        | 0        | 0        | 0        | 3         | 0        | 0        | 0        | 1        | .667        | .500        |
| Campaneris    | .000        | 3        | 11        | 1        | 0         | 0         | 0        | 0        | 0        | 0        | 0        | 0        | 0        | 1        | 0        | 1         | 0        | 0        | 0        | 0        | .000        | .083        |
| Fosse         | .000        | 1        | 2         | 0        | 0         | 0         | 0        | 0        | 0        | 0        | 0        | 0        | 0        | 0        | 0        | 1         | 0        | 0        | 0        | 0        | .000        | .000        |
| Garner        | .000        | 3        | 5         | 0        | 0         | 0         | 0        | 0        | 0        | 0        | 0        | 0        | 0        | 0        | 0        | 1         | 0        | 0        | 0        | 1        | .000        | .000        |
| Harper        | —           | 1        | 0         | 0        | 0         | 0         | 0        | 0        | 0        | 0        | 0        | 0        | 0        | 1        | 0        | 0         | 0        | 0        | 0        | 0        | —           | 1.000       |
| Holt          | .333        | 3        | 3         | 0        | 1         | 2         | 1        | 0        | 0        | 0        | 0        | 0        | 0        | 0        | 0        | 0         | 0        | 0        | 0        | 0        | .667        | .333        |
| Hopkins       | —           | 1        | 0         | 0        | 0         | 0         | 0        | 0        | 0        | 0        | 0        | 0        | 0        | 0        | 0        | 0         | 0        | 0        | 0        | 0        | —           | —           |
| Jackson       | .417        | 3        | 12        | 1        | 5         | 8         | 0        | 0        | 1        | 3        | 0        | 0        | 0        | 0        | 0        | 2         | 0        | 0        | 0        | 0        | .667        | .417        |
| Martinez      | —           | 3        | 0         | 0        | 0         | 0         | 0        | 0        | 0        | 0        | 0        | 0        | 0        | 0        | 0        | 0         | 0        | 0        | 0        | 0        | —           | —           |
| North         | .000        | 3        | 10        | 0        | 0         | 0         | 0        | 0        | 0        | 1        | 0        | 0        | 0        | 2        | 0        | 0         | 0        | 0        | 0        | 1        | .000        | .167        |
| Rudi          | .250        | 3        | 12        | 1        | 3         | 5         | 2        | 0        | 0        | 0        | 0        | 0        | 0        | 0        | 0        | 1         | 0        | 0        | 1        | 0        | .417        | .250        |
| Tenace        | .000        | 3        | 9         | 0        | 0         | 0         | 0        | 0        | 0        | 0        | 0        | 0        | 0        | 3        | 0        | 2         | 0        | 0        | 1        | 0        | .000        | .250        |
| Tovar         | .500        | 2        | 2         | 2        | 1         | 1         | 0        | 0        | 0        | 0        | 0        | 0        | 0        | 1        | 0        | 0         | 0        | 0        | 0        | 1        | .500        | .667        |
| Washington    | .250        | 3        | 12        | 1        | 3         | 4         | 1        | 0        | 0        | 1        | 0        | 0        | 0        | 0        | 0        | 2         | 0        | 0        | 0        | 2        | .333        | .250        |
| Williams      | .000        | 3        | 8         | 0        | 0         | 0         | 0        | 0        | 0        | 0        | 0        | 0        | 0        | 1        | 0        | 1         | 0        | 0        | 0        | 0        | .000        | .111        |
| <b>Totals</b> | <b>.194</b> | <b>3</b> | <b>98</b> | <b>7</b> | <b>19</b> | <b>28</b> | <b>6</b> | <b>0</b> | <b>1</b> | <b>7</b> | <b>0</b> | <b>0</b> | <b>0</b> | <b>9</b> | <b>0</b> | <b>14</b> | <b>0</b> | <b>0</b> | <b>2</b> | <b>6</b> | <b>.286</b> | <b>.262</b> |

| PITCHER       | W        | L        | ERA         | G        | GS       | CG       | GF       | SHO      | SV       | IP          | H         | R         | ER        | HR       | HB       | BB       | IBB      | SO        | WP       | BK       | AVG         |
|---------------|----------|----------|-------------|----------|----------|----------|----------|----------|----------|-------------|-----------|-----------|-----------|----------|----------|----------|----------|-----------|----------|----------|-------------|
| Abbott        | 0        | 0        | 0.00        | 1        | 0        | 0        | 1        | 0        | 0        | 1.0         | 0         | 0         | 0         | 0        | 0        | 0        | 0        | 0         | 0        | 0        | .000        |
| Blue          | 0        | 0        | 9.00        | 1        | 1        | 0        | 0        | 0        | 0        | 3.0         | 6         | 3         | 3         | 1        | 0        | 0        | 0        | 2         | 0        | 0        | .429        |
| Bosman        | 0        | 0        | 0.00        | 1        | 0        | 0        | 0        | 0        | 0        | 0.1         | 0         | 0         | 0         | 0        | 0        | 0        | 0        | 0         | 0        | 0        | .000        |
| Fingers       | 0        | 1        | 6.75        | 1        | 0        | 0        | 1        | 0        | 0        | 4.0         | 5         | 3         | 3         | 1        | 0        | 1        | 1        | 3         | 0        | 0        | .385        |
| Holtzman      | 0        | 2        | 4.09        | 2        | 2        | 0        | 0        | 0        | 0        | 11.0        | 12        | 8         | 5         | 0        | 0        | 1        | 0        | 7         | 0        | 0        | .261        |
| Lindblad      | 0        | 0        | 0.00        | 2        | 0        | 0        | 1        | 0        | 0        | 4.2         | 5         | 3         | 0         | 0        | 0        | 1        | 1        | 0         | 1        | 0        | .313        |
| Todd          | 0        | 0        | 9.00        | 3        | 0        | 0        | 0        | 0        | 0        | 1.0         | 3         | 1         | 1         | 0        | 0        | 0        | 0        | 0         | 0        | 0        | .600        |
| <b>Totals</b> | <b>0</b> | <b>3</b> | <b>4.32</b> | <b>3</b> | <b>3</b> | <b>0</b> | <b>3</b> | <b>0</b> | <b>0</b> | <b>25.0</b> | <b>31</b> | <b>18</b> | <b>12</b> | <b>2</b> | <b>0</b> | <b>3</b> | <b>2</b> | <b>12</b> | <b>1</b> | <b>0</b> | <b>.316</b> |

**Game 1 — October 4**  
Boston 7, Oakland 1

| Oakland        | ab        | r        | h        | bi       |
|----------------|-----------|----------|----------|----------|
| North cf       | 3         | 0        | 0        | 1        |
| Washington lf  | 4         | 0        | 0        | 0        |
| Bando 3b       | 4         | 0        | 0        | 0        |
| Jackson rf     | 4         | 0        | 1        | 0        |
| Tenace 1b      | 3         | 0        | 0        | 0        |
| Rudi 1b        | 4         | 0        | 1        | 0        |
| Williams dh    | 3         | 0        | 0        | 0        |
| Hopkins pr-dh  | 0         | 0        | 0        | 0        |
| Campaneris ss  | 4         | 1        | 0        | 0        |
| Garner 2b      | 2         | 0        | 0        | 0        |
| Holt ph        | 1         | 0        | 1        | 0        |
| Martinez pr-2b | 0         | 0        | 0        | 0        |
| Holtzman p     | 0         | 0        | 0        | 0        |
| Todd p         | 0         | 0        | 0        | 0        |
| Lindblad p     | 0         | 0        | 0        | 0        |
| Boseman p      | 0         | 0        | 0        | 0        |
| Abbott p       | 0         | 0        | 0        | 0        |
| <b>Totals</b>  | <b>32</b> | <b>1</b> | <b>3</b> | <b>1</b> |

| Boston         | ab        | r        | h        | bi       |
|----------------|-----------|----------|----------|----------|
| Beniquez dh    | 4         | 1        | 2        | 1        |
| Doyle 2b       | 3         | 1        | 0        | 1        |
| Yastrzemski lf | 4         | 1        | 1        | 0        |
| Fisk c         | 4         | 2        | 1        | 0        |
| Lynn cf        | 4         | 0        | 1        | 2        |
| Petrocelli 3b  | 4         | 0        | 0        | 0        |
| Evans rf       | 4         | 1        | 1        | 0        |
| Cooper 1b      | 3         | 0        | 1        | 0        |
| Burleson ss    | 3         | 1        | 1        | 1        |
| Tiant p        | 0         | 0        | 0        | 0        |
| <b>Totals</b>  | <b>33</b> | <b>7</b> | <b>8</b> | <b>5</b> |

|         |     |     |     |   |   |   |
|---------|-----|-----|-----|---|---|---|
| Oakland | 000 | 000 | 010 | 1 | 3 | 4 |
| Boston  | 200 | 000 | 50x | 7 | 8 | 3 |

**E** — Bando, Washington, Garner, Lynn, North, Burleson, Cooper. **LOB** — Oakland 7, Boston 5. **2B** — Evans, Burleson, Lynn, Holt. **SB** — Beniquez 2. **S** — Cooper. **SF** — Doyle.

| Oakland       | ip        | h        | r        | er        | bb        | so        |
|---------------|-----------|----------|----------|-----------|-----------|-----------|
| Holtzman (L)  | 6.1       | 5        | 4        | 2         | 1         | 4         |
| Todd          | 0.0       | 1        | 1        | 1         | 0         | 0         |
| Lindblad      | 0.1       | 2        | 2        | 0         | 0         | 0         |
| Bosman        | 0.1       | 0        | 0        | 0         | 0         | 0         |
| Abbott        | 1.0       | 0        | 0        | 0         | 0         | 0         |
| <b>Boston</b> | <b>ip</b> | <b>h</b> | <b>r</b> | <b>er</b> | <b>bb</b> | <b>so</b> |
| Tiant (W)     | 9.0       | 3        | 1        | 0         | 3         | 8         |

Todd pitched to one batter in the 7th.

**T** — 2:40. **A** — 35,578

**Umpires** — Denkinger, DiMuro, Kunkel, Luciano, Evans and Morgenweck.

**Game 2 — October 5**  
Boston 6, Oakland 3

| Oakland       | ab        | r        | h         | bi       |
|---------------|-----------|----------|-----------|----------|
| North cf      | 4         | 0        | 0         | 0        |
| Campaneris ss | 3         | 0        | 0         | 0        |
| Bando 3b      | 4         | 1        | 4         | 0        |
| Jackson rf    | 4         | 1        | 2         | 2        |
| Tenace 1b-c   | 4         | 0        | 0         | 0        |
| Rudi lf       | 4         | 1        | 2         | 0        |
| Washington dh | 4         | 0        | 2         | 1        |
| Garner 2b     | 2         | 0        | 0         | 0        |
| Harper ph     | 0         | 0        | 0         | 0        |
| Holt 1b       | 1         | 0        | 0         | 0        |
| Fosse c       | 2         | 0        | 0         | 0        |
| Williams ph   | 1         | 0        | 0         | 0        |
| Martinez 2b   | 0         | 0        | 0         | 0        |
| Tovar ph      | 1         | 0        | 0         | 0        |
| Blue p        | 0         | 0        | 0         | 0        |
| Todd p        | 0         | 0        | 0         | 0        |
| Fingers p     | 0         | 0        | 0         | 0        |
| <b>Totals</b> | <b>34</b> | <b>3</b> | <b>10</b> | <b>3</b> |

| Boston         | ab        | r        | h         | bi       |
|----------------|-----------|----------|-----------|----------|
| Beniquez dh    | 4         | 1        | 1         | 0        |
| Doyle 2b       | 3         | 1        | 1         | 0        |
| Yastrzemski lf | 3         | 2        | 2         | 2        |
| Fisk c         | 4         | 1        | 2         | 1        |
| Lynn cf        | 4         | 0        | 2         | 1        |
| Petrocelli 3b  | 4         | 1        | 1         | 1        |
| Evans rf       | 3         | 0        | 0         | 0        |
| Cooper 1b      | 3         | 0        | 2         | 0        |
| Burleson ss    | 2         | 0        | 1         | 0        |
| Cleveland p    | 0         | 0        | 0         | 0        |
| Moret p        | 0         | 0        | 0         | 0        |
| Drago p        | 0         | 0        | 0         | 0        |
| <b>Totals</b>  | <b>30</b> | <b>6</b> | <b>12</b> | <b>5</b> |

|         |     |     |     |   |    |   |
|---------|-----|-----|-----|---|----|---|
| Oakland | 200 | 100 | 000 | 3 | 10 | 0 |
| Boston  | 000 | 301 | 11x | 6 | 12 | 0 |

**DP** — Oakland 4, Boston 2. **LOB** — Oakland 6, Boston 3. **2B** — Bando 2, Rudi 2, Washington, Fisk, Cooper 2, Yastrzemski. **HR** — Jackson, Yastrzemski, Petrocelli. **S** — Burleson, Doyle.

| Oakland       | ip        | h        | r        | er        | bb        | so        |
|---------------|-----------|----------|----------|-----------|-----------|-----------|
| Blue          | 3.0       | 6        | 3        | 3         | 0         | 2         |
| Todd          | 1.0       | 1        | 0        | 0         | 0         | 0         |
| Fingers (L)   | 4.0       | 5        | 3        | 3         | 1         | 3         |
| <b>Boston</b> | <b>ip</b> | <b>h</b> | <b>r</b> | <b>er</b> | <b>bb</b> | <b>so</b> |
| Cleveland     | 5.0       | 7        | 3        | 3         | 1         | 2         |
| Moret (W)     | 1.0       | 1        | 0        | 0         | 1         | 0         |
| Drago (Sv)    | 3.0       | 2        | 0        | 0         | 0         | 2         |

Blue pitched to four batters in the 4th. Todd pitched to one batter in the 5th. Cleveland pitched to one batter in the 6th. Moret pitched to one batter in the 7th.

**WP** — Drago.

**T** — 2:27. **A** — 35,578

**Umpires** — DiMuro, Kunkel, Luciano, Evans, Morgenweck and Denkinger.

**Game 3 — October 7**  
Boston 5, Oakland 3

| Boston         | ab        | r        | h         | bi       |
|----------------|-----------|----------|-----------|----------|
| Beniquez dh    | 4         | 0        | 0         | 0        |
| Doyle 2b       | 5         | 1        | 2         | 1        |
| Yastrzemski lf | 4         | 1        | 2         | 0        |
| Fisk c         | 4         | 1        | 2         | 1        |
| Lynn cf        | 3         | 1        | 1         | 0        |
| Petrocelli 3b  | 4         | 0        | 1         | 1        |
| Evans rf       | 3         | 0        | 0         | 0        |
| Cooper 1b      | 4         | 0        | 1         | 1        |
| Burleson ss    | 4         | 1        | 2         | 0        |
| Wise p         | 0         | 0        | 0         | 0        |
| Drago p        | 0         | 0        | 0         | 0        |
| <b>Totals</b>  | <b>35</b> | <b>5</b> | <b>11</b> | <b>4</b> |

| Oakland       | ab        | r        | h        | bi       |
|---------------|-----------|----------|----------|----------|
| Campaneris ss | 4         | 0        | 0        | 0        |
| Washington lf | 4         | 1        | 1        | 0        |
| Bando 3b      | 4         | 0        | 2        | 2        |
| Jackson rf    | 4         | 0        | 2        | 1        |
| Tenace 1b-c   | 4         | 0        | 0        | 0        |
| Rudi lf       | 4         | 0        | 0        | 0        |
| Williams dh   | 4         | 0        | 0        | 0        |
| Tenace c      | 2         | 0        | 0        | 0        |
| North cf      | 3         | 0        | 0        | 0        |
| Garner 2b     | 1         | 0        | 0        | 0        |
| Tovar ph-2b   | 1         | 2        | 1        | 0        |
| Martinez 2b   | 0         | 0        | 0        | 0        |
| Holt ph       | 1         | 0        | 0        | 0        |
| Holtzman p    | 0         | 0        | 0        | 0        |
| Todd p        | 0         | 0        | 0        | 0        |
| Lindblad p    | 0         | 0        | 0        | 0        |
| <b>Totals</b> | <b>32</b> | <b>3</b> | <b>6</b> | <b>3</b> |

|         |     |     |     |   |    |   |
|---------|-----|-----|-----|---|----|---|
| Boston  | 000 | 130 | 010 | 5 | 11 | 1 |
| Oakland | 000 | 001 | 020 | 3 | 6  | 2 |

**E** — Washington, Tovar, Doyle. **DP** — Boston 1. **LOB** — Boston 6, Oakland 6. **2B** — Burleson. **SB** — Fisk. **S** — Beniquez, Lynn.

| Boston         | ip        | h        | r        | er        | bb        | so        |
|----------------|-----------|----------|----------|-----------|-----------|-----------|
| Wise (W)       | 7.1       | 6        | 3        | 2         | 3         | 2         |
| Drago (Sv)     | 1.2       | 0        | 0        | 0         | 1         | 0         |
| <b>Oakland</b> | <b>ip</b> | <b>h</b> | <b>r</b> | <b>er</b> | <b>bb</b> | <b>so</b> |
| Holtzman (L)   | 4.2       | 7        | 4        | 3         | 0         | 3         |
| Todd           | 0.0       | 1        | 0        | 0         | 0         | 0         |
| Lindblad       | 4.1       | 3        | 1        | 0         | 1         | 0         |

Todd pitched to one batter in the 5th.

**WP** — Lindblad.

**T** — 2:30. **A** — 49,358

**Umpires** — Kunkel, Luciano, Evans, Morgenweck, Denkinger and DiMuro.



# 1981 ALDS

The A's sweep a three-game series from Kansas City in baseball's first ever Division Series, pitting first and second half winners in each division in a season interrupted by a strike. The A's pitching staff allows just two runs in the entire series and the offense is paced by Dwayne Murphy who is 6-for-11 in the three-game series.

Mike Norris tosses a four-hit shutout in Game 1, a 4-0 A's victory at Kansas City. Wayne Gross hit a three-run home run in the fourth inning. The A's get their second consecutive complete game in Game 2 as Steve McCatty pitches a six-hitter in the A's 2-1 win. Tony Armas had a RBI double in the first inning, and after the Royals tied the game in the fifth, Armas added a RBI double in the eighth for the win. The A's complete the sweep with a 4-1 win in Oakland in Game 3. Armas had a RBI single in the first and three Kansas City errors led to a run in the third. After the Royals scored a run in the fourth, Dave McKay homered and Dwayne Murphy had a RBI single in the bottom of the inning.

## FINAL STATISTICS

| PLAYER        | AVG         | G        | AB        | R         | H         | TB        | 2B       | 3B       | HR       | RBI      | SH       | SF       | HP       | BB       | IBB      | SO        | SB       | CS       | DP       | E        | SLG         | OBP         |
|---------------|-------------|----------|-----------|-----------|-----------|-----------|----------|----------|----------|----------|----------|----------|----------|----------|----------|-----------|----------|----------|----------|----------|-------------|-------------|
| Armas         | .545        | 3        | 11        | 1         | 6         | 8         | 2        | 0        | 0        | 3        | 0        | 0        | 0        | 1        | 0        | 1         | 0        | 0        | 0        | 1        | .727        | .583        |
| Bosetti       | —           | 1        | 0         | 0         | 0         | 0         | 0        | 0        | 0        | 0        | 0        | 0        | 0        | 0        | 0        | 0         | 0        | 0        | 0        | 0        | —           | —           |
| Drumright     | .250        | 1        | 4         | 0         | 1         | 1         | 0        | 0        | 0        | 0        | 0        | 0        | 0        | 0        | 0        | 0         | 0        | 0        | 1        | 0        | .250        | .250        |
| Gross         | .400        | 2        | 5         | 1         | 2         | 5         | 0        | 0        | 1        | 3        | 0        | 0        | 0        | 0        | 0        | 0         | 0        | 0        | 0        | 0        | 1.000       | .400        |
| Heath         | .000        | 2        | 8         | 0         | 0         | 0         | 0        | 0        | 0        | 0        | 0        | 0        | 0        | 0        | 0        | 1         | 0        | 0        | 0        | 0        | .000        | .000        |
| Henderson     | .182        | 3        | 11        | 3         | 2         | 2         | 0        | 0        | 0        | 0        | 0        | 0        | 0        | 2        | 0        | 0         | 2        | 0        | 0        | 0        | .182        | .308        |
| Johnson       | .286        | 2        | 7         | 0         | 2         | 3         | 1        | 0        | 0        | 1        | 0        | 0        | 0        | 0        | 0        | 1         | 0        | 0        | 0        | 0        | .429        | .286        |
| Klutts        | .143        | 2        | 7         | 0         | 1         | 1         | 0        | 0        | 0        | 0        | 1        | 0        | 0        | 0        | 0        | 1         | 0        | 0        | 0        | 0        | .143        | .143        |
| McKay         | .273        | 3        | 11        | 1         | 3         | 6         | 0        | 0        | 1        | 1        | 0        | 0        | 0        | 1        | 0        | 1         | 0        | 0        | 0        | 1        | .545        | .333        |
| Moore         | .000        | 2        | 8         | 0         | 0         | 0         | 0        | 0        | 0        | 0        | 0        | 0        | 0        | 0        | 0        | 2         | 0        | 0        | 0        | 0        | .000        | .000        |
| Murphy        | .545        | 3        | 11        | 4         | 6         | 10        | 1        | 0        | 1        | 2        | 0        | 0        | 0        | 1        | 0        | 1         | 0        | 1        | 0        | 0        | .909        | .583        |
| Newman        | .000        | 1        | 3         | 0         | 0         | 0         | 0        | 0        | 0        | 1        | 0        | 0        | 0        | 0        | 0        | 1         | 0        | 0        | 0        | 0        | .000        | .000        |
| Picciolo      | .333        | 1        | 3         | 0         | 1         | 1         | 0        | 0        | 0        | 0        | 0        | 0        | 0        | 0        | 0        | 0         | 0        | 0        | 0        | 0        | .333        | .333        |
| Spencer       | .250        | 1        | 4         | 0         | 1         | 2         | 1        | 0        | 0        | 0        | 0        | 0        | 0        | 0        | 0        | 0         | 0        | 0        | 0        | 0        | .500        | .250        |
| Stanley       | .000        | 3        | 6         | 0         | 0         | 0         | 0        | 0        | 0        | 0        | 0        | 0        | 0        | 1        | 0        | 1         | 0        | 0        | 0        | 0        | .000        | .143        |
| pitchers      | —           | 0        | 0         | 0         | 0         | 0         | 0        | 0        | 0        | 0        | 0        | 0        | 0        | 0        | 0        | 0         | 0        | 0        | 0        | 1        | —           | —           |
| <b>Totals</b> | <b>.253</b> | <b>3</b> | <b>99</b> | <b>10</b> | <b>25</b> | <b>39</b> | <b>5</b> | <b>0</b> | <b>3</b> | <b>9</b> | <b>3</b> | <b>0</b> | <b>0</b> | <b>6</b> | <b>0</b> | <b>10</b> | <b>2</b> | <b>1</b> | <b>1</b> | <b>3</b> | <b>.394</b> | <b>.295</b> |

| PITCHER       | W        | L        | ERA         | G        | GS       | CG       | GF       | SHO      | SV       | IP          | H         | R        | ER       | HR       | HB       | BB       | IBB      | SO        | WP       | BK       | AVG         |
|---------------|----------|----------|-------------|----------|----------|----------|----------|----------|----------|-------------|-----------|----------|----------|----------|----------|----------|----------|-----------|----------|----------|-------------|
| Beard         | 0        | 0        | 0.00        | 1        | 0        | 0        | 1        | 0        | 1        | 1.1         | 0         | 0        | 0        | 0        | 0        | 0        | 0        | 2         | 0        | 0        | .000        |
| Langford      | 1        | 0        | 1.23        | 1        | 1        | 0        | 0        | 0        | 0        | 7.1         | 10        | 1        | 1        | 0        | 0        | 0        | 0        | 3         | 0        | 0        | .333        |
| McCatty       | 1        | 0        | 1.00        | 1        | 1        | 0        | 0        | 0        | 0        | 9.0         | 6         | 1        | 1        | 0        | 0        | 4        | 0        | 3         | 0        | 0        | .188        |
| Norris        | 1        | 0        | 0.00        | 1        | 1        | 1        | 0        | 1        | 0        | 9.0         | 4         | 0        | 0        | 0        | 0        | 3        | 0        | 2         | 0        | 0        | .129        |
| Underwood     | 0        | 0        | 0.00        | 1        | 0        | 0        | 0        | 0        | 0        | 0.1         | 0         | 0        | 0        | 0        | 0        | 0        | 0        | 1         | 0        | 0        | .000        |
| <b>Totals</b> | <b>3</b> | <b>0</b> | <b>0.67</b> | <b>3</b> | <b>3</b> | <b>2</b> | <b>1</b> | <b>1</b> | <b>1</b> | <b>27.0</b> | <b>20</b> | <b>2</b> | <b>2</b> | <b>0</b> | <b>0</b> | <b>7</b> | <b>0</b> | <b>11</b> | <b>0</b> | <b>0</b> | <b>.204</b> |

**Game 1 — October 6**  
Oakland 4, Kansas City 0

| Oakland       | ab        | r        | h        | bi       |
|---------------|-----------|----------|----------|----------|
| Henderson lf  | 4         | 0        | 0        | 0        |
| Murphy cf     | 3         | 2        | 2        | 1        |
| Drumright dh  | 4         | 0        | 1        | 0        |
| Armas rf      | 4         | 1        | 1        | 0        |
| Gross 3b      | 4         | 1        | 2        | 3        |
| Spencer 1b    | 4         | 0        | 1        | 0        |
| Heath c       | 4         | 0        | 0        | 0        |
| McKay 2b      | 4         | 0        | 1        | 0        |
| Stanley ss    | 4         | 0        | 0        | 0        |
| <b>Totals</b> | <b>35</b> | <b>4</b> | <b>8</b> | <b>4</b> |

| Kansas City   | ab        | r        | h        | bi       |
|---------------|-----------|----------|----------|----------|
| Wilson lf     | 4         | 0        | 1        | 0        |
| White 2b      | 3         | 0        | 0        | 0        |
| Brett 3b      | 4         | 0        | 0        | 0        |
| Aikens 1b     | 4         | 0        | 1        | 0        |
| Otis cf       | 4         | 0        | 0        | 0        |
| McRae dh      | 4         | 0        | 0        | 0        |
| Hurdle rf     | 3         | 0        | 1        | 0        |
| Wathan c      | 2         | 0        | 0        | 0        |
| Washington ss | 3         | 0        | 1        | 0        |
| <b>Totals</b> | <b>31</b> | <b>0</b> | <b>4</b> | <b>0</b> |

|             |     |     |     |   |   |   |
|-------------|-----|-----|-----|---|---|---|
| Oakland     | 000 | 300 | 010 | 4 | 8 | 2 |
| Kansas City | 000 | 000 | 000 | 0 | 4 | 1 |

E — Norris, Brett, McKay. DP — Oakland 2, Kansas City 1. LOB — Oakland 5, Kansas City 7. 2B — Spencer. HR — Gross, Murphy.

| Oakland            | ip        | h        | r        | er        | bb        | so        |
|--------------------|-----------|----------|----------|-----------|-----------|-----------|
| Norris (W)         | 9.0       | 4        | 0        | 0         | 3         | 2         |
| <b>Kansas City</b> | <b>ip</b> | <b>h</b> | <b>r</b> | <b>er</b> | <b>bb</b> | <b>so</b> |
| Leonard (L)        | 8.0       | 7        | 4        | 1         | 1         | 3         |
| Martin             | 1.0       | 1        | 0        | 0         | 0         | 0         |

T — 2:35. A — 40,592

Umpires — Maloney, Brinkman, Palermo, Denkinger, Evans, McKean.

**Game 2 — October 7**  
Oakland 2, Kansas City 1

| Oakland       | ab        | r        | h         | bi       |
|---------------|-----------|----------|-----------|----------|
| Henderson lf  | 5         | 0        | 0         | 0        |
| Murphy cf     | 4         | 2        | 2         | 0        |
| Johnson dh    | 3         | 0        | 1         | 0        |
| Armas rf      | 4         | 0        | 4         | 2        |
| Bosetti pr-rf | 0         | 0        | 0         | 0        |
| Kluttz 3b     | 3         | 0        | 1         | 0        |
| Moore 1b      | 4         | 0        | 0         | 0        |
| McKay 2b      | 4         | 0        | 1         | 0        |
| Newman c      | 3         | 0        | 0         | 0        |
| Picciole ss   | 3         | 0        | 1         | 0        |
| Gross ph      | 1         | 0        | 0         | 0        |
| Stanley ss    | 0         | 0        | 0         | 0        |
| <b>Totals</b> | <b>34</b> | <b>2</b> | <b>10</b> | <b>2</b> |

| Kansas City   | ab        | r        | h        | bi       |
|---------------|-----------|----------|----------|----------|
| Wilson lf     | 5         | 0        | 1        | 1        |
| White 2b      | 4         | 0        | 0        | 0        |
| Brett 3b      | 4         | 0        | 1        | 0        |
| Aikens 1b     | 1         | 0        | 0        | 0        |
| Geronimo pr   | 0         | 0        | 0        | 0        |
| May 1b        | 0         | 0        | 0        | 0        |
| Otis cf       | 4         | 0        | 0        | 0        |
| McRae dh      | 3         | 0        | 0        | 0        |
| Hurdle rf     | 4         | 0        | 1        | 0        |
| Wathan c      | 4         | 1        | 2        | 0        |
| Washington ss | 3         | 0        | 1        | 0        |
| <b>Totals</b> | <b>32</b> | <b>1</b> | <b>6</b> | <b>1</b> |

|             |     |     |     |   |    |   |
|-------------|-----|-----|-----|---|----|---|
| Oakland     | 100 | 000 | 010 | 2 | 10 | 1 |
| Kansas City | 000 | 010 | 000 | 1 | 6  | 0 |

E — Armas. LOB — Oakland 8, Kansas City 9. 2B — Johnson, Armas 2. SB — Henderson. S — Kluttz, Washington, Johnson, Newman.

| Oakland       | ip        | h        | r        | er        | bb        | so        |
|---------------|-----------|----------|----------|-----------|-----------|-----------|
| McCatty (W)   | 9.0       | 6        | 1        | 1         | 4         | 3         |
| <b>Boston</b> | <b>ip</b> | <b>h</b> | <b>r</b> | <b>er</b> | <b>bb</b> | <b>so</b> |
| Jones (L)     | 8.0       | 9        | 2        | 2         | 0         | 2         |
| Quisenberry   | 1.0       | 1        | 0        | 0         | 0         | 0         |

T — 2:50. A — 40,274

Umpires — Brinkman, Palermo, Denkinger, Evans, McKean, Maloney.

**Game 3 — October 9**  
Oakland 4, Kansas City 1

| Kansas City   | ab        | r        | h         | bi       |
|---------------|-----------|----------|-----------|----------|
| Wilson lf     | 4         | 0        | 2         | 0        |
| White 2b      | 4         | 1        | 2         | 0        |
| Brett 3b      | 4         | 0        | 1         | 0        |
| Aikens 1b     | 4         | 0        | 2         | 0        |
| Otis cf       | 4         | 0        | 0         | 1        |
| McRae dh      | 4         | 0        | 1         | 0        |
| Hurdle rf     | 4         | 0        | 1         | 0        |
| Wathan c      | 4         | 0        | 1         | 0        |
| Washington ss | 3         | 0        | 0         | 0        |
| <b>Totals</b> | <b>35</b> | <b>1</b> | <b>10</b> | <b>1</b> |

| Oakland       | ab        | r        | h        | bi       |
|---------------|-----------|----------|----------|----------|
| Henderson lf  | 2         | 3        | 2        | 0        |
| Murphy cf     | 4         | 0        | 2        | 1        |
| Johnson dh    | 4         | 0        | 1        | 0        |
| Armas rf      | 3         | 0        | 1        | 1        |
| Kluttz 3b     | 4         | 0        | 0        | 0        |
| Moore 1b      | 4         | 0        | 0        | 0        |
| Heath c       | 4         | 0        | 0        | 0        |
| McKay 2b      | 3         | 1        | 1        | 1        |
| Stanley ss    | 2         | 0        | 0        | 0        |
| <b>Totals</b> | <b>30</b> | <b>4</b> | <b>7</b> | <b>3</b> |

|             |     |     |     |   |    |   |
|-------------|-----|-----|-----|---|----|---|
| Kansas City | 000 | 100 | 000 | 1 | 10 | 3 |
| Oakland     | 101 | 200 | 00x | 4 | 7  | 0 |

E — Washington, White, Wathan. DP — Oakland 1. LOB — Kansas City 7, Oakland 7. 2B — McRae, Murphy. HR — McKay. SB — Henderson.

| Kansas City    | ip        | h        | r        | er        | bb        | so        |
|----------------|-----------|----------|----------|-----------|-----------|-----------|
| Gura (L)       | 3.2       | 7        | 4        | 3         | 3         | 3         |
| Martin         | 4.1       | 0        | 0        | 0         | 2         | 2         |
| <b>Oakland</b> | <b>ip</b> | <b>h</b> | <b>r</b> | <b>er</b> | <b>bb</b> | <b>so</b> |
| Langford (W)   | 7.1       | 10       | 1        | 1         | 0         | 3         |
| Underwood      | 0.1       | 0        | 0        | 0         | 0         | 1         |
| Beard (S)      | 1.1       | 0        | 0        | 0         | 0         | 2         |

T — 2:59. A — 40,002

Umpires — Palermo, Denkinger, Evans, McKean, Maloney, Brinkman.

# 1981 ALCS

The A's are swept by the New York Yankees in three games in their first ALCS appearance in seven years. The A's are outscored 20-4 in the three-game set, compiling a .222 batting average while allowing a 6.84 ERA. Rickey Henderson provides most of the offense as he is 4-for-11 with two doubles, a triple, an RBI and two stolen bases.

The Yankees score three times in the first inning off A's starter Mike Norris in Game 1 en route to a 3-1 victory. Dwayne Murphy drives in Rob Picciolo with the A's lone run in the first inning. The A's take a 3-1 lead in Game 2 before New York scores seven times in the bottom of the fourth inning to take an 8-3 lead. Steve McCatty takes the loss, allowing five runs on six hits in 3 1/3 innings and all five A's pitchers allow at least one run. The Yankees then clinch the series with a 4-0 victory in Game 3 as Dave Righetti, Ron Davis and Rich Gossage combine to blank the A's on five hits.

## FINAL STATISTICS

| PLAYER        | AVG         | G        | AB        | R        | H         | TB        | 2B       | 3B       | HR       | RBI      | SH       | SF       | HP       | BB       | IBB      | SO        | SB       | CS       | DP       | E        | SLG         | OBP         |
|---------------|-------------|----------|-----------|----------|-----------|-----------|----------|----------|----------|----------|----------|----------|----------|----------|----------|-----------|----------|----------|----------|----------|-------------|-------------|
| Armas         | .167        | 3        | 12        | 0        | 2         | 2         | 0        | 0        | 0        | 0        | 0        | 0        | 0        | 0        | 0        | 5         | 0        | 0        | 1        | 0        | .167        | .167        |
| Bosetti       | .250        | 2        | 4         | 1        | 1         | 2         | 1        | 0        | 0        | 0        | 0        | 0        | 0        | 0        | 0        | 1         | 0        | 0        | 0        | 0        | .500        | .250        |
| Davis         | 1.000       | 1        | 1         | 0        | 1         | 1         | 0        | 0        | 0        | 0        | 0        | 0        | 0        | 0        | 0        | 0         | 0        | 0        | 0        | 0        | 1.000       | 1.000       |
| Drumright     | .000        | 3        | 4         | 0        | 0         | 0         | 0        | 0        | 0        | 0        | 0        | 0        | 0        | 1        | 1        | 0         | 0        | 0        | 0        | 0        | .000        | .200        |
| Gross         | .000        | 3        | 5         | 0        | 0         | 0         | 0        | 0        | 0        | 0        | 0        | 0        | 0        | 0        | 0        | 0         | 0        | 0        | 0        | 0        | .000        | .000        |
| Heath         | .333        | 3        | 6         | 1        | 2         | 2         | 0        | 0        | 0        | 0        | 0        | 0        | 0        | 0        | 0        | 1         | 0        | 0        | 0        | 0        | .333        | .333        |
| Henderson     | .364        | 3        | 11        | 0        | 4         | 8         | 2        | 1        | 0        | 1        | 0        | 0        | 0        | 1        | 0        | 2         | 2        | 0        | 1        | 1        | .727        | .417        |
| Johnson       | .000        | 2        | 6         | 0        | 0         | 0         | 0        | 0        | 0        | 0        | 0        | 0        | 0        | 2        | 0        | 2         | 0        | 0        | 0        | 0        | .000        | .250        |
| Klutts        | .429        | 3        | 7         | 1        | 3         | 3         | 0        | 0        | 0        | 0        | 0        | 0        | 0        | 0        | 0        | 1         | 0        | 0        | 0        | 1        | .429        | .429        |
| McKay         | .273        | 3        | 11        | 0        | 3         | 3         | 0        | 0        | 0        | 1        | 0        | 0        | 0        | 0        | 0        | 2         | 0        | 0        | 1        | 1        | .273        | .273        |
| Moore         | .250        | 3        | 8         | 0        | 2         | 2         | 0        | 0        | 0        | 0        | 0        | 0        | 0        | 0        | 0        | 1         | 0        | 0        | 1        | 0        | .250        | .250        |
| Murphy        | .250        | 3        | 8         | 0        | 2         | 3         | 1        | 0        | 0        | 1        | 0        | 0        | 0        | 2        | 0        | 3         | 0        | 0        | 1        | 0        | .375        | .400        |
| Newman        | .000        | 2        | 5         | 0        | 0         | 0         | 0        | 0        | 0        | 0        | 0        | 0        | 0        | 0        | 0        | 2         | 0        | 0        | 1        | 0        | .000        | .000        |
| Picciolo      | .200        | 2        | 5         | 1        | 1         | 1         | 0        | 0        | 0        | 0        | 0        | 0        | 0        | 0        | 0        | 2         | 0        | 0        | 0        | 1        | .200        | .200        |
| Spencer       | .000        | 2        | 3         | 0        | 0         | 0         | 0        | 0        | 0        | 0        | 0        | 0        | 0        | 0        | 0        | 0         | 0        | 0        | 0        | 0        | .000        | .000        |
| Stanley       | .333        | 2        | 3         | 0        | 1         | 1         | 0        | 0        | 0        | 1        | 0        | 0        | 0        | 0        | 0        | 1         | 0        | 0        | 0        | 0        | .333        | .333        |
| <b>Totals</b> | <b>.222</b> | <b>3</b> | <b>99</b> | <b>4</b> | <b>22</b> | <b>28</b> | <b>4</b> | <b>1</b> | <b>0</b> | <b>4</b> | <b>0</b> | <b>0</b> | <b>0</b> | <b>6</b> | <b>1</b> | <b>23</b> | <b>2</b> | <b>0</b> | <b>6</b> | <b>4</b> | <b>.283</b> | <b>.267</b> |

| PITCHER            | W        | L        | ERA         | G        | GS       | CG       | GF       | SHO      | SV       | IP          | H         | R         | ER        | HR       | HB       | BB        | IBB      | SO        | WP       | BK       | AVG         |
|--------------------|----------|----------|-------------|----------|----------|----------|----------|----------|----------|-------------|-----------|-----------|-----------|----------|----------|-----------|----------|-----------|----------|----------|-------------|
| Beard              | 0        | 0        | 40.50       | 1        | 0        | 0        | 0        | 0        | 0        | 0.2         | 5         | 3         | 3         | 1        | 0        | 0         | 0        | 0         | 0        | 0        | .714        |
| Jones              | 0        | 0        | 4.50        | 1        | 0        | 0        | 0        | 0        | 0        | 2.0         | 2         | 1         | 1         | 0        | 1        | 1         | 0        | 0         | 0        | 0        | .250        |
| Keough             | 0        | 1        | 1.08        | 1        | 1        | 0        | 0        | 0        | 0        | 8.1         | 7         | 2         | 1         | 1        | 0        | 6         | 0        | 4         | 1        | 0        | .219        |
| Kingman            | 0        | 0        | 81.00       | 1        | 0        | 0        | 0        | 0        | 0        | 0.1         | 3         | 3         | 3         | 0        | 0        | 0         | 0        | 0         | 0        | 0        | .750        |
| McCatty            | 0        | 1        | 13.50       | 1        | 1        | 0        | 0        | 0        | 0        | 3.1         | 6         | 5         | 5         | 0        | 1        | 2         | 0        | 2         | 0        | 0        | .375        |
| Norris             | 0        | 1        | 3.68        | 1        | 1        | 0        | 0        | 0        | 0        | 7.1         | 6         | 3         | 3         | 0        | 2        | 0         | 4        | 0         | 0        | 0        | .222        |
| Owchinko           | 0        | 0        | 5.40        | 1        | 0        | 0        | 1        | 0        | 0        | 1.2         | 3         | 1         | 1         | 1        | 0        | 0         | 0        | 0         | 0        | 0        | .429        |
| Underwood          | 0        | 0        | 13.50       | 2        | 0        | 0        | 2        | 0        | 0        | 1.1         | 4         | 2         | 2         | 0        | 0        | 2         | 0        | 0         | 0        | 0        | .667        |
| <b>Team Totals</b> | <b>0</b> | <b>3</b> | <b>6.84</b> | <b>3</b> | <b>3</b> | <b>0</b> | <b>3</b> | <b>0</b> | <b>0</b> | <b>25.0</b> | <b>36</b> | <b>20</b> | <b>19</b> | <b>3</b> | <b>2</b> | <b>13</b> | <b>0</b> | <b>10</b> | <b>1</b> | <b>0</b> | <b>.336</b> |

**Game 1 — October 13**  
New York 3, Oakland 1

**Game 2 — October 14**  
New York 13, Oakland 3

**Game 3 — October 15**  
New York 4, Oakland 0

| Oakland       | ab        | r        | h        | bi       |
|---------------|-----------|----------|----------|----------|
| Henderson lf  | 4         | 0        | 2        | 0        |
| Murphy cf     | 2         | 0        | 0        | 1        |
| Johnson dh    | 3         | 0        | 0        | 0        |
| Armas rf      | 4         | 0        | 1        | 0        |
| Kluttz 3b     | 3         | 0        | 2        | 0        |
| Gross ph-3b   | 1         | 0        | 0        | 0        |
| Moore 1b      | 4         | 0        | 0        | 0        |
| Newman c      | 2         | 0        | 0        | 0        |
| Drumright ph  | 1         | 0        | 0        | 0        |
| Heath c       | 1         | 0        | 0        | 0        |
| McKay 2b      | 4         | 0        | 0        | 0        |
| Picciolo ss   | 3         | 1        | 1        | 0        |
| <b>Totals</b> | <b>32</b> | <b>1</b> | <b>6</b> | <b>1</b> |

| Oakland         | ab        | r        | h         | bi       |
|-----------------|-----------|----------|-----------|----------|
| Henderson lf    | 5         | 0        | 1         | 1        |
| Murphy cf       | 5         | 0        | 2         | 0        |
| Moore 1b        | 2         | 0        | 0         | 0        |
| Spencer ph-1b   | 2         | 0        | 0         | 0        |
| Armas rf        | 4         | 0        | 0         | 0        |
| Kluttz 3b       | 2         | 1        | 1         | 0        |
| Gross ph-3b     | 2         | 0        | 0         | 0        |
| Heath c         | 4         | 1        | 2         | 0        |
| McKay 2b        | 4         | 0        | 2         | 1        |
| Bosetti dh      | 1         | 1        | 1         | 0        |
| Drumright ph-dh | 2         | 0        | 0         | 0        |
| Stanley ss      | 3         | 0        | 1         | 1        |
| Davis ph        | 1         | 0        | 1         | 0        |
| <b>Totals</b>   | <b>37</b> | <b>3</b> | <b>11</b> | <b>3</b> |

| New York       | ab        | r        | h         | bi       |
|----------------|-----------|----------|-----------|----------|
| Mumphrey cf    | 3         | 0        | 1         | 0        |
| Milbourne ss   | 4         | 1        | 1         | 0        |
| Winfield lf    | 5         | 0        | 0         | 0        |
| Murcer dh      | 3         | 0        | 1         | 0        |
| Piniella ph-dh | 1         | 1        | 1         | 0        |
| Gamble rf      | 1         | 0        | 0         | 0        |
| Foote ph       | 1         | 0        | 1         | 0        |
| Brown pr-rf    | 0         | 1        | 0         | 0        |
| Nettles 3b     | 5         | 0        | 1         | 3        |
| Watson 1b      | 5         | 0        | 1         | 0        |
| Cerone c       | 4         | 0        | 1         | 0        |
| Randolph 2b    | 4         | 1        | 2         | 1        |
| <b>Totals</b>  | <b>36</b> | <b>4</b> | <b>10</b> | <b>4</b> |

| New York       | ab        | r        | h        | bi       |
|----------------|-----------|----------|----------|----------|
| Mumphrey cf    | 4         | 0        | 1        | 0        |
| Milbourne ss   | 4         | 1        | 3        | 0        |
| Winfield lf    | 3         | 0        | 0        | 0        |
| Jackson rf     | 3         | 1        | 0        | 0        |
| Gamble dh      | 2         | 1        | 0        | 0        |
| Piniella ph-dh | 1         | 0        | 1        | 0        |
| Nettles 3b     | 3         | 0        | 1        | 3        |
| Watson 1b      | 3         | 0        | 1        | 0        |
| Brown pr       | 0         | 0        | 0        | 0        |
| Revering 1b    | 1         | 0        | 0        | 0        |
| Cerone c       | 2         | 0        | 0        | 0        |
| Randolph 2b    | 3         | 0        | 0        | 0        |
| <b>Totals</b>  | <b>29</b> | <b>3</b> | <b>7</b> | <b>3</b> |

| New York        | ab        | r         | h         | bi        |
|-----------------|-----------|-----------|-----------|-----------|
| Mumphrey cf     | 5         | 2         | 4         | 0         |
| Milbourne ss    | 5         | 2         | 2         | 1         |
| Robertson ph-ss | 1         | 0         | 0         | 0         |
| Winfield lf     | 5         | 2         | 2         | 2         |
| Jackson rf      | 1         | 0         | 0         | 1         |
| Piniella rf     | 3         | 1         | 1         | 3         |
| Brown rf        | 1         | 1         | 1         | 0         |
| Gamble dh       | 3         | 1         | 1         | 1         |
| Nettles 3b      | 4         | 2         | 4         | 3         |
| Rodriguez 3b    | 0         | 0         | 0         | 0         |
| Watson 1b       | 4         | 0         | 1         | 1         |
| Revering 1b     | 1         | 0         | 1         | 0         |
| Cerone c        | 4         | 1         | 0         | 0         |
| Foote c         | 0         | 0         | 0         | 0         |
| Randolph 2b     | 5         | 1         | 2         | 1         |
| <b>Totals</b>   | <b>42</b> | <b>13</b> | <b>19</b> | <b>13</b> |

| Oakland       | ab        | r        | h        | bi       |
|---------------|-----------|----------|----------|----------|
| Henderson lf  | 2         | 0        | 1        | 0        |
| Heath lf      | 1         | 0        | 0        | 0        |
| Murphy cf     | 1         | 0        | 0        | 0        |
| Bosetti ph-cf | 3         | 0        | 0        | 0        |
| Johnson dh    | 3         | 0        | 0        | 0        |
| Armas rf      | 4         | 0        | 1        | 0        |
| Kluttz 3b     | 2         | 0        | 0        | 0        |
| Gross ph-3b   | 2         | 0        | 0        | 0        |
| Moore 1b      | 2         | 0        | 2        | 0        |
| Spencer ph-1b | 1         | 0        | 0        | 0        |
| McKay 2b      | 3         | 0        | 1        | 0        |
| Newman c      | 3         | 0        | 0        | 0        |
| Picciolo ss   | 2         | 0        | 0        | 0        |
| Drumright ph  | 1         | 0        | 0        | 0        |
| Stanley ss    | 0         | 0        | 0        | 0        |
| <b>Totals</b> | <b>30</b> | <b>0</b> | <b>5</b> | <b>0</b> |

|          |     |     |     |   |   |   |
|----------|-----|-----|-----|---|---|---|
| Oakland  | 000 | 010 | 000 | 1 | 6 | 1 |
| New York | 300 | 000 | 00x | 3 | 7 | 1 |

E — Nettles, Henderson. DP — New York 2. LOB — Oakland 7, New York 7. 2B — Nettles, Henderson 2. SB — Jackson. S — Cerone.

|          |     |     |     |    |    |   |
|----------|-----|-----|-----|----|----|---|
| Oakland  | 001 | 200 | 000 | 3  | 11 | 1 |
| New York | 100 | 701 | 40x | 13 | 19 | 0 |

E — Kluttz. DP — New York 2. LOB — Oakland 8, New York 11. 2B — Mumphrey, Bosetti, Winfield, Murphy. 3B — Henderson. HR — Piniella, Nettles. SB — Winfield. SF — Gamble.

| Oakland         | ip        | h        | r        | er        | bb        | so        |
|-----------------|-----------|----------|----------|-----------|-----------|-----------|
| McCatty (L)     | 3.1       | 6        | 5        | 5         | 2         | 2         |
| Beard           | 0.2       | 5        | 3        | 3         | 0         | 0         |
| Jones           | 2.0       | 2        | 1        | 1         | 1         | 0         |
| Kingman         | 0.1       | 3        | 3        | 3         | 0         | 0         |
| Owchinko        | 1.2       | 3        | 1        | 1         | 0         | 0         |
| <b>New York</b> | <b>ip</b> | <b>h</b> | <b>r</b> | <b>er</b> | <b>bb</b> | <b>so</b> |
| May             | 3.1       | 6        | 3        | 3         | 0         | 5         |
| Frazier (W)     | 5.2       | 5        | 0        | 0         | 1         | 5         |

WP — Frazier. PB — Cerone. HBP — by McCatty (Cerone), by Jones (Nettles). T — 3:08. A — 48,497. Umpires — Goetz, Neudecker, Springstead, Merrill, Voltaggio and Bremigan.

|          |     |     |     |   |    |   |
|----------|-----|-----|-----|---|----|---|
| New York | 000 | 001 | 003 | 4 | 10 | 0 |
| Oakland  | 000 | 000 | 000 | 0 | 5  | 2 |

E — Picciolo, McKay. DP — New York 2, Oakland 1. LOB — New York 12, Oakland 5. 2B — Nettles. HR — Randolph. SB — Henderson 2. S — Milbourne.

| New York       | ip        | h        | r        | er        | bb        | so        |
|----------------|-----------|----------|----------|-----------|-----------|-----------|
| Righetti (W)   | 6.0       | 4        | 0        | 0         | 2         | 4         |
| Davis          | 2.0       | 0        | 0        | 0         | 0         | 1         |
| Gossage        | 1.0       | 1        | 0        | 0         | 0         | 2         |
| <b>Oakland</b> | <b>ip</b> | <b>h</b> | <b>r</b> | <b>er</b> | <b>bb</b> | <b>so</b> |
| Keough (L)     | 8.1       | 7        | 2        | 1         | 6         | 4         |
| Underwood      | 0.2       | 3        | 2        | 2         | 0         | 0         |

WP — Keough. T — 3:19. A — 47,302. Umpires — Neudecker, Springstead, Merrill, Voltaggio, Bremigan and Goetz.

T — 2:52. A — 55,740. Umpires — Bremigan, Goetz, Neudecker, Springstead, Merrill and Voltaggio.

# 1988 ALCS

The A's sweep the Boston Red Sox in four games to win their first American League pennant in 14 years. The A's hit .299 in the series and the pitching staff posts a 2.00 ERA while holding the Red Sox to a .206 batting average. Dennis Eckersley was named ALCS MVP after saving all four games and the bullpen recorded three of the wins. Dave Henderson hit .375 and Jose Canseco hit three of the A's seven home runs.

Jose Canseco homers in the fourth inning of Game 1 but Dave Henderson provides the game-winning single in the eighth inning in the A's 2-1 victory. Game 2 is a scoreless tie until the Red Sox score twice in the sixth off Storm Davis but Jose Canseco hit a two-run home run and Mark McGwire added a RBI single in the seventh to give the A's a 3-2 lead. After the Red Sox tie the game, Walt Weiss has the game-winning RBI single in the ninth. The A's outscore the Red Sox 10-6 in Game 3 as Carney Lansford, McGwire and Ron Hassey have three hits each while Hassey drives in three runs. The A's clinch the series with a 4-1 win in Game 4 as Dave Stewart allows one run in seven innings for the win. Jose Canseco homered in the first and Dave Henderson had an RBI single in the third before the A's score two insurance runs in the eighth.

## FINAL STATISTICS

| PLAYER        | AVG         | G        | AB         | R         | H         | TB        | 2B       | 3B       | HR       | RBI       | SH       | SF       | HP       | BB        | IBB      | SO        | SB       | CS       | DP       | E        | SLG         | OBP         |
|---------------|-------------|----------|------------|-----------|-----------|-----------|----------|----------|----------|-----------|----------|----------|----------|-----------|----------|-----------|----------|----------|----------|----------|-------------|-------------|
| Baylor        | .000        | 2        | 6          | 0         | 0         | 0         | 0        | 0        | 0        | 1         | 0        | 1        | 0        | 1         | 0        | 2         | 0        | 0        | 0        | 0        | .000        | .125        |
| Canseco       | .313        | 4        | 16         | 4         | 5         | 15        | 1        | 0        | 3        | 4         | 0        | 0        | 0        | 1         | 0        | 2         | 1        | 1        | 1        | 0        | .938        | .353        |
| Gallego       | .083        | 4        | 12         | 1         | 1         | 1         | 0        | 0        | 0        | 0         | 0        | 0        | 0        | 0         | 0        | 3         | 0        | 0        | 0        | 0        | .083        | .083        |
| Hassey        | .500        | 4        | 8          | 2         | 4         | 8         | 1        | 0        | 1        | 3         | 0        | 0        | 0        | 1         | 1        | 1         | 0        | 0        | 0        | 0        | 1.000       | .556        |
| Henderson     | .375        | 4        | 16         | 2         | 6         | 10        | 1        | 0        | 1        | 4         | 0        | 0        | 0        | 1         | 0        | 7         | 0        | 0        | 0        | 2        | .625        | .412        |
| Javier        | .500        | 2        | 4          | 0         | 2         | 2         | 0        | 0        | 0        | 1         | 0        | 0        | 0        | 1         | 1        | 0         | 0        | 0        | 0        | 0        | .500        | .600        |
| Lansford      | .294        | 4        | 17         | 4         | 5         | 9         | 1        | 0        | 1        | 2         | 0        | 0        | 0        | 0         | 0        | 2         | 0        | 1        | 0        | 0        | .529        | .294        |
| McGwire       | .333        | 4        | 15         | 4         | 5         | 8         | 0        | 0        | 1        | 3         | 0        | 0        | 0        | 1         | 1        | 5         | 0        | 0        | 0        | 0        | .533        | .375        |
| Parker        | .250        | 3        | 12         | 1         | 3         | 4         | 1        | 0        | 0        | 0         | 0        | 0        | 0        | 0         | 0        | 4         | 0        | 0        | 0        | 1        | .333        | .250        |
| Phillips      | .286        | 2        | 7          | 0         | 2         | 3         | 1        | 0        | 0        | 0         | 0        | 0        | 0        | 1         | 0        | 3         | 0        | 0        | 0        | 0        | .429        | .375        |
| Polonia       | .400        | 3        | 5          | 0         | 2         | 2         | 0        | 0        | 0        | 0         | 0        | 0        | 0        | 1         | 0        | 2         | 0        | 1        | 0        | 0        | .400        | .500        |
| Steinbach     | .250        | 2        | 4          | 0         | 1         | 1         | 0        | 0        | 0        | 0         | 0        | 0        | 0        | 2         | 0        | 0         | 0        | 0        | 0        | 0        | .250        | .500        |
| Weiss         | .333        | 4        | 15         | 2         | 5         | 7         | 2        | 0        | 0        | 2         | 0        | 0        | 0        | 0         | 0        | 4         | 0        | 0        | 0        | 0        | .467        | .333        |
| <b>Totals</b> | <b>.299</b> | <b>4</b> | <b>137</b> | <b>20</b> | <b>41</b> | <b>70</b> | <b>8</b> | <b>0</b> | <b>7</b> | <b>20</b> | <b>0</b> | <b>1</b> | <b>0</b> | <b>10</b> | <b>3</b> | <b>35</b> | <b>1</b> | <b>3</b> | <b>1</b> | <b>3</b> | <b>.511</b> | <b>.345</b> |

| PITCHER       | W        | L        | ERA         | G        | GS       | CG       | GF       | SHO      | SV       | IP          | H         | R         | ER       | HR       | HB       | BB        | IBB      | SO        | WP       | BK       | AVG         |
|---------------|----------|----------|-------------|----------|----------|----------|----------|----------|----------|-------------|-----------|-----------|----------|----------|----------|-----------|----------|-----------|----------|----------|-------------|
| Cadaret       | 0        | 0        | 27.00       | 1        | 0        | 0        | 0        | 0        | 0        | 0.1         | 1         | 1         | 1        | 1        | 0        | 0         | 0        | 0         | 0        | 0        | .500        |
| Davis         | 0        | 0        | 0.00        | 1        | 1        | 0        | 0        | 0        | 0        | 6.1         | 2         | 2         | 0        | 0        | 0        | 5         | 0        | 4         | 1        | 0        | .100        |
| Eckersley     | 0        | 0        | 0.00        | 4        | 0        | 0        | 4        | 0        | 4        | 6.0         | 1         | 0         | 0        | 0        | 0        | 2         | 0        | 5         | 0        | 0        | .053        |
| Honeycutt     | 1        | 0        | 0.00        | 3        | 0        | 0        | 0        | 0        | 0        | 2.0         | 0         | 0         | 0        | 0        | 0        | 2         | 0        | 0         | 0        | 0        | .000        |
| Nelson        | 2        | 0        | 0.00        | 2        | 0        | 0        | 0        | 0        | 0        | 4.2         | 5         | 0         | 0        | 0        | 0        | 1         | 0        | 0         | 0        | 0        | .294        |
| Plunk         | 0        | 0        | 0.00        | 1        | 0        | 0        | 0        | 0        | 0        | 0.1         | 1         | 0         | 0        | 0        | 0        | 0         | 0        | 1         | 0        | 0        | .500        |
| Stewart       | 1        | 0        | 1.35        | 2        | 2        | 0        | 0        | 0        | 0        | 13.1        | 9         | 2         | 2        | 0        | 1        | 6         | 0        | 11        | 0        | 0        | .188        |
| Welch         | 0        | 0        | 27.00       | 1        | 1        | 0        | 0        | 0        | 0        | 1.2         | 6         | 5         | 5        | 1        | 0        | 2         | 0        | 0         | 0        | 0        | 1.667       |
| Young         | 0        | 0        | 0.00        | 1        | 0        | 0        | 0        | 0        | 0        | 1.1         | 1         | 1         | 0        | 0        | 0        | 0         | 0        | 2         | 0        | 0        | .200        |
| <b>Totals</b> | <b>4</b> | <b>0</b> | <b>2.00</b> | <b>4</b> | <b>4</b> | <b>0</b> | <b>4</b> | <b>0</b> | <b>4</b> | <b>36.0</b> | <b>26</b> | <b>11</b> | <b>8</b> | <b>2</b> | <b>1</b> | <b>18</b> | <b>0</b> | <b>23</b> | <b>1</b> | <b>1</b> | <b>.206</b> |

**Game 1 — October 5**  
Oakland 2, Boston 1

**Game 2 — October 6**  
Oakland 4, Boston 3

**Game 3 — October 8**  
Oakland 10, Boston 6

| Oakland       | ab        | r        | h        | bi       |
|---------------|-----------|----------|----------|----------|
| Lansford 3b   | 4         | 1        | 1        | 0        |
| Henderson cf  | 4         | 0        | 2        | 0        |
| Canseco rf    | 4         | 1        | 1        | 1        |
| McGwire 1b    | 4         | 0        | 0        | 0        |
| Steinbach c   | 2         | 0        | 1        | 0        |
| Hassey c      | 1         | 0        | 0        | 0        |
| Baylor dh     | 3         | 0        | 0        | 0        |
| Polonia pr    | 0         | 0        | 0        | 0        |
| Phillips lf   | 3         | 0        | 0        | 0        |
| Gallego 2b    | 4         | 0        | 0        | 0        |
| Weiss ss      | 3         | 0        | 1        | 0        |
| <b>Totals</b> | <b>32</b> | <b>2</b> | <b>6</b> | <b>2</b> |

| Oakland        | ab        | r        | h         | bi       |
|----------------|-----------|----------|-----------|----------|
| Polonia lf     | 5         | 0        | 2         | 0        |
| Gallego 2b     | 0         | 0        | 0         | 0        |
| Henderson cf   | 3         | 1        | 1         | 0        |
| Canseco rf     | 4         | 1        | 1         | 2        |
| Parker dh      | 4         | 0        | 1         | 0        |
| Lansford 3b    | 4         | 1        | 0         | 0        |
| Hassey c       | 4         | 1        | 1         | 0        |
| McGwire 1b     | 4         | 0        | 1         | 1        |
| Phillips 2b-lf | 4         | 0        | 2         | 0        |
| Weiss ss       | 4         | 0        | 1         | 1        |
| <b>Totals</b>  | <b>36</b> | <b>4</b> | <b>10</b> | <b>4</b> |

| Boston        | ab        | r        | h         | bi       |
|---------------|-----------|----------|-----------|----------|
| Burks cf      | 5         | 2        | 2         | 0        |
| Barrett 2b    | 4         | 1        | 1         | 0        |
| Boggs 3b      | 4         | 2        | 3         | 2        |
| Greenwell lf  | 5         | 1        | 2         | 3        |
| Rice dh       | 5         | 0        | 0         | 0        |
| Evans rf      | 2         | 0        | 1         | 1        |
| Gedman c      | 3         | 0        | 2         | 0        |
| Reed ss       | 3         | 0        | 1         | 0        |
| Benzinger 1b  | 3         | 0        | 0         | 0        |
| Parrish ph-1b | 1         | 0        | 0         | 0        |
| <b>Totals</b> | <b>35</b> | <b>6</b> | <b>12</b> | <b>6</b> |

| Boston        | ab        | r        | h        | bi       |
|---------------|-----------|----------|----------|----------|
| Boggs 3b      | 4         | 0        | 1        | 1        |
| Barrett 2b    | 4         | 0        | 0        | 0        |
| Evans rf      | 4         | 0        | 1        | 0        |
| Greenwell lf  | 3         | 0        | 0        | 0        |
| Benzinger 1b  | 4         | 0        | 0        | 0        |
| Burks cf      | 4         | 0        | 0        | 0        |
| Rice dh       | 2         | 0        | 1        | 0        |
| Romine pr     | 0         | 1        | 0        | 0        |
| Parrish ph    | 1         | 0        | 0        | 0        |
| Reed ss       | 2         | 0        | 1        | 0        |
| Gedman c      | 3         | 0        | 2        | 0        |
| Romero pr     | 0         | 0        | 0        | 0        |
| <b>Totals</b> | <b>31</b> | <b>1</b> | <b>6</b> | <b>1</b> |

| Boston        | ab        | r        | h        | bi       |
|---------------|-----------|----------|----------|----------|
| Boggs 3b      | 3         | 0        | 0        | 0        |
| Barrett 2b    | 4         | 0        | 0        | 0        |
| Evans rf      | 3         | 1        | 0        | 0        |
| Greenwell lf  | 2         | 1        | 0        | 0        |
| Rice dh       | 4         | 0        | 1        | 0        |
| Romine pr     | 0         | 0        | 0        | 0        |
| Burks cf      | 4         | 0        | 1        | 1        |
| Benzinger 1b  | 3         | 0        | 1        | 0        |
| Reed ss       | 2         | 0        | 0        | 0        |
| Parrish ph    | 1         | 0        | 0        | 0        |
| Gedman c      | 4         | 1        | 1        | 1        |
| <b>Totals</b> | <b>30</b> | <b>3</b> | <b>4</b> | <b>2</b> |

| Oakland       | ab        | r         | h         | bi        |
|---------------|-----------|-----------|-----------|-----------|
| Lansford 3b   | 5         | 2         | 3         | 2         |
| Henderson cf  | 5         | 1         | 2         | 2         |
| Canseco rf    | 4         | 0         | 0         | 0         |
| Parker dh     | 5         | 1         | 1         | 0         |
| McGwire 1b    | 4         | 3         | 3         | 1         |
| Hassey c      | 3         | 1         | 3         | 3         |
| Javier lf     | 3         | 0         | 1         | 1         |
| Gallego 2b    | 4         | 1         | 1         | 0         |
| Weiss ss      | 4         | 1         | 1         | 1         |
| <b>Totals</b> | <b>37</b> | <b>10</b> | <b>15</b> | <b>10</b> |

|         |     |     |     |   |   |   |
|---------|-----|-----|-----|---|---|---|
| Oakland | 000 | 100 | 010 | 2 | 6 | 0 |
| Boston  | 000 | 000 | 100 | 1 | 6 | 0 |

**DP** — Oakland 1, Boston 1. **LOB** — Oakland 6, Boston 9. **2B** — Weiss, Evans, Lansford, Reed. **HR** — Canseco. **SF** — Boggs.

| Oakland        | ip        | h        | r        | er        | bb        | so        |
|----------------|-----------|----------|----------|-----------|-----------|-----------|
| Stewart        | 6.1       | 5        | 1        | 1         | 3         | 6         |
| Honeycutt (W)  | 0.2       | 0        | 0        | 0         | 0         | 0         |
| Eckersley (Sv) | 2.0       | 1        | 0        | 0         | 1         | 3         |
| <b>Boston</b>  | <b>ip</b> | <b>h</b> | <b>r</b> | <b>er</b> | <b>bb</b> | <b>so</b> |
| Hurst (L)      | 9.0       | 6        | 2        | 2         | 3         | 7         |

**PB** — Steinbach. **HBP** — by Stewart (Reed). **T** — 2:44. **A** — 34,104

|         |     |     |     |   |    |   |
|---------|-----|-----|-----|---|----|---|
| Oakland | 000 | 000 | 301 | 4 | 10 | 1 |
| Boston  | 000 | 002 | 100 | 3 | 4  | 1 |

**E** — Clemens, Henderson. **DP** — Oakland 1. **LOB** — Oakland 6, Boston 6. **2B** — Phillips. **HR** — Canseco, Gedman. **S** — Reed.

| Oakland        | ip        | h        | r        | er        | bb        | so        |
|----------------|-----------|----------|----------|-----------|-----------|-----------|
| Davis          | 6.1       | 2        | 2        | 0         | 5         | 4         |
| Cadaret        | 0.1       | 1        | 1        | 1         | 0         | 0         |
| Nelson (W)     | 1.1       | 1        | 0        | 0         | 0         | 0         |
| Eckersley (Sv) | 1.0       | 0        | 0        | 0         | 0         | 0         |
| <b>Boston</b>  | <b>ip</b> | <b>h</b> | <b>r</b> | <b>er</b> | <b>bb</b> | <b>so</b> |
| Clemens        | 7.0       | 6        | 3        | 3         | 0         | 8         |
| Stanley        | 0.1       | 1        | 0        | 0         | 1         | 0         |
| Smith (L)      | 1.2       | 3        | 1        | 1         | 0         | 1         |

**WP** — Davis, Clemens. **Balk** — Clemens. **PB** — Gedman. **T** — 3:14. **A** — 34,605

|         |     |     |     |    |    |   |
|---------|-----|-----|-----|----|----|---|
| Boston  | 320 | 000 | 100 | 6  | 12 | 0 |
| Oakland | 042 | 010 | 12x | 10 | 15 | 1 |

**E** — Henderson. **DP** — Boston 1, Oakland 2. **LOB** — Boston 8, Oakland 6. **2B** — Greenwell, Burks, Weiss, Hassey, Parker. **HR** — Greenwell, McGwire, Lansford, Hassey, Henderson. **S** — Barrett. **SF** — Boggs.

| Boston         | ip        | h        | r        | er        | bb        | so        |
|----------------|-----------|----------|----------|-----------|-----------|-----------|
| Boddicker (L)  | 2.2       | 8        | 6        | 6         | 1         | 2         |
| Gardner        | 4.2       | 6        | 3        | 3         | 2         | 8         |
| Stanley        | 0.2       | 1        | 1        | 1         | 0         | 0         |
| <b>Oakland</b> | <b>ip</b> | <b>h</b> | <b>r</b> | <b>er</b> | <b>bb</b> | <b>so</b> |
| Welch          | 1.2       | 6        | 5        | 5         | 2         | 0         |
| Nelson (W)     | 3.1       | 4        | 0        | 0         | 1         | 0         |
| Young          | 1.1       | 1        | 1        | 0         | 0         | 2         |
| Plunk          | 0.1       | 1        | 0        | 0         | 0         | 1         |
| Honeycutt      | 0.1       | 0        | 0        | 0         | 1         | 0         |
| Eckersley (Sv) | 2.0       | 0        | 0        | 0         | 0         | 2         |

Honeycutt pitched to one batter in the 8th. **Balk** — Welch. **T** — 3:14. **A** — 49,261

Game 4 — October 9  
Oakland 4, Boston 1

| Boston        | ab        | r        | h        | bi       |
|---------------|-----------|----------|----------|----------|
| Boggs 3b      | 2         | 0        | 1        | 0        |
| Greenwell lf  | 4         | 0        | 1        | 0        |
| Rice dh       | 2         | 0        | 0        | 1        |
| Owen ph       | 0         | 0        | 0        | 0        |
| Evans rf      | 3         | 0        | 0        | 0        |
| Benzinger ph  | 1         | 0        | 0        | 0        |
| Gedman c      | 4         | 0        | 0        | 0        |
| Reed ss       | 4         | 0        | 1        | 0        |
| Parrish ph    | 3         | 0        | 0        | 0        |
| <b>Totals</b> | <b>30</b> | <b>1</b> | <b>4</b> | <b>1</b> |

| Oakland       | ab        | r        | h         | bi       |
|---------------|-----------|----------|-----------|----------|
| Lansford 3b   | 4         | 0        | 1         | 0        |
| Henderson cf  | 4         | 0        | 1         | 1        |
| Canseco rf    | 4         | 2        | 3         | 1        |
| McGwire 1b    | 3         | 1        | 1         | 1        |
| Parker lf     | 3         | 0        | 1         | 0        |
| Javier pr-lf  | 1         | 0        | 1         | 0        |
| Steinbach c   | 2         | 0        | 0         | 0        |
| Polonia ph    | 0         | 0        | 0         | 0        |
| Hassey c      | 0         | 0        | 0         | 0        |
| Baylor dh     | 3         | 0        | 0         | 1        |
| Gallego 2b    | 4         | 0        | 0         | 0        |
| Weiss ss      | 4         | 1        | 2         | 0        |
| <b>Totals</b> | <b>32</b> | <b>4</b> | <b>10</b> | <b>4</b> |

|         |     |     |     |   |    |   |
|---------|-----|-----|-----|---|----|---|
| Boston  | 000 | 001 | 000 | 1 | 4  | 0 |
| Oakland | 101 | 000 | 02x | 4 | 10 | 1 |

E – Parker. DP – Oakland 1. LOB – Boston 7, Oakland 8. 2B – Henderson, Canseco. HR – Canseco. SB – Canseco. SF – Baylor.

| Boston         | ip  | h | r | er | bb | so |
|----------------|-----|---|---|----|----|----|
| Hurst (L)      | 4.0 | 4 | 2 | 2  | 2  | 5  |
| Smithson       | 2.1 | 3 | 0 | 0  | 0  | 1  |
| Smith          | 1.2 | 3 | 2 | 2  | 1  | 3  |
| Oakland        | ip  | h | r | er | bb | so |
| Stewart (W)    | 7.0 | 4 | 1 | 1  | 3  | 5  |
| Honeycutt      | 1.0 | 0 | 0 | 0  | 1  | 0  |
| Eckersley (Sv) | 1.0 | 0 | 0 | 0  | 1  | 0  |

Stewart pitched to one batter in the 8th.  
T – 2:55. A – 49,406



# 1988 WORLD SERIES

The A's return to the World Series for the first time in 14 years when they also met the Dodgers. After winning the series in five games in 1974, the A's lose to the Dodgers in five games in 1988. The A's hit just .177 in the series and are outscored 21-11 in the five games. Jose Canseco collects just one hit in the series but leads the A's with five RBI. Storm Davis loses twice and posts an 11.25 ERA.

Canseco hits a grand slam in the second inning of Game 1 to give the A's a 4-2 lead before Kirk Gibson hits a pinch-hit, two-out, two-run home run in the bottom of the ninth to lift the Dodgers to a 5-4 win. Orel Hershiser shuts out the A's on three hits in a 6-0 Los Angeles win in Game 2. Davis allows six runs in 3.1 innings and Dave Parker has all three of the A's hits. The series moves to Oakland for Game 3 and the A's get their only win of the series when Mark McGwire breaks a 1-1 tie with a one-out home run in the bottom of the ninth. The Dodgers score two runs in the first inning of Game 4 and lead the rest of the way in a 4-3 win. Dave Henderson collects four hits. Hershiser clinches World Series MVP honors by tossing a four-hitter in Game 5 to defeat the A's 5-2.

## FINAL STATISTICS

| PLAYER        | AVG         | G        | AB         | R         | H         | TB        | 2B       | 3B       | HR       | RBI       | SH       | SF       | HP       | BB        | IBB      | SO        | SB       | CS       | DP       | E        | SLG         | OBP         |
|---------------|-------------|----------|------------|-----------|-----------|-----------|----------|----------|----------|-----------|----------|----------|----------|-----------|----------|-----------|----------|----------|----------|----------|-------------|-------------|
| Baylor        | .000        | 1        | 1          | 0         | 0         | 0         | 0        | 0        | 0        | 0         | 0        | 0        | 0        | 0         | 0        | 1         | 0        | 0        | 0        | 0        | .000        | .000        |
| Canseco       | .053        | 5        | 19         | 1         | 1         | 4         | 0        | 0        | 1        | 5         | 0        | 0        | 1        | 2         | 0        | 5         | 1        | 0        | 0        | 0        | .211        | .182        |
| Davis         | .000        | 2        | 1          | 0         | 0         | 0         | 0        | 0        | 0        | 0         | 0        | 0        | 0        | 0         | 0        | 1         | 0        | 0        | 0        | 0        | .000        | .000        |
| Gallego       | —           | 1        | 0          | 0         | 0         | 0         | 0        | 0        | 0        | 0         | 0        | 0        | 0        | 0         | 0        | 0         | 0        | 0        | 0        | 0        | —           | —           |
| Hassey        | .250        | 5        | 8          | 0         | 2         | 2         | 0        | 0        | 0        | 1         | 0        | 0        | 0        | 3         | 0        | 3         | 0        | 0        | 0        | 0        | .250        | .455        |
| Henderson     | .300        | 5        | 20         | 1         | 6         | 8         | 2        | 0        | 0        | 1         | 0        | 0        | 0        | 2         | 0        | 7         | 0        | 0        | 0        | 0        | .400        | .364        |
| Hubbard       | .250        | 4        | 12         | 2         | 3         | 3         | 0        | 0        | 0        | 0         | 0        | 0        | 0        | 1         | 0        | 2         | 1        | 0        | 0        | 1        | .250        | .308        |
| Javier        | .500        | 3        | 4          | 0         | 2         | 2         | 0        | 0        | 0        | 2         | 0        | 1        | 0        | 0         | 0        | 1         | 0        | 0        | 0        | 0        | .500        | .400        |
| Lansford      | .167        | 5        | 18         | 2         | 3         | 3         | 0        | 0        | 0        | 1         | 0        | 0        | 0        | 2         | 0        | 2         | 0        | 0        | 0        | 0        | .167        | .250        |
| McGwire       | .059        | 5        | 17         | 1         | 1         | 4         | 0        | 0        | 1        | 1         | 0        | 0        | 0        | 3         | 1        | 4         | 0        | 0        | 2        | 0        | .235        | .200        |
| Parker        | .200        | 4        | 15         | 0         | 3         | 3         | 0        | 0        | 0        | 0         | 0        | 0        | 0        | 2         | 0        | 4         | 0        | 0        | 0        | 0        | .200        | .294        |
| Phillips      | .250        | 2        | 4          | 1         | 1         | 1         | 0        | 0        | 0        | 0         | 0        | 0        | 0        | 1         | 0        | 2         | 0        | 0        | 0        | 0        | .250        | .400        |
| Polonia       | .111        | 3        | 9          | 1         | 1         | 1         | 0        | 0        | 0        | 0         | 0        | 0        | 0        | 0         | 0        | 2         | 0        | 0        | 0        | 0        | .111        | .111        |
| Steinbach     | .364        | 3        | 11         | 0         | 4         | 5         | 1        | 0        | 0        | 0         | 0        | 0        | 0        | 0         | 0        | 2         | 0        | 0        | 0        | 0        | .455        | .364        |
| Stewart       | .000        | 2        | 3          | 1         | 0         | 0         | 0        | 0        | 0        | 0         | 0        | 0        | 0        | 1         | 0        | 3         | 0        | 0        | 0        | 0        | .000        | .250        |
| Weiss         | .063        | 5        | 16         | 1         | 1         | 1         | 0        | 0        | 0        | 0         | 1        | 0        | 0        | 0         | 0        | 2         | 1        | 0        | 0        | 1        | .063        | .063        |
| <b>Totals</b> | <b>.177</b> | <b>5</b> | <b>158</b> | <b>11</b> | <b>28</b> | <b>37</b> | <b>3</b> | <b>0</b> | <b>2</b> | <b>11</b> | <b>1</b> | <b>1</b> | <b>1</b> | <b>17</b> | <b>1</b> | <b>41</b> | <b>3</b> | <b>0</b> | <b>2</b> | <b>2</b> | <b>.234</b> | <b>.260</b> |

| PITCHER       | W        | L        | ERA         | G        | GS       | CG       | GF       | SHO      | SV       | IP          | H         | R         | ER        | HR       | HB       | BB        | IBB      | SO        | WP       | BK       | AVG         |
|---------------|----------|----------|-------------|----------|----------|----------|----------|----------|----------|-------------|-----------|-----------|-----------|----------|----------|-----------|----------|-----------|----------|----------|-------------|
| Burns         | 0        | 0        | 0.00        | 1        | 0        | 0        | 1        | 0        | 0        | 0.1         | 0         | 0         | 0         | 0        | 0        | 0         | 0        | 0         | 0        | 0        | .000        |
| Cadaret       | 0        | 0        | 0.00        | 3        | 0        | 0        | 0        | 0        | 0        | 2.0         | 2         | 0         | 0         | 0        | 0        | 0         | 0        | 3         | 0        | 0        | .250        |
| Davis         | 0        | 2        | 11.25       | 2        | 2        | 0        | 0        | 0        | 0        | 8.0         | 14        | 10        | 10        | 3        | 0        | 1         | 0        | 7         | 0        | 0        | .389        |
| Eckersley     | 0        | 1        | 10.80       | 2        | 0        | 0        | 2        | 0        | 0        | 1.2         | 2         | 2         | 2         | 1        | 0        | 1         | 0        | 2         | 0        | 0        | .333        |
| Honeycutt     | 1        | 0        | 0.00        | 3        | 0        | 0        | 2        | 0        | 0        | 3.1         | 0         | 0         | 0         | 0        | 0        | 0         | 0        | 5         | 0        | 0        | .000        |
| Nelson        | 0        | 0        | 1.42        | 3        | 0        | 0        | 0        | 0        | 0        | 6.1         | 4         | 1         | 1         | 0        | 0        | 3         | 0        | 3         | 0        | 0        | .174        |
| Plunk         | 0        | 0        | 0.00        | 2        | 0        | 0        | 0        | 0        | 0        | 1.2         | 0         | 0         | 0         | 0        | 0        | 0         | 0        | 3         | 0        | 0        | .000        |
| Stewart       | 0        | 1        | 3.14        | 2        | 2        | 0        | 0        | 0        | 0        | 14.1        | 12        | 7         | 5         | 1        | 1        | 5         | 0        | 5         | 1        | 1        | .222        |
| Welch         | 0        | 0        | 1.80        | 1        | 1        | 0        | 0        | 0        | 0        | 5.0         | 6         | 1         | 1         | 0        | 0        | 3         | 0        | 8         | 0        | 0        | .300        |
| Young         | 0        | 0        | 0.00        | 1        | 0        | 0        | 0        | 0        | 0        | 1.0         | 1         | 0         | 0         | 0        | 0        | 0         | 0        | 0         | 0        | 0        | .250        |
| <b>Totals</b> | <b>1</b> | <b>4</b> | <b>3.92</b> | <b>5</b> | <b>5</b> | <b>0</b> | <b>5</b> | <b>0</b> | <b>0</b> | <b>43.2</b> | <b>41</b> | <b>21</b> | <b>19</b> | <b>5</b> | <b>1</b> | <b>13</b> | <b>0</b> | <b>36</b> | <b>1</b> | <b>1</b> | <b>.246</b> |

**Game 1 — October 15**  
Los Angeles 5, Oakland 4

**Game 2 — October 16**  
Los Angeles 5, Oakland 0

**Game 3 — October 18**  
Oakland 2, Los Angeles 1

| Oakland            |           |          |          |           | Oakland            |           |          |           |           | Los Angeles        |           |          |          |           |
|--------------------|-----------|----------|----------|-----------|--------------------|-----------|----------|-----------|-----------|--------------------|-----------|----------|----------|-----------|
| ab                 | r         | h        | bi       |           | ab                 | r         | h        | bi        |           | ab                 | r         | h        | bi       |           |
| Lansford 3b        | 4         | 1        | 0        | 0         | Lansford 3b        | 3         | 0        | 0         | 0         | Sax 2b             | 5         | 0        | 1        | 0         |
| Henderson cf       | 5         | 0        | 2        | 0         | Henderson cf       | 4         | 0        | 0         | 0         | Stubbs 1b          | 4         | 0        | 1        | 1         |
| Canseco rf         | 4         | 1        | 1        | 4         | Canseco rf         | 4         | 0        | 0         | 0         | Woodson ph-1b      | 1         | 0        | 0        | 0         |
| Parker lf          | 2         | 0        | 0        | 0         | Parker lf          | 4         | 0        | 3         | 0         | Hatcher lf-rf      | 4         | 0        | 1        | 0         |
| Javier pr-lf       | 1         | 0        | 1        | 0         | McGwire 1b         | 3         | 0        | 0         | 0         | Marshall rf        | 1         | 0        | 0        | 0         |
| McGwire 1b         | 3         | 0        | 0        | 0         | Hassey c           | 3         | 0        | 0         | 0         | Heep ph-lf         | 3         | 0        | 1        | 0         |
| Steinbach c        | 4         | 0        | 1        | 0         | Hubbard 2b         | 2         | 0        | 0         | 0         | Shelby cf          | 3         | 0        | 2        | 0         |
| Hassey c           | 0         | 0        | 0        | 0         | Weiss ss           | 3         | 0        | 0         | 0         | M. Davis dh        | 2         | 0        | 0        | 0         |
| Hubbard 2b         | 4         | 1        | 2        | 0         | S. Davis p         | 1         | 0        | 0         | 0         | Anderson ph        | 1         | 0        | 0        | 0         |
| Weiss ss           | 4         | 0        | 0        | 0         | Nelson p           | 0         | 0        | 0         | 0         | Scioscia c         | 4         | 0        | 1        | 0         |
| Stewart p          | 3         | 1        | 0        | 0         | Polonia ph         | 1         | 0        | 0         | 0         | Hamilton 3b        | 3         | 1        | 1        | 0         |
| Eckersley p        | 0         | 0        | 0        | 0         | Young p            | 0         | 0        | 0         | 0         | Griffin ss         | 3         | 0        | 0        | 0         |
| <b>Totals</b>      | <b>34</b> | <b>4</b> | <b>7</b> | <b>4</b>  | Plunk p            | 0         | 0        | 0         | 0         | <b>Totals</b>      | <b>34</b> | <b>1</b> | <b>8</b> | <b>1</b>  |
|                    |           |          |          |           | Baylor ph          | 1         | 0        | 0         | 0         |                    |           |          |          |           |
|                    |           |          |          |           | Honeycutt p        | 0         | 0        | 0         | 0         | <b>Oakland</b>     | <b>ab</b> | <b>r</b> | <b>h</b> | <b>bi</b> |
| <b>Los Angeles</b> | <b>ab</b> | <b>r</b> | <b>h</b> | <b>bi</b> | <b>Totals</b>      | <b>29</b> | <b>0</b> | <b>3</b>  | <b>0</b>  | <b>Phillips lf</b> | <b>1</b>  | <b>0</b> | <b>0</b> | <b>0</b>  |
| Sax 2b             | 3         | 1        | 1        | 0         |                    |           |          |           |           | Polonia ph-lf      | 3         | 0        | 0        | 0         |
| Stubbs 1b          | 4         | 0        | 0        | 0         | <b>Los Angeles</b> | <b>ab</b> | <b>r</b> | <b>h</b>  | <b>bi</b> | Henderson cf       | 4         | 0        | 0        | 0         |
| Hatcher lf         | 3         | 1        | 1        | 2         | Sax 2b             | 4         | 1        | 1         | 0         | Canseco rf         | 4         | 0        | 0        | 0         |
| Marshall rf        | 4         | 1        | 1        | 0         | Stubbs 1b          | 2         | 1        | 1         | 1         | McGwire 1b         | 4         | 1        | 1        | 1         |
| Shelby cf          | 4         | 0        | 1        | 0         | Woodson ph-1b      | 1         | 0        | 0         | 0         | Steinbach dh       | 3         | 0        | 2        | 0         |
| Scioscia c         | 4         | 0        | 1        | 1         | Hatcher lf         | 4         | 1        | 2         | 1         | Lansford 3b        | 3         | 0        | 0        | 0         |
| Hamilton 3b        | 4         | 0        | 0        | 0         | Marshall rf        | 4         | 1        | 2         | 3         | Hubbard 2b         | 3         | 1        | 1        | 0         |
| Griffin ss         | 2         | 0        | 1        | 0         | Gonzalez rf        | 0         | 0        | 0         | 0         | Hassey c           | 1         | 0        | 1        | 1         |
| M. Davis ph        | 0         | 1        | 0        | 0         | Shelby cf          | 4         | 0        | 0         | 0         | Weiss ss           | 3         | 0        | 0        | 0         |
| Belcher p          | 0         | 0        | 0        | 0         | Scioscia c         | 4         | 0        | 0         | 0         | <b>Totals</b>      | <b>29</b> | <b>2</b> | <b>5</b> | <b>2</b>  |
| Heep ph            | 1         | 0        | 0        | 0         | Hamilton 3b        | 4         | 0        | 0         | 0         |                    |           |          |          |           |
| Leary p            | 0         | 0        | 0        | 0         | Griffin ss         | 4         | 1        | 1         | 0         |                    |           |          |          |           |
| Woodson ph         | 1         | 0        | 0        | 0         | Hershiser p        | 3         | 1        | 3         | 1         |                    |           |          |          |           |
| Holton p           | 0         | 0        | 0        | 0         | <b>Totals</b>      | <b>34</b> | <b>6</b> | <b>10</b> | <b>6</b>  |                    |           |          |          |           |
| Gonzalez ph        | 0         | 0        | 0        | 0         |                    |           |          |           |           |                    |           |          |          |           |
| Pena p             | 0         | 0        | 0        | 0         | Oakland            | 000       | 000      | 000       | 0 3 0     |                    |           |          |          |           |
| Gibson ph          | 1         | 1        | 1        | 2         | Los Angeles        | 005       | 100      | 00x       | 6 10 1    |                    |           |          |          |           |
| <b>Totals</b>      | <b>32</b> | <b>5</b> | <b>7</b> | <b>5</b>  |                    |           |          |           |           |                    |           |          |          |           |

Two outs when winning run scored.  
Oakland 040 000 000 4 7 0  
Los Angeles 200 001 002 5 7 0

**DP** – Oakland 1. **LOB** – Oakland 10, Los Angeles 5. **2B** – Henderson. **HR** – Hatcher, Canseco, Gibson. **SB** – Canseco, Sax, M. Davis.

| Oakland       | ip  | h | r | er | bb | so |
|---------------|-----|---|---|----|----|----|
| Stewart       | 8.0 | 6 | 3 | 3  | 2  | 5  |
| Eckersley (L) | 0.2 | 1 | 2 | 2  | 1  | 1  |
| Los Angeles   | ip  | h | r | er | bb | so |
| Belcher       | 2.0 | 3 | 4 | 4  | 4  | 3  |
| Leary         | 3.0 | 3 | 0 | 0  | 1  | 3  |
| Holton        | 2.0 | 0 | 0 | 0  | 1  | 0  |
| Pena (W)      | 2.0 | 1 | 0 | 0  | 0  | 3  |

**WP** – Stewart. **HBP** – by Belcher (Canseco), by Stewart (Sax). **Balk** – Stewart.  
T – 3:04. A – 55,983  
**Umpires** – Harvey, Merrill, Froemming, Cousins, Crawford, McCoy.

E – Hamilton. **DP** – Los Angeles 2. **LOB** – Oakland 4, Los Angeles 5. **2B** – Hershiser 2. **3B** – Marshall. **HR** – Marshall. **SB** – Weiss.

| Oakland       | ip  | h | r | er | bb | so |
|---------------|-----|---|---|----|----|----|
| S. Davis (L)  | 3.1 | 8 | 6 | 6  | 0  | 2  |
| Nelson        | 1.2 | 1 | 0 | 0  | 1  | 1  |
| Young         | 1.0 | 1 | 0 | 0  | 0  | 0  |
| Plunk         | 1.0 | 0 | 0 | 0  | 0  | 3  |
| Honeycutt     | 1.0 | 0 | 0 | 0  | 0  | 2  |
| Los Angeles   | ip  | h | r | er | bb | so |
| Hershiser (W) | 9.0 | 3 | 0 | 0  | 2  | 8  |

T – 2:30. A – 56,051  
**Umpires** – Merrill, Froemming, Cousins, Crawford, McCoy and Harvey.

One out when winning run scored.  
Los Angeles 000 010 000 1 8 1  
Oakland 001 000 001 2 5 0

E – Scioscia. **DP** – Los Angeles 1. **LOB** – Los Angeles 10, Oakland 4. **2B** – Steinbach, Stubbs, Heep, Hatcher. **HR** – McGwire. **SB** – Hubbard, Shelby. **S** – Griffin.

| Los Angeles   | ip  | h | r | er | bb | so |
|---------------|-----|---|---|----|----|----|
| Tudor         | 1.1 | 0 | 0 | 0  | 0  | 1  |
| Leary         | 3.2 | 3 | 1 | 1  | 1  | 1  |
| Pena          | 3.0 | 1 | 0 | 0  | 1  | 4  |
| J. Howell (L) | 0.1 | 1 | 1 | 1  | 0  | 0  |
| Oakland       | ip  | h | r | er | bb | so |
| Welch         | 5.0 | 6 | 1 | 1  | 3  | 8  |
| Cadaret       | 0.1 | 0 | 0 | 0  | 0  | 0  |
| Nelson        | 1.2 | 2 | 0 | 0  | 0  | 1  |
| Honeycutt (W) | 2.0 | 0 | 0 | 0  | 0  | 3  |

Welch pitched to three batters in the 6th. Nelson pitched to one batter in the 8th.  
**Balk** – Leary.  
T – 3:21. A – 49,316  
**Umpires** – Froemming, Cousins, Crawford, McCoy, Harvey and Merrill.

**Game 4 — October 19**  
**Los Angeles 4, Oakland 3**

| Los Angeles   | ab        | r        | h        | bi       |
|---------------|-----------|----------|----------|----------|
| Sax 2b        | 4         | 1        | 1        | 0        |
| Stubbs 1b     | 3         | 1        | 1        | 0        |
| Woodson ph-1b | 1         | 0        | 0        | 1        |
| Hatcher lf    | 4         | 1        | 1        | 0        |
| Marshall rf   | 0         | 0        | 0        | 0        |
| M. Davis rf   | 3         | 0        | 0        | 0        |
| Gonzalez ph   | 1         | 0        | 0        | 0        |
| Shelby cf     | 4         | 0        | 1        | 1        |
| Scioscia c    | 2         | 0        | 1        | 0        |
| Dempsey c     | 1         | 0        | 0        | 0        |
| Heep dh       | 4         | 0        | 1        | 0        |
| Hamilton 3b   | 4         | 0        | 1        | 0        |
| Griffin ss    | 3         | 1        | 1        | 0        |
| <b>Totals</b> | <b>34</b> | <b>4</b> | <b>8</b> | <b>2</b> |

| Oakland       | ab        | r        | h        | bi       |
|---------------|-----------|----------|----------|----------|
| Polonia lf    | 5         | 1        | 1        | 0        |
| Henderson cf  | 5         | 1        | 4        | 1        |
| Javier pr     | 0         | 0        | 0        | 0        |
| Canseco rf    | 3         | 0        | 0        | 1        |
| Parker dh     | 5         | 0        | 0        | 0        |
| McGwire 1b    | 3         | 0        | 0        | 0        |
| Lansford 3b   | 4         | 0        | 1        | 1        |
| Steinbach c   | 4         | 0        | 1        | 0        |
| Hubbard 2b    | 3         | 0        | 0        | 0        |
| Hassey ph-c   | 1         | 0        | 1        | 0        |
| Gallego pr-2b | 0         | 0        | 0        | 0        |
| Weiss ss      | 4         | 1        | 1        | 0        |
| <b>Totals</b> | <b>37</b> | <b>3</b> | <b>9</b> | <b>3</b> |

|             |     |     |     |   |   |   |
|-------------|-----|-----|-----|---|---|---|
| Los Angeles | 201 | 000 | 100 | 4 | 8 | 2 |
| Oakland     | 100 | 001 | 100 | 3 | 9 | 2 |

**E** – Hubbard, Weiss, Griffin. **LOB** – Los Angeles 6, Oakland 10. **2B** – Stubbs, Henderson, Shelby. **SB** – M. Davis. **CS** – Heep, Scioscia, Griffin.

| Los Angeles    | ip  | h | r | er | bb | so |
|----------------|-----|---|---|----|----|----|
| Belcher (W)    | 6.2 | 7 | 3 | 2  | 2  | 7  |
| J. Howell (Sv) | 2.1 | 2 | 0 | 0  | 1  | 2  |

| Oakland     | ip  | h | r | er | bb | so |
|-------------|-----|---|---|----|----|----|
| Stewart (L) | 6.1 | 6 | 4 | 2  | 3  | 0  |
| Cadaret     | 1.2 | 1 | 0 | 0  | 0  | 3  |
| Eckersley   | 1.0 | 1 | 0 | 0  | 0  | 1  |

**PB** – Steinbach, Scioscia. **Balk** – Leary.

**T** – 3:05. **A** – 49,317

**Umpires** – Cousins, Crawford, McCoy, Harvey, Mervy, Merrill and Froemming.

**Game 5 — October 20**  
**Los Angeles 5, Oakland 2**

| Los Angeles   | ab        | r        | h        | bi       |
|---------------|-----------|----------|----------|----------|
| Sax 2b        | 4         | 0        | 2        | 0        |
| Stubbs 1b     | 4         | 1        | 2        | 0        |
| Hatcher lf    | 4         | 2        | 2        | 2        |
| Gonzalez lf   | 0         | 0        | 0        | 0        |
| Marshall rf   | 4         | 0        | 0        | 0        |
| Shelby cf     | 3         | 0        | 0        | 0        |
| M. Davis dh   | 2         | 2        | 1        | 2        |
| Dempsey c     | 4         | 0        | 1        | 1        |
| Hamilton 3b   | 4         | 0        | 0        | 0        |
| Griffin ss    | 4         | 0        | 0        | 0        |
| <b>Totals</b> | <b>33</b> | <b>5</b> | <b>8</b> | <b>5</b> |

| Oakland       | ab        | r        | h        | bi       |
|---------------|-----------|----------|----------|----------|
| Javier lf     | 3         | 0        | 1        | 2        |
| Henderson cf  | 2         | 0        | 0        | 0        |
| Canseco rf    | 4         | 0        | 0        | 0        |
| Parker dh     | 4         | 0        | 0        | 0        |
| McGwire 1b    | 4         | 0        | 0        | 0        |
| Hassey c      | 3         | 0        | 0        | 0        |
| Lansford 3b   | 4         | 1        | 2        | 0        |
| Phillips 2b   | 3         | 1        | 1        | 0        |
| Weiss ss      | 2         | 0        | 0        | 0        |
| <b>Totals</b> | <b>29</b> | <b>2</b> | <b>4</b> | <b>2</b> |

|             |     |     |     |   |   |   |
|-------------|-----|-----|-----|---|---|---|
| Los Angeles | 200 | 201 | 000 | 5 | 8 | 0 |
| Oakland     | 001 | 000 | 010 | 2 | 4 | 0 |

**DP** – Oakland 1. **LOB** – Los Angeles 4, Oakland 6. **2B** – Dempsey. **HR** – Hatcher, M. Davis. **CS** – Sax. **S** – Weiss. **SF** – Javier.

| Los Angeles   | ip  | h | r | er | bb | so |
|---------------|-----|---|---|----|----|----|
| Hershiser (W) | 9.0 | 4 | 2 | 2  | 4  | 9  |

| Oakland      | ip  | h | r | er | bb | so |
|--------------|-----|---|---|----|----|----|
| S. Davis (L) | 4.2 | 6 | 4 | 4  | 1  | 5  |
| Cadaret      | 0.0 | 1 | 0 | 0  | 0  | 0  |
| Nelson       | 3.0 | 1 | 1 | 1  | 2  | 1  |
| Honeycutt    | 0.1 | 0 | 0 | 0  | 0  | 0  |
| Plunk        | 0.2 | 0 | 0 | 0  | 0  | 0  |
| Burns        | 0.1 | 0 | 0 | 0  | 0  | 0  |

Cadaret pitched to one batter in the 5th.

**WP** – Hershiser.

**T** – 2:51. **A** – 49,317

**Umpires** – Crawford, McCoy, Harvey, Merrill, Froemming and Cousins.

# 1989 ALCS

The A's win their second consecutive American League Pennant by defeating Toronto, four games to one. Rickey Henderson runs away with ALCS MVP honors, batting .400 with eight runs scored, two home runs, five RBI and eight stolen bases in the five game series. Dave Parker also homers twice, Dave Stewart wins both of his starts and Dennis Eckersley saves three of the A's four wins.

The A's win Game 1 by a 7-3 score, but were trailing 3-2 entering the sixth. Mark McGwire ties the game with a solo home run and Henderson breaks up a double play that leads to two more runs. Stewart and Eckersley do not allow a hit after a fourth inning home run by Ernie Whitt. Henderson goes 2-for-2 with two walks, two runs and four steals to lead the A's to a 6-3 win in Game 2 as Mike Moore allows just one unearned run in seven innings for the win. The series moves to Toronto for Game 3 and the Blue Jays record a 7-3 win, scoring six runs off Storm Davis after the A's build a 3-0 lead. Jose Canseco hits a home run into the fifth deck at Skydome to highlight the A's 6-5 win in Game 4. Henderson hits two home runs and also drives in four runs. The A's then clinch the series with a 4-3 win in Game 5, building a 4-0 lead before holding on as the Blue Jays score two in the eighth and three in the ninth. Stewart picks up the win and the A's offense collects just four hits.

## FINAL STATISTICS

| PLAYER        | AVG         | G        | AB         | R         | H         | TB        | 2B       | 3B       | HR       | RBI       | SH       | SF       | HP       | BB        | IBB      | SO        | SB        | CS       | DP       | E        | SLG         | OBP         |
|---------------|-------------|----------|------------|-----------|-----------|-----------|----------|----------|----------|-----------|----------|----------|----------|-----------|----------|-----------|-----------|----------|----------|----------|-------------|-------------|
| Blankenship   | —           | 1        | 0          | 0         | 0         | 0         | 0        | 0        | 0        | 0         | 0        | 0        | 0        | 0         | 0        | 0         | 0         | 0        | 0        | 0        | —           | —           |
| Canseco       | .294        | 5        | 17         | 1         | 5         | 8         | 0        | 0        | 1        | 3         | 0        | 0        | 0        | 3         | 0        | 7         | 0         | 2        | 0        | 1        | .471        | .400        |
| Gallego       | .273        | 4        | 11         | 3         | 3         | 4         | 1        | 0        | 0        | 1         | 2        | 0        | 0        | 0         | 0        | 2         | 0         | 0        | 0        | 0        | .364        | .273        |
| Hassey        | .167        | 2        | 6          | 0         | 1         | 1         | 0        | 0        | 0        | 1         | 0        | 1        | 0        | 1         | 0        | 2         | 0         | 0        | 0        | 1        | .167        | .250        |
| Henderson, D  | .263        | 5        | 19         | 4         | 5         | 11        | 3        | 0        | 1        | 1         | 0        | 0        | 0        | 2         | 0        | 5         | 0         | 0        | 0        | 0        | .579        | .333        |
| Henderson, R  | .400        | 5        | 15         | 8         | 6         | 15        | 1        | 1        | 2        | 5         | 0        | 0        | 1        | 7         | 0        | 0         | 8         | 1        | 0        | 1        | 1.000       | .609        |
| Javier        | .000        | 1        | 2          | 0         | 0         | 0         | 0        | 0        | 0        | 0         | 0        | 0        | 0        | 0         | 0        | 1         | 0         | 0        | 0        | 0        | .000        | .000        |
| Lansford      | .455        | 3        | 11         | 2         | 5         | 5         | 0        | 0        | 0        | 4         | 0        | 0        | 0        | 2         | 0        | 1         | 2         | 0        | 0        | 0        | .455        | .538        |
| McGwire       | .389        | 5        | 18         | 3         | 7         | 11        | 1        | 0        | 1        | 3         | 0        | 1        | 0        | 1         | 0        | 4         | 0         | 0        | 1        | 1        | .611        | .400        |
| Parker        | .188        | 4        | 16         | 2         | 3         | 9         | 0        | 0        | 2        | 3         | 0        | 0        | 0        | 0         | 0        | 0         | 0         | 0        | 0        | 0        | .563        | .188        |
| Phelps        | 1.000       | 1        | 1          | 0         | 1         | 2         | 1        | 0        | 0        | 0         | 0        | 0        | 0        | 0         | 0        | 0         | 0         | 0        | 0        | 0        | 2.000       | 1.000       |
| Phillips      | .167        | 5        | 18         | 1         | 3         | 4         | 1        | 0        | 0        | 1         | 0        | 0        | 0        | 2         | 0        | 4         | 2         | 0        | 0        | 0        | .222        | .250        |
| Steinbach     | .200        | 4        | 15         | 0         | 3         | 3         | 0        | 0        | 0        | 1         | 0        | 0        | 0        | 1         | 0        | 5         | 0         | 0        | 0        | 0        | .200        | .250        |
| Weiss         | .111        | 4        | 9          | 2         | 1         | 2         | 1        | 0        | 0        | 0         | 1        | 0        | 0        | 1         | 0        | 1         | 1         | 0        | 0        | 0        | .222        | .200        |
| <b>Totals</b> | <b>.272</b> | <b>5</b> | <b>158</b> | <b>26</b> | <b>43</b> | <b>75</b> | <b>9</b> | <b>1</b> | <b>7</b> | <b>23</b> | <b>3</b> | <b>2</b> | <b>1</b> | <b>20</b> | <b>0</b> | <b>32</b> | <b>13</b> | <b>3</b> | <b>2</b> | <b>3</b> | <b>.475</b> | <b>.354</b> |

| PITCHER       | W        | L        | ERA         | G        | GS       | CG       | GF       | SHO      | SV       | IP          | H         | R         | ER        | HR       | HB       | BB        | IBB      | SO        | WP       | BK       | AVG         |
|---------------|----------|----------|-------------|----------|----------|----------|----------|----------|----------|-------------|-----------|-----------|-----------|----------|----------|-----------|----------|-----------|----------|----------|-------------|
| Davis         | 0        | 1        | 7.11        | 1        | 1        | 0        | 0        | 0        | 0        | 6.1         | 5         | 6         | 5         | 0        | 0        | 2         | 1        | 3         | 0        | 0        | .227        |
| Eckersley     | 0        | 0        | 1.59        | 4        | 0        | 0        | 4        | 0        | 3        | 5.2         | 4         | 1         | 1         | 0        | 0        | 0         | 0        | 2         | 0        | 0        | .211        |
| Honeycutt     | 0        | 0        | 32.40       | 3        | 0        | 0        | 0        | 0        | 0        | 1.2         | 6         | 6         | 6         | 0        | 0        | 5         | 0        | 1         | 1        | 0        | .545        |
| Moore         | 1        | 0        | 0.00        | 1        | 1        | 0        | 0        | 0        | 0        | 7.0         | 3         | 1         | 0         | 0        | 0        | 2         | 0        | 3         | 0        | 0        | .125        |
| Nelson        | 0        | 0        | 0.00        | 1        | 0        | 0        | 0        | 0        | 0        | 1.1         | 1         | 0         | 0         | 0        | 0        | 0         | 0        | 2         | 0        | 0        | .250        |
| Stewart       | 2        | 0        | 2.81        | 2        | 2        | 0        | 0        | 0        | 0        | 16.0        | 13        | 5         | 5         | 3        | 0        | 3         | 0        | 9         | 0        | 0        | .224        |
| Welch         | 1        | 0        | 3.18        | 1        | 1        | 0        | 0        | 0        | 0        | 5.2         | 8         | 2         | 2         | 0        | 0        | 1         | 0        | 4         | 0        | 0        | .308        |
| Young         | 0        | 0        | 0.00        | 1        | 0        | 0        | 1        | 0        | 0        | 0.1         | 0         | 0         | 0         | 0        | 0        | 2         | 0        | 0         | 0        | 0        | .000        |
| <b>Totals</b> | <b>4</b> | <b>1</b> | <b>3.89</b> | <b>5</b> | <b>5</b> | <b>0</b> | <b>5</b> | <b>0</b> | <b>3</b> | <b>44.0</b> | <b>40</b> | <b>21</b> | <b>19</b> | <b>3</b> | <b>0</b> | <b>15</b> | <b>1</b> | <b>24</b> | <b>1</b> | <b>0</b> | <b>.242</b> |

**Game 1 — October 3**  
Oakland 7, Toronto 3

**Game 2 — October 4**  
Oakland 6, Toronto 3

**Game 3 — October 6**  
Toronto 7, Oakland 3

| Toronto       | ab        | r        | h        | bi       |
|---------------|-----------|----------|----------|----------|
| Moseby cf     | 4         | 0        | 0        | 0        |
| Wilson rf     | 3         | 0        | 1        | 0        |
| McGriff 1b    | 4         | 0        | 0        | 0        |
| Bell lf       | 4         | 1        | 1        | 0        |
| Fernandez ss  | 4         | 1        | 1        | 0        |
| Whitt c       | 3         | 1        | 1        | 2        |
| Gruber 3b     | 3         | 0        | 0        | 0        |
| Mazzilli dh   | 3         | 0        | 0        | 0        |
| Liriano 2b    | 2         | 0        | 1        | 1        |
| <b>Totals</b> | <b>30</b> | <b>3</b> | <b>5</b> | <b>3</b> |

| Oakland         | ab        | r        | h         | bi       |
|-----------------|-----------|----------|-----------|----------|
| R. Henderson lf | 2         | 1        | 0         | 0        |
| Lansford 3b     | 5         | 1        | 2         | 2        |
| Canseco rf      | 4         | 0        | 0         | 0        |
| Parker dh       | 4         | 0        | 1         | 1        |
| D. Henderson cf | 4         | 1        | 2         | 1        |
| McGwire 1b      | 4         | 1        | 1         | 1        |
| Steinbach c     | 4         | 0        | 1         | 0        |
| Phillips 2b     | 3         | 1        | 2         | 0        |
| Gallego ss      | 4         | 2        | 2         | 0        |
| <b>Totals</b>   | <b>34</b> | <b>7</b> | <b>11</b> | <b>5</b> |

|         |     |     |     |   |    |   |
|---------|-----|-----|-----|---|----|---|
| Toronto | 020 | 100 | 000 | 3 | 5  | 1 |
| Oakland | 010 | 013 | 02x | 7 | 11 | 0 |

E — Liriano. **DP** — Oakland 1. **LOB** — Toronto 4, Oakland 8. **2B** — Phillips, Gallego. **HR** — D. Henderson, Whitt, McGwire. **SB** — R. Henderson 2, Fernandez, Liriano, Wilson, Lansford, Phillips. **SF** — Whitt.

| Toronto     | ip  | h | r | er | bb | so |
|-------------|-----|---|---|----|----|----|
| Stieb (L)   | 5.1 | 8 | 4 | 4  | 2  | 6  |
| Acker       | 1.2 | 1 | 1 | 0  | 0  | 1  |
| Ward        | 1.0 | 2 | 2 | 2  | 2  | 2  |
| Oakland     | ip  | h | r | er | bb | so |
| Stewart (W) | 8.0 | 5 | 3 | 3  | 3  | 6  |
| Eckersley   | 1.0 | 0 | 0 | 0  | 0  | 0  |

**WP** — Ward. **PB** — Whitt. **HBP** — by Acker (R. Henderson).

**T** — 2:52. **A** — 49,435

**Umpires** — Phillips, Morrison, Ford, Cousins, Palermo and Reed.

| Toronto       | ab        | r        | h        | bi       |
|---------------|-----------|----------|----------|----------|
| Moseby cf     | 3         | 2        | 1        | 0        |
| Wilson rf     | 3         | 0        | 1        | 0        |
| McGriff 1b    | 4         | 0        | 1        | 2        |
| Bell lf       | 4         | 0        | 1        | 0        |
| Fernandez ss  | 3         | 0        | 0        | 0        |
| Whitt c       | 4         | 0        | 0        | 0        |
| Gruber 3b     | 4         | 0        | 0        | 0        |
| Mazzilli dh   | 4         | 0        | 0        | 0        |
| Liriano 2b    | 2         | 1        | 1        | 0        |
| <b>Totals</b> | <b>31</b> | <b>3</b> | <b>5</b> | <b>2</b> |

| Oakland         | ab        | r        | h        | bi       |
|-----------------|-----------|----------|----------|----------|
| R. Henderson lf | 2         | 2        | 2        | 0        |
| Lansford 3b     | 3         | 1        | 1        | 1        |
| Parker dh       | 4         | 1        | 1        | 1        |
| McGwire 1b      | 4         | 1        | 3        | 1        |
| D. Henderson cf | 4         | 1        | 1        | 0        |
| Hassey c        | 2         | 0        | 0        | 1        |
| Phillips 2b     | 4         | 0        | 1        | 1        |
| Javier rf       | 2         | 0        | 0        | 0        |
| Canseco ph-rf   | 1         | 0        | 0        | 0        |
| Weiss ss        | 3         | 0        | 0        | 0        |
| <b>Totals</b>   | <b>29</b> | <b>6</b> | <b>9</b> | <b>5</b> |

|         |     |     |     |   |   |   |
|---------|-----|-----|-----|---|---|---|
| Toronto | 001 | 000 | 020 | 3 | 5 | 1 |
| Oakland | 000 | 203 | 10x | 6 | 9 | 1 |

E — McGwire, McGriff. **DP** — Toronto 2, Oakland 1. **LOB** — Toronto 5, Oakland 5. **2B** — McGwire, D. Henderson. **HR** — Parker. **SB** — Fernandez, R. Henderson 4, Liriano, Phillips, Lansford. **SF** — Hassey.

| Toronto         | ip  | h | r | er | bb | so |
|-----------------|-----|---|---|----|----|----|
| Stottlymyre (L) | 5.0 | 7 | 4 | 4  | 2  | 3  |
| Acker           | 0.1 | 2 | 1 | 1  | 0  | 0  |
| Wells           | 1.0 | 0 | 1 | 0  | 2  | 1  |
| Henke           | 0.2 | 0 | 0 | 0  | 0  | 1  |
| Cerutti         | 1.0 | 0 | 0 | 0  | 1  | 0  |
| Oakland         | ip  | h | r | er | bb | so |
| Moore (W)       | 7.0 | 3 | 1 | 0  | 2  | 3  |
| Honeycutt       | 0.0 | 1 | 2 | 2  | 2  | 0  |
| Eckersley (Sv)  | 2.0 | 1 | 0 | 0  | 0  | 0  |

Stottlymyre pitched to two batters in the 6th. Honeycutt pitched to three batters in the 8th.

**PB** — Hassey.

**T** — 3:20. **A** — 49,444

**Umpires** — Morrison, Ford, Cousins, Palermo, Reed and Phillips.

| Oakland         | ab        | r        | h        | bi       |
|-----------------|-----------|----------|----------|----------|
| R. Henderson lf | 4         | 2        | 1        | 0        |
| Lansford 3b     | 3         | 0        | 2        | 1        |
| Blankenship 2b  | 0         | 0        | 0        | 0        |
| Canseco rf      | 4         | 0        | 2        | 0        |
| McGwire 1b      | 2         | 0        | 0        | 1        |
| D. Henderson cf | 4         | 0        | 1        | 0        |
| Steinbach c     | 4         | 0        | 0        | 0        |
| Parker dh       | 4         | 1        | 1        | 1        |
| Phillips 2b-3b  | 4         | 0        | 0        | 0        |
| Gallego ss      | 2         | 0        | 0        | 0        |
| Phelps ph       | 1         | 0        | 1        | 0        |
| Weiss pr-ss     | 1         | 0        | 0        | 0        |
| <b>Totals</b>   | <b>33</b> | <b>3</b> | <b>8</b> | <b>3</b> |

| Toronto       | ab        | r        | h        | bi       |
|---------------|-----------|----------|----------|----------|
| Moseby cf     | 2         | 1        | 0        | 1        |
| Wilson rf     | 4         | 1        | 2        | 1        |
| McGriff 1b    | 4         | 1        | 1        | 0        |
| Bell dh       | 3         | 0        | 0        | 1        |
| Fernandez ss  | 4         | 2        | 2        | 1        |
| Whitt c       | 3         | 0        | 1        | 1        |
| Gruber 3b     | 2         | 1        | 0        | 0        |
| Lee 2b        | 4         | 1        | 1        | 0        |
| Felix rf      | 3         | 0        | 1        | 1        |
| <b>Totals</b> | <b>29</b> | <b>7</b> | <b>8</b> | <b>6</b> |

|         |     |     |     |   |   |   |
|---------|-----|-----|-----|---|---|---|
| Oakland | 101 | 100 | 000 | 3 | 8 | 1 |
| Toronto | 000 | 400 | 30x | 7 | 8 | 0 |

E — Canseco. **DP** — Oakland 1, Toronto 1. **LOB** — Oakland 7, Toronto 4. **2B** — R. Henderson, Fernandez 2, D. Henderson, Phelps. **HR** — Parker. **SB** — R. Henderson. **SF** — McGwire, Bell.

| Oakland   | ip  | h | r | er | bb | so |
|-----------|-----|---|---|----|----|----|
| Davis (L) | 6.1 | 5 | 6 | 5  | 2  | 3  |
| Honeycutt | 0.0 | 2 | 1 | 1  | 1  | 0  |
| Nelson    | 1.1 | 1 | 0 | 0  | 0  | 2  |
| M. Young  | 0.1 | 0 | 0 | 0  | 2  | 0  |
| Toronto   | ip  | h | r | er | bb | so |
| Key (W)   | 6.0 | 7 | 3 | 3  | 2  | 2  |
| Acker     | 2.0 | 1 | 0 | 0  | 1  | 1  |
| Henke     | 1.0 | 0 | 0 | 0  | 0  | 1  |

Honeycutt pitched to three batters in the 7th.

**T** — 2:54. **A** — 50,268

**Umpires** — Ford, Cousins, Palermo, Reed, Phillips and Morrison.

**Game 4 — October 7**  
Oakland 6, Toronto 5

**Game 5 — October 8**  
Oakland 4, Toronto 3

| Oakland         | ab        | r        | h         | bi       | Oakland         | ab        | r        | h        | bi       |
|-----------------|-----------|----------|-----------|----------|-----------------|-----------|----------|----------|----------|
| R. Henderson lf | 4         | 2        | 2         | 4        | R. Henderson lf | 3         | 1        | 1        | 1        |
| D. Henderson cf | 4         | 1        | 1         | 0        | Phillips 3b     | 4         | 0        | 0        | 0        |
| Canseco rf      | 5         | 1        | 2         | 2        | Canseco rf      | 3         | 0        | 1        | 1        |
| McGwire 1b      | 4         | 0        | 2         | 0        | Parker dh       | 4         | 0        | 0        | 0        |
| Steinbach c     | 3         | 0        | 1         | 0        | D. Henderson cf | 3         | 1        | 0        | 0        |
| Phillips 3b     | 3         | 0        | 0         | 0        | McGwire 1b      | 4         | 1        | 1        | 0        |
| Hassey c        | 4         | 0        | 1         | 0        | Steinbach c     | 4         | 0        | 1        | 1        |
| Gallego 2b      | 4         | 1        | 1         | 0        | Weiss ss        | 2         | 1        | 0        | 0        |
| Weiss ss        | 3         | 1        | 1         | 0        | Gallego 2b      | 1         | 0        | 0        | 0        |
| <b>Totals</b>   | <b>34</b> | <b>6</b> | <b>11</b> | <b>6</b> | <b>Totals</b>   | <b>28</b> | <b>4</b> | <b>4</b> | <b>4</b> |

| Toronto       | ab        | r        | h         | bi       | Toronto       | ab        | r        | h        | bi       |   |   |
|---------------|-----------|----------|-----------|----------|---------------|-----------|----------|----------|----------|---|---|
| Moseby cf     | 3         | 0        | 2         | 0        | Moseby cf     | 4         | 1        | 2        | 1        |   |   |
| Wilson lf     | 5         | 1        | 1         | 1        | Wilson lf     | 4         | 0        | 0        | 0        |   |   |
| McGriff 1b    | 5         | 0        | 1         | 1        | McGriff 1b    | 4         | 0        | 0        | 0        |   |   |
| Bell dh       | 5         | 0        | 0         | 0        | Bell dh       | 4         | 1        | 2        | 1        |   |   |
| Fernandez ss  | 5         | 2        | 2         | 0        | Fernandez ss  | 4         | 1        | 2        | 0        |   |   |
| Whitt c       | 2         | 0        | 0         | 0        | Whitt c       | 4         | 0        | 0        | 0        |   |   |
| Borders ph-c  | 1         | 0        | 1         | 1        | Gruber 3b     | 3         | 0        | 1        | 1        |   |   |
| Mulliniks ph  | 1         | 0        | 0         | 0        | Felix rf      | 4         | 0        | 1        | 0        |   |   |
| Gruber 3b     | 5         | 1        | 4         | 0        | Liriano 2b    | 3         | 0        | 1        | 0        |   |   |
| Lee 2b        | 4         | 1        | 1         | 0        | <b>Totals</b> | <b>34</b> | <b>3</b> | <b>9</b> | <b>3</b> |   |   |
| Mazzilli ph   | 1         | 0        | 0         | 0        | Oakland       | 101       | 000      | 200      | 4        | 4 | 0 |
| Felix rf      | 4         | 0        | 1         | 2        | Toronto       | 000       | 000      | 012      | 3        | 9 | 0 |
| <b>Totals</b> | <b>41</b> | <b>5</b> | <b>13</b> | <b>5</b> |               |           |          |          |          |   |   |

Oakland 003 020 100 6 11 1  
Toronto 000 101 120 5 13 0

DP – Oakland 1. LOB – Oakland 3, Toronto 5. 2B – Gruber. 3B – R. Henderson. HR – Moseby, Bell. SB – R. Henderson, Liriano, Fernandez 2. S – Gallego 2. SF – Gruber.

E – R. Henderson. DP – Toronto 2. LOB – Oakland 6, Toronto 12. 2B – Weiss, Felix, D. Henderson, Fernandez. HR – R. Henderson 2, Canseco. SB – Moseby, Gruber, Weiss, Fernandez. S – Weiss.

| Oakland        | ip  | h | r | er | bb | so |
|----------------|-----|---|---|----|----|----|
| Welch (W)      | 5.2 | 8 | 2 | 2  | 1  | 4  |
| Honeycutt      | 1.2 | 3 | 3 | 3  | 2  | 1  |
| Eckersley (Sv) | 1.2 | 2 | 0 | 0  | 0  | 1  |

| Toronto      | ip  | h | r | er | bb | so |
|--------------|-----|---|---|----|----|----|
| Flanagan (L) | 4.1 | 7 | 5 | 5  | 1  | 3  |
| Ward         | 2.2 | 4 | 1 | 1  | 1  | 3  |
| Cerutti      | 1.2 | 0 | 0 | 0  | 2  | 1  |
| Acker        | 0.1 | 0 | 0 | 0  | 0  | 0  |

WP – Honeycutt.

T – 3:29. A – 50,076

Umpires – Cousins, Palermo, Reed, Phillips, Morrison and Ford.

| Oakland        | ip  | h | r | er | bb | so |
|----------------|-----|---|---|----|----|----|
| Stewart (W)    | 8.0 | 8 | 2 | 2  | 0  | 3  |
| Eckersley (Sv) | 1.0 | 1 | 1 | 1  | 0  | 1  |

Toronto  
Stieb (L) 6.0 4 4 4 4 4  
Acker 2.0 0 0 0 0 2  
Henke 1.0 0 0 0 0 1

Stieb pitched to three batters in the 7th. Stewart pitched to one batter in the 9th. T – 2:52. A – 50,024

Umpires – Palermo, Reed, Phillips, Morrison, Ford and Cousins.

# 1989 WORLD SERIES

Oakland sweeps San Francisco for the A's first World Championship in 15 years in a series halted 12 days after an earthquake struck just prior to Game 3. The A's outscore the Giants 32-14 in the four-game set, hitting nine home runs and batting .301. Dave Stewart earns series MVP honors with two wins and a 1.69 ERA, Mike Moore wins the other two games and Rickey Henderson hits .474.

Stewart tosses a five-hit shutout in Game 1 as the A's win 5-0 in Oakland. The A's score three times in the second and Dave Parker and Walt Weiss hit solo home runs in the third and fourth innings. Moore and the A's bullpen hold the Giants to one run in a 5-1 victory in Game 2. With the score tied 1-1 after three innings, the A's break the game open with a four-run fourth, highlighted by Terry Steinbach's three-run homer. The series moves to San Francisco for Game 3 and the A's outslug the Giants 13-7. Dave Henderson homers twice and Tony Phillips, Jose Canseco and Carney Lansford also homer as the A's tie a series record with five home runs. Moore picks up the win in the A's 9-6 win in Game 4 and also adds a two-run double. Rickey Henderson homers and collects three hits as the A's lead 8-0 entering the bottom of the sixth.

## FINAL STATISTICS

| PLAYER        | AVG         | G        | AB         | R         | H         | TB        | 2B       | 3B       | HR       | RBI       | SH       | SF       | HP       | BB        | IBB      | SO        | SB       | CS       | DP       | E        | SLG         | OBP         |
|---------------|-------------|----------|------------|-----------|-----------|-----------|----------|----------|----------|-----------|----------|----------|----------|-----------|----------|-----------|----------|----------|----------|----------|-------------|-------------|
| Blankenship   | .500        | 1        | 2          | 1         | 1         | 1         | 0        | 0        | 0        | 0         | 0        | 0        | 0        | 0         | 0        | 0         | 0        | 0        | 0        | 0        | .500        | .500        |
| Canseco       | .357        | 4        | 14         | 5         | 5         | 8         | 0        | 0        | 1        | 3         | 0        | 0        | 0        | 4         | 1        | 3         | 1        | 0        | 0        | 0        | .571        | .500        |
| Gallego       | .000        | 2        | 1          | 0         | 0         | 0         | 0        | 0        | 0        | 0         | 0        | 0        | 0        | 0         | 0        | 0         | 0        | 0        | 0        | 0        | .000        | .000        |
| Henderson, D  | .308        | 4        | 13         | 6         | 4         | 12        | 2        | 0        | 2        | 4         | 0        | 0        | 1        | 4         | 0        | 3         | 0        | 0        | 1        | 0        | .923        | .500        |
| Henderson, R  | .474        | 4        | 19         | 4         | 9         | 17        | 1        | 2        | 1        | 3         | 0        | 0        | 0        | 2         | 0        | 2         | 3        | 1        | 0        | 0        | .895        | .524        |
| Javier        | —           | 1        | 0          | 0         | 0         | 0         | 0        | 0        | 0        | 0         | 0        | 0        | 0        | 0         | 0        | 0         | 0        | 0        | 0        | 0        | —           | —           |
| Lansford      | .438        | 4        | 16         | 5         | 7         | 11        | 1        | 0        | 1        | 4         | 0        | 0        | 0        | 3         | 0        | 1         | 0        | 0        | 1        | 0        | .688        | .526        |
| McGwire       | .294        | 4        | 17         | 0         | 5         | 6         | 1        | 0        | 0        | 1         | 0        | 0        | 0        | 1         | 0        | 3         | 0        | 0        | 0        | 0        | .353        | .333        |
| Moore         | .333        | 2        | 3          | 1         | 1         | 2         | 1        | 0        | 0        | 2         | 0        | 0        | 0        | 0         | 0        | 1         | 0        | 0        | 0        | 0        | .667        | .333        |
| Parker        | .222        | 3        | 9          | 2         | 2         | 6         | 1        | 0        | 1        | 2         | 0        | 0        | 0        | 0         | 0        | 2         | 0        | 0        | 0        | 0        | .667        | .222        |
| Phelps        | .000        | 1        | 1          | 0         | 0         | 0         | 0        | 0        | 0        | 0         | 0        | 0        | 0        | 0         | 0        | 0         | 0        | 0        | 0        | 0        | .000        | .000        |
| Phillips      | .235        | 4        | 17         | 2         | 4         | 8         | 1        | 0        | 1        | 3         | 0        | 0        | 0        | 0         | 0        | 3         | 0        | 0        | 0        | 0        | .471        | .235        |
| Steinbach     | .250        | 4        | 16         | 3         | 4         | 9         | 0        | 1        | 1        | 7         | 0        | 0        | 0        | 2         | 0        | 1         | 0        | 0        | 0        | 0        | .563        | .333        |
| Stewart       | .000        | 2        | 3          | 0         | 0         | 0         | 0        | 0        | 0        | 0         | 0        | 0        | 0        | 0         | 0        | 1         | 0        | 0        | 0        | 1        | .000        | .000        |
| Weiss         | .133        | 4        | 15         | 3         | 2         | 5         | 0        | 0        | 1        | 1         | 0        | 0        | 0        | 2         | 2        | 2         | 0        | 0        | 0        | 0        | .333        | .235        |
| <b>Totals</b> | <b>.301</b> | <b>4</b> | <b>146</b> | <b>32</b> | <b>44</b> | <b>85</b> | <b>8</b> | <b>3</b> | <b>9</b> | <b>30</b> | <b>0</b> | <b>0</b> | <b>1</b> | <b>18</b> | <b>3</b> | <b>22</b> | <b>4</b> | <b>1</b> | <b>2</b> | <b>1</b> | <b>.582</b> | <b>.382</b> |

| PITCHER       | W        | L        | ERA         | G        | GS       | CG       | GF       | SHO      | SV       | IP          | H         | R         | ER        | HR       | HB       | BB       | IBB      | SO        | WP       | BK       | AVG         |
|---------------|----------|----------|-------------|----------|----------|----------|----------|----------|----------|-------------|-----------|-----------|-----------|----------|----------|----------|----------|-----------|----------|----------|-------------|
| Burns         | 0        | 0        | 0.00        | 2        | 0        | 0        | 1        | 0        | 0        | 1.2         | 1         | 0         | 0         | 0        | 0        | 1        | 0        | 0         | 0        | 0        | .167        |
| Eckersley     | 0        | 0        | 0.00        | 2        | 0        | 0        | 2        | 0        | 1        | 1.2         | 0         | 0         | 0         | 0        | 0        | 0        | 0        | 0         | 0        | 0        | .000        |
| Honeycutt     | 0        | 0        | 6.75        | 3        | 0        | 0        | 0        | 0        | 0        | 2.2         | 4         | 2         | 2         | 0        | 0        | 0        | 0        | 2         | 0        | 0        | .364        |
| Moore         | 2        | 0        | 2.08        | 2        | 2        | 0        | 0        | 0        | 0        | 13.0        | 9         | 3         | 3         | 1        | 0        | 3        | 0        | 10        | 2        | 0        | .196        |
| Nelson        | 0        | 0        | 54.00       | 2        | 0        | 0        | 0        | 0        | 0        | 1.0         | 4         | 6         | 6         | 2        | 0        | 2        | 0        | 1         | 0        | 0        | .571        |
| Stewart       | 2        | 0        | 1.69        | 2        | 2        | 1        | 0        | 1        | 0        | 16.0        | 10        | 3         | 3         | 1        | 0        | 2        | 0        | 14        | 0        | 0        | .169        |
| <b>Totals</b> | <b>4</b> | <b>0</b> | <b>3.50</b> | <b>4</b> | <b>4</b> | <b>1</b> | <b>3</b> | <b>1</b> | <b>1</b> | <b>36.0</b> | <b>28</b> | <b>14</b> | <b>14</b> | <b>4</b> | <b>0</b> | <b>8</b> | <b>0</b> | <b>27</b> | <b>2</b> | <b>0</b> | <b>.209</b> |



**Game 1 — October 14**  
Oakland 5, San Francisco 0

**Game 2 — October 15**  
Oakland 5, San Francisco 1

**Game 3 — October 27**  
Oakland 13, San Francisco 7

| San Francisco  | ab        | r        | h        | bi       |
|----------------|-----------|----------|----------|----------|
| Butler cf      | 4         | 0        | 0        | 0        |
| Thompson 2b    | 4         | 0        | 0        | 0        |
| Clark 1b       | 4         | 0        | 2        | 0        |
| Mitchell lf    | 4         | 0        | 2        | 0        |
| Williams 3b-ss | 4         | 0        | 0        | 0        |
| Riles dh       | 4         | 0        | 0        | 0        |
| Maldonado rf   | 4         | 0        | 0        | 0        |
| Kennedy c      | 3         | 0        | 0        | 0        |
| Uribe ss       | 2         | 0        | 1        | 0        |
| Oberkfell ph   | 0         | 0        | 0        | 0        |
| <b>Totals</b>  | <b>33</b> | <b>0</b> | <b>5</b> | <b>0</b> |

| Oakland         | ab        | r        | h         | bi       |
|-----------------|-----------|----------|-----------|----------|
| R. Henderson lf | 5         | 0        | 2         | 1        |
| Lansford 3b     | 5         | 0        | 1         | 0        |
| Gallego 2b      | 0         | 0        | 0         | 0        |
| Canseco rf      | 3         | 0        | 0         | 0        |
| Parker dh       | 4         | 1        | 1         | 1        |
| D. Henderson cf | 3         | 1        | 0         | 0        |
| McGwire 1b      | 4         | 0        | 3         | 0        |
| Steinbach c     | 4         | 1        | 1         | 0        |
| Phillips 2b-3b  | 4         | 1        | 2         | 1        |
| Weiss ss        | 4         | 1        | 1         | 1        |
| <b>Totals</b>   | <b>36</b> | <b>5</b> | <b>11</b> | <b>4</b> |

|               |     |     |     |   |    |   |
|---------------|-----|-----|-----|---|----|---|
| San Francisco | 000 | 000 | 0   | 5 | 1  |   |
| Oakland       | 031 | 100 | 00x | 5 | 11 | 1 |

**E** – Stewart, Kennedy. **LOB** – San Francisco 7, Oakland 9. **2B** – Clark. **HR** – Parker, Weiss.

| San Francisco | ip  | h | r | er | bb | so |
|---------------|-----|---|---|----|----|----|
| Garrelts (L)  | 4.0 | 7 | 5 | 4  | 1  | 5  |
| Hammaker      | 1.2 | 3 | 0 | 0  | 0  | 2  |
| Brantley      | 1.1 | 1 | 0 | 0  | 1  | 0  |
| LaCoss        | 1.0 | 0 | 0 | 0  | 0  | 1  |
| Oakland       | ip  | h | r | er | bb | so |
| Stewart (W)   | 9.0 | 5 | 0 | 0  | 1  | 6  |

**PB** – Steinbach.  
**T** – 2:45. **A** – 49,385  
**Umpires** – Garcia, Runge, Voltaggio, Rennert, Clark and Gregg.

| San Francisco   | ab        | r        | h        | bi       |
|-----------------|-----------|----------|----------|----------|
| Butler cf       | 2         | 0        | 1        | 0        |
| Thompson 2b     | 3         | 0        | 0        | 1        |
| Clark 1b        | 4         | 0        | 0        | 0        |
| Mitchell lf     | 4         | 0        | 1        | 0        |
| Williams 3b-ss  | 4         | 0        | 0        | 0        |
| Riles dh        | 3         | 0        | 0        | 0        |
| Maldonado rf    | 3         | 0        | 0        | 0        |
| Kennedy c       | 3         | 0        | 1        | 0        |
| Uribe ss        | 2         | 1        | 0        | 0        |
| Oberkfell ph-3b | 1         | 0        | 1        | 0        |
| <b>Totals</b>   | <b>29</b> | <b>1</b> | <b>4</b> | <b>1</b> |

| Oakland         | ab        | r        | h        | bi       |
|-----------------|-----------|----------|----------|----------|
| R. Henderson lf | 3         | 1        | 3        | 0        |
| Lansford 3b     | 3         | 0        | 1        | 1        |
| Canseco rf      | 2         | 1        | 0        | 0        |
| Parker dh       | 4         | 1        | 1        | 1        |
| D. Henderson cf | 3         | 1        | 0        | 0        |
| McGwire 1b      | 4         | 0        | 1        | 0        |
| Steinbach c     | 4         | 1        | 1        | 3        |
| Phillips 2b     | 3         | 0        | 0        | 0        |
| Weiss ss        | 3         | 0        | 0        | 0        |
| <b>Totals</b>   | <b>29</b> | <b>5</b> | <b>7</b> | <b>5</b> |

|               |     |     |     |   |   |   |
|---------------|-----|-----|-----|---|---|---|
| San Francisco | 001 | 000 | 000 | 1 | 4 | 0 |
| Oakland       | 100 | 400 | 00x | 5 | 7 | 0 |

**DP** – San Francisco 2, Oakland 1. **LOB** – San Francisco 4, Oakland 5. **2B** – Lansford, Parker, McGwire. **3B** – R. Henderson. **HR** – Steinbach. **SB** – R. Henderson, Butler 2. **CS** – R. Henderson. **SF** – Thompson.

| San Francisco | ip  | h | r | er | bb | so |
|---------------|-----|---|---|----|----|----|
| Reuschel (L)  | 4.0 | 5 | 5 | 5  | 4  | 2  |
| Downs         | 2.0 | 1 | 0 | 0  | 0  | 2  |
| Lefferts      | 1.0 | 1 | 0 | 0  | 1  | 1  |
| Bedrosian     | 1.0 | 0 | 0 | 0  | 0  | 2  |
| Oakland       | ip  | h | r | er | bb | so |
| Moore (W)     | 7.0 | 4 | 1 | 1  | 2  | 7  |
| Honeycutt     | 1.1 | 0 | 0 | 0  | 0  | 1  |
| Eckersley     | 0.2 | 0 | 0 | 0  | 0  | 0  |

Reuschel pitched to two batters in the 5th. Moore pitched to one batter in the 8th.

**WP** – Moore 2. **T** – 2:47. **A** – 49,388  
**Umpires** – Runge, Voltaggio, Rennert, Clark, Gregg and Garcia.

| Oakland           | ab        | r         | h         | bi        |
|-------------------|-----------|-----------|-----------|-----------|
| R. Henderson lf   | 5         | 1         | 1         | 0         |
| Nelson p          | 0         | 0         | 0         | 0         |
| Burns p           | 0         | 0         | 0         | 0         |
| Lansford 3b       | 4         | 4         | 3         | 2         |
| Honeycutt p       | 0         | 0         | 0         | 0         |
| Gallego ph        | 1         | 0         | 0         | 0         |
| Canseco rf        | 5         | 3         | 3         | 3         |
| Javier rf         | 0         | 0         | 0         | 0         |
| McGwire 1b        | 4         | 0         | 0         | 1         |
| D. Henderson cf   | 4         | 2         | 3         | 4         |
| Steinbach c       | 4         | 0         | 1         | 1         |
| Phillips 2b-3b-lf | 5         | 1         | 1         | 1         |
| Weiss ss          | 5         | 1         | 1         | 0         |
| Stewart p         | 3         | 0         | 0         | 0         |
| Blankenship ph-2b | 2         | 1         | 1         | 0         |
| <b>Totals</b>     | <b>42</b> | <b>13</b> | <b>14</b> | <b>12</b> |

| San Francisco | ab        | r        | h         | bi       |
|---------------|-----------|----------|-----------|----------|
| Butler cf     | 3         | 0        | 0         | 0        |
| Nixon ph-cf   | 2         | 1        | 1         | 0        |
| Thompson 2b   | 3         | 0        | 0         | 0        |
| Litton ph-2b  | 2         | 0        | 2         | 1        |
| Clark 1b      | 4         | 1        | 1         | 0        |
| Mitchell lf   | 5         | 1        | 1         | 0        |
| Oberkfell 3b  | 2         | 1        | 1         | 0        |
| Williams ss   | 4         | 1        | 1         | 1        |
| Kennedy c     | 3         | 0        | 1         | 2        |
| Manwaring c   | 1         | 1        | 1         | 0        |
| Sheridan rf   | 2         | 0        | 0         | 0        |
| Brantley p    | 0         | 0        | 0         | 0        |
| Riles ph      | 1         | 0        | 0         | 0        |
| Hammaker p    | 0         | 0        | 0         | 0        |
| Lefferts p    | 0         | 0        | 0         | 0        |
| Bathe ph      | 1         | 1        | 1         | 3        |
| Garrelts p    | 1         | 0        | 0         | 0        |
| Downs p       | 0         | 0        | 0         | 0        |
| Maldonado rf  | 3         | 0        | 0         | 0        |
| <b>Totals</b> | <b>37</b> | <b>7</b> | <b>10</b> | <b>7</b> |

|               |     |     |     |    |    |   |
|---------------|-----|-----|-----|----|----|---|
| Oakland       | 200 | 241 | 040 | 13 | 14 | 0 |
| San Francisco | 010 | 200 | 004 | 7  | 10 | 3 |

**E** – Oberkfell, Mitchell, Lefferts. **DP** – San Francisco 1. **LOB** – Oakland 7, San Francisco 6. **2B** – D. Henderson, R. Henderson, Manwaring Litton. **HR** – Williams, D. Henderson 2, Phillips, Canseco, Lansford, Bathe. **SB** – R. Henderson 2.

| Oakland       | ip  | h | r | er | bb | so |
|---------------|-----|---|---|----|----|----|
| Stewart (W)   | 7.0 | 5 | 3 | 3  | 1  | 8  |
| Honeycutt     | 1.0 | 1 | 0 | 0  | 0  | 1  |
| Nelson        | 0.2 | 3 | 4 | 4  | 1  | 1  |
| Burns         | 0.1 | 1 | 0 | 0  | 1  | 0  |
| San Francisco | ip  | h | r | er | bb | so |
| Garrelts (L)  | 3.1 | 6 | 4 | 4  | 0  | 3  |
| Downs         | 1.0 | 2 | 4 | 4  | 2  | 1  |
| Brantley      | 2.2 | 1 | 1 | 1  | 2  | 1  |
| Hammaker      | 0.2 | 5 | 4 | 4  | 0  | 0  |
| Lefferts      | 1.1 | 0 | 0 | 0  | 0  | 0  |

**HBP** – by Hammaker (D. Henderson). **Balk** – Brantley.  
**T** – 3:03. **A** – 62,038  
**Umpires** – Voltaggio, Rennert, Clark, Gregg, Garcia and Runge.

Game 4 — October 28  
Oakland 9, San Francisco 6

| Oakland         | ab        | r        | h         | bi       |
|-----------------|-----------|----------|-----------|----------|
| R. Henderson lf | 6         | 2        | 3         | 2        |
| Lansford 3b     | 4         | 1        | 2         | 1        |
| Canseco rf      | 4         | 1        | 2         | 0        |
| McGwire 1b      | 5         | 0        | 1         | 0        |
| D. Henderson cf | 3         | 2        | 1         | 0        |
| Steinbach c     | 4         | 1        | 1         | 3        |
| Phillips 2b     | 5         | 0        | 1         | 1        |
| Weiss ss        | 3         | 1        | 0         | 0        |
| Moore p         | 3         | 1        | 1         | 2        |
| Phelps ph       | 1         | 0        | 0         | 0        |
| Nelson p        | 0         | 0        | 0         | 0        |
| Honeycutt p     | 0         | 0        | 0         | 0        |
| Burns p         | 0         | 0        | 0         | 0        |
| Parker ph       | 1         | 0        | 0         | 0        |
| Eckersley p     | 0         | 0        | 0         | 0        |
| <b>Totals</b>   | <b>39</b> | <b>9</b> | <b>12</b> | <b>9</b> |

| San Francisco   | ab        | r        | h        | bi       |
|-----------------|-----------|----------|----------|----------|
| Butler cf       | 5         | 1        | 3        | 1        |
| Oberkfell 3b    | 3         | 0        | 0        | 0        |
| Thompson ph-2b  | 1         | 0        | 1        | 1        |
| Bedrosian p     | 0         | 0        | 0        | 0        |
| Clark 1b        | 4         | 1        | 1        | 0        |
| Mitchell lf     | 4         | 1        | 1        | 2        |
| Williams ss-3b  | 4         | 0        | 1        | 0        |
| Kennedy c       | 3         | 1        | 0        | 0        |
| Litton 2b-3b-2b | 4         | 1        | 1        | 2        |
| Nixon rf        | 3         | 0        | 0        | 0        |
| Robinson p      | 0         | 0        | 0        | 0        |
| LaCoss p        | 1         | 0        | 0        | 0        |
| Bathe ph        | 1         | 0        | 0        | 0        |
| Brantley p      | 0         | 0        | 0        | 0        |
| Downs p         | 0         | 0        | 0        | 0        |
| Maldonado ph    | 1         | 1        | 1        | 0        |
| Lefferts p      | 0         | 0        | 0        | 0        |
| Uribe ss        | 1         | 0        | 0        | 0        |
| <b>Totals</b>   | <b>35</b> | <b>6</b> | <b>9</b> | <b>6</b> |

|               |     |     |     |   |    |   |
|---------------|-----|-----|-----|---|----|---|
| Oakland       | 130 | 031 | 010 | 9 | 12 | 0 |
| San Francisco | 000 | 002 | 400 | 6 | 9  | 0 |

**LOB** — Oakland 10, San Francisco 4. **2B** — D. Henderson, Moore, Phillips, Butler. **3B** — Steinbach, R. Henderson, Maldonado. **HR** — R. Henderson, Mitchell, Litton. **SB** — Canseco. **CS** — Butler.

| Oakland        | ip  | h | r | er | bb | so |
|----------------|-----|---|---|----|----|----|
| Moore (W)      | 6.0 | 5 | 2 | 2  | 1  | 3  |
| Nelson         | 0.1 | 1 | 2 | 2  | 1  | 0  |
| Honeycutt      | 0.1 | 3 | 2 | 2  | 0  | 0  |
| Burns          | 1.1 | 0 | 0 | 0  | 0  | 0  |
| Eckersley (Sv) | 1.0 | 0 | 0 | 0  | 0  | 0  |
| San Francisco  | ip  | h | r | er | bb | so |
| Robinson (L)   | 1.2 | 4 | 4 | 4  | 1  | 0  |
| LaCoss         | 3.1 | 4 | 3 | 3  | 3  | 1  |
| Brantley       | 0.1 | 3 | 1 | 1  | 0  | 0  |
| Downs          | 1.2 | 0 | 0 | 0  | 0  | 1  |
| Lefferts       | 0.1 | 1 | 1 | 1  | 1  | 0  |
| Bedrosian      | 1.2 | 0 | 0 | 0  | 2  | 0  |

**HBP** — by Hammaker (D. Henderson). **Balk** — Brantley.

**T** — 3:07. **A** — 62,032

**Umpires** — Rennert, Clark, Gregg, Garcia, Runge and Voltaggio.

# 1990 ALCS

The A's sweep Boston in the American League Championship Series for the second time in the last three years and become the first team since the 1976-78 New York Yankees to win three straight pennants. The A's pitching staff held the Red Sox to four runs, one in each game, while the offense hit .299 with no home runs. Dave Stewart picked up two wins and posted a 1.13 ERA to earn ALCS MVP honors and Terry Steinbach (.455), Carney Lansford (.438) and Mike Gallego (.400) all hit .400.

Dave Stewart and Roger Clemens engaged in a pitchers duel in Game 1 and when Clemens left after six innings, the A's trailed 1-0. The A's then scored nine runs off the Sox bullpen, including seven in the ninth, to win 9-1. Rickey Henderson had three RBI, Lansford and Steinbach had three hits each and Stewart allows one run in eight innings. Boston again took a 1-0 lead in Game 2, but the A's scored four unanswered runs this time, tying the game on a Harold Baines RBI single in the fourth and taking the lead on a Baines ground out in the seventh. The series moves to Oakland for Game 3 and starts in a familiar way as Boston scores a run in the second before the A's score twice in the fourth and sixth innings to win 4-1. The A's finally score first in Game 4, scoring three times in the second highlighted by a two-run double by Mike Gallego. Dave Stewart pitches eight scoreless innings before allowing a run in the ninth and Rick Honeycutt gets the final three outs for the save in the A's 3-1 win.

## FINAL STATISTICS

| PLAYER        | AVG         | G        | AB         | R         | H         | TB        | 2B       | 3B       | HR       | RBI       | SH       | SF       | HP       | BB        | IBB      | SO        | SB       | CS       | DP       | E        | SLG         | OBP         |
|---------------|-------------|----------|------------|-----------|-----------|-----------|----------|----------|----------|-----------|----------|----------|----------|-----------|----------|-----------|----------|----------|----------|----------|-------------|-------------|
| Baines        | .357        | 4        | 14         | 2         | 5         | 6         | 1        | 0        | 0        | 3         | 1        | 0        | 0        | 2         | 2        | 1         | 1        | 0        | 1        | 0        | .429        | .438        |
| Blankenship   | —           | 3        | 0          | 1         | 0         | 0         | 0        | 0        | 0        | 0         | 0        | 0        | 0        | 0         | 0        | 0         | 1        | 0        | 0        | 0        | —           | —           |
| Canseco       | .182        | 4        | 11         | 3         | 2         | 2         | 0        | 0        | 0        | 1         | 0        | 1        | 0        | 5         | 0        | 5         | 2        | 0        | 0        | 0        | .182        | .412        |
| Gallego       | .400        | 4        | 10         | 1         | 4         | 5         | 1        | 0        | 0        | 2         | 0        | 0        | 1        | 1         | 0        | 1         | 0        | 1        | 0        | 0        | .500        | .500        |
| Hassey        | .333        | 2        | 3          | 0         | 1         | 1         | 0        | 0        | 0        | 0         | 0        | 0        | 1        | 2         | 0        | 0         | 0        | 0        | 0        | 1        | .333        | .667        |
| Henderson, D  | .167        | 2        | 6          | 0         | 1         | 1         | 0        | 0        | 0        | 1         | 0        | 1        | 1        | 0         | 0        | 2         | 1        | 0        | 1        | 0        | .167        | .250        |
| Henderson, R  | .294        | 4        | 17         | 1         | 5         | 5         | 0        | 0        | 0        | 3         | 0        | 1        | 0        | 1         | 0        | 2         | 2        | 1        | 0        | 0        | .294        | .316        |
| Jennings      | .000        | 1        | 1          | 0         | 0         | 0         | 0        | 0        | 0        | 0         | 0        | 0        | 0        | 0         | 0        | 0         | 0        | 0        | 0        | 0        | .000        | .000        |
| Lansford      | .438        | 4        | 16         | 2         | 7         | 8         | 1        | 0        | 0        | 2         | 2        | 0        | 0        | 0         | 0        | 1         | 0        | 0        | 0        | 0        | .500        | .438        |
| McGee         | .222        | 3        | 9          | 3         | 2         | 3         | 1        | 0        | 0        | 0         | 1        | 0        | 0        | 1         | 0        | 2         | 2        | 0        | 0        | 0        | .333        | .300        |
| McGwire       | .154        | 4        | 13         | 2         | 2         | 2         | 0        | 0        | 0        | 2         | 0        | 0        | 1        | 3         | 0        | 3         | 0        | 0        | 0        | 0        | .154        | .353        |
| Quirk         | 1.000       | 1        | 1          | 0         | 1         | 1         | 0        | 0        | 0        | 0         | 0        | 0        | 0        | 0         | 0        | 0         | 0        | 0        | 0        | 0        | 1.000       | 1.000       |
| Randolph      | .375        | 4        | 8          | 1         | 3         | 3         | 0        | 0        | 0        | 3         | 0        | 0        | 0        | 1         | 0        | 0         | 0        | 0        | 1        | 0        | .375        | .444        |
| Steinbach     | .455        | 3        | 11         | 2         | 5         | 5         | 0        | 0        | 0        | 1         | 0        | 0        | 0        | 1         | 0        | 2         | 0        | 1        | 1        | 0        | .455        | .500        |
| Weiss         | .000        | 2        | 7          | 2         | 0         | 0         | 0        | 0        | 0        | 0         | 0        | 0        | 0        | 2         | 0        | 2         | 0        | 0        | 0        | 1        | .000        | .222        |
| <b>Totals</b> | <b>.299</b> | <b>4</b> | <b>127</b> | <b>20</b> | <b>38</b> | <b>42</b> | <b>4</b> | <b>0</b> | <b>0</b> | <b>18</b> | <b>4</b> | <b>3</b> | <b>4</b> | <b>19</b> | <b>2</b> | <b>21</b> | <b>9</b> | <b>3</b> | <b>5</b> | <b>1</b> | <b>.331</b> | <b>.399</b> |

| PITCHER       | W        | L        | ERA         | G        | GS       | CG       | GF       | SHO      | SV       | IP          | H         | R        | ER       | HR       | HB       | BB       | IBB      | SO        | WP       | BK       | AVG         |
|---------------|----------|----------|-------------|----------|----------|----------|----------|----------|----------|-------------|-----------|----------|----------|----------|----------|----------|----------|-----------|----------|----------|-------------|
| Eckersley     | 0        | 0        | 0.00        | 3        | 0        | 0        | 3        | 0        | 2        | 3.1         | 2         | 0        | 0        | 0        | 0        | 0        | 0        | 3         | 0        | 0        | .167        |
| Honeycutt     | 0        | 0        | 0.00        | 3        | 0        | 0        | 1        | 0        | 1        | 1.2         | 0         | 0        | 0        | 0        | 0        | 0        | 0        | 0         | 0        | 0        | .000        |
| Moore         | 1        | 0        | 1.50        | 1        | 1        | 0        | 0        | 0        | 0        | 6.0         | 4         | 1        | 1        | 0        | 0        | 1        | 0        | 5         | 0        | 0        | .190        |
| Nelson        | 0        | 0        | 0.00        | 1        | 0        | 0        | 0        | 0        | 0        | 1.2         | 3         | 0        | 0        | 0        | 0        | 0        | 0        | 0         | 0        | 0        | .375        |
| Stewart       | 2        | 0        | 1.13        | 2        | 2        | 0        | 0        | 0        | 0        | 16.0        | 8         | 2        | 2        | 1        | 0        | 2        | 0        | 4         | 0        | 0        | .148        |
| Welch         | 1        | 0        | 1.23        | 1        | 1        | 0        | 0        | 0        | 0        | 7.1         | 6         | 1        | 1        | 0        | 0        | 3        | 0        | 4         | 0        | 0        | .222        |
| <b>Totals</b> | <b>4</b> | <b>0</b> | <b>1.00</b> | <b>4</b> | <b>4</b> | <b>0</b> | <b>4</b> | <b>0</b> | <b>3</b> | <b>36.0</b> | <b>23</b> | <b>4</b> | <b>4</b> | <b>1</b> | <b>0</b> | <b>6</b> | <b>0</b> | <b>16</b> | <b>0</b> | <b>0</b> | <b>.183</b> |

**Game 1 — October 6**  
**Oakland 9, Boston 1**

**Game 2 — October 7**  
**Oakland 4, Boston 1**

**Game 3 — October 9**  
**Oakland 4, Boston 1**

| Oakland         | ab        | r        | h         | bi       |
|-----------------|-----------|----------|-----------|----------|
| R. Henderson lf | 5         | 1        | 2         | 3        |
| McGee cf        | 4         | 1        | 0         | 0        |
| Canseco rf      | 2         | 1        | 1         | 1        |
| Baines dh       | 3         | 0        | 1         | 0        |
| Blankenship pr  | 0         | 1        | 0         | 0        |
| Lansford 3b     | 5         | 1        | 3         | 2        |
| Steinbach c     | 5         | 1        | 3         | 1        |
| McGwire 1b      | 3         | 1        | 0         | 0        |
| Weiss ss        | 3         | 2        | 0         | 0        |
| Gallego 2b      | 1         | 0        | 1         | 0        |
| Quirk ph        | 1         | 0        | 1         | 0        |
| Randolph pr-2b  | 2         | 0        | 1         | 1        |
| <b>Totals</b>   | <b>34</b> | <b>9</b> | <b>13</b> | <b>8</b> |

| Boston        | ab        | r        | h        | bi       |
|---------------|-----------|----------|----------|----------|
| Reed 2b-ss    | 3         | 0        | 0        | 0        |
| Quintana 1b   | 4         | 0        | 0        | 0        |
| Boggs 3b      | 4         | 1        | 1        | 1        |
| Burks cf      | 4         | 0        | 1        | 0        |
| Greenwell lf  | 4         | 0        | 0        | 0        |
| Evans dh      | 2         | 0        | 0        | 0        |
| Brunansky rf  | 3         | 0        | 1        | 0        |
| Pena c        | 3         | 0        | 0        | 0        |
| Rivera ss     | 2         | 0        | 1        | 0        |
| Marshall ph   | 1         | 0        | 1        | 0        |
| Kutcher pr    | 0         | 0        | 0        | 0        |
| Barrett 2b    | 0         | 0        | 0        | 0        |
| <b>Totals</b> | <b>30</b> | <b>1</b> | <b>5</b> | <b>1</b> |

|         |     |     |     |   |    |   |
|---------|-----|-----|-----|---|----|---|
| Oakland | 000 | 000 | 117 | 9 | 13 | 0 |
| Boston  | 000 | 100 | 000 | 1 | 5  | 1 |

E — Gray. **DP** — Oakland 1, Boston 1. **LOB** — Oakland 11, Boston 4. **2B** — Lansford, Burks. **HR** — Boggs. **SB** — Canseco, R. Henderson, McGee. **SH** — Reed, Baines, McGee. **SF** — R. Henderson, Canseco.

| Oakland       | ip        | h        | r        | er        | bb        | so        |
|---------------|-----------|----------|----------|-----------|-----------|-----------|
| Stewart (W)   | 8.0       | 4        | 1        | 1         | 1         | 3         |
| Eckersley     | 1.0       | 1        | 0        | 0         | 0         | 0         |
| <b>Boston</b> | <b>ip</b> | <b>h</b> | <b>r</b> | <b>er</b> | <b>bb</b> | <b>so</b> |
| Clemens       | 6.0       | 4        | 0        | 0         | 4         | 4         |
| Andersen (L)  | 1.0       | 2        | 2        | 2         | 1         | 0         |
| Bolton        | 0.1       | 0        | 0        | 0         | 0         | 0         |
| Gray          | 0.2       | 3        | 2        | 1         | 1         | 0         |
| Lamp          | 0.1       | 2        | 4        | 4         | 2         | 0         |
| Murphy        | 0.2       | 2        | 1        | 1         | 1         | 0         |

Andersen pitched to one batter in eighth. Gray pitched to two batters in ninth. **WP** — Clemens. **PB** — Pena. **T** — 3:26. **A** — 35,192. **Umpires** — Garcia, Hirschbeck, Evans, Cooney, Voltaggio and McCoy.

| Oakland         | ab        | r        | h         | bi       |
|-----------------|-----------|----------|-----------|----------|
| R. Henderson lf | 5         | 0        | 1         | 0        |
| McGee cf        | 5         | 2        | 2         | 0        |
| Canseco rf      | 3         | 1        | 1         | 0        |
| Baines dh       | 5         | 0        | 2         | 3        |
| Blankenship pr  | 0         | 0        | 0         | 0        |
| McGwire 1b      | 5         | 0        | 2         | 1        |
| Lansford 3b     | 5         | 0        | 3         | 0        |
| Hassey c        | 3         | 0        | 1         | 0        |
| Weiss ss        | 4         | 0        | 0         | 0        |
| Randolph 2b     | 0         | 0        | 0         | 0        |
| Gallego 2b-ss   | 3         | 1        | 1         | 0        |
| <b>Totals</b>   | <b>38</b> | <b>4</b> | <b>13</b> | <b>4</b> |

| Boston        | ab        | r        | h        | bi       |
|---------------|-----------|----------|----------|----------|
| Reed 2b-ss    | 4         | 0        | 1        | 0        |
| Quintana 1b   | 3         | 0        | 0        | 1        |
| Boggs 3b      | 4         | 0        | 2        | 0        |
| Burks cf      | 3         | 0        | 1        | 0        |
| Greenwell lf  | 3         | 0        | 0        | 0        |
| Evans dh      | 4         | 0        | 1        | 0        |
| Brunansky rf  | 3         | 0        | 0        | 0        |
| Pena c        | 4         | 0        | 0        | 0        |
| Rivera ss     | 2         | 1        | 1        | 0        |
| Marshall ph   | 1         | 0        | 0        | 0        |
| Barrett 2b    | 0         | 0        | 0        | 0        |
| Heep ph       | 1         | 0        | 0        | 0        |
| <b>Totals</b> | <b>32</b> | <b>1</b> | <b>6</b> | <b>1</b> |

|         |     |     |     |   |    |   |
|---------|-----|-----|-----|---|----|---|
| Oakland | 000 | 100 | 102 | 4 | 13 | 1 |
| Boston  | 001 | 000 | 000 | 1 | 6  | 0 |

E — Weiss. **DP** — Oakland 1, Boston 2. **LOB** — Oakland 12, Boston 8. **2B** — Evans, Rivera, McGee, Baines. **SB** — Burks, McGee. **SF** — Quintana.

| Oakland       | ip        | h        | r        | er        | bb        | so        |
|---------------|-----------|----------|----------|-----------|-----------|-----------|
| Welch (W)     | 7.1       | 6        | 1        | 1         | 3         | 4         |
| Honeycutt     | 0.1       | 0        | 0        | 0         | 0         | 0         |
| Eckersley (S) | 1.1       | 0        | 0        | 0         | 0         | 2         |
| <b>Boston</b> | <b>ip</b> | <b>h</b> | <b>r</b> | <b>er</b> | <b>bb</b> | <b>so</b> |
| Kiecker       | 5.2       | 6        | 1        | 1         | 1         | 2         |
| Harris (L)    | 0.1       | 3        | 1        | 1         | 0         | 0         |
| Andersen      | 1.0       | 1        | 0        | 0         | 1         | 1         |
| Reardon       | 2.0       | 3        | 2        | 2         | 1         | 0         |

Harris pitched to two batters in seventh. Andersen pitched to one batter in eighth. **HBP** — by Kiecker (Gallego), by Reardon (Hassey). **T** — 3:42. **A** — 35,070. **Umpires** — Hirschbeck, Evans, Cooney, Voltaggio, McCoy and Garcia.

| Boston        | ab        | r        | h        | bi       |
|---------------|-----------|----------|----------|----------|
| Reed 2b-ss    | 4         | 0        | 0        | 0        |
| Quintana 1b   | 4         | 0        | 0        | 0        |
| Boggs 3b      | 4         | 0        | 2        | 0        |
| Burks cf      | 4         | 0        | 1        | 0        |
| Greenwell lf  | 3         | 1        | 0        | 0        |
| Evans dh      | 4         | 0        | 2        | 0        |
| Brunansky rf  | 3         | 0        | 0        | 1        |
| Pena c        | 4         | 0        | 3        | 0        |
| Kutcher pr    | 0         | 0        | 0        | 0        |
| Rivera ss     | 2         | 0        | 0        | 0        |
| Marshall ph   | 1         | 0        | 0        | 0        |
| Barrett 2b    | 0         | 0        | 0        | 0        |
| Heep ph       | 1         | 0        | 0        | 0        |
| <b>Totals</b> | <b>34</b> | <b>1</b> | <b>8</b> | <b>1</b> |

| Oakland         | ab        | r        | h        | bi       |
|-----------------|-----------|----------|----------|----------|
| R. Henderson lf | 4         | 0        | 1        | 0        |
| Lansford 3b     | 3         | 0        | 0        | 0        |
| Canseco rf      | 3         | 1        | 0        | 0        |
| Baines dh       | 3         | 2        | 1        | 0        |
| McGwire 1b      | 3         | 0        | 0        | 0        |
| D. Henderson cf | 2         | 0        | 1        | 1        |
| Steinbach c     | 3         | 1        | 0        | 0        |
| Randolph 2b     | 4         | 0        | 2        | 2        |
| Gallego ss      | 3         | 0        | 1        | 0        |
| <b>Totals</b>   | <b>28</b> | <b>4</b> | <b>6</b> | <b>3</b> |

|         |     |     |     |   |   |   |
|---------|-----|-----|-----|---|---|---|
| Boston  | 010 | 000 | 000 | 1 | 8 | 3 |
| Oakland | 000 | 202 | 00x | 4 | 6 | 0 |

E — Boddicker, Rivera, Pena. **DP** — Boston 1. **LOB** — Boston 8, Oakland 7. **2B** — Boggs. **SB** — Canseco, Baines, D. Henderson. **SH** — Lansford. **SF** — Brunansky, D. Henderson.

| Boston         | ip        | h        | r        | er        | bb        | so        |
|----------------|-----------|----------|----------|-----------|-----------|-----------|
| Boddicker (L)  | 8.0       | 6        | 4        | 2         | 3         | 7         |
| <b>Oakland</b> | <b>ip</b> | <b>h</b> | <b>r</b> | <b>er</b> | <b>bb</b> | <b>so</b> |
| Moore (W)      | 6.0       | 4        | 1        | 1         | 1         | 5         |
| Nelson         | 1.2       | 3        | 0        | 0         | 0         | 0         |
| Honeycutt      | 0.1       | 0        | 0        | 0         | 0         | 0         |
| Eckersley (S)  | 1.0       | 1        | 0        | 0         | 0         | 1         |

**HBP** — by Boddicker (McGwire, D. Henderson). **T** — 2:47. **A** — 49,026. **Umpires** — Evans, Cooney, Voltaggio, McCoy, Garcia and Hirschbeck.

**Game 4 — October 10**  
**Oakland 3, Boston 1**

| <b>Boston</b> | <b>ab</b> | <b>r</b> | <b>h</b> | <b>bi</b> |
|---------------|-----------|----------|----------|-----------|
| Burks cf      | 4         | 1        | 1        | 0         |
| Reed 2b       | 4         | 0        | 1        | 1         |
| Boggs 3b      | 4         | 0        | 2        | 0         |
| Greenwell lf  | 4         | 0        | 0        | 0         |
| Pena c        | 3         | 0        | 0        | 0         |
| Evans dh      | 3         | 0        | 0        | 0         |
| Brunansky rf  | 3         | 0        | 0        | 0         |
| Quintana 1b   | 2         | 0        | 0        | 0         |
| Rivera ss     | 3         | 0        | 0        | 0         |
| <b>Totals</b> | <b>30</b> | <b>1</b> | <b>4</b> | <b>1</b>  |

| <b>Oakland</b>  | <b>ab</b> | <b>r</b> | <b>h</b> | <b>bi</b> |
|-----------------|-----------|----------|----------|-----------|
| R. Henderson lf | 3         | 0        | 1        | 0         |
| D. Henderson cf | 4         | 0        | 0        | 0         |
| Canseco rf      | 3         | 0        | 0        | 0         |
| Jennings rf     | 1         | 0        | 0        | 0         |
| Baines dh       | 3         | 0        | 1        | 0         |
| McGee pr        | 0         | 0        | 0        | 0         |
| Hassey ph       | 0         | 0        | 0        | 0         |
| Blankenship pr  | 0         | 0        | 0        | 0         |
| Lansford 3b     | 3         | 1        | 1        | 0         |
| Steinbach c     | 3         | 0        | 2        | 0         |
| McGwire 1b      | 2         | 1        | 0        | 1         |
| Randolph 2b     | 2         | 1        | 0        | 0         |
| Gallego ss      | 3         | 0        | 1        | 2         |
| <b>Totals</b>   | <b>27</b> | <b>3</b> | <b>6</b> | <b>3</b>  |

|         |     |     |     |   |   |   |
|---------|-----|-----|-----|---|---|---|
| Boston  | 000 | 000 | 001 | 1 | 4 | 1 |
| Oakland | 030 | 000 | 00x | 3 | 6 | 0 |

**E** – Greenwell. **DP** – Boston 2, Oakland 1.  
**LOB** – Boston 3, Oakland 5. **2B** – Gallego,  
 Burks. **SB** – R. Henderson, Blankenship. **SH**  
 – Lansford.

| <b>Boston</b>  | <b>ip</b> | <b>h</b> | <b>r</b> | <b>er</b> | <b>bb</b> | <b>so</b> |
|----------------|-----------|----------|----------|-----------|-----------|-----------|
| Clemens (L)    | 1.2       | 3        | 3        | 3         | 1         | 0         |
| Bolton         | 2.2       | 2        | 0        | 0         | 2         | 3         |
| Gray           | 2.2       | 1        | 0        | 0         | 0         | 2         |
| Andersen       | 1.0       | 0        | 0        | 0         | 1         | 2         |
| <b>Oakland</b> | <b>ip</b> | <b>h</b> | <b>r</b> | <b>er</b> | <b>bb</b> | <b>so</b> |
| Stewart (W)    | 8.0       | 4        | 1        | 1         | 1         | 1         |
| Honeycutt (S)  | 1.0       | 0        | 0        | 0         | 0         | 0         |

Stewart pitched to two batters in ninth.  
**T** – 3:02. **A** – 49,052.

**Umpires** – Cooney, Voltaggio, McCoy, Garcia, Hirschbeck and Evans.

# 1990 WORLD SERIES

The A's are swept by Cincinnati in the World Series, the fourth sweep in which the A's were involved in six postseason series from 1988-90. The Reds outscore the A's 22-8, shutting out Oakland in Game 1 and holding the A's to one run in Game 4. The A's hit .207 as a team led by Rickey Henderson (.333). Dave Stewart posts a 2.77 ERA but loses twice.

Former Athletic Jose Rijo shuts out the A's in Game 1 at Cincinnati, 7-0. He combines with Rob Dibble and Randy Myers on a nine-hit shutout as the A's strand 11. Dave Stewart takes the loss, allowing four runs on three hits and four walks in four innings. The A's lose 5-4 in 10 innings in Game 2 as Dennis Eckersley allows three consecutive hits, including the game winning RBI single to Joe Oliver. Jose Canseco's solo home run highlights the A's three-run third which puts Oakland ahead 4-2 but the Reds score one in the fourth and one in the eighth to tie game. The series moves to Oakland for Game 3 but the Reds win 8-2, scoring seven times in the third inning. Mike Moore allows six runs in 2 2/3 innings for the loss and Scott Sanderson allows two more. A Harold Baines two-run home run and a Rickey Henderson solo shot account for the A's scoring. Dave Stewart tosses a complete game in Game 4, but the A's lose 2-1 as Jose Rijo and Randy Myers combine on a two-hitter. Carney Lansford has a RBI single in the first. Stewart shuts out the Reds over the first seven innings before Cincinnati scores two in the eighth on a fielder's choice and a Hal Morris sacrifice fly.

## FINAL STATISTICS

| PLAYER        | AVG         | G        | AB         | R        | H         | TB        | 2B       | 3B       | HR       | RBI      | SH       | SF       | HP       | BB        | IBB      | SO        | SB       | CS       | DP       | E        | SLG         | OBP         |
|---------------|-------------|----------|------------|----------|-----------|-----------|----------|----------|----------|----------|----------|----------|----------|-----------|----------|-----------|----------|----------|----------|----------|-------------|-------------|
| Baines        | .143        | 3        | 7          | 1        | 1         | 4         | 0        | 0        | 1        | 2        | 0        | 0        | 0        | 1         | 1        | 2         | 0        | 0        | 0        | 0        | .571        | .250        |
| Blankenship   | .000        | 1        | 1          | 0        | 0         | 0         | 0        | 0        | 0        | 0        | 0        | 0        | 0        | 0         | 0        | 1         | 0        | 0        | 0        | 0        | .000        | .000        |
| Bordick       | —           | 3        | 0          | 0        | 0         | 0         | 0        | 0        | 0        | 0        | 0        | 0        | 0        | 0         | 0        | 0         | 0        | 0        | 0        | 0        | —           | —           |
| Canseco       | .083        | 4        | 12         | 1        | 1         | 4         | 0        | 0        | 1        | 2        | 0        | 0        | 0        | 2         | 0        | 3         | 0        | 0        | 1        | 0        | .333        | .214        |
| Gallego       | .091        | 4        | 11         | 0        | 1         | 1         | 0        | 0        | 0        | 1        | 0        | 0        | 0        | 1         | 0        | 3         | 1        | 0        | 0        | 1        | .091        | .167        |
| Hassey        | .333        | 3        | 6          | 0        | 2         | 2         | 0        | 0        | 1        | 0        | 1        | 0        | 0        | 0         | 0        | 0         | 0        | 0        | 0        | 1        | .333        | .286        |
| Henderson, D. | .231        | 4        | 13         | 2        | 3         | 4         | 1        | 0        | 0        | 0        | 0        | 0        | 0        | 1         | 0        | 3         | 0        | 0        | 0        | 0        | .308        | .286        |
| Henderson, R. | .333        | 4        | 15         | 2        | 5         | 10        | 2        | 0        | 1        | 1        | 0        | 0        | 0        | 3         | 0        | 4         | 3        | 0        | 0        | 0        | .667        | .444        |
| Jennings      | 1.000       | 1        | 1          | 0        | 1         | 1         | 0        | 0        | 0        | 0        | 0        | 0        | 0        | 0         | 0        | 0         | 0        | 0        | 0        | 0        | 1.000       | 1.000       |
| Lansford      | .267        | 4        | 15         | 0        | 4         | 4         | 0        | 0        | 0        | 1        | 1        | 0        | 0        | 1         | 0        | 0         | 1        | 0        | 0        | 0        | .267        | .313        |
| McGee         | .200        | 4        | 10         | 1        | 2         | 3         | 1        | 0        | 0        | 0        | 0        | 0        | 0        | 0         | 0        | 2         | 1        | 0        | 1        | 0        | .300        | .200        |
| McGwire       | .214        | 4        | 14         | 1        | 3         | 3         | 0        | 0        | 0        | 0        | 0        | 0        | 0        | 2         | 0        | 4         | 0        | 0        | 2        | 0        | .214        | .313        |
| Quirk         | .000        | 1        | 3          | 0        | 0         | 0         | 0        | 0        | 0        | 0        | 0        | 0        | 0        | 0         | 0        | 2         | 0        | 0        | 0        | 0        | .000        | .000        |
| Randolph      | .267        | 4        | 15         | 0        | 4         | 4         | 0        | 0        | 0        | 0        | 0        | 0        | 0        | 1         | 0        | 0         | 1        | 0        | 0        | 0        | .267        | .313        |
| Steinbach     | .125        | 3        | 8          | 0        | 1         | 1         | 0        | 0        | 0        | 0        | 0        | 0        | 0        | 0         | 0        | 1         | 0        | 0        | 0        | 0        | .125        | .125        |
| Stewart       | .000        | 2        | 1          | 0        | 0         | 0         | 0        | 0        | 0        | 0        | 0        | 0        | 0        | 0         | 0        | 1         | 0        | 0        | 0        | 1        | .000        | .000        |
| Welch         | .000        | 1        | 3          | 0        | 0         | 0         | 0        | 0        | 0        | 0        | 1        | 0        | 0        | 0         | 0        | 2         | 0        | 0        | 0        | 0        | .000        | .000        |
| <b>Totals</b> | <b>.207</b> | <b>4</b> | <b>135</b> | <b>8</b> | <b>28</b> | <b>41</b> | <b>4</b> | <b>0</b> | <b>3</b> | <b>8</b> | <b>2</b> | <b>1</b> | <b>0</b> | <b>12</b> | <b>1</b> | <b>28</b> | <b>7</b> | <b>0</b> | <b>2</b> | <b>5</b> | <b>.304</b> | <b>.270</b> |

| PITCHER       | W        | L        | ERA         | G        | GS       | CG       | GF       | SHO      | SV       | IP          | H         | R         | ER        | HR       | HB       | BB        | IBB      | SO       | WP       | BK       | AVG         |
|---------------|----------|----------|-------------|----------|----------|----------|----------|----------|----------|-------------|-----------|-----------|-----------|----------|----------|-----------|----------|----------|----------|----------|-------------|
| Burns         | 0        | 0        | 16.20       | 2        | 0        | 0        | 0        | 0        | 0        | 1.2         | 5         | 3         | 3         | 0        | 0        | 2         | 0        | 0        | 1        | 0        | .500        |
| Eckersley     | 0        | 1        | 6.75        | 2        | 0        | 0        | 2        | 0        | 0        | 1.1         | 3         | 1         | 1         | 0        | 0        | 0         | 0        | 1        | 0        | 0        | .429        |
| Honeycutt     | 0        | 0        | 0.00        | 1        | 0        | 0        | 0        | 0        | 0        | 1.2         | 2         | 0         | 0         | 0        | 0        | 1         | 1        | 0        | 0        | 0        | .286        |
| Klink         | 0        | 0        | —           | 1        | 0        | 0        | 0        | 0        | 0        | 0.0         | 0         | 0         | 0         | 0        | 0        | 1         | 0        | 0        | 0        | 0        | —           |
| Moore         | 0        | 1        | 6.75        | 1        | 1        | 0        | 0        | 0        | 0        | 2.2         | 8         | 6         | 2         | 2        | 0        | 0         | 0        | 1        | 0        | 0        | .500        |
| Nelson        | 0        | 0        | 0.00        | 2        | 0        | 0        | 0        | 0        | 0        | 5.0         | 3         | 0         | 0         | 0        | 0        | 2         | 0        | 0        | 0        | 0        | .188        |
| Sanderson     | 0        | 0        | 10.80       | 2        | 0        | 0        | 0        | 0        | 0        | 1.2         | 4         | 2         | 2         | 0        | 0        | 1         | 0        | 0        | 1        | 0        | .500        |
| Stewart       | 0        | 2        | 3.46        | 2        | 2        | 1        | 0        | 0        | 0        | 13.0        | 10        | 6         | 5         | 1        | 1        | 6         | 0        | 5        | 0        | 0        | .222        |
| Welch         | 0        | 0        | 4.91        | 1        | 1        | 0        | 0        | 0        | 0        | 7.1         | 9         | 4         | 4         | 0        | 0        | 2         | 0        | 2        | 0        | 0        | .310        |
| Young         | 0        | 0        | 0.00        | 1        | 0        | 0        | 1        | 0        | 0        | 1.0         | 1         | 0         | 0         | 0        | 0        | 0         | 0        | 0        | 0        | 0        | .250        |
| <b>Totals</b> | <b>0</b> | <b>4</b> | <b>3.57</b> | <b>4</b> | <b>4</b> | <b>1</b> | <b>3</b> | <b>0</b> | <b>0</b> | <b>35.1</b> | <b>45</b> | <b>22</b> | <b>14</b> | <b>3</b> | <b>1</b> | <b>15</b> | <b>1</b> | <b>9</b> | <b>2</b> | <b>0</b> | <b>.317</b> |

**Game 1 — October 16**  
Cincinnati 7, Oakland 0

**Game 2 — October 17**  
Cincinnati 5, Oakland 4

**Game 3 — October 19**  
Cincinnati 8, Oakland 3

| Oakland         | ab        | r        | h        | bi       |
|-----------------|-----------|----------|----------|----------|
| R. Henderson lf | 5         | 0        | 3        | 0        |
| McGee cf        | 5         | 0        | 1        | 0        |
| Canseco rf      | 2         | 0        | 0        | 0        |
| McGwire 1b      | 3         | 0        | 0        | 0        |
| Lansford 3b     | 4         | 0        | 2        | 0        |
| Steinbach c     | 4         | 0        | 1        | 0        |
| Randolph 2b     | 4         | 0        | 1        | 0        |
| Gallego ss      | 4         | 0        | 0        | 0        |
| Stewart p       | 1         | 0        | 0        | 0        |
| Jennings ph     | 1         | 0        | 1        | 0        |
| Burns p         | 0         | 0        | 0        | 0        |
| Nelson p        | 0         | 0        | 0        | 0        |
| Hassey ph       | 1         | 0        | 0        | 0        |
| Sanderson p     | 0         | 0        | 0        | 0        |
| Eckersley p     | 0         | 0        | 0        | 0        |
| D. Henderson ph | 1         | 0        | 0        | 0        |
| <b>Totals</b>   | <b>35</b> | <b>0</b> | <b>9</b> | <b>0</b> |

| Cincinnati    | ab        | r        | h         | bi       |
|---------------|-----------|----------|-----------|----------|
| Larkin ss     | 4         | 1        | 0         | 0        |
| Hatcher cf    | 3         | 3        | 3         | 1        |
| O'Neill rf    | 2         | 1        | 0         | 1        |
| Davis lf      | 4         | 2        | 2         | 3        |
| Morris 1b     | 4         | 0        | 1         | 0        |
| Sabo 3b       | 3         | 0        | 1         | 2        |
| Oliver c      | 4         | 0        | 1         | 0        |
| Duncan 2b     | 3         | 0        | 1         | 0        |
| Rijo p        | 3         | 0        | 1         | 0        |
| Dibble p      | 0         | 0        | 0         | 0        |
| Benzinger ph  | 1         | 0        | 0         | 0        |
| Myers p       | 0         | 0        | 0         | 0        |
| <b>Totals</b> | <b>31</b> | <b>7</b> | <b>10</b> | <b>7</b> |

|            |     |     |     |   |    |   |
|------------|-----|-----|-----|---|----|---|
| Oakland    | 000 | 000 | 000 | 0 | 9  | 1 |
| Cincinnati | 202 | 030 | 00x | 7 | 10 | 0 |

E — Gallego. **DP** — Oakland 2, Cincinnati 1. **LOB** — Oakland 11, Cincinnati 6. **2B** — R. Henderson 2, Hatcher 2. **HR** — Davis. **SB** — McGee, Lansford.

| Oakland           | ip        | h        | r        | er        | bb        | so        |
|-------------------|-----------|----------|----------|-----------|-----------|-----------|
| Stewart (L)       | 4.0       | 3        | 4        | 3         | 4         | 3         |
| Burns             | 0.2       | 4        | 3        | 3         | 1         | 0         |
| Nelson            | 1.1       | 2        | 0        | 0         | 1         | 0         |
| Sanderson         | 1.0       | 1        | 0        | 0         | 0         | 0         |
| Eckersley         | 1.0       | 0        | 0        | 0         | 0         | 1         |
| <b>Cincinnati</b> | <b>ip</b> | <b>h</b> | <b>r</b> | <b>er</b> | <b>bb</b> | <b>so</b> |
| Rijo (W)          | 7.0       | 7        | 0        | 0         | 2         | 5         |
| Dibble            | 1.0       | 1        | 0        | 0         | 1         | 0         |
| Myers             | 1.0       | 1        | 0        | 0         | 0         | 2         |

**WP** — Dibble.  
T — 2:38. **A** — 55,830  
**Umpires** — Pulli, Roe, Quick, Hendry, Marsh and Barnett.

| Oakland         | ab        | r        | h         | bi       |
|-----------------|-----------|----------|-----------|----------|
| R. Henderson lf | 4         | 1        | 1         | 0        |
| Lansford 3b     | 4         | 0        | 1         | 0        |
| Canseco rf      | 5         | 1        | 1         | 2        |
| McGwire 1b      | 4         | 1        | 2         | 0        |
| D. Henderson cf | 4         | 1        | 2         | 0        |
| Steinbach c     | 0         | 0        | 0         | 0        |
| Randolph 2b     | 4         | 0        | 0         | 0        |
| Hassey c        | 4         | 0        | 2         | 1        |
| Bordick pr-ss   | 0         | 0        | 0         | 0        |
| Gallego ss      | 4         | 0        | 1         | 1        |
| Baines ph       | 1         | 0        | 0         | 0        |
| Eckersley p     | 0         | 0        | 0         | 0        |
| Welch p         | 3         | 0        | 0         | 0        |
| Honeycutt p     | 0         | 0        | 0         | 0        |
| McGee cf        | 0         | 0        | 0         | 0        |
| <b>Totals</b>   | <b>37</b> | <b>4</b> | <b>10</b> | <b>4</b> |

| Cincinnati    | ab        | r        | h         | bi       |
|---------------|-----------|----------|-----------|----------|
| Larkin ss     | 5         | 1        | 3         | 0        |
| Hatcher cf    | 4         | 2        | 4         | 1        |
| O'Neill rf    | 4         | 0        | 0         | 0        |
| Davis lf      | 5         | 0        | 0         | 1        |
| Morris 1b     | 3         | 0        | 0         | 0        |
| Braggs ph     | 1         | 0        | 0         | 1        |
| Dibble p      | 0         | 0        | 0         | 0        |
| Bates ph      | 1         | 1        | 1         | 0        |
| Sabo 3b       | 5         | 0        | 3         | 0        |
| Oliver c      | 5         | 1        | 2         | 1        |
| Duncan 2b     | 3         | 0        | 0         | 0        |
| Jackson p     | 1         | 0        | 0         | 0        |
| Scudder p     | 0         | 0        | 0         | 0        |
| Oester ph     | 1         | 0        | 1         | 1        |
| Armstrong p   | 0         | 0        | 0         | 0        |
| Winningham ph | 1         | 0        | 0         | 0        |
| Charlton p    | 0         | 0        | 0         | 0        |
| Benzinger 1b  | 1         | 0        | 0         | 0        |
| <b>Totals</b> | <b>40</b> | <b>5</b> | <b>14</b> | <b>5</b> |

One out when winning run scored  
Oakland 103 000 000 0 4 10 2  
Cincinnati 200 100 010 1 5 14 2

E — Jackson, Oliver, Hassey, McGwire. **DP** — Cincinnati 1. **LOB** — Oakland 10, Cincinnati 10. **2B** — Larkin, Hatcher 2, Oliver. **3B** — Hatcher. **HR** — Canseco. **SB** — R. Henderson. **SH** — Lansford, Welch. **SF** — Hassey.

| Oakland           | ip        | h        | r        | er        | bb        | so        |
|-------------------|-----------|----------|----------|-----------|-----------|-----------|
| Welch             | 7.1       | 9        | 4        | 4         | 2         | 2         |
| Honeycutt         | 1.2       | 2        | 0        | 0         | 1         | 0         |
| Eckersley (L)     | 0.1       | 3        | 1        | 1         | 0         | 0         |
| <b>Cincinnati</b> | <b>ip</b> | <b>h</b> | <b>r</b> | <b>er</b> | <b>bb</b> | <b>so</b> |
| Jackson           | 2.2       | 6        | 4        | 3         | 2         | 0         |
| Scudder           | 1.1       | 0        | 0        | 0         | 2         | 2         |
| Armstrong         | 3.0       | 1        | 0        | 0         | 0         | 3         |
| Charlton          | 1.0       | 1        | 0        | 0         | 0         | 0         |
| Dibble (W)        | 2.0       | 2        | 0        | 0         | 0         | 2         |

T — 3:31. **A** — 55,832  
**Umpires** — Roe, Quick, Hendry, Marsh, Barnett and Pulli.

| Cincinnati     | ab        | r        | h         | bi       |
|----------------|-----------|----------|-----------|----------|
| Larkin ss      | 5         | 0        | 2         | 1        |
| Hatcher cf     | 5         | 1        | 2         | 0        |
| O'Neill rf     | 3         | 1        | 1         | 0        |
| Davis lf       | 5         | 1        | 2         | 1        |
| Morris dh      | 4         | 0        | 0         | 1        |
| Sabo 3b        | 4         | 2        | 2         | 3        |
| Randolinger 1b | 5         | 1        | 2         | 0        |
| Oliver c       | 5         | 1        | 2         | 1        |
| Duncan 2b      | 4         | 1        | 1         | 1        |
| <b>Totals</b>  | <b>40</b> | <b>8</b> | <b>14</b> | <b>8</b> |

| Oakland         | ab        | r        | h        | bi       |
|-----------------|-----------|----------|----------|----------|
| R. Henderson lf | 3         | 1        | 1        | 1        |
| Lansford 3b     | 3         | 0        | 0        | 0        |
| Canseco rf      | 4         | 0        | 0        | 0        |
| D. Henderson cf | 4         | 1        | 1        | 0        |
| Baines dh       | 4         | 1        | 1        | 2        |
| McGwire 1b      | 4         | 0        | 1        | 0        |
| Steinbach c     | 4         | 0        | 0        | 0        |
| Randolph 2b     | 4         | 0        | 3        | 0        |
| Gallego ss      | 2         | 0        | 0        | 0        |
| McGee ph        | 1         | 0        | 0        | 0        |
| Bordick ss      | 0         | 0        | 0        | 0        |
| Blankenship ph  | 1         | 0        | 0        | 0        |
| <b>Totals</b>   | <b>34</b> | <b>3</b> | <b>7</b> | <b>3</b> |

|            |     |     |     |   |    |   |
|------------|-----|-----|-----|---|----|---|
| Cincinnati | 017 | 000 | 000 | 8 | 14 | 1 |
| Oakland    | 021 | 000 | 000 | 3 | 7  | 1 |

E — McGwire, Oliver. **DP** — Oakland 2. **LOB** — Cincinnati 9, Oakland 6. **2B** — D. Henderson, Oliver. **3B** — Larkin. **HR** — Sabo 2, Baines, R. Henderson. **SB** — Duncan, O'Neill, R. Henderson, Randolph.

| Cincinnati     | ip        | h        | r        | er        | bb        | so        |
|----------------|-----------|----------|----------|-----------|-----------|-----------|
| Browning (W)   | 6.0       | 6        | 3        | 3         | 2         | 2         |
| Dibble         | 1.2       | 0        | 0        | 0         | 0         | 2         |
| Myers          | 1.1       | 1        | 0        | 0         | 0         | 1         |
| <b>Oakland</b> | <b>ip</b> | <b>h</b> | <b>r</b> | <b>er</b> | <b>bb</b> | <b>so</b> |
| Moore (L)      | 2.2       | 8        | 6        | 2         | 0         | 1         |
| Sanderson      | 0.2       | 3        | 2        | 2         | 1         | 0         |
| Klink          | 0.0       | 0        | 0        | 0         | 1         | 0         |
| Nelson         | 3.2       | 1        | 0        | 0         | 1         | 0         |
| Burns          | 1.0       | 1        | 0        | 0         | 1         | 0         |
| Young          | 1.0       | 1        | 0        | 0         | 0         | 0         |

Klink pitched to one batter in fourth. Browning pitched to one batter in seventh. **WP** — Sanderson, Burns.  
T — 3:01. **A** — 48,269.  
**Umpires** — Quick, Hendry, Marsh, Froemming, Pulli and Roe.



Game 4 — October 20  
Cincinnati 2, Oakland 1

| Cincinnati    | ab        | r        | h        | bi       |
|---------------|-----------|----------|----------|----------|
| Larkin ss     | 3         | 1        | 1        | 0        |
| Hatcher cf    | 0         | 0        | 0        | 0        |
| Winningham cf | 3         | 1        | 2        | 0        |
| O'Neill rf    | 3         | 0        | 0        | 0        |
| Davis lf      | 0         | 0        | 0        | 0        |
| Braggs ph-lf  | 3         | 0        | 0        | 1        |
| Morris dh     | 3         | 0        | 0        | 1        |
| Sabo 3b       | 4         | 0        | 3        | 0        |
| Benzinger 1b  | 4         | 0        | 0        | 0        |
| Oliver c      | 4         | 0        | 1        | 0        |
| Duncan 2b     | 4         | 0        | 0        | 0        |
| <b>Totals</b> | <b>31</b> | <b>2</b> | <b>7</b> | <b>2</b> |

| Oakland         | ab        | r        | h        | bi       |
|-----------------|-----------|----------|----------|----------|
| R. Henderson lf | 3         | 0        | 0        | 0        |
| McGee rf        | 4         | 1        | 1        | 0        |
| D. Henderson cf | 4         | 0        | 0        | 0        |
| Baines dh       | 2         | 0        | 0        | 0        |
| Canseco ph      | 1         | 0        | 0        | 0        |
| Lansford 3b     | 4         | 0        | 1        | 1        |
| Quirk c         | 3         | 0        | 0        | 0        |
| McGwire 1b      | 3         | 0        | 0        | 0        |
| Randolph 2b     | 3         | 0        | 0        | 0        |
| Gallego ss      | 1         | 0        | 0        | 0        |
| Hassey ph       | 1         | 0        | 0        | 0        |
| Bordick ss      | 0         | 0        | 0        | 0        |
| <b>Totals</b>   | <b>29</b> | <b>1</b> | <b>2</b> | <b>1</b> |

|            |     |     |     |   |   |   |
|------------|-----|-----|-----|---|---|---|
| Cincinnati | 000 | 000 | 020 | 2 | 7 | 1 |
| Oakland    | 100 | 000 | 000 | 1 | 2 | 1 |

E — Oliver, Stewart. DP — Oakland 1. LOB — Cincinnati 7, Oakland 4. 2B — McGee, Oliver, Sabo. SB — Gallego, R. Henderson. SH — O'Neill. SF — Morris.

| Cincinnati  | ip  | h | r | er | bb | so |
|-------------|-----|---|---|----|----|----|
| Rijo (W)    | 8.1 | 2 | 1 | 1  | 3  | 9  |
| Myers (S)   | 0.2 | 0 | 0 | 0  | 0  | 0  |
| Oakland     | ip  | h | r | er | bb | so |
| Stewart (L) | 9.0 | 7 | 2 | 1  | 2  | 2  |

HBP — by Stewart (Hatcher).

T — 2:48. A — 48,613.

Umpires — Hendry, Marsh, Froemming, Pulli, Roe and Quick.

# 1992 ALCS

The A's return to the ALCS for the fourth time in the last five years, but lose for the first time during that stretch as Toronto wins the series, 4-2. The A's hit .251 as a team led by Harold Baines (.440) and Jerry Browne (.400). Ruben Sierra leads Oakland with seven RBI. Dave Stewart has one of the A's two wins and posts a 2.70 ERA.

The A's open the series with a 4-3 win in Game 1 at Toronto as Harold Baines breaks a 3-3 tie with a ninth inning home run. Oakland scores three in the first on home runs by Mark McGwire and Terry Steinbach but Dave Stewart allows single runs in the fifth, sixth and eighth innings. Toronto comes back to win Game 2, 3-1 as David Cone shuts out the A's over the first eight innings before Baines has a RBI single in the ninth. Mike Moore allows three runs in seven innings for the loss. The Blue Jays win the first game in Oakland, 7-5 as Juan Guzman defeats Ron Darling. The A's collect 13 hits but strand 11 runners. Toronto then goes up 3-1 in the series with a 7-6, 11 inning win in Game 4. The A's score five times in the third and lead 6-1 entering the eighth. The Blue Jays score three times in the eighth and then tie the game on a two-run home run by Roberto Alomar off Dennis Eckersley in the ninth. A Pat Borders sacrifice fly off Kelly Downs in the 11th is the game winner. Dave Stewart keeps the A's alive with a complete game seven hitter as Oakland wins Game 5, 6-2. Jerry Browne provides the offense with four hits and two RBI and Ruben Sierra adds three RBI. The series returns to Toronto for Game 6 and the Blue Jays clinch the AL Pennant with a 9-2 win. Mike Moore takes the loss, allowing six runs on seven hits in 2.2 innings.

## FINAL STATISTICS

| PLAYER        | AVG         | G        | AB         | R         | H         | TB        | 2B       | 3B       | HR       | RBI       | SH       | SF       | HP       | BB        | IBB      | SO        | SB        | CS       | DP       | E        | SLG         | OBP         |
|---------------|-------------|----------|------------|-----------|-----------|-----------|----------|----------|----------|-----------|----------|----------|----------|-----------|----------|-----------|-----------|----------|----------|----------|-------------|-------------|
| Baines        | .440        | 6        | 25         | 6         | 11        | 16        | 2        | 0        | 1        | 4         | 1        | 0        | 0        | 0         | 0        | 3         | 0         | 0        | 1        | 0        | .640        | .440        |
| Blankenship   | .231        | 5        | 13         | 2         | 3         | 3         | 0        | 0        | 0        | 0         | 0        | 0        | 0        | 3         | 0        | 4         | 1         | 0        | 0        | 2        | .231        | .375        |
| Bordick       | .053        | 6        | 19         | 1         | 1         | 1         | 0        | 0        | 0        | 0         | 0        | 0        | 0        | 1         | 0        | 2         | 1         | 0        | 1        | 0        | .053        | .100        |
| Browne        | .400        | 4        | 10         | 3         | 4         | 4         | 0        | 0        | 0        | 2         | 1        | 0        | 0        | 2         | 0        | 0         | 0         | 0        | 0        | 0        | .400        | .500        |
| Fox           | .000        | 4        | 1          | 0         | 0         | 0         | 0        | 0        | 0        | 0         | 0        | 0        | 0        | 1         | 0        | 0         | 2         | 0        | 0        | 0        | .000        | .500        |
| Henderson     | .261        | 6        | 23         | 5         | 6         | 6         | 0        | 0        | 0        | 1         | 0        | 0        | 0        | 4         | 0        | 4         | 2         | 0        | 0        | 3        | .261        | .370        |
| Lansford      | .167        | 5        | 18         | 0         | 3         | 3         | 0        | 0        | 0        | 1         | 0        | 0        | 0        | 1         | 0        | 1         | 0         | 0        | 1        | 1        | .167        | .211        |
| McGwire       | .150        | 6        | 20         | 1         | 3         | 6         | 0        | 0        | 1        | 3         | 1        | 0        | 1        | 5         | 2        | 4         | 0         | 0        | 0        | 1        | .300        | .346        |
| Quirk         | .000        | 1        | 1          | 0         | 0         | 0         | 0        | 0        | 0        | 0         | 0        | 0        | 0        | 0         | 0        | 0         | 0         | 0        | 0        | 0        | .000        | .000        |
| Ready         | .000        | 1        | 1          | 0         | 0         | 0         | 0        | 0        | 0        | 0         | 0        | 0        | 0        | 0         | 0        | 1         | 0         | 0        | 0        | 0        | .000        | .000        |
| Sierra        | .333        | 6        | 24         | 4         | 8         | 15        | 2        | 1        | 1        | 7         | 0        | 2        | 0        | 2         | 0        | 1         | 1         | 2        | 1        | 0        | .625        | .357        |
| Steinbach     | .292        | 6        | 24         | 1         | 7         | 10        | 0        | 0        | 1        | 5         | 0        | 0        | 0        | 2         | 0        | 7         | 0         | 0        | 1        | 0        | .417        | .346        |
| Weiss         | .167        | 3        | 6          | 1         | 1         | 1         | 0        | 0        | 0        | 0         | 0        | 0        | 0        | 2         | 0        | 1         | 2         | 0        | 0        | 0        | .167        | .375        |
| Wilson        | .227        | 6        | 22         | 0         | 5         | 6         | 1        | 0        | 0        | 0         | 0        | 0        | 0        | 1         | 0        | 5         | 7         | 0        | 0        | 0        | .273        | .261        |
| <b>Totals</b> | <b>.251</b> | <b>6</b> | <b>207</b> | <b>24</b> | <b>52</b> | <b>71</b> | <b>5</b> | <b>1</b> | <b>4</b> | <b>23</b> | <b>3</b> | <b>2</b> | <b>1</b> | <b>24</b> | <b>2</b> | <b>33</b> | <b>16</b> | <b>2</b> | <b>5</b> | <b>7</b> | <b>.343</b> | <b>.329</b> |

| PITCHER       | W        | L        | ERA         | G        | GS       | CG       | GF       | SHO      | SV       | IP          | H         | R         | ER        | HR        | HB       | BB        | IBB      | SO        | WP       | BK       | AVG         |
|---------------|----------|----------|-------------|----------|----------|----------|----------|----------|----------|-------------|-----------|-----------|-----------|-----------|----------|-----------|----------|-----------|----------|----------|-------------|
| Corsi         | 0        | 0        | 0.00        | 3        | 0        | 0        | 0        | 0        | 0        | 2.0         | 2         | 0         | 0         | 0         | 0        | 3         | 0        | 0         | 0        | 0        | .286        |
| Darling       | 0        | 1        | 3.00        | 1        | 1        | 0        | 0        | 0        | 0        | 6.0         | 4         | 3         | 2         | 2         | 0        | 2         | 0        | 3         | 2        | 0        | .200        |
| Downs         | 0        | 1        | 3.86        | 2        | 0        | 0        | 1        | 0        | 0        | 2.1         | 3         | 3         | 1         | 0         | 0        | 1         | 0        | 0         | 0        | 0        | .300        |
| Eckersley     | 0        | 0        | 6.00        | 3        | 0        | 0        | 2        | 0        | 1        | 3.0         | 8         | 2         | 2         | 1         | 0        | 0         | 0        | 2         | 0        | 0        | .471        |
| Honeycutt     | 0        | 0        | 0.00        | 2        | 0        | 0        | 0        | 0        | 0        | 2.0         | 0         | 0         | 0         | 0         | 0        | 0         | 0        | 1         | 0        | 0        | .000        |
| Moore         | 0        | 2        | 7.45        | 2        | 2        | 0        | 0        | 0        | 0        | 9.2         | 11        | 9         | 8         | 3         | 0        | 5         | 1        | 7         | 0        | 0        | .282        |
| Parrett       | 0        | 0        | 11.57       | 3        | 0        | 0        | 1        | 0        | 0        | 2.1         | 6         | 3         | 3         | 0         | 0        | 0         | 0        | 1         | 0        | 0        | .600        |
| Russell       | 1        | 0        | 9.00        | 3        | 0        | 0        | 0        | 0        | 0        | 2.0         | 2         | 2         | 2         | 0         | 0        | 4         | 0        | 0         | 1        | 0        | .222        |
| Stewart       | 1        | 0        | 2.70        | 2        | 2        | 1        | 0        | 0        | 0        | 16.2        | 14        | 5         | 5         | 3         | 0        | 6         | 0        | 7         | 0        | 0        | .233        |
| Welch         | 0        | 0        | 2.57        | 1        | 1        | 0        | 0        | 0        | 0        | 7.0         | 7         | 2         | 2         | 1         | 0        | 1         | 0        | 7         | 0        | 0        | .250        |
| Witt          | 0        | 0        | 18.00       | 1        | 0        | 0        | 1        | 0        | 0        | 1.0         | 2         | 2         | 2         | 0         | 0        | 1         | 0        | 1         | 0        | 0        | .500        |
| <b>Totals</b> | <b>2</b> | <b>4</b> | <b>4.50</b> | <b>6</b> | <b>6</b> | <b>1</b> | <b>5</b> | <b>0</b> | <b>1</b> | <b>54.0</b> | <b>59</b> | <b>31</b> | <b>27</b> | <b>10</b> | <b>0</b> | <b>23</b> | <b>1</b> | <b>29</b> | <b>3</b> | <b>0</b> | <b>.281</b> |

**Game 1 — October 7**  
Oakland 4, Toronto 3

**Game 2 — October 8**  
Toronto 3, Oakland 1

**Game 3 — October 10**  
Toronto 7, Oakland 5

| Oakland        | ab        | r        | h        | bi       |
|----------------|-----------|----------|----------|----------|
| Henderson lf   | 2         | 0        | 0        | 0        |
| Lansford 3b    | 4         | 0        | 0        | 0        |
| Sierra rf      | 4         | 0        | 0        | 0        |
| Baines dh      | 4         | 2        | 3        | 1        |
| McGwire 1b     | 3         | 1        | 1        | 2        |
| Steinbach c    | 4         | 1        | 1        | 1        |
| Wilson cf      | 4         | 0        | 1        | 0        |
| Bordick ss     | 4         | 0        | 0        | 0        |
| Blankenship 2b | 2         | 0        | 0        | 0        |
| <b>Totals</b>  | <b>31</b> | <b>4</b> | <b>6</b> | <b>4</b> |

| Oakland       | ab        | r        | h        | bi       |
|---------------|-----------|----------|----------|----------|
| Henderson lf  | 4         | 0        | 0        | 0        |
| Lansford 3b   | 4         | 0        | 0        | 0        |
| Sierra rf     | 3         | 1        | 1        | 0        |
| Baines dh     | 4         | 0        | 2        | 1        |
| Fox pr-dh     | 0         | 0        | 0        | 0        |
| McGwire 1b    | 4         | 0        | 0        | 0        |
| Steinbach c   | 4         | 0        | 1        | 0        |
| Wilson cf     | 4         | 0        | 1        | 0        |
| Bordick 2b    | 2         | 0        | 0        | 0        |
| Weiss ss      | 2         | 0        | 1        | 0        |
| <b>Totals</b> | <b>31</b> | <b>1</b> | <b>6</b> | <b>1</b> |

| Toronto       | ab        | r        | h        | bi       |
|---------------|-----------|----------|----------|----------|
| White cf      | 3         | 0        | 1        | 0        |
| Alomar 2b     | 5         | 1        | 1        | 1        |
| Carter rf     | 5         | 0        | 1        | 0        |
| Winfield dh   | 4         | 2        | 1        | 1        |
| Olerud 1b     | 5         | 1        | 1        | 0        |
| Maldonado lf  | 3         | 1        | 2        | 2        |
| Gruber 3b     | 4         | 0        | 0        | 0        |
| Borders c     | 4         | 1        | 1        | 0        |
| Lee ss        | 3         | 1        | 1        | 2        |
| <b>Totals</b> | <b>36</b> | <b>7</b> | <b>9</b> | <b>6</b> |

| Toronto       | ab        | r        | h        | bi       |
|---------------|-----------|----------|----------|----------|
| White cf      | 3         | 0        | 1        | 0        |
| Alomar 2b     | 4         | 0        | 1        | 0        |
| Carter rf-1b  | 4         | 0        | 1        | 0        |
| Winfield dh   | 4         | 2        | 2        | 1        |
| Olerud 1b     | 3         | 0        | 1        | 1        |
| Bell pr-rf    | 0         | 0        | 0        | 0        |
| Maldonado lf  | 4         | 0        | 0        | 0        |
| Gruber 3b     | 4         | 0        | 0        | 0        |
| Borders c     | 4         | 1        | 1        | 1        |
| Lee ss        | 3         | 0        | 1        | 0        |
| Sprague ph    | 1         | 0        | 1        | 0        |
| Griffin pr    | 0         | 0        | 0        | 0        |
| <b>Totals</b> | <b>34</b> | <b>3</b> | <b>9</b> | <b>3</b> |

| Toronto       | ab        | r        | h        | bi       |
|---------------|-----------|----------|----------|----------|
| White cf      | 3         | 0        | 0        | 0        |
| Alomar 2b     | 3         | 0        | 1        | 0        |
| Carter rf     | 3         | 0        | 0        | 0        |
| Winfield dh   | 3         | 0        | 0        | 0        |
| Olerud 1b     | 3         | 0        | 0        | 0        |
| Maldonado lf  | 2         | 1        | 0        | 0        |
| Gruber 3b     | 3         | 2        | 2        | 2        |
| Borders c     | 3         | 0        | 1        | 0        |
| Lee ss        | 2         | 0        | 0        | 1        |
| <b>Totals</b> | <b>25</b> | <b>3</b> | <b>4</b> | <b>3</b> |

| Oakland           | ab        | r        | h         | bi       |
|-------------------|-----------|----------|-----------|----------|
| Henderson lf      | 4         | 1        | 1         | 0        |
| Lansford 3b       | 5         | 0        | 1         | 0        |
| Sierra rf         | 4         | 1        | 2         | 2        |
| Baines dh         | 5         | 2        | 2         | 1        |
| McGwire 1b        | 4         | 0        | 1         | 0        |
| Steinbach c       | 4         | 0        | 3         | 2        |
| Wilson cf         | 4         | 0        | 2         | 0        |
| Bordick 2b        | 2         | 0        | 0         | 0        |
| Browne ph         | 0         | 0        | 0         | 0        |
| Blankenship pr-2b | 1         | 0        | 1         | 0        |
| Weiss ss          | 4         | 1        | 0         | 0        |
| <b>Totals</b>     | <b>37</b> | <b>5</b> | <b>13</b> | <b>5</b> |

|         |     |     |     |   |   |   |
|---------|-----|-----|-----|---|---|---|
| Oakland | 030 | 000 | 001 | 4 | 6 | 1 |
| Toronto | 000 | 011 | 010 | 3 | 9 | 0 |

|         |     |     |     |   |   |   |
|---------|-----|-----|-----|---|---|---|
| Oakland | 000 | 000 | 001 | 1 | 6 | 0 |
| Toronto | 000 | 020 | 10x | 3 | 4 | 0 |

|         |     |     |     |   |    |   |
|---------|-----|-----|-----|---|----|---|
| Toronto | 010 | 110 | 211 | 7 | 9  | 1 |
| Oakland | 000 | 200 | 210 | 5 | 13 | 3 |

E – Henderson. **DP** – Oakland 2, Toronto 2. **LOB** – Oakland 4, Toronto 7. **2B** – Winfield. **HR** – McGwire, Steinbach, Borders, Winfield, Baines. **SB** – Wilson, Alomar.

**DP** – Oakland 1, Toronto 1. **LOB** – Oakland 6, Toronto 4. **2B** – Wilson, Gruber. **3B** – Sierra. **HR** – Gruber. **SB** – Wilson 3, Weiss 2, Bordick, Alomar, Carter. **CS** – White, Sierra. **SF** – Lee.

E – Lee, Lansford, Blankenship 2. **DP** – Toronto 2, Oakland 1. **LOB** – Toronto 7, Oakland 11. **2B** – White, Sierra. **3B** – Lee. **HR** – Alomar, Maldonado. **SB** – Carter, Wilson 2, Henderson. **CS** – Maldonado, White. **SF** – Sierra.

| Oakland        | ip        | h        | r        | er        | bb        | so        |
|----------------|-----------|----------|----------|-----------|-----------|-----------|
| Stewart        | 7.2       | 7        | 3        | 3         | 3         | 2         |
| Russell (W)    | 0.1       | 1        | 0        | 0         | 0         | 0         |
| Eckersley (S)  | 1.0       | 1        | 0        | 0         | 0         | 0         |
| <b>Toronto</b> | <b>ip</b> | <b>h</b> | <b>r</b> | <b>er</b> | <b>bb</b> | <b>so</b> |
| Morris (L)     | 9.0       | 6        | 4        | 4         | 4         | 4         |

| Oakland        | ip        | h        | r        | er        | bb        | so        |
|----------------|-----------|----------|----------|-----------|-----------|-----------|
| Moore (L)      | 7.0       | 4        | 3        | 3         | 4         | 3         |
| Corsi          | 0.2       | 0        | 0        | 0         | 1         | 0         |
| Parrett        | 0.1       | 0        | 0        | 0         | 0         | 0         |
| <b>Toronto</b> | <b>ip</b> | <b>h</b> | <b>r</b> | <b>er</b> | <b>bb</b> | <b>so</b> |
| Cone (W)       | 8.0       | 5        | 1        | 1         | 3         | 6         |
| Henke (S)      | 1.0       | 1        | 0        | 0         | 0         | 1         |

| Toronto        | ip        | h        | r        | er        | bb        | so        |
|----------------|-----------|----------|----------|-----------|-----------|-----------|
| Guzman (W)     | 6.0       | 7        | 2        | 2         | 3         | 3         |
| Ward           | 1.0       | 3        | 2        | 2         | 1         | 1         |
| Timlin         | 0.1       | 2        | 1        | 1         | 0         | 0         |
| Henke (S)      | 1.2       | 1        | 0        | 0         | 0         | 0         |
| <b>Oakland</b> | <b>ip</b> | <b>h</b> | <b>r</b> | <b>er</b> | <b>bb</b> | <b>so</b> |
| Darling (L)    | 6.0       | 4        | 3        | 2         | 2         | 3         |
| Downs          | 1.0       | 2        | 2        | 0         | 0         | 0         |
| Corsi          | 0.1       | 0        | 0        | 0         | 0         | 0         |
| Russell        | 0.2       | 1        | 2        | 2         | 3         | 0         |
| Honeycutt      | 0.2       | 0        | 0        | 0         | 0         | 0         |
| Eckersley      | 0.1       | 2        | 0        | 0         | 0         | 1         |

**WP** – Morris.  
**T** – 2:47. **A** – 51,039  
**Umpires** – Denkinger, Young, Clark, Merrill, Brinkman and Coble

**T** – 2:58. **A** – 51,114  
**Umpires** – Young, Clark, Merrill, Brinkman, Coble and Denkinger

Russell pitched to one batter in the ninth. **HBP** – by Guzman (McGwire). **WP** – Darling 2, Russell  
**T** – 3:40. **A** – 46,911  
**Umpires** – Clark, Merrill, Brinkman, Coble, Denkinger and Young

**Game 4 — October 11**  
Toronto 7, Oakland 6 (11)

**Game 5 — October 12**  
Oakland 6, Toronto 2

**Game 6 — October 14**  
Toronto 9, Oakland 2

| Toronto       | ab        | r        | h         | bi       |
|---------------|-----------|----------|-----------|----------|
| White cf      | 6         | 1        | 2         | 0        |
| Alomar 2b     | 5         | 2        | 4         | 2        |
| Carter rf-1b  | 6         | 1        | 2         | 1        |
| Winfield dh   | 6         | 1        | 1         | 0        |
| Olerud 1b     | 5         | 1        | 4         | 2        |
| Bell pr-rf    | 0         | 1        | 0         | 0        |
| Maldonado lf  | 5         | 0        | 2         | 1        |
| Gruber 3b     | 5         | 0        | 0         | 0        |
| Borders c     | 5         | 0        | 1         | 1        |
| Lee ss        | 3         | 0        | 1         | 0        |
| Sprague ph    | 1         | 0        | 0         | 0        |
| Griffin ss    | 2         | 0        | 0         | 0        |
| <b>Totals</b> | <b>49</b> | <b>7</b> | <b>17</b> | <b>7</b> |

| Oakland        | ab        | r        | h         | bi       |
|----------------|-----------|----------|-----------|----------|
| Henderson lf   | 6         | 2        | 3         | 1        |
| Browne cf      | 2         | 1        | 0         | 0        |
| Wilson cf      | 2         | 0        | 0         | 0        |
| Sierra rf      | 4         | 0        | 2         | 2        |
| Baines dh      | 5         | 1        | 2         | 1        |
| Fox pr-dh      | 1         | 0        | 0         | 0        |
| McGwire 1b     | 4         | 0        | 0         | 0        |
| Steinbach c    | 4         | 0        | 0         | 1        |
| Lansford 3b    | 5         | 0        | 2         | 1        |
| Bordick ss     | 5         | 1        | 1         | 0        |
| Blankenship 2b | 4         | 1        | 2         | 0        |
| <b>Totals</b>  | <b>42</b> | <b>6</b> | <b>12</b> | <b>6</b> |

|         |     |     |     |    |     |   |
|---------|-----|-----|-----|----|-----|---|
| Toronto | 010 | 000 | 032 | 01 | 717 | 4 |
| Oakland | 005 | 001 | 000 | 00 | 612 | 2 |

E — Lee 2, Borders, White, McGwire, Henderson. **DP** — Toronto 2. **LOB** — Toronto 14, Oakland 11. **2B** — Alomar, Olerud, Sierra, Baines. **HR** — Olerud, Alomar. **SB** — Alomar, Blankenship, Henderson, Fox. **SH** — Browne, McGwire. **SF** — Borders, Sierra.

| Toronto      | ip  | h | r | er | bb | so |
|--------------|-----|---|---|----|----|----|
| Morris       | 3.1 | 5 | 5 | 5  | 5  | 2  |
| Stottlemeyer | 3.2 | 3 | 1 | 1  | 0  | 1  |
| Timlin       | 1.0 | 2 | 0 | 0  | 0  | 1  |
| Ward (W)     | 2.0 | 1 | 0 | 0  | 0  | 0  |
| Henke (S)    | 1.0 | 1 | 0 | 0  | 0  | 0  |
| Oakland      | ip  | h | r | er | bb | so |
| Welch        | 7.0 | 7 | 2 | 2  | 1  | 7  |
| Parrett      | 0.0 | 2 | 2 | 2  | 0  | 0  |
| Eckersley    | 1.2 | 5 | 2 | 2  | 0  | 1  |
| Corsi        | 1.0 | 2 | 0 | 0  | 2  | 0  |
| Downs (L)    | 1.1 | 1 | 1 | 1  | 1  | 0  |

Welch pitched to one batter in the eighth. Parrett pitched to two batters in the eighth. **T** — 4:25. **A** — 47,732  
**Umpires** — Merrill, Brinkman, Coble, Denkinger, Young and Clark.

| Toronto       | ab        | r        | h        | bi       |
|---------------|-----------|----------|----------|----------|
| White cf      | 4         | 0        | 3        | 1        |
| Alomar 2b     | 4         | 0        | 1        | 0        |
| Carter rf     | 3         | 0        | 0        | 0        |
| Winfield dh   | 3         | 1        | 2        | 1        |
| Olerud 1b     | 4         | 0        | 0        | 0        |
| Maldonado lf  | 4         | 0        | 0        | 0        |
| Gruber 3b     | 3         | 1        | 0        | 0        |
| Borders c     | 4         | 0        | 1        | 0        |
| Lee ss        | 3         | 0        | 0        | 0        |
| <b>Totals</b> | <b>32</b> | <b>2</b> | <b>7</b> | <b>2</b> |

| Oakland        | ab        | r        | h        | bi       |
|----------------|-----------|----------|----------|----------|
| Henderson lf   | 3         | 2        | 2        | 0        |
| Fox pr-lf      | 0         | 0        | 0        | 0        |
| Browne 3b      | 4         | 2        | 4        | 2        |
| Sierra rf      | 4         | 1        | 2        | 3        |
| Baines dh      | 3         | 0        | 0        | 0        |
| McGwire 1b     | 1         | 0        | 0        | 0        |
| Steinbach c    | 4         | 0        | 0        | 0        |
| Wilson cf      | 4         | 0        | 0        | 0        |
| Bordick ss     | 4         | 0        | 0        | 0        |
| Blankenship 2b | 4         | 1        | 0        | 0        |
| <b>Totals</b>  | <b>31</b> | <b>6</b> | <b>8</b> | <b>5</b> |

|         |     |     |     |   |   |   |
|---------|-----|-----|-----|---|---|---|
| Toronto | 000 | 100 | 100 | 2 | 7 | 3 |
| Oakland | 201 | 030 | 00x | 6 | 8 | 0 |

E — Cone, Gruber, Carter. **DP** — Oakland 1. **LOB** — Toronto 6, Oakland 6. **2B** — White. **HR** — Sierra, Winfield. **CS** — Sierra, White. **SH** — Baines.

| Toronto     | ip  | h | r | er | bb | so |
|-------------|-----|---|---|----|----|----|
| Cone (L)    | 4.0 | 6 | 6 | 3  | 2  | 3  |
| Key         | 3.0 | 2 | 0 | 0  | 2  | 1  |
| Eichhorn    | 1.0 | 0 | 0 | 0  | 0  | 0  |
| Oakland     | ip  | h | r | er | bb | so |
| Stewart (W) | 9.0 | 7 | 2 | 2  | 3  | 5  |

Cone pitched to four batters in the fifth. **PB** — Borders. **T** — 2:51. **A** — 44,955  
**Umpires** — Brinkman, Coble, Denkinger, Young, Clark and Merrill.

| Oakland        | ab        | r        | h        | bi       |
|----------------|-----------|----------|----------|----------|
| Henderson lf   | 4         | 0        | 0        | 0        |
| Quirk ph       | 1         | 0        | 0        | 0        |
| Browne 3b      | 4         | 0        | 0        | 0        |
| Lansford 3b    | 0         | 0        | 0        | 0        |
| Sierra rf      | 5         | 1        | 1        | 0        |
| Baines dh      | 4         | 1        | 2        | 0        |
| McGwire 1b     | 4         | 0        | 1        | 1        |
| Steinbach c    | 4         | 0        | 2        | 1        |
| Wilson cf      | 4         | 0        | 1        | 0        |
| Bordick ss     | 2         | 0        | 0        | 0        |
| Fox ph         | 0         | 0        | 0        | 0        |
| Weiss ss       | 0         | 0        | 0        | 0        |
| Blankenship 2b | 2         | 0        | 0        | 0        |
| Ready ph       | 1         | 0        | 0        | 0        |
| <b>Totals</b>  | <b>35</b> | <b>2</b> | <b>7</b> | <b>2</b> |

| Toronto       | ab        | r        | h         | bi       |
|---------------|-----------|----------|-----------|----------|
| White cf      | 4         | 1        | 1         | 1        |
| Alomar 2b     | 5         | 1        | 3         | 1        |
| Carter rf     | 5         | 1        | 1         | 2        |
| Winfield dh   | 4         | 1        | 0         | 0        |
| Olerud 1b     | 3         | 2        | 2         | 1        |
| Maldonado lf  | 4         | 1        | 2         | 3        |
| Gruber 3b     | 3         | 0        | 0         | 0        |
| Borders c     | 2         | 1        | 2         | 1        |
| Lee ss        | 4         | 1        | 2         | 0        |
| <b>Totals</b> | <b>34</b> | <b>9</b> | <b>13</b> | <b>9</b> |

|         |     |     |     |   |    |   |
|---------|-----|-----|-----|---|----|---|
| Oakland | 000 | 001 | 010 | 2 | 7  | 1 |
| Toronto | 204 | 010 | 02x | 9 | 13 | 0 |

E — Henderson. **LOB** — Oakland 10, Toronto 7. **2B** — Baines, Olerud, Lee. **HR** — Carter, Maldonado. **SB** — Wilson, Sierra, Fox, Alomar 2. **CS** — White. **SH** — Gruber. **SF** — Borders, White.

| Oakland    | ip  | h | r | er | bb | so |
|------------|-----|---|---|----|----|----|
| Moore (L)  | 2.2 | 7 | 6 | 5  | 1  | 4  |
| Parrett    | 2.0 | 4 | 1 | 1  | 0  | 1  |
| Honeycutt  | 1.1 | 0 | 0 | 0  | 0  | 1  |
| Russell    | 1.0 | 0 | 0 | 0  | 1  | 0  |
| Witt       | 1.0 | 2 | 2 | 2  | 1  | 1  |
| Toronto    | ip  | h | r | er | bb | so |
| Guzman (W) | 7.0 | 5 | 1 | 1  | 2  | 8  |
| Ward       | 1.0 | 2 | 1 | 1  | 0  | 1  |
| Henke      | 1.0 | 0 | 0 | 0  | 2  | 1  |

**PB** — Borders 2. **T** — 3:15. **A** — 51,335  
**Umpires** — Coble, Denkinger, Young, Clark, Merrill and Brinkman

## 2000 ALDS

The A's return to postseason play for the first time since 1992 and take the eventual World Champion New York Yankees to five games before losing the series, 3-2. The A's outscore New York 23-19, thanks to an 11-1 win in Game 4. Oakland hits .263 as a team led by Ramon Hernandez (.375). The pitching staff compiles a 3.48 ERA led by Jim Mecir who tossed 5.1 shutout innings and retired 16 of the 17 hitters he faces.

The A's open the series with a 5-3 win in Oakland as Ramon Hernandez has a RBI double in the sixth inning to break a 3-3 tie. Trailing 2-0 after four innings, the A's score three times in the fifth, beginning with a Hernandez RBI single. Gil Heredia allows three runs in six innings for the win. The Yankees come back to win Game 2 as Andy Pettitte and Mariano Rivera combine to shut out the A's on six hits. The series moves to New York for Game 3 and the Yankees win their second straight with a 4-2 victory. Tim Hudson goes the distance for the A's but Orlando Hernandez and Rivera combine to limit the A's to two runs on four hits, including a Terrence Long home run. Facing elimination in Game 4, Barry Zito allows one run in 5 2/3 innings to pick up the victory in the A's 11-1 win. Olmedo Saenz hits a three-run home run in the first inning and Ben Grieve adds a two-run single in the A's three-run sixth. Oakland adds another run in the eighth and four more in the ninth, including a two-run double by Eric Chavez. The series returns to Oakland for Game 5 but the Yankees score six times in the first inning off Gil Heredia for a 7-5 win. The A's score twice in the second, once in the third and two more times in the fourth but are shut out on three hits over the final five innings.

### FINAL STATISTICS

| PLAYER        | AVG         | G        | AB         | R         | H         | TB        | 2B       | 3B       | HR       | RBI       | SH       | SF       | HP       | BB        | IBB      | SO        | SB       | CS       | DP       | E        | SLG         | OBP         |
|---------------|-------------|----------|------------|-----------|-----------|-----------|----------|----------|----------|-----------|----------|----------|----------|-----------|----------|-----------|----------|----------|----------|----------|-------------|-------------|
| Chavez        | .333        | 5        | 21         | 4         | 7         | 10        | 3        | 0        | 0        | 4         | 0        | 0        | 0        | 0         | 0        | 5         | 0        | 0        | 1        | 0        | .476        | .333        |
| Christenson   | .500        | 2        | 2          | 0         | 1         | 1         | 0        | 0        | 0        | 1         | 0        | 0        | 0        | 0         | 0        | 1         | 0        | 0        | 0        | 0        | .500        | .500        |
| Fasano        | —           | 1        | 0          | 0         | 0         | 0         | 0        | 0        | 0        | 0         | 0        | 0        | 0        | 0         | 0        | 0         | 0        | 0        | 0        | 0        | —           | —           |
| Giambi, Ja.   | .286        | 5        | 14         | 2         | 4         | 4         | 0        | 0        | 0        | 1         | 0        | 1        | 0        | 7         | 1        | 2         | 1        | 0        | 0        | 1        | .286        | .500        |
| Giambi, Je.   | .333        | 4        | 9          | 1         | 3         | 3         | 0        | 0        | 0        | 1         | 0        | 0        | 0        | 2         | 0        | 2         | 0        | 0        | 0        | 0        | .333        | .455        |
| Grieve        | .118        | 5        | 17         | 1         | 2         | 2         | 0        | 0        | 0        | 2         | 0        | 0        | 0        | 3         | 0        | 7         | 0        | 0        | 2        | 0        | .118        | .250        |
| Hernandez     | .375        | 5        | 16         | 3         | 6         | 8         | 2        | 0        | 0        | 3         | 1        | 0        | 1        | 0         | 0        | 3         | 0        | 0        | 0        | 1        | .500        | .412        |
| Long          | .158        | 5        | 19         | 2         | 3         | 6         | 0        | 0        | 1        | 1         | 0        | 0        | 0        | 3         | 0        | 2         | 0        | 0        | 2        | 1        | .316        | .273        |
| Menechino     | —           | 1        | 0          | 0         | 0         | 0         | 0        | 0        | 0        | 0         | 0        | 0        | 0        | 0         | 0        | 0         | 0        | 0        | 0        | 0        | —           | —           |
| Piatt         | .167        | 3        | 6          | 2         | 1         | 1         | 0        | 0        | 0        | 0         | 0        | 0        | 0        | 0         | 0        | 1         | 0        | 0        | 0        | 0        | .167        | .167        |
| Porter        | 1.000       | 2        | 1          | 0         | 1         | 1         | 0        | 0        | 0        | 1         | 0        | 0        | 0        | 0         | 0        | 0         | 0        | 0        | 0        | 0        | 1.000       | 1.000       |
| Saenz         | .231        | 4        | 13         | 1         | 3         | 6         | 0        | 0        | 1        | 4         | 0        | 1        | 1        | 0         | 0        | 2         | 0        | 0        | 1        | 0        | .462        | .267        |
| Stairs        | .111        | 3        | 9          | 0         | 1         | 2         | 1        | 0        | 0        | 0         | 0        | 0        | 0        | 0         | 0        | 1         | 0        | 0        | 0        | 0        | .222        | .111        |
| Tejada        | .350        | 5        | 20         | 5         | 7         | 9         | 2        | 0        | 0        | 1         | 0        | 0        | 0        | 2         | 0        | 2         | 1        | 0        | 0        | 0        | .450        | .409        |
| Velarde       | .250        | 5        | 20         | 2         | 5         | 6         | 1        | 0        | 0        | 3         | 0        | 0        | 0        | 2         | 0        | 3         | 1        | 0        | 0        | 2        | .300        | .318        |
| <b>Totals</b> | <b>.263</b> | <b>5</b> | <b>167</b> | <b>23</b> | <b>44</b> | <b>59</b> | <b>9</b> | <b>0</b> | <b>2</b> | <b>22</b> | <b>1</b> | <b>2</b> | <b>2</b> | <b>19</b> | <b>1</b> | <b>31</b> | <b>3</b> | <b>0</b> | <b>6</b> | <b>5</b> | <b>.353</b> | <b>.342</b> |

| PITCHER       | W        | L        | ERA         | G        | GS       | CG       | GF       | SHO      | SV       | IP          | H         | R         | ER        | HR       | HB       | BB        | IBB      | SO        | WP       | BK       | AVG         |
|---------------|----------|----------|-------------|----------|----------|----------|----------|----------|----------|-------------|-----------|-----------|-----------|----------|----------|-----------|----------|-----------|----------|----------|-------------|
| Appier        | 0        | 1        | 3.48        | 2        | 1        | 0        | 0        | 0        | 0        | 10.1        | 10        | 4         | 4         | 1        | 0        | 6         | 1        | 13        | 0        | 0        | .250        |
| Heredia       | 1        | 1        | 12.79       | 2        | 2        | 0        | 0        | 0        | 0        | 6.1         | 11        | 9         | 9         | 0        | 1        | 3         | 0        | 3         | 0        | 0        | .407        |
| Hudson        | 0        | 1        | 3.38        | 1        | 1        | 1        | 0        | 0        | 0        | 8.0         | 6         | 4         | 3         | 0        | 0        | 4         | 0        | 5         | 0        | 0        | .194        |
| Isringhausen  | 0        | 0        | 0.00        | 2        | 0        | 0        | 2        | 0        | 1        | 2.0         | 1         | 0         | 0         | 0        | 0        | 0         | 0        | 3         | 0        | 0        | .143        |
| Jones         | 0        | 0        | 0.00        | 2        | 0        | 0        | 2        | 0        | 0        | 1.1         | 1         | 0         | 0         | 0        | 0        | 0         | 0        | 1         | 0        | 0        | .200        |
| Magnante      | 0        | 0        | 0.00        | 2        | 0        | 0        | 0        | 0        | 0        | 3.0         | 1         | 0         | 0         | 0        | 0        | 0         | 0        | 2         | 0        | 0        | .111        |
| Mecir         | 0        | 0        | 0.00        | 3        | 0        | 0        | 0        | 0        | 0        | 5.1         | 1         | 0         | 0         | 0        | 0        | 0         | 0        | 2         | 0        | 0        | .059        |
| Tam           | 0        | 0        | 0.00        | 3        | 0        | 0        | 0        | 0        | 0        | 2.0         | 3         | 1         | 0         | 0        | 0        | 1         | 1        | 1         | 0        | 0        | .333        |
| Zito          | 1        | 0        | 1.59        | 1        | 1        | 0        | 0        | 0        | 0        | 5.2         | 7         | 1         | 1         | 0        | 0        | 2         | 0        | 5         | 0        | 0        | .304        |
| <b>Totals</b> | <b>2</b> | <b>3</b> | <b>3.48</b> | <b>5</b> | <b>5</b> | <b>1</b> | <b>4</b> | <b>0</b> | <b>1</b> | <b>44.0</b> | <b>41</b> | <b>19</b> | <b>17</b> | <b>1</b> | <b>1</b> | <b>16</b> | <b>2</b> | <b>35</b> | <b>0</b> | <b>0</b> | <b>.244</b> |

**Game 1 — October 3**  
Oakland 5, New York 3

**Game 2 — October 4**  
New York 4, Oakland 0

**Game 3 — October 6**  
New York 4, Oakland 2

| New York      | ab        | r        | h        | bi       |
|---------------|-----------|----------|----------|----------|
| Knoblauch dh  | 4         | 0        | 1        | 0        |
| Jeter ss      | 3         | 0        | 0        | 0        |
| O'Neill rf    | 4         | 0        | 0        | 0        |
| Williams cf   | 4         | 1        | 2        | 0        |
| Justice lf    | 4         | 0        | 0        | 0        |
| Martinez 1b   | 3         | 0        | 1        | 1        |
| Posada c      | 3         | 1        | 1        | 0        |
| Sojo 2b       | 3         | 1        | 1        | 1        |
| Hill ph       | 1         | 0        | 0        | 0        |
| Brosius 3b    | 4         | 0        | 1        | 1        |
| <b>Totals</b> | <b>33</b> | <b>3</b> | <b>7</b> | <b>3</b> |

| Oakland        | ab        | r        | h         | bi       |
|----------------|-----------|----------|-----------|----------|
| Long cf        | 4         | 0        | 1         | 0        |
| Velarde 2b     | 3         | 0        | 1         | 1        |
| JaGiambi 1b    | 2         | 0        | 1         | 0        |
| Grieve lf      | 3         | 0        | 0         | 0        |
| Christenson lf | 0         | 0        | 0         | 0        |
| Tejada ss      | 4         | 1        | 1         | 0        |
| Stairs rf      | 4         | 0        | 0         | 0        |
| Chavez 3b      | 4         | 2        | 3         | 1        |
| JeGiambi dh    | 2         | 1        | 1         | 0        |
| Saenz ph-dh    | 1         | 0        | 0         | 0        |
| Hernandez c    | 4         | 1        | 2         | 2        |
| <b>Totals</b>  | <b>31</b> | <b>5</b> | <b>10</b> | <b>4</b> |

|          |     |     |     |   |    |   |
|----------|-----|-----|-----|---|----|---|
| New York | 020 | 001 | 000 | 3 | 7  | 0 |
| Oakland  | 000 | 031 | 01x | 5 | 10 | 2 |

E – Long, Velarde. **DP** – New York 2, Oakland 1. **LOB** – New York 6, Oakland 7. **2B** – Williams, Sojo, Brosius, Hernandez. **SF** – Martinez. **SB** – Velarde, JaGiambi.

| New York         | ip        | h        | r        | er        | bb        | so        |
|------------------|-----------|----------|----------|-----------|-----------|-----------|
| Clemens (L)      | 6.0       | 7        | 4        | 4         | 4         | 5         |
| Stanton          | 1.1       | 3        | 1        | 1         | 1         | 0         |
| Nelson           | 0.2       | 0        | 0        | 0         | 0         | 0         |
| <b>Oakland</b>   | <b>ip</b> | <b>h</b> | <b>r</b> | <b>er</b> | <b>bb</b> | <b>so</b> |
| Heredia (W)      | 6.0       | 7        | 3        | 3         | 1         | 3         |
| Tam              | 0.2       | 0        | 0        | 0         | 0         | 1         |
| Mecir            | 1.1       | 0        | 0        | 0         | 0         | 1         |
| Isringhausen (S) | 1.0       | 0        | 0        | 0         | 0         | 2         |

**HBP** – by Heredia (Jeter). **WP** – Clemens, Stanton.

T – 3:16. A – 47,360

**Umpires** – Welke, Meriwether, McClelland, Schrieber, Clark, Nelson.

| New York       | ab        | r        | h        | bi       |
|----------------|-----------|----------|----------|----------|
| Jeter ss       | 5         | 0        | 0        | 0        |
| Posada c       | 3         | 0        | 1        | 0        |
| Justice lf     | 3         | 0        | 0        | 0        |
| Bellinger lf   | 1         | 0        | 1        | 1        |
| Williams cf    | 5         | 1        | 2        | 0        |
| Martinez 1b    | 4         | 0        | 2        | 0        |
| O'Neill rf     | 2         | 1        | 0        | 0        |
| Hill dh        | 4         | 1        | 1        | 1        |
| Sojo 2b        | 3         | 0        | 1        | 2        |
| Vizcaino pr-2b | 0         | 1        | 0        | 0        |
| Brosius 3b     | 3         | 0        | 0        | 0        |
| <b>Totals</b>  | <b>33</b> | <b>4</b> | <b>8</b> | <b>4</b> |

| Oakland       | ab        | r        | h        | bi       |
|---------------|-----------|----------|----------|----------|
| Long cf       | 4         | 0        | 0        | 0        |
| Velarde 2b    | 3         | 0        | 0        | 0        |
| JaGiambi 1b   | 4         | 0        | 2        | 0        |
| Saenz dh      | 4         | 0        | 0        | 0        |
| Tejada ss     | 4         | 0        | 2        | 0        |
| Grieve lf     | 4         | 0        | 0        | 0        |
| Piatt rf      | 3         | 0        | 0        | 0        |
| Chavez 3b     | 3         | 0        | 1        | 0        |
| Hernandez c   | 3         | 0        | 1        | 0        |
| <b>Totals</b> | <b>32</b> | <b>0</b> | <b>6</b> | <b>0</b> |

|          |     |     |     |   |   |   |
|----------|-----|-----|-----|---|---|---|
| New York | 000 | 003 | 001 | 4 | 8 | 1 |
| Oakland  | 000 | 000 | 000 | 0 | 6 | 1 |

E – Sojo, JaGiambi. **DP** – New York 2, Oakland 1. **LOB** – New York 9, Oakland 6. **2B** – Posada, Bellinger, Williams, Sojo, Tejada, Chavez, Hernandez. **SH** – Brosius. **CS** – Williams.

| New York       | ip        | h        | r        | er        | bb        | so        |
|----------------|-----------|----------|----------|-----------|-----------|-----------|
| Pettitte (W)   | 7.2       | 5        | 0        | 0         | 1         | 3         |
| Rivera (S)     | 1.1       | 1        | 0        | 0         | 0         | 0         |
| <b>Oakland</b> | <b>ip</b> | <b>h</b> | <b>r</b> | <b>er</b> | <b>bb</b> | <b>so</b> |
| Appier (L)     | 6.1       | 6        | 3        | 3         | 5         | 7         |
| Magnante       | 1.2       | 1        | 0        | 0         | 0         | 1         |
| Tam            | 0.2       | 1        | 1        | 0         | 1         | 0         |
| Jones          | 0.1       | 0        | 0        | 0         | 0         | 0         |

T – 3:15. A – 47,860

**Umpires** – Meriwether, McClelland, Schrieber, Clark, Nelson, Welke.

| Oakland       | ab        | r        | h        | bi       |
|---------------|-----------|----------|----------|----------|
| Long cf       | 4         | 1        | 2        | 1        |
| Velarde 2b    | 4         | 0        | 0        | 0        |
| JaGiambi 1b   | 2         | 0        | 0        | 0        |
| Chavez 3b     | 4         | 0        | 0        | 0        |
| Tejada ss     | 3         | 1        | 0        | 0        |
| Stairs rf     | 4         | 0        | 0        | 0        |
| Grieve lf     | 2         | 0        | 0        | 0        |
| JeGiambi dh   | 4         | 0        | 1        | 1        |
| Hernandez c   | 3         | 0        | 1        | 0        |
| <b>Totals</b> | <b>30</b> | <b>2</b> | <b>4</b> | <b>2</b> |

| New York         | ab        | r        | h        | bi       |
|------------------|-----------|----------|----------|----------|
| Jeter ss         | 4         | 0        | 1        | 2        |
| Posada c         | 4         | 0        | 0        | 0        |
| Justice lf       | 4         | 0        | 1        | 0        |
| Williams cf      | 4         | 1        | 1        | 0        |
| Martinez 1b      | 3         | 1        | 1        | 0        |
| O'Neill rf       | 4         | 1        | 1        | 0        |
| Hill dh          | 3         | 0        | 0        | 1        |
| Knoblauch, pr-dh | 0         | 0        | 0        | 0        |
| Sojo 2b          | 3         | 1        | 1        | 1        |
| Brosius 3b       | 2         | 0        | 0        | 0        |
| <b>Totals</b>    | <b>31</b> | <b>4</b> | <b>6</b> | <b>4</b> |

|          |     |     |     |   |   |   |
|----------|-----|-----|-----|---|---|---|
| Oakland  | 010 | 010 | 000 | 2 | 4 | 2 |
| New York | 020 | 100 | 01x | 4 | 6 | 1 |

E – Velarde, Hernandez, Martinez. **DP** – New York 2. **LOB** – Oakland 6, New York 7. **2B** – Williams. **HR** – Long. **CS** – Jeter.

| Oakland         | ip        | h        | r        | er        | bb        | so        |
|-----------------|-----------|----------|----------|-----------|-----------|-----------|
| Hudson (L)      | 8.0       | 6        | 4        | 3         | 4         | 5         |
| <b>New York</b> | <b>ip</b> | <b>h</b> | <b>r</b> | <b>er</b> | <b>bb</b> | <b>so</b> |
| Hernandez (W)   | 7.0       | 4        | 2        | 2         | 5         | 4         |
| Rivera (S)      | 2.0       | 0        | 0        | 0         | 0         | 1         |

T – 3:12. A – 56,606

**Umpires** – Reilly, Winters, Reed, Eddings, Reliford, Danley.

**Game 4 — October 7**  
Oakland 11, New York 1

**Game 5 — October 8**  
New York 7, Oakland 5

| Oakland              | ab        | r         | h         | bi        | New York       | ab        | r        | h         | bi        |
|----------------------|-----------|-----------|-----------|-----------|----------------|-----------|----------|-----------|-----------|
| Long cf              | 4         | 0         | 0         | 0         | Knoblauch dh   | 5         | 1        | 2         | 1         |
| Velarde 2b           | 5         | 2         | 1         | 0         | Jeter ss       | 4         | 1        | 1         | 0         |
| Menechino 2b         | 0         | 0         | 0         | 0         | O'Neill rf     | 5         | 1        | 2         | 0         |
| JaGiambi 1b          | 2         | 2         | 0         | 0         | Williams cf    | 4         | 0        | 0         | 1         |
| Saenz dh             | 4         | 1         | 2         | 3         | Justice lf     | 3         | 2        | 1         | 1         |
| Piatt pr-dh          | 0         | 1         | 0         | 0         | Bellinger lf   | 0         | 0        | 0         | 0         |
| Chavez 3b            | 5         | 2         | 2         | 2         | Martinez 1b    | 5         | 1        | 3         | 3         |
| Tejada ss            | 4         | 2         | 1         | 1         | Posada c       | 4         | 1        | 1         | 0         |
| Grieve lf            | 4         | 1         | 2         | 2         | Sojo 2b        | 3         | 0        | 0         | 1         |
| Porter rf            | 1         | 0         | 1         | 1         | Brosius 3b     | 4         | 0        | 2         | 0         |
| Je Giambi rf         | 2         | 0         | 1         | 0         | <b>Totals</b>  | <b>37</b> | <b>7</b> | <b>12</b> | <b>7</b>  |
| Christenson pr-lf-rf | 2         | 0         | 1         | 1         |                |           |          |           |           |
| Hernandez c          | 3         | 0         | 0         | 1         | <b>Oakland</b> | <b>ab</b> | <b>r</b> | <b>h</b>  | <b>bi</b> |
| <b>Totals</b>        | <b>36</b> | <b>11</b> | <b>11</b> | <b>11</b> | Long cf        | 3         | 1        | 0         | 0         |

| New York      | ab        | r        | h        | bi       | Velarde 2b     | 5         | 0        | 3         | 2        |
|---------------|-----------|----------|----------|----------|----------------|-----------|----------|-----------|----------|
| Jeter ss      | 3         | 0        | 2        | 0        | JaGiambi 1b    | 4         | 0        | 1         | 1        |
| Sojo 2b       | 4         | 0        | 0        | 0        | Saenz dh       | 4         | 0        | 1         | 1        |
| O'Neill rf    | 4         | 1        | 1        | 0        | Tejada ss      | 5         | 1        | 3         | 0        |
| Williams cf   | 3         | 0        | 0        | 0        | Chavez 3b      | 5         | 0        | 1         | 1        |
| Justice lf    | 4         | 0        | 2        | 0        | Piatt rf       | 3         | 1        | 1         | 0        |
| Hill dh       | 4         | 0        | 0        | 0        | JeGiambi ph-rf | 1         | 0        | 0         | 0        |
| Posada c      | 3         | 0        | 1        | 1        | Grieve lf      | 4         | 0        | 0         | 0        |
| Polonia ph    | 1         | 0        | 1        | 0        | Hernandez c    | 3         | 2        | 2         | 0        |
| Martinez 1b   | 4         | 0        | 1        | 0        | Stairs ph      | 1         | 0        | 1         | 0        |
| Brosius 3b    | 4         | 0        | 0        | 0        | Porter pr-cf   | 0         | 0        | 0         | 0        |
| <b>Totals</b> | <b>34</b> | <b>1</b> | <b>8</b> | <b>1</b> | <b>Totals</b>  | <b>38</b> | <b>5</b> | <b>13</b> | <b>5</b> |

|          |     |     |     |    |    |   |          |     |     |     |   |    |   |
|----------|-----|-----|-----|----|----|---|----------|-----|-----|-----|---|----|---|
| Oakland  | 300 | 003 | 014 | 11 | 11 | 0 | New York | 600 | 100 | 000 | 7 | 12 | 0 |
| New York | 000 | 001 | 000 | 1  | 8  | 0 | Oakland  | 021 | 200 | 000 | 5 | 13 | 0 |

**DP** – Oakland 1, New York 1. **LOB** – Oakland 7, New York 8. **2B** – Velarde, Chavez, Tejada, Posada. **HR** – Saenz. **SH** – Hernandez. **SB** – Tejada.

**LOB** – New York 8, Oakland 10. **2B** – O'Neill, Martinez 2, Chavez, Stairs. **HR** – Justice. **SF** – Williams, Sojo, Ja.Giambi, Saenz. **SB** – Knoblauch.

| Oakland         | ip        | h        | r        | er        | bb        | so        | New York       | ip        | h        | r        | er        | bb        | so        |
|-----------------|-----------|----------|----------|-----------|-----------|-----------|----------------|-----------|----------|----------|-----------|-----------|-----------|
| Zito (W)        | 5.2       | 7        | 1        | 1         | 2         | 5         | Pettitte       | 3.2       | 10       | 5        | 5         | 2         | 4         |
| Mecir           | 1.0       | 0        | 0        | 0         | 0         | 0         | Stanton (W)    | 2.0       | 1        | 0        | 0         | 0         | 3         |
| Magnante        | 1.1       | 0        | 0        | 0         | 0         | 1         | Nelson         | 1.1       | 0        | 0        | 0         | 0         | 2         |
| Jones           | 1.0       | 1        | 0        | 0         | 0         | 1         | Hernandez      | 0.1       | 1        | 0        | 0         | 0         | 1         |
| <b>New York</b> | <b>ip</b> | <b>h</b> | <b>r</b> | <b>er</b> | <b>bb</b> | <b>so</b> | Rivera (S)     | 1.2       | 1        | 0        | 0         | 0         | 1         |
| Clemens (L)     | 5.0       | 6        | 6        | 6         | 4         | 5         | <b>Oakland</b> | <b>ip</b> | <b>h</b> | <b>r</b> | <b>er</b> | <b>bb</b> | <b>so</b> |
| Stanton         | 1.0       | 1        | 0        | 0         | 0         | 0         | Heredia (L)    | 0.1       | 4        | 6        | 6         | 2         | 0         |
| Choate          | 1.1       | 0        | 1        | 1         | 1         | 1         | Tam            | 0.2       | 2        | 0        | 0         | 0         | 0         |
| Gooden          | 1.2       | 4        | 4        | 4         | 1         | 1         | Appier         | 4.0       | 4        | 1        | 1         | 1         | 6         |
|                 |           |          |          |           |           |           | Mecir          | 3.0       | 1        | 0        | 0         | 0         | 1         |
|                 |           |          |          |           |           |           | Isringhausen   | 1.0       | 1        | 0        | 0         | 0         | 1         |

**HBP** – by Gooden (Saenz, Hernandez).

**T** – 3:42. **A** – 56,915

**Umpires** – Winters, Reed, Eddings, Reliford, Danley, Reilly.

**T** – 3:50. **A** – 41,170

**Umpires** – Reed, Eddings, Reliford, Danley, Reilly, Winters.



# 2001 ALDS

The A's face New York in the American League Division Series again and lose to the Yankees in five games for the second straight year. The pitching staff compiles a 2.86 ERA, including 0.93 by Tim Hudson. Johnny Damon leads the A's with a .409 batting average and Terrence Long hits two home runs, both in Game 1.

The A's open the series with a 5-3 win for the second consecutive year as Mark Mulder allows one run on seven hits in 6 2/3 innings for the win. Terrence Long becomes the sixth Athletic to homer twice in a postseason game as he leads off the fourth and eighth innings with home runs. Johnny Damon is 4 for 4 with a walk and steals two bases. Tim Hudson combines with Jason Isringhausen for a 2-0, seven-hit shutout in Game 2. Hudson allows six of the hits in eight innings and Ron Gant homers to start the fourth inning. The series returns to Oakland for Game 3 and Mike Mussina and Mariano Rivera combine to shut out the A's on six hits. Jorge Posada homers with one out in the fifth for the only run and Barry Zito takes the loss, despite allowing one run on two hits and one walk in eight innings. Cory Lidle starts Game 4 and allows two unearned runs in the second, two in the third and two of the Yankees three runs in the fourth in a 9-2 loss. Lidle allows six runs on five hits and three walks in 3 1/3 innings. Miguel Tejada has four hits and Jermaine Dye breaks his leg after fouling off a pitch in the third inning. The series returns to Yankee Stadium for Game 5 and New York completes its comeback with a 5-3 win. RBI singles by Jason and Jeremy Giambi in the first and second innings give the A's a 2-0 lead but New York scores two in the second and unearned runs in the third and fourth off Mulder to take the lead for good. Mulder allows four runs on seven hits in 4 1/3 innings for the loss.

## FINAL STATISTICS

| PLAYER        | AVG         | G        | AB         | R         | H         | TB        | 2B        | 3B       | HR       | RBI       | SH       | SF       | HP       | BB        | IBB      | SO        | SB       | CS       | DP       | E        | SLG         | OBP         |
|---------------|-------------|----------|------------|-----------|-----------|-----------|-----------|----------|----------|-----------|----------|----------|----------|-----------|----------|-----------|----------|----------|----------|----------|-------------|-------------|
| Byrnes        | .000        | 2        | 2          | 0         | 0         | 0         | 0         | 0        | 0        | 0         | 0        | 0        | 0        | 0         | 0        | 1         | 0        | 0        | 0        | 0        | .000        | .000        |
| Chavez        | .143        | 5        | 21         | 0         | 3         | 4         | 1         | 0        | 0        | 0         | 0        | 0        | 0        | 0         | 5        | 0         | 0        | 1        | 1        | .190     | .143        |             |
| Damon         | .409        | 5        | 22         | 3         | 9         | 13        | 2         | 1        | 0        | 0         | 0        | 0        | 0        | 1         | 2        | 0         | 0        | 0        | 0        | .591     | .435        |             |
| Dye           | .231        | 4        | 13         | 0         | 3         | 5         | 2         | 0        | 0        | 0         | 0        | 0        | 2        | 0         | 2        | 0         | 0        | 0        | 0        | .385     | .333        |             |
| Gant          | .182        | 4        | 11         | 1         | 2         | 5         | 0         | 0        | 1        | 1         | 0        | 0        | 0        | 0         | 3        | 0         | 0        | 0        | 0        | .455     | .182        |             |
| Giambi, Ja.   | .353        | 5        | 17         | 2         | 6         | 9         | 0         | 0        | 1        | 4         | 0        | 1        | 0        | 4         | 1        | 2         | 0        | 0        | 1        | .529     | .455        |             |
| Giambi, Je.   | .308        | 5        | 13         | 0         | 4         | 5         | 1         | 0        | 0        | 2         | 0        | 0        | 1        | 0         | 0        | 1         | 0        | 0        | 0        | .385     | .357        |             |
| Hernandez     | .000        | 5        | 10         | 0         | 0         | 0         | 0         | 0        | 0        | 0         | 0        | 0        | 1        | 1         | 0        | 4         | 0        | 0        | 0        | .000     | .167        |             |
| Long          | .389        | 5        | 18         | 3         | 7         | 16        | 3         | 0        | 2        | 3         | 0        | 0        | 0        | 1         | 0        | 2         | 0        | 0        | 0        | .889     | .421        |             |
| Menechino     | .083        | 4        | 12         | 2         | 1         | 1         | 0         | 0        | 0        | 0         | 0        | 0        | 1        | 0         | 4        | 0         | 0        | 0        | 1        | .083     | .154        |             |
| Myers         | .143        | 3        | 7          | 0         | 1         | 1         | 0         | 0        | 0        | 0         | 0        | 0        | 0        | 0         | 3        | 0         | 0        | 1        | 1        | .143     | .143        |             |
| Saenz         | .000        | 3        | 4          | 0         | 0         | 0         | 0         | 0        | 0        | 0         | 0        | 0        | 0        | 0         | 1        | 0         | 0        | 0        | 0        | .000     | .000        |             |
| Santangelo    | .333        | 2        | 3          | 0         | 1         | 2         | 1         | 0        | 0        | 0         | 0        | 0        | 1        | 0         | 0        | 0         | 0        | 0        | 0        | 1        | .667        | .500        |
| Tejada        | .286        | 5        | 21         | 1         | 6         | 9         | 3         | 0        | 0        | 1         | 0        | 1        | 1        | 0         | 3        | 0         | 0        | 0        | 1        | .429     | .304        |             |
| <b>Totals</b> | <b>.247</b> | <b>5</b> | <b>174</b> | <b>12</b> | <b>43</b> | <b>70</b> | <b>13</b> | <b>1</b> | <b>4</b> | <b>11</b> | <b>0</b> | <b>2</b> | <b>3</b> | <b>11</b> | <b>1</b> | <b>31</b> | <b>3</b> | <b>0</b> | <b>3</b> | <b>6</b> | <b>.402</b> | <b>.300</b> |

| PITCHER       | W        | L        | ERA         | G        | GS       | CG       | GF       | SHO      | SV       | IP          | H         | R         | ER        | HR       | HB       | BB        | IBB      | SO        | WP       | BK       | AVG         |
|---------------|----------|----------|-------------|----------|----------|----------|----------|----------|----------|-------------|-----------|-----------|-----------|----------|----------|-----------|----------|-----------|----------|----------|-------------|
| Bradford      | 0        | 0        | 0.00        | 1        | 0        | 0        | 0        | 0        | 0        | 1.0         | 0         | 0         | 0         | 0        | 0        | 0         | 0        | 1         | 0        | 0        | .000        |
| Cuthrie       | 0        | 0        | 0.00        | 2        | 0        | 0        | 1        | 0        | 0        | 3.0         | 0         | 0         | 0         | 0        | 0        | 0         | 0        | 2         | 0        | 0        | .000        |
| Hiljus        | 0        | 0        | 27.00       | 1        | 0        | 0        | 0        | 0        | 0        | 0.1         | 0         | 1         | 1         | 0        | 0        | 2         | 0        | 0         | 0        | 0        | .000        |
| Hudson        | 1        | 0        | 0.93        | 2        | 1        | 0        | 0        | 0        | 0        | 9.2         | 8         | 1         | 1         | 1        | 1        | 1         | 0        | 5         | 0        | 0        | .222        |
| Isringhausen  | 0        | 0        | 0.00        | 2        | 0        | 0        | 2        | 0        | 2        | 2.0         | 1         | 0         | 0         | 0        | 0        | 1         | 0        | 3         | 0        | 0        | .143        |
| Lidle         | 0        | 1        | 10.80       | 1        | 1        | 0        | 0        | 0        | 0        | 3.1         | 5         | 6         | 4         | 0        | 0        | 3         | 0        | 0         | 0        | 0        | .357        |
| Magnante      | 0        | 0        | 0.00        | 1        | 0        | 0        | 0        | 0        | 0        | 1.1         | 3         | 0         | 0         | 0        | 0        | 1         | 0        | 1         | 0        | 0        | .500        |
| Mecir         | 0        | 0        | 5.40        | 2        | 0        | 0        | 1        | 0        | 0        | 3.1         | 4         | 2         | 2         | 1        | 0        | 0         | 0        | 4         | 0        | 0        | .286        |
| Mulder        | 1        | 1        | 2.45        | 2        | 2        | 0        | 0        | 0        | 0        | 11.0        | 14        | 5         | 3         | 0        | 2        | 2         | 0        | 7         | 0        | 0        | .318        |
| Tam           | 0        | 0        | 18.00       | 1        | 0        | 0        | 1        | 0        | 0        | 1.0         | 3         | 2         | 2         | 0        | 0        | 0         | 0        | 0         | 0        | 0        | .500        |
| Zito          | 0        | 1        | 1.13        | 1        | 1        | 0        | 0        | 0        | 0        | 8.0         | 2         | 1         | 1         | 1        | 2        | 1         | 0        | 6         | 0        | 0        | .077        |
| <b>Totals</b> | <b>2</b> | <b>3</b> | <b>2.86</b> | <b>5</b> | <b>5</b> | <b>0</b> | <b>5</b> | <b>1</b> | <b>2</b> | <b>44.0</b> | <b>40</b> | <b>18</b> | <b>14</b> | <b>3</b> | <b>4</b> | <b>11</b> | <b>0</b> | <b>29</b> | <b>0</b> | <b>0</b> | <b>.241</b> |

**Game 1 — October 10**  
Oakland 5, New York 3

| Oakland       | ab        | r        | h         | bi       |
|---------------|-----------|----------|-----------|----------|
| Damon cf      | 4         | 1        | 4         | 0        |
| Tejada ss     | 4         | 0        | 0         | 1        |
| JaGiambi 1b   | 3         | 1        | 1         | 2        |
| Dye rf        | 4         | 0        | 1         | 0        |
| Chavez 3b     | 5         | 0        | 1         | 0        |
| JeGiambi dh   | 4         | 0        | 1         | 0        |
| Gant ph-dh    | 1         | 0        | 0         | 0        |
| Long lf       | 4         | 2        | 2         | 2        |
| Hernandez c   | 2         | 0        | 0         | 0        |
| Menechino 2b  | 4         | 1        | 0         | 0        |
| <b>Totals</b> | <b>35</b> | <b>5</b> | <b>10</b> | <b>5</b> |

| New York      | ab        | r        | h         | bi       |
|---------------|-----------|----------|-----------|----------|
| Knoblauch lf  | 4         | 0        | 1         | 1        |
| Jeter ss      | 4         | 0        | 3         | 0        |
| Williams cf   | 4         | 1        | 0         | 0        |
| Martinez 1b   | 4         | 1        | 1         | 2        |
| Posada c      | 4         | 0        | 3         | 0        |
| O'Neill dh    | 4         | 0        | 0         | 0        |
| Justice rf    | 4         | 0        | 0         | 0        |
| Brosius 3b    | 4         | 0        | 0         | 0        |
| Soriano 2b    | 4         | 1        | 2         | 0        |
| <b>Totals</b> | <b>36</b> | <b>3</b> | <b>10</b> | <b>3</b> |

|          |     |     |     |   |    |   |
|----------|-----|-----|-----|---|----|---|
| Oakland  | 100 | 100 | 120 | 5 | 10 | 1 |
| New York | 000 | 010 | 020 | 3 | 10 | 1 |

E – Menechino, Knoblauch. **DP** – Oakland 1, New York 1. **LOB** – Oakland 10, New York 6. **2B** – Dye, JeGiambi, Posada. **HR** – Martinez, JaGiambi, Long 2. **SF** – Tejada, JaGiambi. **SB** – Damon 2, Soriano. **CS** – Soriano

| Oakland          | ip  | h | r | er | bb | so |
|------------------|-----|---|---|----|----|----|
| Mulder (W)       | 6.2 | 7 | 1 | 1  | 0  | 5  |
| Mecir            | 1.1 | 3 | 2 | 2  | 0  | 0  |
| Isringhausen (S) | 1.0 | 0 | 0 | 0  | 0  | 2  |
| New York         | ip  | h | r | er | bb | so |
| Clemens (L)      | 4.0 | 4 | 2 | 2  | 3  | 1  |
| Hitchcock        | 3.0 | 5 | 2 | 2  | 0  | 2  |
| Witasick         | 0.2 | 1 | 1 | 1  | 1  | 0  |
| Stanton          | 1.1 | 0 | 0 | 0  | 0  | 0  |

Clemens pitched to 1 batter in the 5th, Hitchcock pitched to 1 batter in the 8th **HBP** – by Clemens (Hernandez).

T – 3:45. A – 56,697

**Umpires** – DeMuth, Nelson, Schrieber, Reed, Rapuano, Gibson.

**Game 2 — October 11**  
Oakland 2, New York 0

| Oakland       | ab        | r        | h        | bi       |
|---------------|-----------|----------|----------|----------|
| Damon cf      | 5         | 1        | 2        | 0        |
| Tejada ss     | 5         | 0        | 2        | 0        |
| JaGiambi 1b   | 3         | 0        | 0        | 0        |
| Dye rf        | 3         | 0        | 0        | 0        |
| Chavez 3b     | 4         | 0        | 0        | 0        |
| Gant dh       | 3         | 1        | 2        | 1        |
| JeGiambi ph   | 1         | 0        | 0        | 0        |
| Long lf       | 4         | 0        | 2        | 0        |
| Hernandez c   | 4         | 0        | 0        | 0        |
| Menechino 2b  | 4         | 0        | 1        | 0        |
| <b>Totals</b> | <b>36</b> | <b>2</b> | <b>9</b> | <b>1</b> |

| New York      | ab        | r        | h        | bi       |
|---------------|-----------|----------|----------|----------|
| Knoblauch lf  | 4         | 0        | 2        | 0        |
| Jeter ss      | 4         | 0        | 2        | 0        |
| O'Neill dh    | 4         | 0        | 0        | 0        |
| Williams cf   | 4         | 0        | 1        | 0        |
| Martinez 1b   | 3         | 0        | 1        | 0        |
| Bellinger pr  | 0         | 0        | 0        | 0        |
| Posada c      | 3         | 0        | 0        | 0        |
| Justice rf    | 4         | 0        | 1        | 0        |
| Brosius 3b    | 4         | 0        | 0        | 0        |
| Soriano 2b    | 3         | 0        | 0        | 0        |
| <b>Totals</b> | <b>33</b> | <b>0</b> | <b>7</b> | <b>0</b> |

|          |     |     |     |   |   |   |
|----------|-----|-----|-----|---|---|---|
| Oakland  | 000 | 100 | 001 | 2 | 9 | 0 |
| New York | 000 | 000 | 000 | 0 | 7 | 1 |

E – Brosius. **DP** – Oakland 1, New York 1. **LOB** – Oakland 10, New York 8. **2B** – Tejada 2, Long, Damon, Williams. **3B** – Damon. **HR** – Gant.

| Oakland          | ip  | h | r | er | bb | so |
|------------------|-----|---|---|----|----|----|
| Hudson (W)       | 8.0 | 6 | 0 | 0  | 1  | 3  |
| Isringhausen (S) | 1.0 | 1 | 0 | 0  | 1  | 1  |
| New York         | ip  | h | r | er | bb | so |
| Pettitte (L)     | 6.1 | 7 | 1 | 1  | 2  | 4  |
| Mendoza          | 1.2 | 1 | 0 | 0  | 1  | 1  |
| Rivera           | 1.0 | 1 | 1 | 0  | 0  | 1  |

T – 3:24. A – 56,684

**Umpires** – Nelson, Schrieber, Reed, Rapuano, Gibson, DeMuth

**Game 3 — October 13**  
New York 1, Oakland 0

| New York      | ab        | r        | h        | bi       |
|---------------|-----------|----------|----------|----------|
| Knoblauch lf  | 4         | 0        | 0        | 0        |
| Soriano 2b    | 4         | 0        | 0        | 0        |
| Jeter ss      | 3         | 0        | 0        | 0        |
| Williams cf   | 3         | 0        | 0        | 0        |
| Martinez 1b   | 3         | 0        | 0        | 0        |
| Posada c      | 3         | 1        | 1        | 1        |
| Spencer rf    | 3         | 0        | 1        | 0        |
| Velarde dh    | 3         | 0        | 0        | 0        |
| Brosius 3b    | 3         | 0        | 0        | 0        |
| <b>Totals</b> | <b>29</b> | <b>1</b> | <b>2</b> | <b>1</b> |

| Oakland       | ab        | r        | h        | bi       |
|---------------|-----------|----------|----------|----------|
| Damon cf      | 4         | 0        | 0        | 0        |
| Tejada ss     | 4         | 0        | 0        | 0        |
| JaGiambi 1b   | 4         | 0        | 1        | 0        |
| Dye rf        | 4         | 0        | 2        | 0        |
| Chavez 3b     | 4         | 0        | 0        | 0        |
| JeGiambi dh   | 3         | 0        | 1        | 0        |
| Long lf       | 3         | 0        | 1        | 0        |
| Hernandez c   | 2         | 0        | 0        | 0        |
| Saenz ph      | 1         | 0        | 0        | 0        |
| Santangelo 2b | 0         | 0        | 0        | 0        |
| Menechino 2b  | 2         | 0        | 0        | 0        |
| Myers ph-c    | 1         | 0        | 1        | 0        |
| <b>Totals</b> | <b>32</b> | <b>0</b> | <b>6</b> | <b>0</b> |

|          |     |     |     |   |   |   |
|----------|-----|-----|-----|---|---|---|
| New York | 000 | 010 | 000 | 1 | 2 | 0 |
| Oakland  | 000 | 000 | 000 | 0 | 6 | 1 |

E – Tejada. **DP** – Oakland 1. **LOB** – New York 4, Oakland 6. **2B** – Spencer, Dye, Long. **HR** – Posada.

| New York    | ip  | h | r | er | bb | so |
|-------------|-----|---|---|----|----|----|
| Mussina (W) | 7.0 | 4 | 0 | 0  | 1  | 4  |
| Rivera (S)  | 2.0 | 2 | 0 | 0  | 0  | 1  |
| Oakland     | ip  | h | r | er | bb | so |
| Zito (L)    | 8.0 | 2 | 1 | 1  | 1  | 6  |
| Guthrie     | 1.0 | 0 | 0 | 0  | 0  | 1  |

T – 2:42. A – 55,861

**Umpires** – Danley, Layne, Hirschbeck, Kulpa, Rippley, Barrett

**Game 4 — October 14**  
New York 9, Oakland 2

**Game 5 — October 15**  
New York 5, Oakland 3

| New York      |           |          |           |          | Oakland       |           |          |          |          |
|---------------|-----------|----------|-----------|----------|---------------|-----------|----------|----------|----------|
| ab            | r         | h        | bi        |          | ab            | r         | h        | bi       |          |
| Knoblauch lf  | 5         | 0        | 1         | 0        | Damon cf      | 4         | 1        | 1        | 0        |
| Jeter ss      | 4         | 2        | 1         | 0        | Tejada ss     | 3         | 0        | 0        | 0        |
| Justice dh    | 3         | 2        | 1         | 0        | JaGiambi 1b   | 4         | 0        | 4        | 2        |
| Williams cf   | 4         | 2        | 3         | 5        | Chavez 3b     | 4         | 0        | 0        | 0        |
| Martinez 1b   | 5         | 0        | 0         | 0        | Long rf       | 4         | 1        | 1        | 0        |
| Posada c      | 4         | 1        | 2         | 1        | Gant lf       | 4         | 0        | 0        | 0        |
| O'Neill rf    | 3         | 1        | 1         | 0        | JeGiambi dh   | 2         | 0        | 1        | 1        |
| Spencer ph-rf | 2         | 0        | 0         | 0        | Saenz ph-dh   | 2         | 0        | 0        | 0        |
| Brosius 3b    | 3         | 0        | 1         | 1        | Hernandez c   | 1         | 0        | 0        | 0        |
| Soriano 2b    | 3         | 1        | 1         | 1        | Myers c       | 3         | 0        | 0        | 0        |
| <b>Totals</b> | <b>36</b> | <b>9</b> | <b>11</b> | <b>8</b> | Menechino 2b  | 2         | 1        | 0        | 0        |
|               |           |          |           |          | Byrnes ph     | 1         | 0        | 0        | 0        |
|               |           |          |           |          | <b>Totals</b> | <b>34</b> | <b>3</b> | <b>7</b> | <b>3</b> |

| Oakland        |           |          |           |          | New York      |           |          |           |          |
|----------------|-----------|----------|-----------|----------|---------------|-----------|----------|-----------|----------|
| ab             | r         | h        | bi        |          | ab            | r         | h        | bi        |          |
| Damon cf       | 5         | 0        | 2         | 0        | Knoblauch lf  | 5         | 1        | 2         | 0        |
| Tejada ss      | 5         | 1        | 4         | 0        | Velarde dh    | 2         | 0        | 1         | 0        |
| JaGiambi 1b    | 3         | 1        | 0         | 0        | Justice ph-dh | 2         | 1        | 1         | 1        |
| Saenz ph       | 1         | 0        | 0         | 0        | Jeter ss      | 3         | 0        | 2         | 1        |
| Dye rf         | 2         | 0        | 0         | 0        | Williams cf   | 3         | 1        | 0         | 0        |
| Gant ph-lf     | 3         | 0        | 0         | 0        | Martinez 1b   | 3         | 0        | 0         | 0        |
| Long lf-rf     | 3         | 0        | 1         | 1        | Posada c      | 4         | 1        | 2         | 0        |
| JeGiambi dh    | 3         | 0        | 1         | 1        | Spencer rf    | 3         | 1        | 1         | 0        |
| Byrnes ph-dh   | 1         | 0        | 0         | 0        | Brosius 3b    | 3         | 0        | 0         | 0        |
| Chavez 3b      | 4         | 0        | 2         | 0        | Soriano 2b    | 4         | 0        | 1         | 2        |
| Myers c        | 3         | 0        | 0         | 0        | <b>Totals</b> | <b>32</b> | <b>5</b> | <b>10</b> | <b>4</b> |
| Hernandez ph-c | 1         | 0        | 0         | 0        |               |           |          |           |          |
| Santangelo 2b  | 3         | 0        | 1         | 0        |               |           |          |           |          |
| <b>Totals</b>  | <b>37</b> | <b>2</b> | <b>11</b> | <b>2</b> |               |           |          |           |          |

|          |     |     |     |   |    |   |
|----------|-----|-----|-----|---|----|---|
| New York | 022 | 300 | 002 | 9 | 11 | 1 |
| Oakland  | 002 | 000 | 000 | 2 | 11 | 1 |

|          |     |     |     |   |    |   |
|----------|-----|-----|-----|---|----|---|
| Oakland  | 110 | 010 | 000 | 3 | 7  | 3 |
| New York | 021 | 101 | 00x | 5 | 10 | 1 |

E – Brosius, Santangelo. DP – New York 1. LOB – New York 7, Oakland 11. 2B – Williams 2, O'Neill, Tejada, Chavez, Santangelo. 3B - Justice. SB – Soriano. CS – Jeter. S – Brosius.

E – Ja.Giambi, Chavez, Myers, Brosius. DP – Oakland 1, New York 1. LOB – Oakland 6, New York 9. 2B – Damon, Long, Knoblauch, Jeter. HR – Justice. SH – Velarde. SF – Jeter. SB – JeGiambi, Knoblauch, Posada. CS – Knoblauch, Williams.

| New York      |     |   |    |    |    |   | Oakland     |     |   |    |    |    |   |
|---------------|-----|---|----|----|----|---|-------------|-----|---|----|----|----|---|
| ip            | h   | r | er | bb | so |   | ip          | h   | r | er | bb | so |   |
| Hernandez (W) | 5.2 | 8 | 2  | 2  | 2  | 5 | Mulder (L)  | 4.1 | 7 | 4  | 2  | 2  | 2 |
| Stanton       | 1.2 | 2 | 0  | 0  | 0  | 1 | Hudson      | 1.2 | 2 | 1  | 1  | 0  | 2 |
| Mendoza       | 1.2 | 1 | 0  | 0  | 0  | 3 | Mecir       | 2.0 | 1 | 0  | 0  | 0  | 4 |
| Oakland       |     |   |    |    |    |   | New York    |     |   |    |    |    |   |
| ip            | h   | r | er | bb | so |   | ip          | h   | r | er | bb | so |   |
| Lidle (L)     | 3.1 | 5 | 6  | 4  | 3  | 0 | Clemens     | 4.1 | 5 | 3  | 3  | 1  | 5 |
| Hiljus        | 0.1 | 0 | 1  | 1  | 2  | 0 | Stanton (W) | 1.2 | 1 | 0  | 0  | 0  | 0 |
| Magnante      | 1.1 | 3 | 0  | 0  | 1  | 1 | Mendoza     | 1.0 | 0 | 0  | 0  | 0  | 1 |
| Guthrie       | 2.0 | 0 | 0  | 0  | 0  | 1 | Rivera (S)  | 2.0 | 1 | 0  | 0  | 0  | 2 |
| Bradford      | 1.0 | 0 | 0  | 0  | 0  | 1 |             |     |   |    |    |    |   |
| Tam           | 1.0 | 3 | 2  | 2  | 0  | 0 |             |     |   |    |    |    |   |

HBP – by Hernandez (Santangelo). WP – Hernandez  
T – 4:13. A – 43,681.  
Umpires – Layne, Hirschbeck, Kulpa, Rippley, Barrett, Danley

HBP – by Clemens (Tejada), by Mulder (Martinez), by Mulder (Brosius). WP – Clemens.  
T – 3:23. A – 56,642  
Umpires – Rapuano, Gibson, DeMuth, Nelson, Schrieber, Reed

# 2002 ALDS

The A's reach the postseason for the third consecutive season, facing Minnesota in the ALDS. However, the A's lose in five games for the third straight year. The A's hit .288 in the series, scoring 26 runs in the five games. Scott Hatteberg leads the A's with a .500 batting average and Ray Durham hits two home runs. The A's pitching staff allows 27 runs for a 4.09 ERA.

After winning Game 1 in each of the previous two seasons, the A's drop the opener in 2002, 7-5. The A's take a 5-1 lead after two innings but Tim Hudson allows a run in the third and one of the Twins three runs in the sixth. Ted Lilly allows two runs in two-thirds of an inning for the loss and blown save. The A's win Game 2 9-1 as Eric Chavez hits a three-run home run in the first to give Mark Mulder all the runs he would need. Mulder allows a run on five hits in six innings. The series moves to Minnesota for Game 3 and the A's win 6-3 behind Barry Zito. Ray Durham leads off the game with an inside-the-park home run and Scott Hatteberg follows with a home run to mark the first time in postseason history a team has started a game with back-to-back home runs. The Twins even the series at two with an 11-2 win in Game 4. Miguel Tejada hits a two-run home run in the third inning but Tim Hudson allows two in the bottom of the inning before the Twins score seven unearned runs in the fourth to hand Hudson the loss. Minnesota then wins Game 5, 5-4. The Twins take a 2-0 lead before Ray Durham homers in the bottom of the third. The score remains 2-1 until Billy Koch allows three runs in the ninth. Mark Ellis hits a three-run home run in the bottom of the ninth.

## FINAL STATISTICS

| PLAYER        | AVG         | G        | AB         | R         | H         | TB        | 2B        | 3B       | HR       | RBI       | SH       | SF       | HP       | BB        | IBB      | SO        | SB       | CS       | DP       | E        | SLG         | OBP         |
|---------------|-------------|----------|------------|-----------|-----------|-----------|-----------|----------|----------|-----------|----------|----------|----------|-----------|----------|-----------|----------|----------|----------|----------|-------------|-------------|
| Byrnes        | .000        | 2        | 1          | 0         | 0         | 0         | 0         | 0        | 0        | 0         | 0        | 0        | 0        | 0         | 0        | 0         | 0        | 0        | 0        | 0        | .000        | .000        |
| Chavez        | .381        | 5        | 21         | 3         | 8         | 11        | 0         | 0        | 1        | 5         | 0        | 0        | 0        | 2         | 1        | 1         | 0        | 0        | 0        | 0        | .524        | .435        |
| Durham        | .333        | 5        | 21         | 7         | 7         | 16        | 3         | 0        | 2        | 2         | 0        | 0        | 1        | 2         | 0        | 4         | 1        | 0        | 0        | 0        | .762        | .417        |
| Dye           | .400        | 5        | 20         | 3         | 8         | 13        | 2         | 0        | 1        | 1         | 0        | 0        | 0        | 1         | 0        | 5         | 0        | 0        | 0        | 0        | .650        | .429        |
| Ellis         | .368        | 5        | 19         | 1         | 7         | 12        | 2         | 0        | 1        | 4         | 0        | 0        | 0        | 1         | 0        | 2         | 0        | 0        | 0        | 0        | .632        | .400        |
| Hatteberg     | .500        | 5        | 14         | 5         | 7         | 12        | 2         | 0        | 1        | 3         | 0        | 0        | 0        | 3         | 0        | 0         | 0        | 0        | 0        | 0        | .857        | .588        |
| Hernandez     | .059        | 5        | 17         | 0         | 1         | 1         | 0         | 0        | 0        | 0         | 0        | 0        | 0        | 0         | 0        | 4         | 0        | 0        | 1        | 0        | .059        | .059        |
| Justice       | .238        | 5        | 21         | 2         | 5         | 8         | 1         | 1        | 0        | 4         | 0        | 0        | 0        | 0         | 0        | 4         | 0        | 0        | 1        | 0        | .381        | .238        |
| Long          | .167        | 5        | 18         | 1         | 3         | 6         | 0         | 0        | 1        | 1         | 0        | 0        | 0        | 1         | 0        | 2         | 0        | 0        | 0        | 0        | .333        | .211        |
| Mabry         | .000        | 2        | 2          | 0         | 0         | 0         | 0         | 0        | 0        | 0         | 0        | 0        | 0        | 0         | 0        | 1         | 0        | 0        | 0        | 0        | .000        | .000        |
| Myers         | .000        | 2        | 1          | 0         | 0         | 0         | 0         | 0        | 0        | 0         | 0        | 0        | 0        | 0         | 0        | 1         | 0        | 0        | 0        | 0        | .000        | .000        |
| Piatt         | .333        | 3        | 3          | 0         | 1         | 2         | 1         | 0        | 0        | 0         | 0        | 0        | 0        | 0         | 0        | 1         | 0        | 0        | 0        | 0        | .667        | .333        |
| Saenz         | —           | 1        | 0          | 0         | 0         | 0         | 0         | 0        | 0        | 0         | 0        | 0        | 0        | 1         | 0        | 0         | 0        | 0        | 0        | 0        | —           | 1.000       |
| Tejada        | .143        | 5        | 21         | 3         | 3         | 7         | 1         | 0        | 1        | 4         | 0        | 1        | 0        | 1         | 0        | 7         | 0        | 0        | 0        | 0        | .333        | .174        |
| Velarde       | .600        | 4        | 5          | 1         | 3         | 4         | 1         | 0        | 0        | 1         | 0        | 0        | 0        | 0         | 0        | 1         | 0        | 0        | 0        | 0        | .800        | .600        |
| <b>Totals</b> | <b>.288</b> | <b>5</b> | <b>184</b> | <b>26</b> | <b>53</b> | <b>92</b> | <b>13</b> | <b>1</b> | <b>8</b> | <b>25</b> | <b>0</b> | <b>1</b> | <b>1</b> | <b>12</b> | <b>1</b> | <b>34</b> | <b>1</b> | <b>0</b> | <b>2</b> | <b>3</b> | <b>.500</b> | <b>.333</b> |

| PITCHER       | W        | L        | ERA         | G        | GS       | CG       | GF       | SHO      | SV       | IP          | H         | R         | ER        | HR       | HB       | BB        | IBB      | SO        | WP       | BK       | AVG         |
|---------------|----------|----------|-------------|----------|----------|----------|----------|----------|----------|-------------|-----------|-----------|-----------|----------|----------|-----------|----------|-----------|----------|----------|-------------|
| Bowie         | 0        | 0        | 0.00        | 1        | 0        | 0        | 1        | 0        | 0        | 1.1         | 0         | 0         | 0         | 0        | 0        | 0         | 0        | 3         | 0        | 0        | .000        |
| Bradford      | 0        | 0        | 0.00        | 2        | 0        | 0        | 0        | 0        | 0        | 3.0         | 1         | 0         | 0         | 0        | 1        | 0         | 0        | 1         | 0        | 0        | .111        |
| Hudson        | 0        | 1        | 6.23        | 2        | 2        | 0        | 0        | 0        | 0        | 8.2         | 13        | 11        | 6         | 2        | 1        | 4         | 0        | 8         | 1        | 0        | .333        |
| Koch          | 0        | 0        | 9.00        | 3        | 0        | 0        | 3        | 0        | 1        | 3.0         | 5         | 3         | 3         | 1        | 0        | 2         | 0        | 3         | 0        | 0        | .357        |
| Lidle         | 0        | 0        | 9.00        | 1        | 0        | 0        | 0        | 0        | 0        | 1.0         | 2         | 1         | 1         | 0        | 0        | 0         | 0        | 0         | 0        | 0        | .400        |
| Lilly         | 0        | 1        | 13.50       | 2        | 0        | 0        | 0        | 0        | 0        | 4.0         | 10        | 6         | 6         | 1        | 0        | 1         | 0        | 3         | 1        | 0        | .476        |
| Mecir         | 0        | 0        | 0.00        | 1        | 0        | 0        | 1        | 0        | 0        | 1.0         | 0         | 0         | 0         | 0        | 0        | 0         | 0        | 2         | 0        | 0        | .000        |
| Mulder        | 1        | 1        | 2.08        | 2        | 2        | 0        | 0        | 0        | 0        | 13.0        | 14        | 3         | 3         | 1        | 0        | 3         | 1        | 12        | 1        | 0        | .280        |
| Rincon        | 0        | 0        | 0.00        | 2        | 0        | 0        | 0        | 0        | 0        | 3.0         | 2         | 0         | 0         | 0        | 0        | 0         | 0        | 2         | 0        | 0        | .182        |
| Zito          | 1        | 0        | 4.50        | 1        | 1        | 0        | 0        | 0        | 0        | 6.0         | 5         | 3         | 3         | 0        | 0        | 4         | 0        | 8         | 1        | 0        | .217        |
| <b>Totals</b> | <b>2</b> | <b>3</b> | <b>4.09</b> | <b>5</b> | <b>5</b> | <b>0</b> | <b>5</b> | <b>0</b> | <b>1</b> | <b>44.0</b> | <b>52</b> | <b>27</b> | <b>20</b> | <b>5</b> | <b>2</b> | <b>14</b> | <b>1</b> | <b>42</b> | <b>4</b> | <b>0</b> | <b>.291</b> |

**Game 1 — October 1**  
Minnesota 7, Oakland 5

**Game 2 — October 2**  
Oakland 9, Minnesota 1

**Game 3 — October 4**  
Oakland 6, Minnesota 3

| Minnesota       | ab        | r        | h         | bi       | Minnesota        | ab | r | h | bi | Oakland       | ab        | r        | h        | bi       |
|-----------------|-----------|----------|-----------|----------|------------------|----|---|---|----|---------------|-----------|----------|----------|----------|
| Jones lf        | 5         | 0        | 1         | 1        | Jones lf         | 3  | 0 | 1 | 0  | Durham dh     | 4         | 2        | 1        | 1        |
| Guzman ss       | 4         | 1        | 2         | 0        | Mohr lf          | 1  | 0 | 1 | 0  | Hatteberg 1b  | 2         | 1        | 1        | 1        |
| Koskie 3b       | 5         | 1        | 1         | 3        | Guzman ss        | 3  | 1 | 1 | 1  | Velarde ph-1b | 2         | 1        | 1        | 1        |
| Ortiz dh        | 5         | 0        | 0         | 0        | Koskie 3b        | 3  | 0 | 0 | 0  | Tejada ss     | 4         | 0        | 0        | 1        |
| Hunter cf       | 4         | 1        | 1         | 0        | Lecroy dh        | 4  | 0 | 2 | 0  | Chavez 3b     | 4         | 0        | 1        | 0        |
| Mientkiewicz 1b | 5         | 1        | 1         | 1        | Hunter cf        | 3  | 0 | 0 | 0  | Dye rf        | 4         | 1        | 1        | 1        |
| Cuddyer rf      | 3         | 1        | 2         | 1        | Hocking rf       | 1  | 0 | 1 | 0  | Justice lf    | 4         | 0        | 0        | 0        |
| Mohr rf         | 0         | 0        | 0         | 0        | Mientkiewicz 1b  | 4  | 0 | 0 | 0  | Ellis 2b      | 4         | 0        | 1        | 0        |
| Pierzynski c    | 4         | 1        | 4         | 1        | Cuddyer rf       | 1  | 0 | 0 | 0  | Long cf       | 3         | 1        | 1        | 1        |
| Rivas 2b        | 3         | 1        | 1         | 0        | Kielty, ph-cf-rf | 2  | 0 | 0 | 0  | Hernandez c   | 4         | 0        | 1        | 0        |
| <b>Totals</b>   | <b>38</b> | <b>7</b> | <b>13</b> | <b>7</b> | Pierzynski c     | 2  | 0 | 0 | 0  | <b>Totals</b> | <b>35</b> | <b>6</b> | <b>9</b> | <b>6</b> |
|                 |           |          |           |          | Prince c         | 2  | 0 | 0 | 0  |               |           |          |          |          |

| Oakland       | ab        | r        | h         | bi       | Oakland       | ab        | r        | h         | bi       | Minnesota       | ab        | r        | h        | bi       |
|---------------|-----------|----------|-----------|----------|---------------|-----------|----------|-----------|----------|-----------------|-----------|----------|----------|----------|
| Durham dh     | 5         | 1        | 2         | 0        | Durham dh     | 3         | 3        | 1         | 0        | Jones lf        | 4         | 1        | 2        | 0        |
| Hatteberg 1b  | 2         | 2        | 1         | 1        | Hatteberg 1b  | 4         | 1        | 2         | 1        | Guzman ss       | 4         | 0        | 0        | 0        |
| Saenz ph-1b   | 0         | 0        | 0         | 0        | Mabry ph-1b   | 1         | 0        | 0         | 0        | Koskie 3b       | 5         | 1        | 1        | 1        |
| Velarde ph-1b | 1         | 0        | 1         | 0        | Tejada ss     | 4         | 1        | 1         | 1        | Ortiz dh        | 3         | 0        | 0        | 0        |
| Tejada ss     | 5         | 1        | 1         | 0        | Chavez 3b     | 4         | 2        | 2         | 3        | Kielty ph       | 1         | 0        | 0        | 0        |
| Chavez 3b     | 5         | 1        | 2         | 2        | Dye rf        | 4         | 1        | 1         | 0        | Hunter cf       | 4         | 1        | 2        | 1        |
| Dye rf        | 5         | 0        | 2         | 0        | Justice lf    | 5         | 1        | 2         | 3        | Mientkiewicz 1b | 3         | 0        | 1        | 0        |
| Justice lf    | 5         | 0        | 2         | 1        | Byrnes lf     | 0         | 0        | 0         | 0        | Cuddyer rf      | 4         | 0        | 1        | 0        |
| Ellis 2b      | 4         | 0        | 1         | 0        | Ellis 2b      | 4         | 0        | 3         | 1        | Pierzynski c    | 3         | 0        | 1        | 1        |
| Long cf       | 4         | 0        | 0         | 0        | Long cf       | 4         | 0        | 2         | 0        | Rivas 2b        | 3         | 0        | 0        | 0        |
| Piatt ph      | 1         | 0        | 0         | 0        | Hernandez c   | 4         | 0        | 0         | 0        | Hocking ph      | 1         | 0        | 0        | 0        |
| Hernandez c   | 4         | 0        | 0         | 0        | <b>Totals</b> | <b>37</b> | <b>9</b> | <b>14</b> | <b>9</b> | <b>Totals</b>   | <b>35</b> | <b>3</b> | <b>8</b> | <b>3</b> |
| <b>Totals</b> | <b>41</b> | <b>5</b> | <b>12</b> | <b>4</b> |               |           |          |           |          |                 |           |          |          |          |

|           |     |     |     |   |    |   |
|-----------|-----|-----|-----|---|----|---|
| Minnesota | 012 | 003 | 100 | 7 | 13 | 3 |
| Oakland   | 320 | 000 | 000 | 5 | 12 | 0 |

E – Guzman, Pierzynski, Koskie. **DP** – Oakland 1. **LOB** – Minnesota 8, Oakland 12. **2B** – Hunter, Cuddyer, Durham 2, Ellis, Jones. **3B** – Pierzynski. **HR** – Koskie, Mientkiewicz. **SH** – Rivas.

| Minnesota    | ip  | h | r | er | bb | so |
|--------------|-----|---|---|----|----|----|
| Radke (W)    | 5.0 | 8 | 5 | 1  | 1  | 3  |
| Santana      | 1.2 | 2 | 0 | 0  | 1  | 2  |
| Romero       | 1.1 | 1 | 0 | 0  | 0  | 1  |
| Guardado (S) | 1.0 | 1 | 0 | 0  | 1  | 1  |
| Oakland      | ip  | h | r | er | bb | so |
| Hudson       | 5.1 | 8 | 4 | 4  | 2  | 4  |
| Lilly (L)    | 0.2 | 3 | 2 | 2  | 1  | 1  |
| Lidle        | 1.0 | 2 | 1 | 1  | 0  | 0  |
| Rincon       | 1.0 | 0 | 0 | 0  | 0  | 0  |
| Mecir        | 1.0 | 0 | 0 | 0  | 0  | 2  |

T – 3:44. A – 34,853.

**Umpires** – Davis, Meriwether, Marquez, Cousins, West, Diaz

|           |     |     |     |   |    |   |
|-----------|-----|-----|-----|---|----|---|
| Minnesota | 000 | 001 | 000 | 1 | 7  | 1 |
| Oakland   | 300 | 510 | 00x | 9 | 14 | 0 |

E – Jones. **DP** – Minnesota 1, Oakland 2. **LOB** – Minnesota 7, Oakland 9. **2B** – Hatteberg, Dye, Tejada, Ellis, Durham, Mohr. **3B** – Justice. **HR** – Chavez, Guzman. **SH** – Guzman.

| Minnesota  | ip  | h | r | er | bb | so |
|------------|-----|---|---|----|----|----|
| Mays (L)   | 3.2 | 9 | 6 | 6  | 2  | 1  |
| Fiore      | 1.1 | 4 | 3 | 3  | 2  | 0  |
| Lohse      | 2.0 | 1 | 0 | 0  | 0  | 2  |
| Hawkins    | 1.0 | 0 | 0 | 0  | 0  | 2  |
| Oakland    | ip  | h | r | er | bb | so |
| Mulder (W) | 6.0 | 5 | 1 | 1  | 2  | 3  |
| Bradford   | 2.0 | 1 | 0 | 0  | 0  | 1  |
| Koch       | 1.0 | 1 | 0 | 0  | 0  | 1  |

**HBP** – by Mays (Durham), by Bradford (Koskie). **WP** – Fiore.

T – 3:04. A – 31,953.

**Umpires** – Meriwether, Marquez, Cousins, West, Diaz, Davis

E – Ellis. **LOB** – Oakland 7, Minnesota 9. **2B** – Hunter, Velarde, Jones. **3B** – Koskie. **HR** – Durham, Hatteberg, Long, Dye. **SF** – Tejada. **SB** – Guzman.

| Oakland   | ip  | h | r | er | bb | so |
|-----------|-----|---|---|----|----|----|
| Zito (W)  | 6.0 | 5 | 3 | 3  | 4  | 8  |
| Rincon    | 2.0 | 2 | 0 | 0  | 0  | 2  |
| Koch (S)  | 1.0 | 1 | 0 | 0  | 0  | 0  |
| Minnesota | ip  | h | r | er | bb | so |
| Reed (L)  | 5.0 | 6 | 4 | 4  | 2  | 8  |
| Santana   | 1.1 | 1 | 2 | 2  | 1  | 0  |
| Jackson   | 0.2 | 1 | 0 | 0  | 0  | 0  |
| Romero    | 1.0 | 1 | 0 | 0  | 1  | 0  |
| Hawkins   | 1.0 | 0 | 0 | 0  | 0  | 2  |

Reed pitched to 1 batter in the 6th

**WP** – Zito. T – 3:26. A – 55,932

**Umpires** – Joyce, Winters, McClelland, Culbreth, Crawford, Eddings

**Game 4 — October 5**  
**Minnesota 11, Oakland 2**

**Game 5 — October 6**  
**Minnesota 5, Oakland 4**

| Oakland       | ab        | r        | h        | bi       |
|---------------|-----------|----------|----------|----------|
| Durham dh     | 4         | 0        | 0        | 0        |
| Hatteberg 1b  | 3         | 1        | 1        | 0        |
| Tejada ss     | 4         | 1        | 1        | 2        |
| Chavez 3b     | 4         | 0        | 1        | 0        |
| Dye rf        | 3         | 0        | 3        | 0        |
| Mabry rf      | 1         | 0        | 0        | 0        |
| Justice lf    | 3         | 0        | 0        | 0        |
| Piatt lf      | 1         | 0        | 1        | 0        |
| Ellis 2b      | 3         | 0        | 0        | 0        |
| Myers c       | 1         | 0        | 0        | 0        |
| Long cf       | 3         | 0        | 0        | 0        |
| Byrnes ph     | 1         | 0        | 0        | 0        |
| Hernandez c   | 3         | 0        | 0        | 0        |
| Velarde 2b    | 0         | 0        | 0        | 0        |
| <b>Totals</b> | <b>34</b> | <b>2</b> | <b>7</b> | <b>2</b> |

| Minnesota       | ab        | r         | h         | bi       |
|-----------------|-----------|-----------|-----------|----------|
| Jones lf        | 3         | 2         | 1         | 0        |
| Kielty ph-rf    | 1         | 0         | 0         | 0        |
| Guzman ss       | 5         | 1         | 0         | 1        |
| Koskie 3b       | 4         | 1         | 1         | 1        |
| Ortiz dh        | 3         | 0         | 2         | 1        |
| LeCroy ph       | 2         | 0         | 0         | 0        |
| Hunter cf       | 4         | 2         | 2         | 1        |
| Mientkiewicz 1b | 4         | 2         | 3         | 3        |
| Cuddyer rf      | 3         | 0         | 0         | 0        |
| Mohr rf-lf      | 1         | 0         | 1         | 0        |
| Pierzynski c    | 3         | 2         | 1         | 0        |
| Rivas 2b        | 4         | 1         | 1         | 0        |
| <b>Totals</b>   | <b>37</b> | <b>11</b> | <b>12</b> | <b>7</b> |

| Minnesota       | ab        | r        | h         | bi       |
|-----------------|-----------|----------|-----------|----------|
| Jones lf        | 5         | 0        | 0         | 0        |
| Guzman ss       | 5         | 2        | 3         | 0        |
| Koskie 3b       | 4         | 0        | 0         | 0        |
| LeCroy dh       | 3         | 1        | 2         | 1        |
| Ortiz ph        | 2         | 0        | 1         | 1        |
| Hunter cf       | 5         | 0        | 1         | 0        |
| Mientkiewicz 1b | 4         | 0        | 0         | 0        |
| Cuddyer rf      | 2         | 0        | 2         | 0        |
| Mohr rf         | 0         | 1        | 0         | 0        |
| Pierzynski c    | 4         | 1        | 1         | 2        |
| Hocking 2b      | 4         | 0        | 2         | 1        |
| <b>Totals</b>   | <b>38</b> | <b>5</b> | <b>12</b> | <b>5</b> |

| Oakland       | ab        | r        | h         | bi       |
|---------------|-----------|----------|-----------|----------|
| Durham dh     | 5         | 1        | 3         | 1        |
| Hatteberg 1b  | 3         | 0        | 1         | 0        |
| Piatt ph      | 1         | 0        | 0         | 0        |
| Myers c       | 0         | 0        | 0         | 0        |
| Tejada ss     | 4         | 0        | 0         | 0        |
| Chavez 3b     | 4         | 0        | 2         | 0        |
| Dye rf        | 4         | 1        | 1         | 0        |
| Justice lf    | 4         | 1        | 1         | 0        |
| Ellis 2b      | 4         | 1        | 2         | 3        |
| Long cf       | 4         | 0        | 0         | 0        |
| Hernandez c   | 2         | 0        | 0         | 0        |
| Velarde ph-1b | 2         | 0        | 1         | 0        |
| <b>Totals</b> | <b>37</b> | <b>4</b> | <b>11</b> | <b>4</b> |

|           |     |     |     |   |    |   |
|-----------|-----|-----|-----|---|----|---|
| Minnesota | 011 | 000 | 003 | 5 | 12 | 0 |
| Oakland   | 001 | 000 | 003 | 4 | 11 | 0 |

|           |     |     |     |    |    |   |
|-----------|-----|-----|-----|----|----|---|
| Oakland   | 002 | 000 | 000 | 2  | 7  | 2 |
| Minnesota | 002 | 700 | 20x | 11 | 12 | 0 |

E — Tejada, Hatteberg. **LOB** — Oakland 6, Minnesota 5. **2B** — Hatteberg, Jones, Ortiz, Dye, Hunter, Rivas, Piatt. **HR** — Tejada, Mientkiewicz.

| Oakland    | ip  | h | r | er | bb | so |
|------------|-----|---|---|----|----|----|
| Hudson (L) | 3.1 | 5 | 7 | 2  | 2  | 4  |
| Lilly      | 3.1 | 7 | 4 | 4  | 0  | 2  |
| Bowie      | 1.1 | 0 | 0 | 0  | 0  | 3  |

| Minnesota  | ip  | h | r | er | bb | so |
|------------|-----|---|---|----|----|----|
| Milton (W) | 7.0 | 6 | 2 | 2  | 1  | 3  |
| Lohse      | 2.0 | 1 | 0 | 0  | 0  | 3  |

**HBP** — by Hudson (Jones). **WP** — Hudson, Lilly.  
**T** — 3:20. **A** — 55,960  
**Umpires** — Winters, McClelland, Culbreth, Crawford, Eddings, Joyce.

**DP** — Minnesota 1. **LOB** — Minnesota 9, Oakland 6. **2B** — Guzman 2, Hunter, Hocking, LeCroy, Justice. **HR** — Durham, Pierzynski, Ellis. **SB** — Durham, Guzman.

| Minnesota | ip  | h | r | er | bb | so |
|-----------|-----|---|---|----|----|----|
| Radke (W) | 6.2 | 6 | 1 | 1  | 0  | 4  |
| Romero    | 1.0 | 1 | 0 | 0  | 0  | 1  |
| Hawkins   | 0.1 | 0 | 0 | 0  | 0  | 1  |
| Guardado  | 1.0 | 4 | 3 | 3  | 0  | 0  |

| Oakland    | ip  | h | r | er | bb | so |
|------------|-----|---|---|----|----|----|
| Mulder (L) | 7.0 | 9 | 2 | 2  | 1  | 9  |
| Bradford   | 1.0 | 0 | 0 | 0  | 0  | 0  |
| Koch       | 1.0 | 3 | 3 | 3  | 2  | 2  |

**WP** — Mulder. **T** — 3:23. **A** — 32,146.  
**Umpires** — West, Diaz, Davis, Meriwether, Marquez, Cousins.

## 2003 ALDS

The A's reach the postseason for the fourth consecutive season, facing Boston in the ALDS. However, the A's lose in five games for the fourth straight year. The A's hit .213 in the series and outscore the Red Sox 18-17. Eric Byrnes leads the A's with a .462 batting average. The A's pitching staff records a 2.98 ERA and Ted Lilly does not allow a run in 9.0 innings.

The A's win Game 1 in 12 innings as Ramon Hernandez has a bases loaded two-out bunt single in the bottom of the 12th for a 5-4 win. Erubiel Durazo sends the game into extra innings with a two-out RBI single in the bottom of the ninth. Oakland takes a 2-0 lead in the series with a 5-1 win in Game 2. The A's score all five of their runs in the second inning, highlighted by a Hernandez RBI single and an Eric Byrnes two-run double. Barry Zito allows one run on five hits in 7.0 innings and strikes out nine for the win. The series moves to Boston for Game 3 and the Sox win 3-1 in 11 innings on a two-run pinch-hit home run by Trot Nixon. The A's trail 1-0 after five innings before tying the game with a run in the sixth inning, an inning in which Byrnes is tagged out when he fails to touch home and Miguel Tejada is tagged out between third and home when he stops after being obstructed. The A's lose Game 4, 5-4, as starting pitcher Tim Hudson is injured after one inning. The A's lead 4-2 entering the bottom of the sixth but Boston scores a run in the sixth and two more in the eighth off Keith Foulke for the win. Barry Zito has a two-hit shutout after five innings in Game 5 but the Red Sox score four times in the sixth inning off him for a 4-3 win.

### FINAL STATISTICS

| PLAYER        | AVG         | G        | AB         | R         | H         | TB        | 2B       | 3B       | HR       | RBI       | SH       | SF       | HP       | BB        | IBB      | SO        | SB       | CS       | DP       | E        | SLG         | OBP         |
|---------------|-------------|----------|------------|-----------|-----------|-----------|----------|----------|----------|-----------|----------|----------|----------|-----------|----------|-----------|----------|----------|----------|----------|-------------|-------------|
| Byrnes        | .462        | 5        | 13         | 2         | 6         | 7         | 1        | 0        | 0        | 2         | 0        | 0        | 0        | 0         | 0        | 5         | 1        | 0        | 0        | 0        | .538        | .462        |
| Chavez        | .045        | 5        | 22         | 1         | 1         | 2         | 1        | 0        | 0        | 0         | 0        | 0        | 0        | 1         | 1        | 3         | 1        | 0        | 0        | 2        | .091        | .087        |
| Durazo        | .238        | 5        | 21         | 3         | 5         | 7         | 2        | 0        | 0        | 3         | 0        | 0        | 0        | 3         | 0        | 4         | 0        | 0        | 0        | 0        | .333        | .333        |
| Dye           | .231        | 4        | 13         | 2         | 3         | 6         | 0        | 0        | 1        | 3         | 0        | 0        | 1        | 0         | 0        | 2         | 0        | 0        | 0        | 0        | .462        | .286        |
| Ellis         | .118        | 5        | 17         | 2         | 2         | 2         | 0        | 0        | 0        | 0         | 0        | 0        | 1        | 4         | 0        | 7         | 0        | 0        | 0        | 1        | .118        | .318        |
| Guillen       | .455        | 4        | 11         | 1         | 5         | 6         | 1        | 0        | 0        | 1         | 0        | 0        | 0        | 3         | 0        | 2         | 0        | 0        | 0        | 0        | .545        | .571        |
| Hatteberg     | .176        | 5        | 17         | 3         | 3         | 3         | 0        | 0        | 0        | 0         | 0        | 0        | 0        | 5         | 0        | 3         | 0        | 0        | 0        | 0        | .176        | .364        |
| Hernandez     | .200        | 4        | 15         | 1         | 3         | 3         | 0        | 0        | 0        | 2         | 1        | 0        | 1        | 2         | 0        | 1         | 0        | 0        | 0        | 1        | .200        | .333        |
| Long          | .250        | 4        | 8          | 0         | 2         | 2         | 0        | 0        | 0        | 0         | 0        | 0        | 0        | 1         | 1        | 3         | 0        | 0        | 0        | 0        | .250        | .333        |
| McMillon      | .167        | 3        | 6          | 0         | 1         | 1         | 0        | 0        | 0        | 1         | 0        | 0        | 0        | 1         | 0        | 1         | 0        | 0        | 0        | 0        | .167        | .286        |
| Melhuse       | .600        | 2        | 5          | 1         | 3         | 5         | 0        | 1        | 0        | 1         | 0        | 0        | 0        | 0         | 0        | 1         | 0        | 0        | 0        | 0        | 1.000       | .600        |
| Menechino     | -           | 1        | 0          | 0         | 0         | 0         | 0        | 0        | 0        | 0         | 0        | 0        | 0        | 0         | 0        | 0         | 0        | 0        | 0        | 0        | -           | -           |
| Singleton     | .286        | 2        | 7          | 2         | 2         | 4         | 2        | 0        | 0        | 0         | 0        | 0        | 1        | 1         | 0        | 1         | 1        | 0        | 0        | 0        | .571        | .444        |
| Tejada        | .087        | 5        | 23         | 0         | 2         | 3         | 1        | 0        | 0        | 2         | 0        | 0        | 0        | 0         | 0        | 4         | 0        | 0        | 0        | 1        | .130        | .087        |
| <b>Totals</b> | <b>.213</b> | <b>5</b> | <b>178</b> | <b>18</b> | <b>38</b> | <b>51</b> | <b>8</b> | <b>1</b> | <b>1</b> | <b>15</b> | <b>1</b> | <b>0</b> | <b>4</b> | <b>21</b> | <b>2</b> | <b>37</b> | <b>3</b> | <b>0</b> | <b>0</b> | <b>5</b> | <b>.287</b> | <b>.310</b> |

| PITCHER       | W        | L        | ERA         | G        | GS       | CG       | GF       | SHO      | SV       | IP          | H         | R         | ER        | HR       | HB       | BB        | IBB      | SO        | WP       | BK       | AVG         |
|---------------|----------|----------|-------------|----------|----------|----------|----------|----------|----------|-------------|-----------|-----------|-----------|----------|----------|-----------|----------|-----------|----------|----------|-------------|
| Bradford      | 0        | 0        | 0.00        | 4        | 0        | 0        | 0        | 0        | 0        | 3.2         | 4         | 0         | 0         | 0        | 0        | 2         | 2        | 5         | 0        | 0        | .286        |
| Foulke        | 0        | 1        | 3.60        | 3        | 0        | 0        | 2        | 0        | 0        | 5.0         | 4         | 2         | 2         | 0        | 0        | 2         | 1        | 3         | 0        | 0        | .211        |
| Harden        | 1        | 1        | 13.50       | 2        | 0        | 0        | 2        | 0        | 0        | 1.1         | 2         | 2         | 2         | 1        | 0        | 2         | 1        | 1         | 1        | 0        | .333        |
| Hudson        | 0        | 0        | 3.52        | 2        | 2        | 0        | 0        | 0        | 0        | 7.2         | 10        | 3         | 3         | 2        | 0        | 1         | 0        | 6         | 0        | 0        | .323        |
| Lilly         | 0        | 0        | 0.00        | 2        | 1        | 0        | 0        | 0        | 0        | 9.0         | 2         | 1         | 0         | 0        | 0        | 1         | 2        | 0         | 7        | 0        | .065        |
| Mecir         | 0        | 0        | 0.00        | 1        | 0        | 0        | 0        | 0        | 0        | 0.2         | 1         | 0         | 0         | 0        | 0        | 1         | 1        | 0         | 0        | 0        | .333        |
| Rincon        | 0        | 0        | 4.50        | 4        | 0        | 0        | 1        | 0        | 0        | 4.0         | 4         | 2         | 2         | 2        | 0        | 1         | 0        | 3         | 0        | 0        | .267        |
| Sparks        | 0        | 0        | 4.50        | 1        | 0        | 0        | 0        | 0        | 0        | 4.0         | 2         | 2         | 2         | 1        | 0        | 3         | 0        | 1         | 0        | 0        | .143        |
| Zito          | 1        | 1        | 3.46        | 2        | 2        | 0        | 0        | 0        | 0        | 13.0        | 9         | 5         | 5         | 2        | 1        | 4         | 0        | 13        | 0        | 0        | .191        |
| <b>Totals</b> | <b>2</b> | <b>3</b> | <b>2.98</b> | <b>5</b> | <b>5</b> | <b>0</b> | <b>5</b> | <b>0</b> | <b>0</b> | <b>48.1</b> | <b>38</b> | <b>17</b> | <b>16</b> | <b>8</b> | <b>2</b> | <b>18</b> | <b>5</b> | <b>39</b> | <b>1</b> | <b>0</b> | <b>.211</b> |



**Game 1 — October 1**  
Oakland 5, Boston 4 (12)

**Game 2 — October 2**  
Oakland 5, Boston 1

**Game 3 — October 4**  
Boston 3, Oakland 1 (11)

| Boston         | ab        | r        | h         | bi       |
|----------------|-----------|----------|-----------|----------|
| Damon cf       | 5         | 0        | 1         | 0        |
| GarciaParra ss | 5         | 1        | 2         | 0        |
| Walker 2b      | 5         | 2        | 4         | 3        |
| Jackson 2b     | 1         | 0        | 0         | 0        |
| Ramirez lf     | 5         | 0        | 0         | 0        |
| Ortiz dh       | 5         | 0        | 0         | 0        |
| Millar 1b      | 6         | 0        | 2         | 0        |
| Mueller 3b     | 5         | 0        | 1         | 0        |
| Nixon rf       | 3         | 0        | 0         | 0        |
| McCarthy ph    | 0         | 0        | 0         | 0        |
| Brown ph-ff    | 1         | 0        | 0         | 0        |
| Kapler ph-ff   | 2         | 0        | 0         | 0        |
| Varitek c      | 3         | 1        | 2         | 1        |
| <b>Totals</b>  | <b>46</b> | <b>4</b> | <b>12</b> | <b>4</b> |

| Oakland       | ab        | r        | h        | bi       |
|---------------|-----------|----------|----------|----------|
| Ellis 2b      | 4         | 1        | 1        | 0        |
| Durazo dh     | 4         | 1        | 2        | 3        |
| Chavez 3b     | 6         | 1        | 0        | 0        |
| Tejada ss     | 6         | 0        | 1        | 1        |
| Hatteberg 1b  | 4         | 0        | 0        | 0        |
| Guillen lf    | 3         | 0        | 1        | 0        |
| Long ph-ff-ff | 2         | 0        | 0        | 0        |
| Hernandez c   | 4         | 0        | 2        | 1        |
| Dye rf        | 3         | 0        | 0        | 0        |
| McMillon ph   | 0         | 0        | 0        | 0        |
| Byrnes pr-lf  | 1         | 1        | 0        | 0        |
| Singleton cf  | 4         | 1        | 1        | 0        |
| <b>Totals</b> | <b>41</b> | <b>5</b> | <b>8</b> | <b>5</b> |

Boston 100 010 200 000 412 2  
Oakland 003 000 001 001 5 8 0

**E** – Martinez, Walker. **DP** – Boston 1, Oakland 1. **LOB** – Boston 13, Oakland 12. **2B** – Singleton, Durazo, Mueller. **HR** – Walker 2, Varitek. **SB** – Damon, Singleton, Chavez.

| Boston         | ip        | h        | r        | er        | bb        | so        |
|----------------|-----------|----------|----------|-----------|-----------|-----------|
| Martinez       | 7.0       | 6        | 3        | 3         | 4         | 3         |
| Timlin         | 1.0       | 0        | 0        | 0         | 0         | 2         |
| Kim            | 0.2       | 0        | 1        | 1         | 1         | 1         |
| Embree         | 0.1       | 1        | 0        | 0         | 0         | 0         |
| Williamson     | 1.0       | 0        | 0        | 0         | 1         | 2         |
| Lowe (L)       | 1.2       | 1        | 1        | 1         | 4         | 2         |
| <b>Oakland</b> | <b>ip</b> | <b>h</b> | <b>r</b> | <b>er</b> | <b>bb</b> | <b>so</b> |
| Hudson         | 6.2       | 10       | 3        | 3         | 1         | 5         |
| Rincon         | 0.2       | 2        | 1        | 1         | 1         | 1         |
| Bradford       | 0.2       | 0        | 0        | 0         | 1         | 1         |
| Foulke         | 3.0       | 0        | 0        | 0         | 2         | 3         |
| Harden (W)     | 1.0       | 0        | 0        | 0         | 2         | 1         |

**HBP** – by Kim (Singleton). **WP** – Harden  
**T** – 4:37. **A** – 50,606.

**Umpires** – Marsh, Cooper, Bell, Darling, Welke, Gibson

| Boston         | ab        | r        | h        | bi       |
|----------------|-----------|----------|----------|----------|
| Damon cf       | 4         | 0        | 2        | 1        |
| GarciaParra ss | 3         | 0        | 1        | 0        |
| Walker 2b      | 4         | 0        | 0        | 0        |
| Ramirez lf     | 3         | 0        | 1        | 0        |
| Ortiz dh       | 4         | 0        | 0        | 0        |
| Millar 1b      | 4         | 0        | 0        | 0        |
| Mueller 3b     | 4         | 0        | 1        | 0        |
| Kapler rf      | 3         | 0        | 0        | 0        |
| Varitek ph     | 1         | 0        | 0        | 0        |
| Mirabelli c    | 3         | 1        | 1        | 0        |
| <b>Totals</b>  | <b>33</b> | <b>1</b> | <b>6</b> | <b>1</b> |

| Oakland       | ab        | r        | h        | bi       |
|---------------|-----------|----------|----------|----------|
| Ellis 2b      | 2         | 1        | 0        | 0        |
| Durazo dh     | 4         | 0        | 1        | 0        |
| Chavez 3b     | 4         | 0        | 0        | 0        |
| Tejada ss     | 4         | 0        | 0        | 0        |
| Hatteberg 1b  | 4         | 0        | 1        | 0        |
| Guillen lf    | 1         | 1        | 0        | 0        |
| Long lf       | 1         | 0        | 1        | 0        |
| Hernandez c   | 4         | 1        | 1        | 1        |
| Dye rf        | 3         | 1        | 0        | 0        |
| Byrnes cf     | 4         | 1        | 2        | 2        |
| <b>Totals</b> | <b>31</b> | <b>5</b> | <b>6</b> | <b>3</b> |

Boston 001 000 000 1 6 1  
Oakland 050 000 00x 5 6 0

**E** – Walker. **LOB** – Boston 7, Oakland 7. **2B** – Byrnes, Mirabelli, Damon.

| Boston         | ip        | h        | r        | er        | bb        | so        |
|----------------|-----------|----------|----------|-----------|-----------|-----------|
| Wakefield (L)  | 6.0       | 4        | 5        | 3         | 3         | 7         |
| Embree         | 1.0       | 0        | 0        | 0         | 0         | 0         |
| Williamson     | 1.0       | 2        | 0        | 0         | 0         | 1         |
| <b>Oakland</b> | <b>ip</b> | <b>h</b> | <b>r</b> | <b>er</b> | <b>bb</b> | <b>so</b> |
| Zito (W)       | 7.0       | 5        | 1        | 1         | 2         | 9         |
| Bradford       | 1.0       | 0        | 0        | 0         | 0         | 1         |
| Foulke         | 1.0       | 1        | 0        | 0         | 0         | 0         |

**HBP** – by Wakefield (Dye, Ellis). **PB** – Mirabelli.

**T** – 2:37. **A** – 36,305.

**Umpires** – Cooper, Bell, Darling, Welke, Gibson, Marsh

| Oakland       | ab        | r        | h        | bi       |
|---------------|-----------|----------|----------|----------|
| McMillon lf   | 5         | 0        | 0        | 0        |
| Durazo dh     | 4         | 1        | 0        | 0        |
| Tejada ss     | 5         | 0        | 0        | 0        |
| Chavez 3b     | 4         | 0        | 0        | 0        |
| Hernandez c   | 5         | 0        | 0        | 0        |
| Hatteberg 1b  | 4         | 0        | 1        | 0        |
| Ellis 2b      | 4         | 0        | 1        | 0        |
| Long rf       | 4         | 0        | 1        | 0        |
| Byrnes cf     | 4         | 0        | 3        | 0        |
| <b>Totals</b> | <b>39</b> | <b>1</b> | <b>6</b> | <b>0</b> |

| Boston         | ab        | r        | h        | bi       |
|----------------|-----------|----------|----------|----------|
| Damon cf       | 4         | 0        | 1        | 0        |
| GarciaParra ss | 4         | 0        | 2        | 0        |
| Mueller 3b     | 5         | 0        | 0        | 0        |
| Ramirez lf     | 4         | 0        | 0        | 0        |
| Ortiz dh       | 4         | 0        | 0        | 0        |
| Millar 1b      | 4         | 0        | 1        | 0        |
| Varitek c      | 4         | 1        | 1        | 0        |
| Brown pr       | 0         | 0        | 0        | 0        |
| Mirabelli c    | 1         | 1        | 1        | 0        |
| Kapler rf      | 4         | 0        | 0        | 0        |
| Nixon ph       | 1         | 1        | 1        | 2        |
| Jackson 2b     | 3         | 0        | 0        | 0        |
| Walker ph-2b   | 1         | 0        | 0        | 0        |
| <b>Totals</b>  | <b>39</b> | <b>3</b> | <b>7</b> | <b>2</b> |

Oakland 000 001 000 00 1 6 4  
Boston 010 000 000 02 3 7 2

**E** – Tejada, Chavez 2, Hernandez, Lowe, GarciaParra. **DP** – Oakland 2. **LOB** – Oakland 7, Boston 10. **2B** – Damon. **HR** – Nixon. **SB** – Byrnes, GarciaParra.

| Oakland        | ip        | h        | r        | er        | bb        | so        |
|----------------|-----------|----------|----------|-----------|-----------|-----------|
| Lilly          | 7.0       | 2        | 1        | 0         | 2         | 5         |
| Bradford       | 1.2       | 2        | 0        | 0         | 1         | 2         |
| Rincon         | 0.2       | 0        | 0        | 0         | 0         | 1         |
| Mecir          | 0.2       | 1        | 0        | 0         | 1         | 0         |
| Harden (L)     | 0.1       | 2        | 2        | 2         | 0         | 0         |
| <b>Boston</b>  | <b>ip</b> | <b>h</b> | <b>r</b> | <b>er</b> | <b>bb</b> | <b>so</b> |
| Lowe           | 7.0       | 6        | 1        | 0         | 2         | 2         |
| Timlin         | 3.0       | 0        | 0        | 0         | 0         | 3         |
| Williamson (W) | 1.0       | 0        | 0        | 0         | 0         | 2         |

**HBP** – by Lilly (Damon). **T** – 3:42. **A** – 35,460.

**Umpires** – Emmel, Davis, Joyce, Welke, Montague, Barrett

**Game 4 — October 5**  
**Boston 5, Oakland 4**

**Game 5 — October 6**  
**Boston 4, Oakland 3**

| Oakland       | ab        | r        | h         | bi       |
|---------------|-----------|----------|-----------|----------|
| Ellis 2b      | 4         | 0        | 0         | 0        |
| Durazo dh     | 5         | 0        | 1         | 0        |
| Chavez 3b     | 4         | 0        | 1         | 0        |
| Tejada ss     | 4         | 0        | 0         | 0        |
| Hatteberg 1b  | 3         | 2        | 1         | 0        |
| Guillen lf    | 4         | 0        | 2         | 0        |
| Melhuse c     | 4         | 1        | 3         | 1        |
| Dye rf        | 4         | 1        | 2         | 3        |
| Byrnes cf     | 4         | 0        | 1         | 0        |
| <b>Totals</b> | <b>36</b> | <b>4</b> | <b>11</b> | <b>4</b> |

| Boston         | ab        | r        | h        | bi       |
|----------------|-----------|----------|----------|----------|
| Damon cf       | 4         | 1        | 1        | 2        |
| GarciaParra ss | 4         | 1        | 1        | 0        |
| Walker 2b      | 4         | 1        | 1        | 1        |
| Jackson 2b     | 0         | 0        | 0        | 0        |
| Ramirez lf     | 4         | 1        | 2        | 0        |
| Ortiz dh       | 4         | 0        | 1        | 2        |
| Brown pr       | 0         | 0        | 0        | 0        |
| Millar 1b      | 3         | 0        | 0        | 0        |
| Nixon rf       | 2         | 0        | 1        | 0        |
| Mueller 3b     | 2         | 0        | 0        | 0        |
| Varitek c      | 3         | 1        | 0        | 0        |
| <b>Totals</b>  | <b>30</b> | <b>5</b> | <b>7</b> | <b>5</b> |

|         |     |     |     |   |    |   |
|---------|-----|-----|-----|---|----|---|
| Oakland | 010 | 003 | 000 | 4 | 11 | 1 |
| Boston  | 002 | 001 | 02x | 5 | 7  | 0 |

**E** – Ellis. **DP** - Oakland 1, Boston 1. **LOB** – Oakland 7, Boston 4. **2B** – Chavez, GarciaParra, Ortiz. **3B** - Melhuse. **HR** - Damon, Dye, Walker.

| Oakland        | ip        | h        | r        | er        | bb        | so        |
|----------------|-----------|----------|----------|-----------|-----------|-----------|
| Hudson         | 1.0       | 0        | 0        | 0         | 0         | 1         |
| Sparks         | 4.0       | 2        | 2        | 2         | 3         | 1         |
| Rincon         | 2.0       | 2        | 1        | 1         | 0         | 0         |
| Foulke (L)     | 1.0       | 3        | 2        | 2         | 0         | 0         |
| <b>Boston</b>  | <b>ip</b> | <b>h</b> | <b>r</b> | <b>er</b> | <b>bb</b> | <b>so</b> |
| Burke          | 5.1       | 9        | 4        | 4         | 2         | 1         |
| Wakefield      | 1.2       | 2        | 0        | 0         | 0         | 0         |
| Williamson (W) | 2.0       | 0        | 0        | 0         | 0         | 3         |

**T** – 3:02. **A** – 35,048  
**Umpires** – Davis, Joyce, Welke, Montague, Barrett, Emmel

| Boston         | ab        | r        | h        | bi       |
|----------------|-----------|----------|----------|----------|
| Damon cf       | 2         | 1        | 1        | 0        |
| Brown ph-cf    | 1         | 0        | 0        | 0        |
| GarciaParra ss | 4         | 0        | 0        | 0        |
| Walker 2b      | 2         | 1        | 0        | 0        |
| Jackson 2b     | 1         | 0        | 0        | 0        |
| Ramirez lf     | 4         | 1        | 1        | 3        |
| Ortiz dh       | 4         | 0        | 1        | 0        |
| Kapler pr      | 0         | 0        | 0        | 0        |
| Millar 1b      | 4         | 0        | 2        | 0        |
| Mueller 3b     | 3         | 0        | 0        | 0        |
| Nixon rf       | 4         | 0        | 0        | 0        |
| Varitek c      | 3         | 1        | 1        | 1        |
| <b>Totals</b>  | <b>32</b> | <b>4</b> | <b>6</b> | <b>4</b> |

| Oakland         | ab        | r        | h        | bi       |
|-----------------|-----------|----------|----------|----------|
| Ellis 2b        | 3         | 0        | 0        | 0        |
| McMillon ph     | 1         | 0        | 1        | 1        |
| Menechino pr-2b | 0         | 0        | 0        | 0        |
| Long ph         | 1         | 0        | 0        | 0        |
| Durazo dh       | 4         | 1        | 1        | 0        |
| Chavez 3b       | 4         | 0        | 0        | 0        |
| Tejada ss       | 4         | 0        | 1        | 1        |
| Hatteberg 1b    | 2         | 1        | 0        | 0        |
| Byrnes pr       | 0         | 0        | 0        | 0        |
| Guillen lf      | 3         | 0        | 2        | 1        |
| Hernandez c     | 2         | 0        | 0        | 0        |
| Dye rf          | 3         | 0        | 1        | 0        |
| Melhuse ph      | 1         | 0        | 0        | 0        |
| Singleton cf    | 3         | 1        | 1        | 0        |
| <b>Totals</b>   | <b>31</b> | <b>3</b> | <b>7</b> | <b>3</b> |

|         |     |     |     |   |   |   |
|---------|-----|-----|-----|---|---|---|
| Boston  | 000 | 004 | 000 | 4 | 6 | 0 |
| Oakland | 000 | 101 | 010 | 3 | 7 | 0 |

**DP** – Boston 1. **LOB** – Boston 4, Oakland 7. **2B** – Guillen, Durazo, Tejada, Singleton. **HR** - Varitek, Ramirez. **SH** - Hernandez. **SB** – Damon.

| Boston         | ip        | h        | r        | er        | bb        | so        |
|----------------|-----------|----------|----------|-----------|-----------|-----------|
| Martinez (W)   | 7.0       | 7        | 3        | 3         | 1         | 6         |
| Embree         | 0.2       | 0        | 0        | 0         | 0         | 0         |
| Timlin         | 0.1       | 0        | 0        | 0         | 0         | 0         |
| Williamson     | 0.0       | 0        | 0        | 0         | 2         | 0         |
| Lowe (S)       | 1.0       | 0        | 0        | 0         | 1         | 2         |
| <b>Oakland</b> | <b>ip</b> | <b>h</b> | <b>r</b> | <b>er</b> | <b>bb</b> | <b>so</b> |
| Zito (L)       | 6.0       | 4        | 4        | 4         | 2         | 4         |
| Lilly          | 2.0       | 0        | 0        | 0         | 0         | 2         |
| Bradford       | 0.1       | 2        | 0        | 0         | 0         | 1         |
| Rincon         | 0.2       | 0        | 0        | 0         | 0         | 1         |

**HBP** – by Martinez (Hernandez), by Zito (Walker). **T** – 3:05. **A** – 49,397.  
**Umpires** – Welke, Gibson, Marsh, Cooper, Bell, Darling

## 2006 ALDS

The A's returned to postseason play for the fifth time in seven years and won a postseason series for the first time since the 1990 ALCS by sweeping Minnesota three games to none in the ALDS. They snap a six-series postseason losing streak and a nine-game losing streak in potential postseason clinching games, which was the longest such streak in Major League history. The A's batted .245 in the series and compiled a 2.33 ERA while outscoring the Twins 16-7. Frank Thomas led the A's with a .500 batting average and two home runs and Marco Scutaro topped the club with six RBI.

The A's win Game 1 in Minnesota, 3-2 as Barry Zito allows just one run on four hits in eight innings for the win. Frank Thomas homers and Marco Scutaro adds a RBI double in the second inning and Zito takes a two-hit shutout into the seventh inning before allowing a home run to Rondell White. Thomas homers again in the ninth inning for an important insurance run as Huston Street allows a run in the bottom of the ninth but gets the save. The A's win Game 2 by a 5-2 score. Oakland scores twice in the fifth inning on a Scutaro RBI double and a Jason Kendall RBI single, but Esteban Loaiza allows back-to-back home runs to Michael Cuddyer and Justin Morneau in the sixth inning. Mark Kotsay then hits a two-run inside-the-park home run in the seventh inning to give the A's the lead for good. The series moves to Oakland for Game 3 and the A's complete the sweep with an 8-3 win. Scutaro doubles twice and has four RBI and Milton Bradley and Eric Chavez homer. Dan Haren allows two runs in six innings for the win.

### FINAL STATISTICS

| PLAYER        | AVG         | G        | AB         | R         | H         | TB        | 2B       | 3B       | HR       | RBI       | SH       | SF       | HP       | BB       | IBB      | SO        | SB       | CS       | DP       | E        | SLG         | OBP         |
|---------------|-------------|----------|------------|-----------|-----------|-----------|----------|----------|----------|-----------|----------|----------|----------|----------|----------|-----------|----------|----------|----------|----------|-------------|-------------|
| Bradley       | .077        | 3        | 13         | 1         | 1         | 4         | 0        | 0        | 1        | 2         | 0        | 0        | 0        | 0        | 0        | 1         | 0        | 0        | 1        | 0        | .308        | .077        |
| Chavez        | .200        | 3        | 10         | 2         | 2         | 6         | 1        | 0        | 1        | 1         | 0        | 0        | 0        | 2        | 0        | 4         | 0        | 0        | 0        | 0        | .600        | .333        |
| Ellis         | .286        | 2        | 7          | 0         | 2         | 2         | 0        | 0        | 0        | 0         | 0        | 0        | 0        | 0        | 0        | 2         | 0        | 0        | 0        | 0        | .286        | .286        |
| Jimenez       | .000        | 2        | 4          | 0         | 0         | 0         | 0        | 0        | 0        | 0         | 0        | 0        | 0        | 0        | 0        | 1         | 0        | 0        | 0        | 0        | .000        | .000        |
| Kendall       | .214        | 3        | 14         | 1         | 3         | 4         | 1        | 0        | 0        | 1         | 0        | 0        | 0        | 0        | 0        | 4         | 0        | 0        | 0        | 1        | .286        | .214        |
| Kotsay        | .143        | 3        | 14         | 2         | 2         | 5         | 0        | 0        | 1        | 2         | 0        | 0        | 0        | 0        | 0        | 2         | 0        | 0        | 1        | 0        | .357        | .143        |
| Payton        | .333        | 3        | 12         | 3         | 4         | 4         | 0        | 0        | 0        | 0         | 0        | 0        | 0        | 0        | 0        | 1         | 0        | 0        | 0        | 0        | .333        | .333        |
| Scutaro       | .333        | 3        | 12         | 1         | 4         | 8         | 4        | 0        | 0        | 6         | 0        | 0        | 0        | 0        | 0        | 1         | 0        | 0        | 0        | 0        | .667        | .333        |
| Swisher       | .300        | 3        | 10         | 3         | 3         | 5         | 2        | 0        | 0        | 1         | 0        | 0        | 0        | 2        | 0        | 2         | 0        | 0        | 0        | 0        | .500        | .417        |
| Thomas        | .500        | 3        | 10         | 3         | 5         | 12        | 1        | 0        | 2        | 2         | 0        | 0        | 0        | 2        | 1        | 1         | 0        | 0        | 0        | 0        | 1.200       | .583        |
| <b>Totals</b> | <b>.245</b> | <b>3</b> | <b>106</b> | <b>16</b> | <b>26</b> | <b>50</b> | <b>9</b> | <b>0</b> | <b>5</b> | <b>15</b> | <b>0</b> | <b>0</b> | <b>0</b> | <b>6</b> | <b>1</b> | <b>19</b> | <b>0</b> | <b>0</b> | <b>2</b> | <b>1</b> | <b>.472</b> | <b>.286</b> |

| PITCHER       | W        | L        | ERA         | G        | GS       | CG       | GF       | SHO      | SV       | IP          | H         | R        | ER       | HR       | HB       | BB       | IBB      | SO        | WP       | BK       | AVG         |
|---------------|----------|----------|-------------|----------|----------|----------|----------|----------|----------|-------------|-----------|----------|----------|----------|----------|----------|----------|-----------|----------|----------|-------------|
| Calero        | 1        | 0        | 0.00        | 1        | 0        | 0        | 0        | 0        | 0        | 1.0         | 0         | 0        | 0        | 0        | 0        | 1        | 0        | 1         | 0        | 0        | .000        |
| Duchscherer   | 0        | 0        | 2.25        | 2        | 0        | 0        | 0        | 0        | 0        | 4.0         | 1         | 1        | 1        | 1        | 0        | 0        | 0        | 4         | 0        | 0        | .077        |
| Haren         | 1        | 0        | 3.00        | 1        | 1        | 0        | 0        | 0        | 0        | 6.0         | 9         | 2        | 2        | 1        | 0        | 1        | 0        | 2         | 0        | 0        | .375        |
| Loaiza        | 0        | 0        | 3.60        | 1        | 1        | 0        | 0        | 0        | 0        | 5.0         | 8         | 2        | 2        | 2        | 0        | 0        | 0        | 2         | 0        | 0        | .348        |
| Street        | 0        | 0        | 3.00        | 3        | 0        | 0        | 3        | 0        | 2        | 3.0         | 4         | 1        | 1        | 0        | 0        | 1        | 0        | 1         | 0        | 0        | .333        |
| Zito          | 1        | 0        | 1.13        | 1        | 1        | 0        | 0        | 0        | 0        | 8.0         | 4         | 1        | 1        | 1        | 0        | 3        | 0        | 1         | 0        | 0        | .154        |
| <b>Totals</b> | <b>3</b> | <b>0</b> | <b>2.33</b> | <b>3</b> | <b>3</b> | <b>0</b> | <b>3</b> | <b>0</b> | <b>2</b> | <b>27.0</b> | <b>26</b> | <b>7</b> | <b>7</b> | <b>5</b> | <b>0</b> | <b>6</b> | <b>0</b> | <b>11</b> | <b>0</b> | <b>0</b> | <b>.257</b> |

**Game 1 — October 3**  
Oakland 3, Minnesota 2

**Game 2 — October 4**  
Oakland 5, Minnesota 2

**Game 3 — October 6**  
Oakland 8, Minnesota 3

| Oakland       | ab        | r        | h        | bi       |
|---------------|-----------|----------|----------|----------|
| Kendall c     | 4         | 0        | 0        | 0        |
| Kotsay cf     | 4         | 0        | 1        | 0        |
| Bradley rf    | 4         | 0        | 0        | 0        |
| Thomas dh     | 4         | 2        | 3        | 2        |
| Chavez 3b     | 4         | 0        | 0        | 0        |
| Payton lf     | 4         | 1        | 1        | 0        |
| Swisher 1b    | 3         | 0        | 1        | 0        |
| Scutaro ss    | 4         | 0        | 1        | 1        |
| Ellis 2b      | 3         | 0        | 0        | 0        |
| <b>Totals</b> | <b>34</b> | <b>3</b> | <b>7</b> | <b>3</b> |

| Minnesota     | ab        | r        | h        | bi       |
|---------------|-----------|----------|----------|----------|
| Castillo 2b   | 2         | 0        | 1        | 0        |
| Punto 3b      | 3         | 0        | 0        | 0        |
| Mauer c       | 3         | 0        | 0        | 0        |
| Cuddyer rf    | 4         | 1        | 1        | 0        |
| Morneau 1b    | 4         | 0        | 0        | 0        |
| Hunter cf     | 4         | 0        | 0        | 1        |
| White lf      | 4         | 1        | 2        | 1        |
| Nevin dh      | 3         | 0        | 0        | 0        |
| Bartlett ss   | 3         | 0        | 1        | 0        |
| <b>Totals</b> | <b>30</b> | <b>2</b> | <b>5</b> | <b>2</b> |

|           |     |     |     |   |   |   |
|-----------|-----|-----|-----|---|---|---|
| Oakland   | 020 | 000 | 001 | 3 | 7 | 0 |
| Minnesota | 000 | 000 | 101 | 2 | 5 | 2 |

E — Bartlett, Cuddyer. **DP** - Minnesota 1.  
**LOB** — Oakland 5, Minnesota 5. **2B** — Scutaro, White, Bartlett. **3B** — Cuddyer. **HR** - Thomas 2, White. **SH** — Punto. **CS** — Castillo.

| Oakland    | ip  | h | r | er | bb | so |
|------------|-----|---|---|----|----|----|
| Zito (W)   | 8.0 | 4 | 1 | 1  | 3  | 1  |
| Street (S) | 1.0 | 1 | 1 | 1  | 0  | 0  |
| Minnesota  | ip  | h | r | er | bb | so |
| Santana    | 8.0 | 5 | 2 | 2  | 1  | 8  |
| Crain      | 0.2 | 2 | 1 | 1  | 0  | 0  |
| Neshek     | 0.1 | 0 | 0 | 0  | 0  | 1  |

T — 2:19. **A** — 55,542.

**Umpires** — Marsh, Danley, Everitt, Rapuano, Tschida, Randazzo.

| Oakland       | ab        | r        | h         | bi       |
|---------------|-----------|----------|-----------|----------|
| Kendall c     | 5         | 1        | 2         | 1        |
| Kotsay cf     | 5         | 1        | 1         | 2        |
| Bradley rf    | 4         | 0        | 0         | 0        |
| Thomas dh     | 3         | 0        | 1         | 0        |
| Chavez 3b     | 4         | 0        | 0         | 0        |
| Payton lf     | 4         | 0        | 2         | 0        |
| Swisher 1b    | 4         | 2        | 2         | 0        |
| Scutaro ss    | 4         | 1        | 1         | 1        |
| Ellis 2b      | 4         | 0        | 2         | 0        |
| Jimenez 2b    | 0         | 0        | 0         | 0        |
| <b>Totals</b> | <b>37</b> | <b>5</b> | <b>11</b> | <b>4</b> |

| Minnesota     | ab        | r        | h        | bi       |
|---------------|-----------|----------|----------|----------|
| Castillo 2b   | 4         | 0        | 1        | 0        |
| Punto 3b      | 5         | 0        | 1        | 0        |
| Mauer c       | 4         | 0        | 1        | 0        |
| Cuddyer rf    | 4         | 1        | 2        | 1        |
| Morneau 1b    | 4         | 1        | 2        | 1        |
| Hunter cf     | 4         | 0        | 1        | 0        |
| White lf      | 4         | 0        | 0        | 0        |
| Tyner dh      | 3         | 0        | 0        | 0        |
| Bartlett ss   | 4         | 0        | 1        | 0        |
| <b>Totals</b> | <b>36</b> | <b>2</b> | <b>9</b> | <b>2</b> |

|           |     |     |     |   |    |   |
|-----------|-----|-----|-----|---|----|---|
| Oakland   | 000 | 020 | 201 | 5 | 11 | 0 |
| Minnesota | 000 | 002 | 000 | 2 | 9  | 0 |

**DP** - Minnesota 1. **LOB** — Oakland 6, Minnesota 9. **2B** — Kendall, Thomas, Swisher 2, Scutaro. **HR** - Kotsay, Cuddyer, Morneau. **SB** — Tyner.

| Oakland     | ip  | h | r | er | bb | so |
|-------------|-----|---|---|----|----|----|
| Loaiza      | 5.0 | 8 | 2 | 2  | 0  | 2  |
| Calero (W)  | 1.0 | 0 | 0 | 0  | 1  | 1  |
| Duchscherer | 2.0 | 0 | 0 | 0  | 0  | 3  |
| Street (S)  | 1.0 | 1 | 0 | 0  | 1  | 1  |
| Minnesota   | ip  | h | r | er | bb | so |
| Bonser      | 6.0 | 7 | 2 | 2  | 1  | 3  |
| Neshek (L)  | 0.2 | 1 | 1 | 1  | 0  | 0  |
| Reyes       | 0.1 | 1 | 1 | 1  | 0  | 0  |
| Rincon      | 1.1 | 1 | 1 | 1  | 0  | 3  |
| Nathan      | 0.2 | 1 | 0 | 0  | 0  | 1  |

Loaiza pitched to two batters in the 6th.  
**WP** — Nathan.

T — 3:02. **A** — 55,710

**Umpires** — Danley, Everitt, Rapuano, Tschida, Randazzo, Marsh.

| Minnesota     | ab        | r        | h         | bi       |
|---------------|-----------|----------|-----------|----------|
| Castillo 2b   | 5         | 0        | 1         | 0        |
| Punto 3b      | 4         | 0        | 1         | 0        |
| Mauer c       | 4         | 0        | 1         | 0        |
| Cuddyer rf    | 4         | 0        | 0         | 0        |
| Morneau 1b    | 4         | 2        | 3         | 1        |
| Hunter cf     | 3         | 1        | 2         | 1        |
| White lf      | 4         | 0        | 3         | 1        |
| Ford pr       | 0         | 0        | 0         | 0        |
| Tyner dh      | 3         | 0        | 0         | 0        |
| Bartlett ss   | 4         | 0        | 1         | 0        |
| <b>Totals</b> | <b>35</b> | <b>3</b> | <b>12</b> | <b>3</b> |

| Oakland       | ab        | r        | h        | bi       |
|---------------|-----------|----------|----------|----------|
| Kendall c     | 5         | 0        | 1        | 0        |
| Kotsay cf     | 5         | 1        | 0        | 0        |
| Bradley rf    | 5         | 1        | 1        | 2        |
| Thomas dh     | 3         | 1        | 1        | 0        |
| Chavez 3b     | 2         | 2        | 2        | 1        |
| Payton lf     | 4         | 2        | 1        | 0        |
| Swisher 1b    | 3         | 1        | 0        | 1        |
| Scutaro ss    | 4         | 0        | 2        | 4        |
| Jimenez 2b    | 4         | 0        | 0        | 0        |
| <b>Totals</b> | <b>35</b> | <b>8</b> | <b>8</b> | <b>8</b> |

|           |     |     |     |   |    |   |
|-----------|-----|-----|-----|---|----|---|
| Minnesota | 000 | 101 | 010 | 3 | 12 | 3 |
| Oakland   | 022 | 000 | 40x | 8 | 8  | 1 |

E — Bartlett, Morneau, Radke, Kendall. **DP** — Oakland 2. **LOB** — Minnesota 7, Oakland 7. **2B** — Morneau, Hunter, Chavez, Scutaro 2. **HR** - Morneau, Hunter, Bradley, Chavez. **SH** - Hunter.

| Minnesota   | ip  | h | r | er | bb | so |
|-------------|-----|---|---|----|----|----|
| Radke (L)   | 4.0 | 5 | 4 | 3  | 1  | 2  |
| Perkins     | 0.1 | 2 | 0 | 0  | 0  | 0  |
| Rincon      | 1.2 | 0 | 0 | 0  | 0  | 0  |
| Reyes       | 0.2 | 0 | 2 | 0  | 2  | 0  |
| Crain       | 0.1 | 1 | 2 | 0  | 1  | 1  |
| Guerrier    | 1.0 | 0 | 0 | 0  | 0  | 0  |
| Oakland     | ip  | h | r | er | bb | so |
| Haren (W)   | 6.0 | 9 | 2 | 2  | 1  | 2  |
| Duchscherer | 2.0 | 1 | 1 | 1  | 0  | 1  |
| Street      | 1.0 | 2 | 0 | 0  | 0  | 0  |

T — 2:55. **A** — 35,694.

**Umpires** — Everitt, Rapuano, Tschida, Randazzo, Marsh, Danley

## 2006 ALCS

The A's return to the American League Championship Series for the first time since 1992 and the 11th time overall, but are swept in four games by Detroit. The A's hit .221 in the series and score just nine runs in the four games. Milton Bradley drives in five of those runs and homers twice while batting a team leading .500. The A's pitching staff allows 22 runs for a 5.71 ERA.

The A's lose Game 1 in Oakland by a score of 5-1. Barry Zito takes the loss, allowing five runs on seven hits in 3 2/3 innings, but the A's bullpen blanks the Tigers the rest of the way. The A's are limited to a run on eight hits by four Detroit pitchers. Milton Bradley homers from both sides of the plate and is 4-for-5 with four RBI in Game 2 but the A's lose, 8-5. Esteban Loaiza allows seven runs on nine hits in six innings for the loss. The series moves to Detroit for Game 3 and Kenny Rogers and the Tigers bullpen shut out the A's on two hits, 3-0. Jason Kendall singles to start the game and Marco Scutaro has a one-out single in the fifth for the A's only hits. Rich Harden takes the loss, allowing three runs on five hits and five walks in 5 2/3 innings. The Tigers complete the sweep in Game 4 with a 6-3 win. Milton Bradley and Eric Chavez have RBI doubles in the first inning to give the A's a 2-0 lead and Jay Payton adds a solo home run in the fourth inning to make the score 3-0. Dan Haren shuts out Detroit on two hits over the first four innings before allowing two runs in the fifth and one in the sixth. The game remains tied at three entering the bottom of the ninth when Huston Street allows a two-out three-run home run to Magglio Ordonez for the loss.

### FINAL STATISTICS

| PLAYER        | AVG         | G        | AB         | R        | H         | TB        | 2B       | 3B       | HR       | RBI      | SH       | SF       | HP       | BB        | IBB      | SO        | SB       | CS       | DP       | E        | SLG         | OBP         |
|---------------|-------------|----------|------------|----------|-----------|-----------|----------|----------|----------|----------|----------|----------|----------|-----------|----------|-----------|----------|----------|----------|----------|-------------|-------------|
| Bradley       | .500        | 4        | 18         | 4        | 9         | 17        | 2        | 0        | 2        | 5        | 0        | 0        | 0        | 0         | 0        | 2         | 0        | 0        | 1        | 0        | .944        | .500        |
| Chavez        | .231        | 4        | 13         | 1        | 3         | 7         | 1        | 0        | 1        | 2        | 0        | 0        | 0        | 2         | 0        | 4         | 0        | 0        | 0        | 1        | .538        | .333        |
| Jimenez       | .167        | 4        | 12         | 0        | 2         | 2         | 0        | 0        | 0        | 0        | 0        | 0        | 0        | 0         | 0        | 2         | 0        | 0        | 1        | 2        | .167        | .167        |
| Kendall       | .294        | 4        | 17         | 0        | 5         | 5         | 0        | 0        | 0        | 0        | 0        | 0        | 0        | 2         | 0        | 2         | 0        | 0        | 0        | 0        | .294        | .368        |
| Kielty        | .000        | 2        | 2          | 0        | 0         | 0         | 0        | 0        | 0        | 0        | 0        | 0        | 0        | 0         | 0        | 0         | 0        | 0        | 1        | 0        | .000        | .000        |
| Kiger         | —           | 2        | 0          | 0        | 0         | 0         | 0        | 0        | 0        | 0        | 0        | 0        | 0        | 0         | 0        | 0         | 0        | 0        | 0        | 0        | —           | —           |
| Kotsay        | .250        | 4        | 16         | 3        | 4         | 6         | 2        | 0        | 0        | 0        | 0        | 0        | 0        | 2         | 0        | 3         | 0        | 0        | 2        | 0        | .375        | .333        |
| Melhuse       | .000        | 1        | 1          | 0        | 0         | 0         | 0        | 0        | 0        | 0        | 0        | 0        | 0        | 0         | 0        | 1         | 0        | 0        | 0        | 0        | .000        | .000        |
| Payton        | .286        | 4        | 14         | 1        | 4         | 9         | 2        | 0        | 1        | 2        | 0        | 0        | 0        | 1         | 0        | 2         | 0        | 0        | 0        | 0        | .643        | .333        |
| Scutaro       | .067        | 4        | 15         | 0        | 1         | 1         | 0        | 0        | 0        | 0        | 0        | 0        | 0        | 0         | 0        | 3         | 0        | 0        | 1        | 0        | .067        | .067        |
| Swisher       | .100        | 4        | 10         | 0        | 1         | 1         | 0        | 0        | 0        | 0        | 0        | 0        | 0        | 5         | 0        | 5         | 0        | 0        | 0        | 0        | .100        | .400        |
| Thomas        | .000        | 4        | 13         | 0        | 0         | 0         | 0        | 0        | 0        | 0        | 0        | 0        | 1        | 2         | 0        | 4         | 0        | 0        | 1        | 0        | .000        | .188        |
| <b>Totals</b> | <b>.221</b> | <b>4</b> | <b>131</b> | <b>9</b> | <b>29</b> | <b>48</b> | <b>7</b> | <b>0</b> | <b>4</b> | <b>9</b> | <b>0</b> | <b>0</b> | <b>1</b> | <b>14</b> | <b>0</b> | <b>28</b> | <b>0</b> | <b>0</b> | <b>7</b> | <b>3</b> | <b>.366</b> | <b>.301</b> |

| PITCHER       | W        | L        | ERA         | G        | GS       | CG       | GF       | SHO      | SV       | IP          | H         | R         | ER        | HR       | HB       | BB        | IBB      | SO        | WP       | BK       | AVG         |
|---------------|----------|----------|-------------|----------|----------|----------|----------|----------|----------|-------------|-----------|-----------|-----------|----------|----------|-----------|----------|-----------|----------|----------|-------------|
| Blanton       | 0        | 0        | 0.00        | 1        | 0        | 0        | 1        | 0        | 0        | 2.0         | 0         | 0         | 0         | 0        | 0        | 2         | 0        | 2         | 0        | 0        | .000        |
| Calero        | 0        | 0        | 0.00        | 3        | 0        | 0        | 1        | 0        | 0        | 2.0         | 3         | 0         | 0         | 0        | 0        | 1         | 0        | 1         | 0        | 0        | .333        |
| Gaudin        | 0        | 0        | 0.00        | 3        | 0        | 0        | 0        | 0        | 0        | 3.1         | 2         | 0         | 0         | 0        | 0        | 3         | 1        | 1         | 0        | 0        | .182        |
| Harden        | 0        | 1        | 4.76        | 1        | 1        | 0        | 0        | 0        | 0        | 5.2         | 5         | 3         | 3         | 1        | 0        | 5         | 0        | 4         | 0        | 0        | .238        |
| Haren         | 0        | 0        | 5.40        | 1        | 1        | 0        | 0        | 0        | 0        | 5.0         | 7         | 3         | 3         | 1        | 0        | 2         | 0        | 7         | 2        | 0        | .333        |
| Kennedy       | 0        | 0        | 0.00        | 4        | 0        | 0        | 0        | 0        | 0        | 3.2         | 2         | 0         | 0         | 0        | 0        | 2         | 1        | 2         | 1        | 0        | .143        |
| Loaiza        | 0        | 1        | 10.50       | 1        | 1        | 0        | 0        | 0        | 0        | 6.0         | 9         | 7         | 7         | 1        | 0        | 1         | 0        | 5         | 0        | 0        | .375        |
| Street        | 0        | 1        | 10.80       | 2        | 0        | 0        | 2        | 0        | 0        | 3.1         | 4         | 4         | 4         | 2        | 0        | 0         | 0        | 3         | 0        | 0        | .308        |
| Zito          | 0        | 1        | 12.27       | 1        | 1        | 0        | 0        | 0        | 0        | 3.2         | 7         | 5         | 5         | 2        | 0        | 3         | 0        | 0         | 0        | 0        | .389        |
| <b>Totals</b> | <b>0</b> | <b>4</b> | <b>5.71</b> | <b>4</b> | <b>4</b> | <b>0</b> | <b>4</b> | <b>0</b> | <b>0</b> | <b>34.2</b> | <b>39</b> | <b>22</b> | <b>22</b> | <b>7</b> | <b>0</b> | <b>19</b> | <b>2</b> | <b>25</b> | <b>3</b> | <b>0</b> | <b>.285</b> |

**Game 1 — October 10**  
**Detroit 5, Oakland 1**

**Game 2 — October 11**  
**Detroit 8, Oakland 5**

**Game 3 — October 13**  
**Detroit 3, Oakland 0**

| Detroit       | ab        | r        | h         | bi       |
|---------------|-----------|----------|-----------|----------|
| Granderson cf | 5         | 1        | 2         | 0        |
| Polanco 2b    | 4         | 0        | 1         | 1        |
| Casey 1b      | 3         | 0        | 1         | 0        |
| Santiago ss   | 1         | 0        | 0         | 0        |
| Ordonez rf    | 4         | 0        | 1         | 1        |
| Guillen ss-1b | 5         | 0        | 1         | 0        |
| Rodriguez c   | 5         | 1        | 2         | 1        |
| Monroe lf     | 4         | 0        | 0         | 0        |
| Thames dh     | 4         | 1        | 0         | 0        |
| Inge 3b       | 3         | 2        | 3         | 2        |
| <b>Totals</b> | <b>38</b> | <b>5</b> | <b>11</b> | <b>5</b> |

| Detroit       | ab        | r        | h         | bi       |
|---------------|-----------|----------|-----------|----------|
| Granderson cf | 5         | 1        | 2         | 1        |
| Perez ss      | 4         | 0        | 0         | 0        |
| Polanco 2b    | 4         | 1        | 3         | 0        |
| Ordonez rf    | 5         | 1        | 1         | 0        |
| Guillen 1b    | 4         | 1        | 1         | 0        |
| Rodriguez c   | 3         | 1        | 0         | 0        |
| Monroe lf     | 3         | 2        | 2         | 2        |
| Gomez dh      | 4         | 1        | 2         | 4        |
| Inge 3b       | 3         | 0        | 0         | 1        |
| <b>Totals</b> | <b>35</b> | <b>8</b> | <b>11</b> | <b>8</b> |

| Oakland       | ab        | r        | h        | bi       |
|---------------|-----------|----------|----------|----------|
| Kendall c     | 4         | 0        | 1        | 0        |
| Kotsay cf     | 4         | 0        | 0        | 0        |
| Bradley rf    | 4         | 0        | 0        | 0        |
| Thomas dh     | 2         | 0        | 0        | 0        |
| Payton lf     | 3         | 0        | 0        | 0        |
| Chavez 3b     | 3         | 0        | 0        | 0        |
| Swisher 1b    | 1         | 0        | 0        | 0        |
| Scutaro ss    | 3         | 0        | 1        | 0        |
| Jimenez 2b    | 2         | 0        | 0        | 0        |
| Kielty ph     | 1         | 0        | 0        | 0        |
| Kiger 2b      | 0         | 0        | 0        | 0        |
| <b>Totals</b> | <b>27</b> | <b>0</b> | <b>2</b> | <b>0</b> |

| Oakland       | ab        | r        | h        | bi       |
|---------------|-----------|----------|----------|----------|
| Kendall c     | 3         | 0        | 1        | 0        |
| Kotsay cf     | 4         | 0        | 1        | 0        |
| Bradley rf    | 4         | 1        | 2        | 0        |
| Thomas dh     | 3         | 0        | 0        | 0        |
| Payton lf     | 4         | 0        | 2        | 1        |
| Chavez 3b     | 3         | 0        | 1        | 0        |
| Swisher 1b    | 3         | 0        | 0        | 0        |
| Scutaro ss    | 4         | 0        | 0        | 0        |
| Jimenez 2b    | 4         | 0        | 1        | 0        |
| <b>Totals</b> | <b>32</b> | <b>1</b> | <b>8</b> | <b>1</b> |

| Oakland       | ab        | r        | h         | bi       |
|---------------|-----------|----------|-----------|----------|
| Kendall c     | 5         | 0        | 1         | 0        |
| Kotsay cf     | 4         | 2        | 3         | 0        |
| Bradley rf    | 5         | 2        | 4         | 4        |
| Thomas dh     | 5         | 0        | 0         | 0        |
| Chavez 3b     | 4         | 1        | 1         | 1        |
| Payton lf     | 4         | 0        | 1         | 0        |
| Swisher 1b    | 3         | 0        | 0         | 0        |
| Scutaro ss    | 4         | 0        | 0         | 0        |
| Jimenez 2b    | 3         | 0        | 1         | 0        |
| Melhuse ph    | 1         | 0        | 0         | 0        |
| <b>Totals</b> | <b>38</b> | <b>5</b> | <b>11</b> | <b>5</b> |

| Detroit       | ab        | r        | h        | bi       |
|---------------|-----------|----------|----------|----------|
| Granderson cf | 1         | 1        | 0        | 0        |
| Monroe lf     | 3         | 2        | 2        | 1        |
| Polanco 2b    | 4         | 0        | 2        | 1        |
| Ordonez rf    | 4         | 0        | 0        | 1        |
| Guillen 1b    | 4         | 0        | 0        | 0        |
| Rodriguez c   | 4         | 0        | 0        | 0        |
| Infante dh    | 2         | 0        | 1        | 0        |
| Gomez ph-dh   | 1         | 0        | 1        | 0        |
| Inge 3b       | 3         | 0        | 0        | 0        |
| Santiago ss   | 3         | 0        | 0        | 0        |
| <b>Totals</b> | <b>29</b> | <b>3</b> | <b>6</b> | <b>3</b> |

|         |     |     |     |   |    |   |
|---------|-----|-----|-----|---|----|---|
| Detroit | 002 | 300 | 000 | 5 | 11 | 1 |
| Oakland | 000 | 000 | 010 | 1 | 8  | 1 |

|         |     |     |     |   |    |   |
|---------|-----|-----|-----|---|----|---|
| Detroit | 010 | 402 | 001 | 8 | 11 | 0 |
| Oakland | 102 | 001 | 100 | 5 | 11 | 1 |

|         |     |     |     |   |   |   |
|---------|-----|-----|-----|---|---|---|
| Oakland | 000 | 000 | 000 | 0 | 2 | 0 |
| Detroit | 200 | 010 | 00x | 3 | 6 | 0 |

E – Guillen, Jimenez. **DP** – Detroit 4. **LOB** – Detroit 11, Oakland 9. **2B** – Granderson, Inge, Bradley, Payton 2. **HR** - Rodriguez, Inge.

E – Jimenez. **DP** – Oakland 1. **LOB** – Detroit 5, Oakland 8. **2B** – Guillen, Monroe, Kotsay 2. **HR** - Granderson, Gomez, Bradley 2, Chavez. **SH** – Perez. **SF** – Monroe, Inge.

**DP** – Oakland 1, Detroit 2. **LOB** – Oakland 3, Detroit 9. **2B** – Polanco. **HR** - Monroe. **SB** – Granderson, Infante.

| Detroit        | ip        | h        | r        | er        | bb        | so        |
|----------------|-----------|----------|----------|-----------|-----------|-----------|
| Robertson (W)  | 5.0       | 6        | 0        | 0         | 3         | 4         |
| Rodney         | 2.0       | 1        | 0        | 0         | 1         | 1         |
| Zumaya         | 1.0       | 1        | 1        | 1         | 0         | 0         |
| Jones          | 1.0       | 0        | 0        | 0         | 1         | 0         |
| <b>Oakland</b> | <b>ip</b> | <b>h</b> | <b>r</b> | <b>er</b> | <b>bb</b> | <b>so</b> |
| Zito (L)       | 3.2       | 7        | 5        | 5         | 3         | 0         |
| Gaudin         | 1.2       | 1        | 0        | 0         | 0         | 1         |
| Kennedy        | 0.2       | 1        | 0        | 0         | 0         | 0         |
| Calero         | 1.0       | 2        | 0        | 0         | 0         | 0         |
| Blanton        | 2.0       | 0        | 0        | 0         | 2         | 2         |

| Detroit        | ip        | h        | r        | er        | bb        | so        |
|----------------|-----------|----------|----------|-----------|-----------|-----------|
| Verlander (W)  | 5.1       | 7        | 4        | 4         | 1         | 6         |
| Ledezma        | 1.1       | 1        | 1        | 1         | 1         | 1         |
| Grilli         | 0.1       | 0        | 0        | 0         | 0         | 1         |
| Rodney         | 1.0       | 0        | 0        | 0         | 0         | 3         |
| Jones (S)      | 1.0       | 3        | 0        | 0         | 0         | 2         |
| <b>Oakland</b> | <b>ip</b> | <b>h</b> | <b>r</b> | <b>er</b> | <b>bb</b> | <b>so</b> |
| Loaiza (L)     | 6.0       | 9        | 7        | 7         | 1         | 5         |
| Gaudin         | 0.2       | 1        | 0        | 0         | 1         | 0         |
| Kennedy        | 1.1       | 0        | 0        | 0         | 0         | 1         |
| Street         | 1.0       | 1        | 1        | 1         | 0         | 1         |

| Oakland        | ip        | h        | r        | er        | bb        | so        |
|----------------|-----------|----------|----------|-----------|-----------|-----------|
| Harden (L)     | 5.2       | 5        | 3        | 3         | 5         | 4         |
| Gaudin         | 1.0       | 0        | 0        | 0         | 2         | 0         |
| Kennedy        | 0.1       | 0        | 0        | 0         | 0         | 0         |
| Calero         | 1.0       | 1        | 0        | 0         | 0         | 1         |
| <b>Detroit</b> | <b>ip</b> | <b>h</b> | <b>r</b> | <b>er</b> | <b>bb</b> | <b>so</b> |
| Rogers (W)     | 7.1       | 2        | 0        | 0         | 2         | 6         |
| Rodney         | 0.2       | 0        | 0        | 0         | 0         | 0         |
| Jones (S)      | 1.0       | 0        | 0        | 0         | 0         | 0         |

**T** – 3:20. **A** – 35,655.  
**Umpires** – Crawford, Wendelstedt, Cousins, Meriwether, Cederstrom, Reilly.

**WP**– Verlander. **BK** – Verlander.  
**T** – 3:06. **A** – 36,168.  
**Umpires** – Wendelstedt, Cousins, Meriwether, Cederstrom, Reilly, Crawford.

**HBP** – by Rogers (Thomas).  
**T** – 2:57. **A** – 41,669  
**Umpires** – Cousins, Meriwether, Cederstrom, Reilly, Crawford, Wendelstedt.

**Game 4 — October 14**  
**Detroit 6, Oakland 3**

| <b>Oakland</b> | <b>ab</b> | <b>r</b> | <b>h</b> | <b>bi</b> |
|----------------|-----------|----------|----------|-----------|
| Kendall c      | 5         | 0        | 2        | 0         |
| Kotsay cf      | 4         | 1        | 0        | 0         |
| Bradley rf     | 5         | 1        | 3        | 1         |
| Thomas dh      | 3         | 0        | 0        | 0         |
| Chavez 3b      | 3         | 0        | 1        | 1         |
| Payton lf      | 3         | 1        | 1        | 1         |
| Swisher 1b     | 3         | 0        | 1        | 0         |
| Scutaro ss     | 4         | 0        | 0        | 0         |
| Jimenez 2b     | 3         | 0        | 0        | 0         |
| Kielty ph      | 1         | 0        | 0        | 0         |
| Kiger 2b       | 0         | 0        | 0        | 0         |
| <b>Totals</b>  | <b>34</b> | <b>3</b> | <b>8</b> | <b>3</b>  |

| <b>Detroit</b> | <b>ab</b> | <b>r</b> | <b>h</b>  | <b>bi</b> |
|----------------|-----------|----------|-----------|-----------|
| Granderson cf  | 4         | 1        | 1         | 1         |
| Monroe lf      | 4         | 1        | 2         | 1         |
| Polanco 2b     | 5         | 1        | 3         | 0         |
| Ordonez rf     | 4         | 2        | 2         | 4         |
| Guillen 1b     | 3         | 0        | 1         | 0         |
| Rodriguez c    | 4         | 0        | 0         | 0         |
| Gomez dh       | 4         | 0        | 1         | 0         |
| Inge 3b        | 3         | 1        | 1         | 0         |
| Santiago ss    | 3         | 0        | 0         | 0         |
| Thames ph      | 1         | 0        | 0         | 0         |
| <b>Totals</b>  | <b>35</b> | <b>6</b> | <b>11</b> | <b>6</b>  |

two outs when winning run scored

|         |     |     |     |   |    |   |
|---------|-----|-----|-----|---|----|---|
| Oakland | 200 | 100 | 000 | 3 | 8  | 1 |
| Detroit | 000 | 021 | 003 | 6 | 11 | 0 |

**E** – Chavez. **DP** – Oakland 2, Detroit 1.

**LOB** – Oakland 9, Detroit 8. **2B** – Bradley, Chavez, Granderson, Monroe. **HR** - Payton, Ordonez 2.

| <b>Oakland</b> | <b>ip</b> | <b>h</b> | <b>r</b> | <b>er</b> | <b>bb</b> | <b>so</b> |
|----------------|-----------|----------|----------|-----------|-----------|-----------|
| Haren          | 5.0       | 7        | 3        | 3         | 2         | 7         |
| Kennedy        | 1.1       | 1        | 0        | 0         | 2         | 1         |
| Calero         | 0.0       | 0        | 0        | 0         | 1         | 0         |
| Street (L)     | 2.1       | 3        | 3        | 3         | 0         | 2         |
| <b>Detroit</b> | <b>ip</b> | <b>h</b> | <b>r</b> | <b>er</b> | <b>bb</b> | <b>so</b> |
| Bonderman      | 6.2       | 6        | 3        | 3         | 2         | 3         |
| Walker         | 0.1       | 0        | 0        | 0         | 0         | 1         |
| Grilli         | 0.2       | 1        | 0        | 0         | 3         | 0         |
| Ledezma (W)    | 1.1       | 1        | 0        | 0         | 0         | 0         |

Haren pitched to two batters in the sixth, Calero pitched to one batter in the seventh.

**WP** – Haren 2, Kennedy, Bonderman.

**T** – 3:23. **A** – 42,967

**Umpires** – Meriwether, Cederstrom, Reilly, Crawford, Wendelstedt, Cousins.



## 2012 ALDS

The A's lose to the Detroit Tigers three games to two in their first postseason appearance in six years. It was the A's sixth ALDS appearance in the last 13 years and their fifth loss, with all the losses going the full five games. The A's pitching staff compiled a 2.89 ERA and walked just seven batters in the five-game series, but the offense hit just .194 and scored 11 runs in the five games. Yoenis Céspedes hit safely in all five games and paced the A's offense with a .316 batting average.

The A's lose Game 1 in Detroit, 3-1. Coco Crisp leads off the game with a home run but that is the only run Justin Verlander would allow in seven innings. Jarrod Parker allows a run in the first on a double play, an unearned run in the third and an Alex Avila home run in the fifth. The A's fall behind two games to zero with a 5-4 loss in Game 2. Cliff Pennington breaks a 1-1 tie with a RBI single in the seventh but Sean Doolittle allows two unearned runs in the bottom of the seventh to put Detroit ahead 3-2. The A's then score twice in the eighth when Céspedes scores on a wild pitch and Josh Reddick homers, but the Tigers tie the game in the eighth and win it on a Don Kelly sacrifice fly off Grant Balfour in the ninth. The series moves to Oakland for Game 3 where Brett Anderson combines with three A's relievers on a four-hit, 2-0 shutout. Céspedes has a RBI single in the first and Seth Smith homers in the fifth. In Game 4, the A's trail 3-1 entering the bottom of the ninth before scoring three times to send the series to a fifth game. Smith ties the game with a two-run double and scores two outs later on a Crisp RBI single. The A's then lose Game 5 in Oakland 6-0 as Verlander tosses a four-hit shutout. Parker makes his second start of the series and loses for the second time, allowing four runs on seven hits in 6.1 innings.

### FINAL STATISTICS

| PLAYER        | AVG         | G        | AB         | R         | H         | TB        | 2B       | 3B       | HR       | RBI       | SH       | SF       | HP       | BB        | IBB      | SO        | SB       | CS       | DP       | E        | SLG         | OBP         |      |
|---------------|-------------|----------|------------|-----------|-----------|-----------|----------|----------|----------|-----------|----------|----------|----------|-----------|----------|-----------|----------|----------|----------|----------|-------------|-------------|------|
| Céspedes      | .316        | 5        | 19         | 1         | 6         | 7         | 1        | 0        | 0        | 2         | 0        | 0        | 0        | 2         | 0        | 2         | 2        | 0        | 0        | 0        | 0           | .368        | .381 |
| Crisp         | .182        | 5        | 22         | 3         | 4         | 7         | 0        | 0        | 1        | 2         | 0        | 0        | 0        | 0         | 0        | 2         | 0        | 0        | 0        | 1        | .318        | .182        |      |
| Donaldson     | .294        | 5        | 17         | 1         | 5         | 6         | 1        | 0        | 0        | 0         | 0        | 0        | 0        | 1         | 0        | 4         | 0        | 0        | 1        | 0        | .353        | .333        |      |
| Drew          | .211        | 5        | 19         | 0         | 4         | 6         | 2        | 0        | 0        | 1         | 0        | 0        | 0        | 2         | 0        | 7         | 0        | 0        | 0        | 1        | .316        | .286        |      |
| Gomes         | .000        | 1        | 1          | 0         | 0         | 0         | 0        | 0        | 0        | 0         | 0        | 0        | 0        | 0         | 0        | 0         | 0        | 0        | 0        | 0        | .000        | .000        |      |
| Kottaras      | .000        | 4        | 4          | 0         | 0         | 0         | 0        | 0        | 0        | 0         | 1        | 0        | 0        | 0         | 0        | 2         | 0        | 0        | 0        | 0        | .000        | .000        |      |
| Moss          | .133        | 5        | 15         | 0         | 2         | 2         | 0        | 0        | 0        | 0         | 0        | 0        | 1        | 2         | 0        | 7         | 0        | 0        | 0        | 0        | .133        | .278        |      |
| Norris        | .083        | 5        | 12         | 0         | 1         | 1         | 0        | 0        | 0        | 0         | 0        | 0        | 0        | 0         | 0        | 6         | 0        | 1        | 0        | 0        | .083        | .083        |      |
| Pennington    | .286        | 5        | 14         | 1         | 4         | 4         | 0        | 0        | 0        | 1         | 0        | 0        | 0        | 3         | 0        | 4         | 0        | 0        | 0        | 0        | .286        | .412        |      |
| Reddick       | .118        | 5        | 17         | 2         | 2         | 5         | 0        | 0        | 1        | 1         | 0        | 0        | 0        | 1         | 0        | 10        | 0        | 0        | 1        | 0        | .294        | .167        |      |
| Smith         | .133        | 5        | 15         | 3         | 2         | 6         | 1        | 0        | 1        | 3         | 0        | 0        | 1        | 3         | 0        | 6         | 0        | 0        | 0        | 0        | .400        | .316        |      |
| <b>Totals</b> | <b>.194</b> | <b>5</b> | <b>155</b> | <b>11</b> | <b>30</b> | <b>44</b> | <b>5</b> | <b>0</b> | <b>3</b> | <b>10</b> | <b>1</b> | <b>0</b> | <b>2</b> | <b>14</b> | <b>0</b> | <b>50</b> | <b>2</b> | <b>1</b> | <b>2</b> | <b>3</b> | <b>.284</b> | <b>.269</b> |      |

| PITCHER       | W        | L        | ERA         | G        | GS       | CG       | GF       | SHO      | SV       | IP          | H         | R         | ER        | HR       | HB       | BB       | IBB      | SO        | WP       | BK       | AVG         |
|---------------|----------|----------|-------------|----------|----------|----------|----------|----------|----------|-------------|-----------|-----------|-----------|----------|----------|----------|----------|-----------|----------|----------|-------------|
| Anderson      | 1        | 0        | 0.00        | 1        | 1        | 0        | 0        | 0        | 0        | 6.0         | 2         | 0         | 0         | 0        | 0        | 2        | 0        | 6         | 0        | 0        | .105        |
| Balfour       | 0        | 1        | 5.40        | 2        | 0        | 0        | 2        | 0        | 1        | 1.2         | 3         | 1         | 1         | 0        | 0        | 1        | 1        | 2         | 0        | 0        | .500        |
| Blevins       | 0        | 0        | 0.00        | 3        | 0        | 0        | 1        | 0        | 0        | 3.2         | 1         | 0         | 0         | 0        | 0        | 0        | 0        | 0         | 0        | 0        | .083        |
| Cook          | 1        | 0        | 8.10        | 4        | 0        | 0        | 1        | 0        | 0        | 3.1         | 4         | 3         | 3         | 0        | 1        | 1        | 0        | 4         | 1        | 0        | .308        |
| Doolittle     | 0        | 0        | 3.38        | 3        | 0        | 0        | 0        | 0        | 0        | 2.2         | 5         | 3         | 1         | 0        | 0        | 0        | 0        | 5         | 0        | 0        | .385        |
| Griffin       | 0        | 0        | 3.60        | 1        | 1        | 0        | 0        | 0        | 0        | 5.0         | 7         | 2         | 2         | 1        | 0        | 0        | 0        | 1         | 0        | 0        | .350        |
| Milone        | 0        | 0        | 1.50        | 1        | 1        | 0        | 0        | 0        | 0        | 6.0         | 5         | 1         | 1         | 0        | 1        | 1        | 0        | 6         | 1        | 0        | .217        |
| Neshek        | 0        | 0        | 0.00        | 1        | 0        | 0        | 0        | 0        | 0        | 0.2         | 0         | 0         | 0         | 0        | 0        | 0        | 0        | 1         | 0        | 0        | .000        |
| Parker        | 0        | 2        | 4.26        | 2        | 2        | 0        | 0        | 0        | 0        | 12.2        | 14        | 7         | 6         | 1        | 1        | 2        | 0        | 11        | 2        | 0        | .286        |
| Scribner      | 0        | 0        | 0.00        | 1        | 0        | 0        | 1        | 0        | 0        | 2.0         | 0         | 0         | 0         | 0        | 0        | 0        | 0        | 3         | 0        | 0        | .000        |
| <b>Totals</b> | <b>2</b> | <b>3</b> | <b>2.89</b> | <b>5</b> | <b>5</b> | <b>0</b> | <b>5</b> | <b>1</b> | <b>1</b> | <b>43.2</b> | <b>41</b> | <b>17</b> | <b>14</b> | <b>2</b> | <b>3</b> | <b>7</b> | <b>1</b> | <b>39</b> | <b>4</b> | <b>0</b> | <b>.252</b> |

**Game 1 — October 6**  
**Detroit 3, Oakland 1**

**Game 2 — October 7**  
**Detroit 5, Oakland 4**

**Game 3 — October 9**  
**Oakland 2, Detroit 0**

| Oakland       | ab        | r        | h        | bi       |
|---------------|-----------|----------|----------|----------|
| Crisp cf      | 4         | 1        | 1        | 0        |
| Drew ss       | 4         | 0        | 1        | 0        |
| Céspedes lf   | 3         | 0        | 1        | 0        |
| Moss 1b       | 4         | 0        | 0        | 0        |
| Reddick rf    | 3         | 0        | 0        | 0        |
| Donaldson 3b  | 4         | 0        | 0        | 0        |
| Smith dh      | 3         | 0        | 0        | 0        |
| Norris c      | 3         | 0        | 0        | 0        |
| Kottaras ph   | 1         | 0        | 0        | 0        |
| Pennington 2b | 2         | 0        | 1        | 0        |
| <b>Totals</b> | <b>31</b> | <b>1</b> | <b>4</b> | <b>1</b> |

| Oakland       | ab        | r        | h        | bi       |
|---------------|-----------|----------|----------|----------|
| Crisp cf      | 5         | 0        | 1        | 0        |
| Drew ss       | 5         | 0        | 1        | 0        |
| Céspedes lf   | 5         | 1        | 2        | 1        |
| Moss 1b       | 3         | 0        | 1        | 0        |
| Reddick rf    | 4         | 1        | 1        | 1        |
| Donaldson 3b  | 3         | 0        | 1        | 0        |
| Smith dh      | 2         | 1        | 0        | 0        |
| Kottaras c    | 2         | 0        | 0        | 0        |
| Norris ph-c   | 1         | 0        | 0        | 0        |
| Pennington 2b | 3         | 1        | 2        | 1        |
| <b>Totals</b> | <b>33</b> | <b>4</b> | <b>9</b> | <b>3</b> |

| Detroit       | ab        | r        | h        | bi       |
|---------------|-----------|----------|----------|----------|
| Jackson cf    | 3         | 0        | 0        | 0        |
| Infante 2b    | 4         | 0        | 0        | 0        |
| Cabrera 3b    | 4         | 0        | 1        | 0        |
| Fielder 1b    | 4         | 0        | 0        | 0        |
| Young dh      | 3         | 0        | 1        | 0        |
| Peralta ss    | 2         | 0        | 2        | 0        |
| Dirks lf      | 3         | 0        | 0        | 0        |
| Garcia rf     | 3         | 0        | 0        | 0        |
| Laird c       | 3         | 0        | 0        | 0        |
| <b>Totals</b> | <b>29</b> | <b>0</b> | <b>4</b> | <b>0</b> |

| Detroit       | ab        | r        | h        | bi       |
|---------------|-----------|----------|----------|----------|
| Jackson cf    | 4         | 1        | 1        | 0        |
| Berry lf      | 3         | 0        | 2        | 0        |
| Garcia ph-rf  | 1         | 0        | 0        | 0        |
| Cabrera 3b    | 3         | 0        | 0        | 0        |
| Fielder 1b    | 4         | 0        | 0        | 0        |
| Young dh      | 2         | 0        | 0        | 0        |
| Dirks rf-lf   | 3         | 0        | 1        | 0        |
| Peralta ss    | 3         | 0        | 0        | 0        |
| Avila c       | 3         | 1        | 2        | 1        |
| Infante 2b    | 3         | 1        | 1        | 0        |
| <b>Totals</b> | <b>29</b> | <b>3</b> | <b>7</b> | <b>1</b> |

| Detroit       | ab        | r        | h         | bi       |
|---------------|-----------|----------|-----------|----------|
| Jackson cf    | 5         | 1        | 1         | 0        |
| Infante 2b    | 5         | 2        | 2         | 0        |
| Cabrera 3b    | 5         | 1        | 3         | 0        |
| Fielder 1b    | 4         | 0        | 1         | 0        |
| Young dh      | 4         | 0        | 1         | 1        |
| Kelly pr-dh   | 0         | 1        | 0         | 1        |
| Peralta ss    | 4         | 0        | 2         | 0        |
| Worth pr-ss   | 0         | 0        | 0         | 0        |
| Dirks lf-rf   | 3         | 0        | 1         | 0        |
| Garcia rf     | 2         | 0        | 0         | 0        |
| Berry ph-lf   | 1         | 0        | 0         | 0        |
| Laird c       | 2         | 0        | 0         | 0        |
| Avila ph-c    | 1         | 0        | 0         | 0        |
| <b>Totals</b> | <b>36</b> | <b>5</b> | <b>11</b> | <b>2</b> |

| Oakland       | ab        | r        | h        | bi       |
|---------------|-----------|----------|----------|----------|
| Crisp cf      | 4         | 1        | 1        | 0        |
| Drew ss       | 2         | 0        | 0        | 0        |
| Céspedes lf   | 4         | 0        | 1        | 1        |
| Moss 1b       | 3         | 0        | 0        | 0        |
| Reddick rf    | 3         | 0        | 0        | 0        |
| Donaldson 3b  | 3         | 0        | 2        | 0        |
| Smith dh      | 3         | 1        | 1        | 1        |
| Norris c      | 3         | 0        | 0        | 0        |
| Pennington 2b | 2         | 0        | 0        | 0        |
| <b>Totals</b> | <b>27</b> | <b>2</b> | <b>5</b> | <b>2</b> |

|         |     |     |     |   |   |   |
|---------|-----|-----|-----|---|---|---|
| Oakland | 100 | 000 | 000 | 1 | 4 | 1 |
| Detroit | 101 | 010 | 00x | 3 | 7 | 0 |

|         |     |     |     |   |   |   |
|---------|-----|-----|-----|---|---|---|
| Detroit | 000 | 000 | 000 | 0 | 4 | 0 |
| Oakland | 100 | 010 | 00x | 2 | 5 | 0 |

**DP** – Detroit 1, Oakland 2. **LOB** – Detroit 4, Oakland 4. **HR** – Smith. **CS** – Norris.

**E** – Parker. **DP** – Oakland 1. **LOB** – Oakland 7, Detroit 4. **2B** – Drew, Jackson, Infante. **HR** – Crisp, Avila. **SB** – Berry. **CS** – Young.

two outs when winning run scored  
 Oakland 001 000 120 4 9 1  
 Detroit 001 000 211 5 11 0

| Detroit        | ip        | h        | r        | er        | bb        | so        |
|----------------|-----------|----------|----------|-----------|-----------|-----------|
| Sanchez (L)    | 6.1       | 5        | 2        | 2         | 2         | 3         |
| Dotel          | 0.2       | 0        | 0        | 0         | 0         | 1         |
| Coke           | 0.2       | 0        | 0        | 0         | 1         | 0         |
| Porcello       | 0.1       | 0        | 0        | 0         | 0         | 0         |
| <b>Oakland</b> | <b>ip</b> | <b>h</b> | <b>r</b> | <b>er</b> | <b>bb</b> | <b>so</b> |
| Anderson (W)   | 6.0       | 2        | 0        | 0         | 2         | 6         |
| Cook           | 1.0       | 1        | 0        | 0         | 0         | 1         |
| Doolittle      | 1.0       | 0        | 0        | 0         | 0         | 3         |
| Balfour (S)    | 1.0       | 1        | 0        | 0         | 0         | 1         |

| Oakland        | ip        | h        | r        | er        | bb        | so        |
|----------------|-----------|----------|----------|-----------|-----------|-----------|
| Parker (L)     | 6.1       | 7        | 3        | 2         | 1         | 5         |
| Neshek         | 0.2       | 0        | 0        | 0         | 0         | 1         |
| Blevins        | 1.0       | 0        | 0        | 0         | 0         | 0         |
| <b>Detroit</b> | <b>ip</b> | <b>h</b> | <b>r</b> | <b>er</b> | <b>bb</b> | <b>so</b> |
| Verlander (W)  | 7.0       | 3        | 1        | 1         | 4         | 11        |
| Benoit         | 1.0       | 1        | 0        | 0         | 0         | 1         |
| Valverde (S)   | 1.0       | 0        | 0        | 0         | 0         | 2         |

**E** – Crisp. **DP** – Detroit 1. **LOB** – Oakland 8, Detroit 10. **2B** – Cabrera 2. **HR** – Reddick. **SB** – Céspedes 2. **SH** – Kottaras, Dirks. **SF** – Kelly.

**T** – 2:33. **A** – 37,090.  
**Umpires** – DeMuth, Cooper, Bell, Barry, Reynolds, Wegner.

**HBP** – Young (by Parker).  
**T** – 2:56. **A** – 43,323.  
**Umpires** – Reynolds, Wegner, DeMuth, Cooper, Bell, Barry

| Oakland         | ip        | h        | r        | er        | bb        | so        |
|-----------------|-----------|----------|----------|-----------|-----------|-----------|
| Milone          | 6.0       | 5        | 1        | 1         | 1         | 6         |
| Doolittle       | 1.0       | 2        | 2        | 0         | 0         | 2         |
| Cook            | 1.0       | 2        | 1        | 1         | 0         | 2         |
| Balfour (L)     | 0.2       | 2        | 1        | 1         | 1         | 1         |
| <b>Detroit</b>  | <b>ip</b> | <b>h</b> | <b>r</b> | <b>er</b> | <b>bb</b> | <b>so</b> |
| Fister          | 7.0       | 6        | 2        | 2         | 2         | 8         |
| Benoit          | 1.0       | 2        | 2        | 2         | 0         | 0         |
| Coke            | 0.2       | 1        | 0        | 0         | 1         | 1         |
| Albuquerque (W) | 0.1       | 0        | 0        | 0         | 0         | 0         |

**HBP** – Moss (by Fister), Smith (by Fister), Laird (by Milone). **WP** – Milone, Cook, Benoit.  
**T** – 3:28. **A** – 40,684.  
**Umpires** – Wegner, DeMuth, Cooper, Bell, Barry, Reynolds.

**Game 4 — October 10**  
Oakland 4, Detroit 3

**Game 5 — October 11**  
Detroit 6, Oakland 0

| Detroit       | ab        | r        | h         | bi       | Detroit       | ab        | r        | h        | bi       |
|---------------|-----------|----------|-----------|----------|---------------|-----------|----------|----------|----------|
| Jackson cf    | 3         | 0        | 1         | 1        | Jackson cf    | 5         | 2        | 2        | 2        |
| Berry lf      | 3         | 0        | 0         | 0        | Berry lf      | 3         | 1        | 1        | 0        |
| Garcia ph-rf  | 1         | 0        | 1         | 1        | Garcia rf     | 0         | 0        | 0        | 0        |
| Cabrera 3b    | 4         | 0        | 1         | 0        | Cabrera 3b    | 4         | 0        | 0        | 1        |
| Fielder 1b    | 4         | 1        | 2         | 1        | Fielder 1b    | 5         | 0        | 1        | 1        |
| Young dh      | 4         | 0        | 1         | 0        | Young dh      | 4         | 0        | 1        | 1        |
| Dirks rf-lf   | 4         | 0        | 2         | 0        | Dirks rf-lf   | 4         | 0        | 1        | 0        |
| Peralta ss    | 4         | 0        | 0         | 0        | Peralta ss    | 4         | 1        | 1        | 0        |
| Avila c       | 4         | 1        | 1         | 0        | Avila c       | 4         | 0        | 0        | 0        |
| Infante 2b    | 2         | 1        | 1         | 0        | Infante 2b    | 3         | 2        | 2        | 0        |
| <b>Totals</b> | <b>33</b> | <b>3</b> | <b>10</b> | <b>3</b> | <b>Totals</b> | <b>36</b> | <b>6</b> | <b>9</b> | <b>5</b> |

| Oakland       | ab        | r        | h        | bi       | Oakland       | ab        | r        | h        | bi       |
|---------------|-----------|----------|----------|----------|---------------|-----------|----------|----------|----------|
| Crisp cf      | 5         | 1        | 1        | 1        | Crisp cf      | 4         | 0        | 0        | 0        |
| Drew ss       | 4         | 0        | 2        | 1        | Drew ss       | 4         | 0        | 0        | 0        |
| Céspedes lf   | 3         | 0        | 1        | 0        | Céspedes lf   | 4         | 0        | 1        | 0        |
| Moss 1b       | 3         | 0        | 0        | 0        | Smith dh      | 4         | 0        | 0        | 0        |
| Reddick rf    | 4         | 1        | 1        | 0        | Reddick rf    | 3         | 0        | 0        | 0        |
| Donaldson 3b  | 4         | 1        | 1        | 0        | Donaldson 3b  | 3         | 0        | 1        | 0        |
| Smith dh      | 3         | 1        | 1        | 2        | Moss 1b       | 2         | 0        | 1        | 0        |
| Norris c      | 3         | 0        | 1        | 0        | Norris c      | 2         | 0        | 0        | 0        |
| Kottaras ph   | 1         | 0        | 0        | 0        | Gomes ph      | 1         | 0        | 0        | 0        |
| Pennington 2b | 4         | 0        | 0        | 0        | Kottaras c    | 0         | 0        | 0        | 0        |
| <b>Totals</b> | <b>34</b> | <b>4</b> | <b>8</b> | <b>4</b> | Pennington 2b | 3         | 0        | 1        | 0        |
|               |           |          |          |          | <b>Totals</b> | <b>30</b> | <b>0</b> | <b>4</b> | <b>0</b> |

two outs when winning run scored

|         |     |     |     |   |    |   |         |     |     |     |   |   |   |
|---------|-----|-----|-----|---|----|---|---------|-----|-----|-----|---|---|---|
| Detroit | 001 | 100 | 010 | 3 | 10 | 1 | Detroit | 002 | 000 | 400 | 6 | 9 | 0 |
| Oakland | 000 | 001 | 003 | 4 | 8  | 0 | Oakland | 000 | 000 | 000 | 0 | 4 | 1 |

E – Fielder. DP – Oakland 2. LOB – Detroit 5, Oakland 7. 2B – Dirks, Avila, Drew, Donaldson, Smith. HR – Fielder. SH – Jackson, Infante.

E – Drew. LOB – Detroit 7, Oakland 4. 2B – Jackson, Berry, Céspedes. SB – Dirks, Peralta, Infante. SH – Berry.

| Detroit      | ip  | h | r | er | bb | so | Detroit  | ip  | h | r | er | bb | so |
|--------------|-----|---|---|----|----|----|--|-----|---|---|----|----|----|
| Scherzer     | 5.1 | 3 | 1 | 0  | 1  | 8  | Verlander (W)  | 9.0 | 4 | 0 | 0  | 1  | 11 |
| Dotel        | 0.1 | 0 | 0 | 0  | 1  | 1  | Oakland  | ip  | h | r | er | bb | so |
| Coke         | 0.1 | 0 | 0 | 0  | 0  | 0  | Parker (L)   | 6.1 | 7 | 4 | 4  | 1  | 6  |
| Albuquerque  | 1.0 | 0 | 0 | 0  | 0  | 1  | Cook   | 0.0 | 1 | 2 | 2  | 1  | 0  |
| Benoit       | 1.0 | 1 | 0 | 0  | 1  | 1  | Blevins  | 0.2 | 1 | 0 | 0  | 0  | 0  |
| Valverde (L) | 0.2 | 4 | 3 | 3  | 0  | 1  | Scribner   | 2.0 | 0 | 0 | 0  | 0  | 3  |
| Oakland      | ip  | h | r | er | bb | so | Cook pitched to three batters in the 7th                 |     |   |   |    |    |    |
| Griffin      | 5.0 | 7 | 2 | 2  | 0  | 1  | HBP – Cabrera (by Cook). WP – Parker 2.                  |     |   |   |    |    |    |
| Blevins      | 2.0 | 0 | 0 | 0  | 0  | 0  | T – 2:56. A – 36,393.                                    |     |   |   |    |    |    |
| Doolittle    | 0.2 | 3 | 1 | 1  | 0  | 0  | Umpires – Bell, Barry, Reynolds, Wegner, DeMuth, Cooper. |     |   |   |    |    |    |
| Cook (W)     | 1.1 | 0 | 0 | 0  | 0  | 1  |  |     |   |   |    |    |    |

Griffin pitched to one batter in the 6th.

WP – Scherzer.

T – 3:21. A – 36,385.

Umpires – Cooper, Bell, Barry, Reynolds, Wegner, DeMuth.

# 2013 ALDS

The A's face Detroit in the ALDS for the second consecutive year and lose three games to two for the second consecutive year. Oakland won two of the first three games but then lost two straight to fall to 1-12 in potential clinch games since 2000, including 0-6 in Game 5's. The A's pitching staff compiled a 3.48 ERA and held the Tigers to a .235 batting average, but the offense hit just .217 and struck out 57 times in the five games. Yoenis Céspedes hit safely in all five games and Coco Crisp batted .389.

The A's lose Game 1 in Oakland, 3-2. Bartolo Colón allows three runs in the first inning but those were the only runs he would allow in six innings of work. Max Scherzer blanks the A's on one hit over the first six innings before Céspedes hits a two-run home run in the seventh for the A's only runs of the game. Oakland evens the series at 1-1 when Sonny Gray and Grant Balfour combine on a four-hit, 1-0 shutout in Game 2. Gray tosses eight innings and allows all four of the hits. Justin Verlander tosses seven shutout innings for the Tigers before Stephen Vogt wins the game with a walk-off RBI single off Rick Porcello in the bottom of the ninth. The series moves to Detroit for Game 3, which the A's win, 6-3. Jarrod Parker has a 3-0 lead when he allows three runs in the bottom of the fourth, but the A's take the lead for good when Brandon Moss homers with one out in the fifth. Josh Reddick and Seth Smith also homer in the game. The A's lose Game 4 by an 8-6 margin. Dan Straily had a 3-0 lead before allowing a three-run home run to Jhonny Peralta in the bottom of the fifth. Coco Crisp delivered a RBI single in the seventh to give the A's a 4-3 lead but Sean Doolittle allowed two runs in the bottom of the inning for the blown save. The A's load the bases with no outs in the eighth but are unable to score and the Tigers score three times in the bottom of the eighth to put the game away. The series concludes in Oakland when Verlander and Joaquin Benoit combine on a three-hit shutout in a 3-0 A's loss. Sonny Gray makes his second start of the series and allows three runs in five innings for the loss.

## FINAL STATISTICS

| PLAYER        | AVG         | G        | AB         | R         | H         | TB        | 2B       | 3B       | HR       | RBI       | SH       | SF       | HP       | BB        | IBB      | SO        | SB       | CS       | DP       | E        | SLG         | OBP         |
|---------------|-------------|----------|------------|-----------|-----------|-----------|----------|----------|----------|-----------|----------|----------|----------|-----------|----------|-----------|----------|----------|----------|----------|-------------|-------------|
| Barton,D      | .000        | 2        | 3          | 0         | 0         | 0         | 0        | 0        | 0        | 0         | 0        | 0        | 0        | 0         | 0        | 3         | 0        | 0        | 0        | 0        | .000        | .000        |
| Callaspo,A    | .167        | 4        | 6          | 0         | 1         | 2         | 1        | 0        | 0        | 0         | 0        | 0        | 0        | 0         | 0        | 1         | 0        | 0        | 0        | 0        | .333        | .167        |
| Céspedes,Y    | .381        | 5        | 21         | 3         | 8         | 14        | 1        | 1        | 1        | 4         | 0        | 0        | 1        | 0         | 0        | 4         | 0        | 0        | 0        | 1        | .667        | .409        |
| Crisp,C       | .389        | 5        | 18         | 4         | 7         | 11        | 2        | 1        | 0        | 2         | 0        | 1        | 0        | 3         | 0        | 2         | 1        | 0        | 0        | 0        | .611        | .455        |
| Donaldson,J   | .143        | 5        | 21         | 0         | 3         | 3         | 0        | 0        | 0        | 0         | 0        | 0        | 0        | 1         | 0        | 8         | 0        | 0        | 0        | 0        | .143        | .182        |
| Lowrie,J      | .150        | 5        | 20         | 2         | 3         | 7         | 1        | 0        | 1        | 3         | 0        | 0        | 0        | 2         | 0        | 7         | 0        | 0        | 1        | 0        | .350        | .227        |
| Moss,B        | .111        | 5        | 18         | 2         | 2         | 5         | 0        | 0        | 1        | 1         | 0        | 0        | 0        | 3         | 0        | 13        | 0        | 0        | 0        | 0        | .278        | .238        |
| Norris,D      | .000        | 1        | 1          | 0         | 0         | 0         | 0        | 0        | 0        | 0         | 0        | 0        | 0        | 0         | 0        | 1         | 0        | 0        | 0        | 0        | .000        | .000        |
| Reddick,J     | .235        | 5        | 17         | 1         | 4         | 8         | 1        | 0        | 1        | 1         | 0        | 0        | 0        | 2         | 1        | 5         | 0        | 0        | 0        | 0        | .471        | .316        |
| Smith,S       | .313        | 4        | 16         | 1         | 5         | 8         | 0        | 0        | 1        | 2         | 0        | 0        | 0        | 1         | 1        | 5         | 0        | 0        | 0        | 0        | .500        | .353        |
| Sogard,E      | .000        | 4        | 9          | 0         | 0         | 0         | 0        | 0        | 0        | 0         | 1        | 0        | 0        | 1         | 0        | 1         | 0        | 0        | 0        | 0        | .000        | .100        |
| Vogt,S        | .188        | 5        | 16         | 2         | 3         | 5         | 0        | 1        | 0        | 1         | 0        | 0        | 0        | 1         | 0        | 7         | 0        | 0        | 0        | 0        | .313        | .235        |
| <b>Totals</b> | <b>.217</b> | <b>5</b> | <b>166</b> | <b>15</b> | <b>36</b> | <b>63</b> | <b>6</b> | <b>3</b> | <b>5</b> | <b>14</b> | <b>1</b> | <b>1</b> | <b>1</b> | <b>14</b> | <b>2</b> | <b>57</b> | <b>1</b> | <b>0</b> | <b>1</b> | <b>1</b> | <b>.380</b> | <b>.280</b> |

| PITCHER       | W        | L        | ERA         | G        | GS       | CG       | GF       | SHO      | SV       | IP          | H         | R         | ER        | HR       | HB       | BB        | IBB      | SO        | WP       | BK       | AVG         |
|---------------|----------|----------|-------------|----------|----------|----------|----------|----------|----------|-------------|-----------|-----------|-----------|----------|----------|-----------|----------|-----------|----------|----------|-------------|
| Anderson,B    | 0        | 0        | 27.00       | 1        | 0        | 0        | 1        | 0        | 0        | 0.1         | 1         | 1         | 1         | 0        | 0        | 1         | 0        | 1         | 1        | 0        | .500        |
| Balfour,G     | 1        | 0        | 0.00        | 3        | 0        | 0        | 3        | 0        | 1        | 3.0         | 0         | 0         | 0         | 0        | 0        | 1         | 0        | 3         | 0        | 0        | .000        |
| Colón,B       | 0        | 1        | 4.50        | 1        | 1        | 0        | 0        | 0        | 0        | 6.0         | 10        | 3         | 3         | 0        | 1        | 0         | 0        | 4         | 0        | 0        | .400        |
| Cook,R        | 0        | 0        | 27.00       | 1        | 0        | 0        | 0        | 0        | 0.2      | 1           | 2         | 2         | 0         | 0        | 0        | 1         | 0        | 1         | 0        | 0        | .333        |
| Doolittle,S   | 0        | 1        | 4.15        | 4        | 0        | 0        | 1        | 0        | 0        | 4.1         | 3         | 2         | 2         | 1        | 0        | 2         | 0        | 6         | 0        | 0        | .176        |
| Gray,S        | 0        | 1        | 2.08        | 2        | 2        | 0        | 0        | 0        | 0        | 13.0        | 10        | 3         | 3         | 1        | 0        | 6         | 1        | 12        | 0        | 0        | .217        |
| Otero,D       | 0        | 0        | 0.00        | 4        | 0        | 0        | 0        | 0        | 0        | 5.2         | 4         | 0         | 0         | 0        | 0        | 0         | 0        | 2         | 0        | 0        | .200        |
| Parker,J      | 1        | 0        | 5.40        | 1        | 1        | 0        | 0        | 0        | 0        | 5.0         | 5         | 3         | 3         | 0        | 0        | 1         | 0        | 1         | 0        | 0        | .263        |
| Straily,D     | 0        | 0        | 4.50        | 1        | 1        | 0        | 0        | 0        | 0        | 6.0         | 4         | 3         | 3         | 1        | 1        | 0         | 0        | 8         | 0        | 0        | .190        |
| <b>Totals</b> | <b>2</b> | <b>3</b> | <b>3.48</b> | <b>5</b> | <b>5</b> | <b>0</b> | <b>5</b> | <b>1</b> | <b>1</b> | <b>44.0</b> | <b>38</b> | <b>17</b> | <b>17</b> | <b>3</b> | <b>2</b> | <b>13</b> | <b>1</b> | <b>38</b> | <b>1</b> | <b>0</b> | <b>.235</b> |

**Game 1 — October 4**  
**Detroit 3, Oakland 2**

**Game 2 — October 5**  
**Oakland 1, Detroit 0**

**Game 3 — October 7**  
**Oakland 6, Detroit 3**

| Detroit       | ab        | r        | h         | bi       |
|---------------|-----------|----------|-----------|----------|
| Jackson cf    | 4         | 1        | 1         | 0        |
| Hunter rf     | 3         | 1        | 1         | 0        |
| Cabrera 3b    | 4         | 0        | 1         | 1        |
| Santiago 3b   | 0         | 0        | 0         | 0        |
| Felder 1b     | 4         | 0        | 1         | 0        |
| Martinez dh   | 4         | 1        | 2         | 0        |
| Avila c       | 4         | 0        | 2         | 1        |
| Infante 2b    | 4         | 0        | 2         | 0        |
| Dirks lf      | 3         | 0        | 0         | 0        |
| Peralta ph    | 1         | 0        | 0         | 0        |
| Kelly lf      | 0         | 0        | 0         | 0        |
| Iglesias ss   | 4         | 0        | 0         | 0        |
| <b>Totals</b> | <b>35</b> | <b>3</b> | <b>10</b> | <b>2</b> |

| Oakland        | ab        | r        | h        | bi       |
|----------------|-----------|----------|----------|----------|
| Crisp cf       | 1         | 0        | 0        | 0        |
| Lowrie ss      | 4         | 0        | 0        | 0        |
| Donaldson 3b   | 4         | 0        | 0        | 0        |
| Moss dh        | 4         | 1        | 1        | 0        |
| Cespedes lf    | 4         | 1        | 2        | 2        |
| Reddick rf     | 4         | 0        | 0        | 0        |
| Vogt c         | 3         | 0        | 0        | 0        |
| Barton 1b      | 3         | 0        | 0        | 0        |
| Sogard 2b      | 2         | 0        | 0        | 0        |
| Callaspo ph-2b | 1         | 0        | 0        | 0        |
| <b>Totals</b>  | <b>30</b> | <b>2</b> | <b>3</b> | <b>2</b> |

|         |     |     |     |   |    |   |
|---------|-----|-----|-----|---|----|---|
| Detroit | 300 | 000 | 000 | 3 | 10 | 0 |
| Oakland | 000 | 000 | 200 | 2 | 3  | 1 |

**E** – Cespedes. **DP** – Oakland 1. **LOB** – Detroit 6, Oakland 4. **2B** – Jackson, Martinez. **3B** – Cespedes. **HR** – Cespedes. **CS** – Hunter.

| Detroit        | ip        | h        | r        | er        | bb        | so        |
|----------------|-----------|----------|----------|-----------|-----------|-----------|
| Scherzer (W)   | 7.0       | 3        | 2        | 2         | 2         | 11        |
| Smyly          | 0.2       | 0        | 0        | 0         | 1         | 2         |
| Benoit (S)     | 1.1       | 0        | 0        | 0         | 0         | 3         |
| <b>Oakland</b> | <b>ip</b> | <b>h</b> | <b>r</b> | <b>er</b> | <b>bb</b> | <b>so</b> |
| Colon (L)      | 6.0       | 10       | 3        | 3         | 0         | 4         |
| Otero          | 1.1       | 0        | 0        | 0         | 0         | 0         |
| Doolittle      | 1.2       | 0        | 0        | 0         | 0         | 3         |

**HBP** – Hunter (by Colon). **WP** – Scherzer. **T** – 3:24. **A** – 48,401.

**Umpires** – Wegner, Bucknor, Darling, Reynolds, Hallion, DiMuro.

| Detroit       | ab        | r        | h        | bi       |
|---------------|-----------|----------|----------|----------|
| Jackson cf    | 4         | 0        | 0        | 0        |
| Hunter rf     | 4         | 0        | 0        | 0        |
| Cabrera 3b    | 4         | 0        | 1        | 0        |
| Felder 1b     | 4         | 0        | 0        | 0        |
| Martinez dh   | 4         | 0        | 0        | 0        |
| Avila c       | 2         | 0        | 0        | 0        |
| Infante 2b    | 2         | 0        | 0        | 0        |
| Kelly lf      | 3         | 0        | 2        | 0        |
| Iglesias ss   | 2         | 0        | 1        | 0        |
| <b>Totals</b> | <b>29</b> | <b>0</b> | <b>4</b> | <b>0</b> |

| Oakland        | ab        | r        | h        | bi       |
|----------------|-----------|----------|----------|----------|
| Crisp cf       | 4         | 0        | 0        | 0        |
| Lowrie ss      | 3         | 0        | 0        | 0        |
| Donaldson 3b   | 4         | 0        | 1        | 0        |
| Moss 1b        | 3         | 0        | 0        | 0        |
| Cespedes lf    | 4         | 1        | 2        | 0        |
| Smith dh       | 4         | 0        | 2        | 0        |
| Reddick rf     | 3         | 0        | 1        | 0        |
| Vogt c         | 4         | 0        | 1        | 1        |
| Sogard 2b      | 2         | 0        | 0        | 0        |
| Callaspo ph-2b | 1         | 0        | 1        | 0        |
| <b>Totals</b>  | <b>32</b> | <b>1</b> | <b>8</b> | <b>1</b> |

|         |     |     |     |   |   |   |
|---------|-----|-----|-----|---|---|---|
| Detroit | 000 | 000 | 000 | 0 | 4 | 0 |
| Oakland | 000 | 000 | 001 | 1 | 8 | 0 |

no outs when winning run scored

**DP** – Oakland 1. **LOB** – Detroit 5, Oakland 10. **2B** – Callaspo. **CS** – Iglesias. **SH** – Iglesias.

| Detroit         | ip        | h        | r        | er        | bb        | so        |
|-----------------|-----------|----------|----------|-----------|-----------|-----------|
| Verlander       | 7.0       | 4        | 0        | 0         | 1         | 11        |
| Smyly           | 0.1       | 1        | 0        | 0         | 1         | 0         |
| Albuquerque (L) | 0.2       | 2        | 1        | 1         | 1         | 2         |
| Porcello        | 0.0       | 1        | 0        | 0         | 0         | 0         |
| <b>Oakland</b>  | <b>ip</b> | <b>h</b> | <b>r</b> | <b>er</b> | <b>bb</b> | <b>so</b> |
| Gray            | 8.0       | 4        | 0        | 0         | 2         | 9         |
| Balfour (W)     | 1.0       | 0        | 0        | 0         | 0         | 0         |

Albuquerque pitched to three batters in the 9th; Porcello pitched to one batter in the ninth.

**T** – 3:23. **A** – 48,292.

**Umpires** – Bucknor, Darling, Reynolds, Hallion, DiMuro, Wegner.

| Oakland       | ab        | r        | h         | bi       |
|---------------|-----------|----------|-----------|----------|
| Crisp cf      | 4         | 1        | 3         | 1        |
| Donaldson 3b  | 4         | 0        | 1         | 0        |
| Lowrie ss     | 5         | 0        | 0         | 0        |
| Moss 1b       | 4         | 1        | 1         | 1        |
| Barton 1b     | 0         | 0        | 0         | 0        |
| Cespedes lf   | 5         | 1        | 1         | 0        |
| Smith dh      | 4         | 1        | 2         | 2        |
| Reddick rf    | 4         | 1        | 1         | 1        |
| Vogt c        | 2         | 1        | 1         | 0        |
| Norris ph-c   | 1         | 0        | 0         | 0        |
| Sogard 2b     | 4         | 0        | 0         | 0        |
| <b>Totals</b> | <b>37</b> | <b>6</b> | <b>10</b> | <b>5</b> |

| Detroit       | ab        | r        | h        | bi       |
|---------------|-----------|----------|----------|----------|
| Jackson cf    | 3         | 0        | 0        | 0        |
| Hunter rf     | 3         | 1        | 1        | 0        |
| Cabrera 3b    | 4         | 0        | 1        | 0        |
| Felder 1b     | 4         | 1        | 2        | 0        |
| Martinez dh   | 4         | 1        | 1        | 1        |
| Peralta lf    | 4         | 0        | 1        | 2        |
| Avila c       | 3         | 0        | 0        | 0        |
| Infante 2b    | 4         | 0        | 1        | 0        |
| Iglesias ss   | 3         | 0        | 0        | 0        |
| <b>Totals</b> | <b>32</b> | <b>3</b> | <b>7</b> | <b>3</b> |

|         |     |     |     |   |    |   |
|---------|-----|-----|-----|---|----|---|
| Oakland | 001 | 230 | 000 | 6 | 10 | 0 |
| Detroit | 000 | 300 | 000 | 3 | 7  | 1 |

**E** – Cabrera. **DP** – Oakland 2. **LOB** – Oakland 8, Detroit 5. **2B** – Crisp 2, Martinez. **3B** – Vogt. **HR** – Moss, Smith, Reddick. **SB** – Crisp. **SF** – Crisp.

| Oakland        | ip        | h        | r        | er        | bb        | so        |
|----------------|-----------|----------|----------|-----------|-----------|-----------|
| Parker (W)     | 5.0       | 5        | 3        | 3         | 1         | 1         |
| Otero          | 2.0       | 2        | 0        | 0         | 0         | 1         |
| Doolittle      | 1.0       | 0        | 0        | 0         | 0         | 1         |
| Balfour (S)    | 1.0       | 0        | 0        | 0         | 1         | 1         |
| <b>Detroit</b> | <b>ip</b> | <b>h</b> | <b>r</b> | <b>er</b> | <b>bb</b> | <b>so</b> |
| Sanchez (L)    | 4.1       | 8        | 6        | 5         | 2         | 6         |
| Alvarez        | 3.0       | 0        | 0        | 0         | 1         | 3         |
| Veras          | 1.2       | 2        | 0        | 0         | 0         | 3         |

**T** – 3:32. **A** – 43,973.

**Umpires** – Darling, Reynolds, Hallion, DiMuro, Wegner, Bucknor.

**Game 4 — October 8**  
**Detroit 8, Oakland 6**

**Game 5 — October 10**  
**Detroit 3, Oakland 0**

| Oakland        | ab        | r        | h         | bi       | Detroit       | ab        | r        | h        | bi       |
|----------------|-----------|----------|-----------|----------|---------------|-----------|----------|----------|----------|
| Crisp cf       | 5         | 3        | 4         | 1        | Jackson cf    | 5         | 0        | 0        | 0        |
| Donaldson 3b   | 5         | 0        | 1         | 0        | Hunter rf     | 5         | 1        | 1        | 0        |
| Lowrie ss      | 4         | 2        | 2         | 3        | Cabrera 3b    | 4         | 1        | 1        | 2        |
| Moss 1b        | 4         | 0        | 0         | 0        | Iglesias ss   | 0         | 0        | 0        | 0        |
| Cespedes lf    | 5         | 0        | 2         | 2        | Fielder 1b    | 3         | 0        | 1        | 0        |
| Smith dh       | 4         | 0        | 1         | 0        | Martinez dh   | 4         | 1        | 3        | 0        |
| Reddick rf     | 4         | 0        | 1         | 0        | Peralta ss    | 4         | 0        | 2        | 0        |
| Vogt c         | 4         | 1        | 1         | 0        | Santiago 3b   | 0         | 0        | 0        | 0        |
| Sogard 2b      | 1         | 0        | 0         | 0        | Avila c       | 3         | 0        | 0        | 0        |
| Callaspo ph-2b | 1         | 0        | 0         | 0        | Infante 2b    | 4         | 0        | 0        | 1        |
| <b>Totals</b>  | <b>37</b> | <b>6</b> | <b>12</b> | <b>6</b> | Kelly lf      | 2         | 0        | 0        | 0        |
|                |           |          |           |          | <b>Totals</b> | <b>34</b> | <b>3</b> | <b>8</b> | <b>3</b> |

| Detroit       | ab        | r        | h        | bi       | Oakland       | ab        | r        | h        | bi       |
|---------------|-----------|----------|----------|----------|---------------|-----------|----------|----------|----------|
| Jackson cf    | 4         | 0        | 1        | 1        | Crisp cf      | 4         | 0        | 0        | 0        |
| Hunter rf     | 4         | 0        | 0        | 0        | Donaldson 3b  | 4         | 0        | 0        | 0        |
| Cabrera 3b    | 4         | 0        | 1        | 0        | Lowrie ss     | 4         | 0        | 1        | 0        |
| Santiago 3b   | 0         | 0        | 0        | 0        | Cespedes lf   | 3         | 0        | 1        | 0        |
| Fielder 1b    | 3         | 1        | 1        | 0        | Smith dh      | 4         | 0        | 0        | 0        |
| Martinez dh   | 4         | 2        | 3        | 1        | Moss 1b       | 3         | 0        | 0        | 0        |
| Perez, pr-dh  | 0         | 1        | 0        | 0        | Callaspo 2b   | 3         | 0        | 0        | 0        |
| Peralta lf    | 3         | 1        | 2        | 3        | Reddick rf    | 2         | 0        | 1        | 0        |
| Dirks pr-lf   | 0         | 2        | 0        | 0        | Vogt c        | 3         | 0        | 0        | 0        |
| Avila c       | 3         | 1        | 0        | 0        | <b>Totals</b> | <b>30</b> | <b>0</b> | <b>3</b> | <b>0</b> |
| Infante 2b    | 4         | 0        | 1        | 2        |               |           |          |          |          |
| Iglesias ss   | 3         | 0        | 0        | 0        |               |           |          |          |          |
| <b>Totals</b> | <b>32</b> | <b>8</b> | <b>9</b> | <b>7</b> | Detroit       | 000       | 201      | 000      | 3 8 0    |
|               |           |          |          |          | Oakland       | 000       | 000      | 000      | 0 3 0    |

Oakland 100 020 102 6 12 0  
 Detroit 000 030 23x 8 9 0

**DP** – Oakland 1, Detroit 1. **LOB** – Detroit 9, Oakland 5. **2B** – Lowrie. **HR** – Cabrera. **CS** – Fielder.

**DP** – Oakland 1, Detroit 1. **LOB** – Oakland 9, Detroit 4. **2B** – Cespedes, Reddick, Peralta, Infante. **3B** – Crisp. **HR** – Lowrie, Martinez, Peralta. **SH** – Sogard.

| Detroit       | ip  | h | r | er | bb | so |
|---------------|-----|---|---|----|----|----|
| Verlander (W) | 8.0 | 2 | 0 | 0  | 1  | 10 |
| Benoit (S)    | 1.0 | 1 | 0 | 0  | 0  | 1  |
| Oakland       | ip  | h | r | er | bb | so |
| Gray (L)      | 5.0 | 6 | 3 | 3  | 4  | 3  |
| Otero         | 2.0 | 2 | 0 | 0  | 1  | 0  |
| Doolittle     | 1.0 | 0 | 0 | 0  | 0  | 1  |
| Balfour       | 1.0 | 0 | 0 | 0  | 0  | 2  |

Gray pitched to two batters in the sixth.  
**HBP** – Cespedes (by Benoit).  
**T** – 3:20. **A** – 46,959.  
**Umpires** – Hallion, DiMuro, Wegner, Bucknor, Darling, Reynolds.

| Oakland       | ip  | h | r | er | bb | so |
|---------------|-----|---|---|----|----|----|
| Straily       | 6.0 | 4 | 3 | 3  | 0  | 8  |
| Doolittle (L) | 0.2 | 3 | 2 | 2  | 1  | 1  |
| Otero         | 0.1 | 0 | 0 | 0  | 0  | 1  |
| Cook          | 0.2 | 1 | 2 | 2  | 1  | 1  |
| Anderson      | 0.1 | 1 | 1 | 1  | 1  | 1  |
| Detroit       | ip  | h | r | er | bb | so |
| Fister        | 6.0 | 7 | 3 | 3  | 1  | 1  |
| Scherzer (W)  | 2.0 | 3 | 1 | 1  | 2  | 2  |
| Benoit        | 1.0 | 2 | 2 | 2  | 1  | 2  |

**HBP** – Fielder (by Straily). **WP** – Anderson, Fister.  
**T** – 3:25. **A** – 43,958.  
**Umpires** – Reynolds, Hallion, DiMuro, Wegner, Bucknor, Darling.

# 2014 ALWC

The A's travel to Kansas City in their first appearance in the American League Wild Card one-game playoff and lose to the Royals in 12 innings by a score of 9-8. Brandon Moss hits a two-run home run in the first inning and a three-run home run in the A's five-run sixth inning to set an Athletics postseason record with five RBI. The A's take a 7-3 lead into the eighth inning, but the Royals score three times off Jon Lester to pull to within one. Sean Doolittle allows a run in the ninth for the blown save but Alberto Callaspo has a pinch hit RBI single in the 12th to give the A's the lead. The bullpen then allows two runs in the bottom of the 12th, capped by a two-out RBI single by Salvador Pérez. The Royals steal seven bases, including six over the final four innings.

## FINAL STATISTICS

| PLAYER        | AVG         | G        | AB        | R        | H         | TB        | 2B       | 3B       | HR       | RBI      | SH       | SF       | HP       | BB       | IBB      | SO        | SB       | CS       | DP       | E        | SLG         | OBP         |
|---------------|-------------|----------|-----------|----------|-----------|-----------|----------|----------|----------|----------|----------|----------|----------|----------|----------|-----------|----------|----------|----------|----------|-------------|-------------|
| Callaspo      | 1.000       | 1        | 1         | 0        | 1         | 1         | 0        | 0        | 0        | 1        | 0        | 0        | 0        | 0        | 0        | 0         | 0        | 0        | 0        | 0        | 1.000       | 1.000       |
| Crisp         | .333        | 1        | 6         | 1        | 2         | 2         | 0        | 0        | 0        | 1        | 0        | 0        | 0        | 0        | 0        | 3         | 0        | 0        | 0        | 0        | .333        | .333        |
| Donaldson     | .400        | 1        | 5         | 1        | 2         | 2         | 0        | 0        | 0        | 0        | 0        | 0        | 0        | 1        | 0        | 2         | 0        | 0        | 0        | 0        | .400        | .500        |
| Freiman       | .000        | 1        | 1         | 0        | 0         | 0         | 0        | 0        | 0        | 0        | 0        | 0        | 0        | 0        | 0        | 0         | 0        | 0        | 0        | 0        | .000        | .000        |
| Fuld          | .400        | 1        | 5         | 1        | 2         | 2         | 0        | 0        | 0        | 0        | 0        | 0        | 0        | 1        | 0        | 1         | 0        | 0        | 0        | 0        | .400        | .500        |
| Gomes         | .000        | 1        | 0         | 0        | 0         | 0         | 0        | 0        | 0        | 0        | 0        | 0        | 0        | 0        | 0        | 0         | 0        | 0        | 0        | 0        | .000        | .000        |
| Lowrie        | .000        | 1        | 5         | 0        | 0         | 0         | 0        | 0        | 0        | 0        | 1        | 0        | 0        | 0        | 0        | 0         | 0        | 0        | 0        | 0        | .000        | .000        |
| Moss          | .400        | 1        | 5         | 2        | 2         | 8         | 0        | 0        | 2        | 5        | 0        | 0        | 0        | 1        | 1        | 2         | 0        | 0        | 0        | 0        | 1.600       | .500        |
| Norris        | .200        | 1        | 5         | 1        | 1         | 1         | 0        | 0        | 0        | 1        | 0        | 0        | 0        | 0        | 0        | 2         | 0        | 0        | 0        | 0        | .200        | .200        |
| Punto         | .000        | 1        | 2         | 0        | 0         | 0         | 0        | 0        | 0        | 0        | 0        | 0        | 0        | 0        | 0        | 1         | 0        | 0        | 0        | 0        | .000        | .000        |
| Reddick       | .500        | 1        | 4         | 2        | 2         | 2         | 0        | 0        | 0        | 0        | 0        | 0        | 0        | 2        | 0        | 0         | 0        | 0        | 0        | 0        | .500        | .667        |
| Sogard        | .250        | 1        | 4         | 0        | 1         | 1         | 0        | 0        | 0        | 0        | 0        | 0        | 0        | 0        | 0        | 2         | 0        | 0        | 0        | 0        | .250        | .250        |
| Soto          | .000        | 1        | 1         | 0        | 0         | 0         | 0        | 0        | 0        | 0        | 0        | 0        | 0        | 0        | 0        | 1         | 0        | 0        | 0        | 0        | .000        | .000        |
| Vogt          | .000        | 1        | 3         | 0        | 0         | 0         | 0        | 0        | 0        | 0        | 0        | 0        | 0        | 1        | 0        | 1         | 0        | 0        | 0        | 0        | .000        | .250        |
| <b>Totals</b> | <b>.277</b> | <b>1</b> | <b>47</b> | <b>8</b> | <b>13</b> | <b>19</b> | <b>0</b> | <b>0</b> | <b>2</b> | <b>8</b> | <b>1</b> | <b>0</b> | <b>0</b> | <b>6</b> | <b>1</b> | <b>15</b> | <b>0</b> | <b>0</b> | <b>0</b> | <b>0</b> | <b>.404</b> | <b>.358</b> |

| PITCHER       | W        | L        | ERA         | G        | GS       | CG       | GF       | SHO      | SV       | IP          | H         | R        | ER       | HR       | HB       | BB       | IBB      | SO       | WP       | BK       | AVG         |
|---------------|----------|----------|-------------|----------|----------|----------|----------|----------|----------|-------------|-----------|----------|----------|----------|----------|----------|----------|----------|----------|----------|-------------|
| Abad          | 0        | 0        | 0.00        | 1        | 0        | 0        | 0        | 0        | 0        | 0.1         | 0         | 0        | 0        | 0        | 0        | 0        | 0        | 0        | 0        | 0        | .000        |
| Doolittle     | 0        | 0        | 4.50        | 1        | 0        | 0        | 0        | 0        | 0        | 2.0         | 2         | 1        | 1        | 0        | 0        | 0        | 0        | 0        | 0        | 0        | .400        |
| Gregerson     | 0        | 0        | 0.00        | 1        | 0        | 0        | 0        | 0        | 0        | 0.2         | 1         | 0        | 0        | 0        | 0        | 1        | 0        | 2        | 1        | 0        | .333        |
| Hammel        | 0        | 0        | ---         | 1        | 0        | 0        | 1        | 0        | 0        | 0.0         | 1         | 0        | 0        | 0        | 0        | 0        | 0        | 0        | 0        | 0        | 01.000      |
| Lester        | 0        | 0        | 7.36        | 1        | 1        | 0        | 0        | 0        | 0        | 7.1         | 8         | 6        | 6        | 0        | 2        | 0        | 5        | 0        | 0        | 0        | .286        |
| Otero         | 0        | 1        | 13.50       | 1        | 0        | 0        | 0        | 0        | 0        | 1.1         | 3         | 2        | 2        | 0        | 0        | 0        | 0        | 1        | 0        | 0        | .500        |
| <b>Totals</b> | <b>0</b> | <b>1</b> | <b>6.94</b> | <b>1</b> | <b>1</b> | <b>0</b> | <b>1</b> | <b>0</b> | <b>0</b> | <b>11.2</b> | <b>15</b> | <b>9</b> | <b>9</b> | <b>0</b> | <b>0</b> | <b>3</b> | <b>0</b> | <b>8</b> | <b>1</b> | <b>0</b> | <b>.341</b> |

September 30  
 Kansas City 9, Oakland 8 (12)

| Oakland        | ab        | r        | h         | bi       | Oakland            | ip        | h        | r        | er        | bb        | so        |
|----------------|-----------|----------|-----------|----------|--------------------|-----------|----------|----------|-----------|-----------|-----------|
| Crisp cf       | 6         | 1        | 2         | 1        | Lester             | 7.1       | 8        | 6        | 6         | 2         | 5         |
| Gomes lf       | 0         | 0        | 0         | 0        | Gregerson          | 0.2       | 1        | 0        | 0         | 1         | 2         |
| Fuld lf-cf     | 5         | 1        | 2         | 0        | Doolittle          | 2.0       | 2        | 1        | 1         | 0         | 0         |
| Donaldson 3b   | 5         | 1        | 2         | 0        | Otero (L)          | 1.1       | 3        | 2        | 2         | 0         | 1         |
| Moss dh        | 5         | 2        | 2         | 5        | Abad               | 0.1       | 0        | 0        | 0         | 0         | 0         |
| Reddick rf     | 4         | 2        | 2         | 0        | Hammel             | 0.0       | 1        | 0        | 0         | 0         | 0         |
| Lowrie ss      | 5         | 0        | 0         | 0        | <b>Kansas City</b> | <b>ip</b> | <b>h</b> | <b>r</b> | <b>er</b> | <b>bb</b> | <b>so</b> |
| Vogt 1b        | 3         | 0        | 0         | 0        | Shields            | 5.0       | 5        | 4        | 4         | 2         | 6         |
| Freiman ph-1b  | 1         | 0        | 0         | 0        | Ventura            | 0.1       | 2        | 2        | 2         | 0         | 0         |
| Callaspo ph-1b | 1         | 0        | 1         | 1        | Herrera            | 1.2       | 4        | 1        | 1         | 0         | 3         |
| Soto c         | 1         | 0        | 0         | 0        | Davis              | 1.0       | 0        | 0        | 0         | 0         | 1         |
| Norris c       | 5         | 1        | 1         | 1        | Holland            | 1.0       | 0        | 0        | 0         | 3         | 1         |
| Sogard 2b      | 4         | 0        | 1         | 0        | Finnegan           | 2.1       | 1        | 1        | 1         | 1         | 3         |
| Punto ph-2b    | 2         | 0        | 0         | 0        | Frasor (W)         | 0.2       | 1        | 0        | 0         | 0         | 1         |
| <b>Totals</b>  | <b>47</b> | <b>8</b> | <b>13</b> | <b>8</b> |                    |           |          |          |           |           |           |

**WP** – Gregerson, Ventura, Frasor. **PB** – Perez.

**T** – 4:45. **A** – 40,502.

**Umpires** – Miller, Davis, lassogna, Welke, Hoye, Tichenor.

| <b>Kansas City</b> | <b>ab</b> | <b>r</b> | <b>h</b>  | <b>bi</b> |
|--------------------|-----------|----------|-----------|-----------|
| Escobar ss         | 4         | 1        | 2         | 0         |
| Aoki rf            | 4         | 1        | 0         | 1         |
| Nix 3b             | 1         | 0        | 0         | 0         |
| Cain cf-rf         | 6         | 2        | 2         | 2         |
| Hosmer 1b          | 4         | 2        | 3         | 1         |
| Butler dh          | 4         | 0        | 2         | 2         |
| Gore pr-dh         | 0         | 0        | 0         | 0         |
| Colon ph-dh        | 1         | 1        | 1         | 1         |
| Gordon lf          | 5         | 0        | 0         | 0         |
| Perez c            | 6         | 0        | 1         | 1         |
| Infante 2b         | 5         | 0        | 2         | 0         |
| Moustakas 3b       | 3         | 1        | 1         | 0         |
| Willingham ph      | 1         | 0        | 1         | 0         |
| Dyson pr-cf        | 0         | 1        | 0         | 0         |
| <b>Totals</b>      | <b>44</b> | <b>9</b> | <b>15</b> | <b>8</b>  |

Oakland 200 005 000 001 813 0  
 Kansas City 102 000 031 002 915 0  
 two outs when winning run scored

**DP** – Kansas City 1. **LOB** – Oakland 10, Kansas City 8. **2B** – Cain. **3B** – Hosmer.

**HR** – Moss 2. **SB** – Escobar, Aoki, Cain, Gore, Colon, Gordon, Dyson. **CS** – Hosmer. **SH** – Lowrie, Esobar 2, Colon, Dyson. **SF** – Aoki.



# 2018 ALWC

The A's face New York in the American League Wild Card game and lose at Yankee Stadium by a score of 7-2. Liam Hendriks is the A's "opener" and allows a two-run home run to Aaron Judge in the bottom of the first inning for the loss. Lou Trivino comes on to pitch the second inning and tosses 3.0 scoreless innings, allowing just one hit and walking one. Shawn Kelley pitches a scoreless fifth to keep the A's close but New York scores four times in the sixth inning off Fernando Rodney and Blake Treinen to put the game away. Khris Davis hits a two-run home run in the eighth to account for the A's scoring. Oakland is held to five hits by five Yankees pitchers, but also draws five walks and leaves nine runners on base.

## FINAL STATISTICS

| PLAYER        | AVG         | G        | AB        | R        | H        | TB       | 2B       | 3B       | HR       | RBI      | SH       | SF       | HP       | BB       | IBB      | SO        | SB       | CS       | DP       | E        | SLG         | OBP         |
|---------------|-------------|----------|-----------|----------|----------|----------|----------|----------|----------|----------|----------|----------|----------|----------|----------|-----------|----------|----------|----------|----------|-------------|-------------|
| Canha,M       | .000        | 1        | 1         | 0        | 0        | 0        | 0        | 0        | 0        | 0        | 0        | 0        | 0        | 0        | 0        | 1         | 0        | 0        | 0        | 0        | .000        | .000        |
| Chapman,M     | .200        | 1        | 5         | 0        | 1        | 1        | 0        | 0        | 0        | 0        | 0        | 0        | 0        | 0        | 0        | 0         | 0        | 0        | 0        | 0        | .200        | .200        |
| Davis,K       | .250        | 1        | 4         | 1        | 1        | 4        | 0        | 0        | 1        | 2        | 0        | 0        | 0        | 0        | 0        | 2         | 0        | 0        | 0        | 1        | .250        | .000        |
| Laureano,R    | .000        | 1        | 3         | 0        | 0        | 0        | 0        | 0        | 0        | 0        | 0        | 0        | 0        | 1        | 0        | 2         | 0        | 0        | 0        | 0        | .000        | .250        |
| Lowrie,J      | .000        | 1        | 4         | 1        | 0        | 0        | 0        | 0        | 0        | 0        | 0        | 0        | 0        | 0        | 0        | 1         | 0        | 0        | 0        | 0        | .000        | .000        |
| Lucroy,J      | .250        | 1        | 4         | 0        | 1        | 1        | 0        | 0        | 0        | 0        | 0        | 0        | 0        | 0        | 0        | 2         | 0        | 0        | 0        | 0        | .250        | .250        |
| Martini,N     | .250        | 1        | 4         | 0        | 1        | 1        | 0        | 0        | 0        | 0        | 0        | 0        | 0        | 0        | 0        | 2         | 0        | 0        | 0        | 0        | .250        | .250        |
| Olson,M       | .000        | 1        | 2         | 0        | 0        | 0        | 0        | 0        | 0        | 0        | 0        | 0        | 0        | 2        | 0        | 0         | 0        | 0        | 0        | 0        | .000        | .500        |
| Piscotty,S    | .000        | 1        | 3         | 0        | 0        | 0        | 0        | 0        | 0        | 0        | 0        | 0        | 0        | 1        | 0        | 2         | 0        | 0        | 0        | 0        | .000        | .250        |
| Semien,M      | .333        | 1        | 3         | 0        | 1        | 1        | 0        | 0        | 0        | 0        | 0        | 0        | 0        | 1        | 0        | 1         | 0        | 0        | 0        | 0        | .333        | .500        |
| <b>Totals</b> | <b>.152</b> | <b>1</b> | <b>33</b> | <b>2</b> | <b>5</b> | <b>8</b> | <b>0</b> | <b>0</b> | <b>1</b> | <b>2</b> | <b>0</b> | <b>0</b> | <b>0</b> | <b>5</b> | <b>0</b> | <b>13</b> | <b>0</b> | <b>0</b> | <b>0</b> | <b>0</b> | <b>.242</b> | <b>.263</b> |

| PITCHER      | W        | L        | ERA         | G        | GS       | CG       | GF       | SHO      | SV       | IP         | H        | R        | ER       | HR       | HB       | BB       | IBB      | SO       | WP       | BK       | AVG         |
|--------------|----------|----------|-------------|----------|----------|----------|----------|----------|----------|------------|----------|----------|----------|----------|----------|----------|----------|----------|----------|----------|-------------|
| Familia,J    | 0        | 0        | 0.00        | 1        | 0        | 0        | 1        | 0        | 0        | 1.0        | 0        | 0        | 0        | 0        | 0        | 0        | 0        | 1        | 0        | 0        | .000        |
| Hendriks,L   | 0        | 1        | 18.00       | 1        | 1        | 0        | 0        | 0        | 0        | 1.0        | 1        | 2        | 2        | 1        | 0        | 1        | 0        | 1        | 0        | 0        | .250        |
| Kelley,S     | 0        | 0        | 0.00        | 1        | 0        | 0        | 0        | 0        | 0        | 1.0        | 1        | 0        | 0        | 0        | 0        | 0        | 0        | 0        | 0        | 0        | .250        |
| Rodney,F     | 0        | 0        | INF         | 1        | 0        | 0        | 0        | 0        | 0        | 0.0        | 2        | 2        | 2        | 0        | 0        | 0        | 0        | 0        | 1        | 0        | 1.000       |
| Treinen,B    | 0        | 0        | 13.50       | 1        | 0        | 0        | 0        | 0        | 0        | 2.0        | 2        | 3        | 3        | 1        | 0        | 2        | 0        | 0        | 0        | 0        | .286        |
| +Trivino,L   | 0        | 0        | 0.00        | 1        | 0        | 0        | 0        | 0        | 0        | 3.0        | 1        | 0        | 0        | 0        | 0        | 1        | 0        | 4        | 0        | 0        | .111        |
| <b>Totas</b> | <b>0</b> | <b>1</b> | <b>7.88</b> | <b>1</b> | <b>1</b> | <b>0</b> | <b>1</b> | <b>0</b> | <b>0</b> | <b>8.0</b> | <b>7</b> | <b>7</b> | <b>7</b> | <b>2</b> | <b>0</b> | <b>4</b> | <b>0</b> | <b>6</b> | <b>1</b> | <b>0</b> | <b>.241</b> |

October 3  
New York 7, Oakland 2

| Oakland       | ab        | r        | h        | bi       |
|---------------|-----------|----------|----------|----------|
| Martini lf    | 4         | 0        | 1        | 0        |
| Canha ph      | 1         | 0        | 0        | 0        |
| Chapman 3b    | 5         | 0        | 1        | 0        |
| Lowrie 2b     | 4         | 1        | 0        | 0        |
| Davis dh      | 4         | 1        | 1        | 2        |
| Olson 1b      | 2         | 0        | 0        | 0        |
| Piscotty rf   | 3         | 0        | 0        | 0        |
| Laureano cf   | 3         | 0        | 0        | 0        |
| Semien ss     | 3         | 0        | 1        | 0        |
| Lucroy c      | 4         | 0        | 1        | 0        |
| <b>Totals</b> | <b>33</b> | <b>2</b> | <b>5</b> | <b>2</b> |

| New York       | ab        | r        | h        | bi       |
|----------------|-----------|----------|----------|----------|
| McCutchen lf   | 3         | 1        | 0        | 0        |
| Gardner lf     | 0         | 0        | 0        | 0        |
| Judge rf       | 3         | 2        | 2        | 2        |
| Hicks cf       | 4         | 1        | 1        | 1        |
| Stanton dh     | 3         | 2        | 1        | 1        |
| Voit 1b        | 4         | 1        | 1        | 2        |
| Walker 1b      | 0         | 0        | 0        | 0        |
| Gregorius ss   | 3         | 0        | 1        | 1        |
| Andujar 3b     | 1         | 0        | 1        | 0        |
| Hechavarria 3b | 2         | 0        | 0        | 0        |
| Sanchez c      | 3         | 0        | 0        | 0        |
| Torres 2b      | 3         | 0        | 0        | 0        |
| <b>Totals</b>  | <b>29</b> | <b>7</b> | <b>7</b> | <b>7</b> |

|          |     |     |     |   |   |   |
|----------|-----|-----|-----|---|---|---|
| Oakland  | 000 | 000 | 020 | 2 | 5 | 0 |
| New York | 200 | 004 | 01x | 7 | 7 | 1 |

E – Andujar. DP – Oakland 1. LOB – Oakland 9, New York 3. 2B – Judge, Hicks. 3B – Voit. HR – Davis, Judge, Stanton. SB – Stanton. SF – Gregorius.

| Oakland      | ip  | h | r | er | bb | so |
|--------------|-----|---|---|----|----|----|
| Hendriks (L) | 1.0 | 1 | 2 | 2  | 1  | 1  |
| Trivino      | 3.0 | 1 | 0 | 0  | 1  | 4  |
| Kelley       | 1.0 | 1 | 0 | 0  | 0  | 0  |
| Rodney       | 0.0 | 2 | 2 | 2  | 0  | 0  |
| Treinen      | 2.0 | 2 | 3 | 3  | 2  | 0  |
| Familia      | 1.0 | 0 | 0 | 0  | 0  | 1  |
| New York     | ip  | h | r | er | bb | so |
| Severino     | 4.0 | 2 | 0 | 0  | 4  | 7  |
| Betances (W) | 2.0 | 0 | 0 | 0  | 0  | 3  |
| Robertson    | 1.0 | 0 | 0 | 0  | 0  | 1  |
| Britton      | 1.0 | 2 | 2 | 2  | 1  | 0  |
| Chapman      | 1.0 | 1 | 0 | 0  | 0  | 2  |

WP – Rodney.

T – 3:25. A – 49,620.

Umpires – Wolf, Gibson, Davis, Porter, Little, Hoberg.

# 2019 ALWC

The A's host Tampa Bay in the American League Wild Card game and lose by a score of 5-1. Sean Manaea starts for the A's and allows a home run to Yandy Díaz to start the game. He also surrenders a two-run home run to Avisail García in the second inning and a solo home run to Díaz in the third and is relieved by Yusmeiro Petit with no outs in the third inning and the A's trailing 4-0. Oakland scores its lone run in the bottom of the third when Marcus Semien reaches third on an error by third baseman Mike Brosseau and scores on a Ramón Laureano sacrifice fly. Jesús Luzardo pitches 3.0 scoreless innings of relief to keep the A's close but the Rays bullpen blanks the A's on three hits over the final four innings. Jurickson Profar and Robbie Grossman have two hits each but Oakland does not get a runner into scoring position after the fourth inning.

## FINAL STATISTICS

| PLAYER        | AVG         | G        | AB        | R        | H        | TB       | 2B       | 3B       | HR       | RBI      | SH       | SF       | HP       | BB       | IBB      | SO        | SB       | CS       | DP       | E        | SLG         | OBP         |
|---------------|-------------|----------|-----------|----------|----------|----------|----------|----------|----------|----------|----------|----------|----------|----------|----------|-----------|----------|----------|----------|----------|-------------|-------------|
| +Brown,S      | .000        | 1        | 1         | 0        | 0        | 0        | 0        | 0        | 0        | 0        | 0        | 0        | 0        | 0        | 0        | 0         | 0        | 0        | 0        | 0        | .000        | .000        |
| Canha,M       | .000        | 1        | 3         | 0        | 0        | 0        | 0        | 0        | 0        | 0        | 0        | 0        | 0        | 1        | 0        | 2         | 0        | 0        | 0        | 0        | .000        | .250        |
| Chapman,M     | .333        | 1        | 3         | 0        | 1        | 1        | 0        | 0        | 0        | 0        | 0        | 0        | 0        | 1        | 0        | 0         | 0        | 0        | 0        | 0        | .333        | .500        |
| Davis,K       | .000        | 1        | 4         | 0        | 0        | 0        | 0        | 0        | 0        | 0        | 0        | 0        | 0        | 0        | 0        | 3         | 0        | 0        | 0        | 0        | .000        | .000        |
| Grossman,R    | .500        | 1        | 4         | 0        | 2        | 2        | 0        | 0        | 0        | 0        | 0        | 0        | 0        | 0        | 0        | 1         | 0        | 0        | 0        | 0        | .500        | .500        |
| Laureano,R    | .333        | 1        | 3         | 0        | 1        | 1        | 0        | 0        | 0        | 1        | 0        | 1        | 0        | 0        | 0        | 1         | 0        | 0        | 0        | 0        | .333        | .250        |
| +Murphy,S     | .000        | 1        | 1         | 0        | 0        | 0        | 0        | 0        | 0        | 0        | 0        | 0        | 0        | 0        | 0        | 0         | 0        | 0        | 1        | 0        | .000        | .000        |
| Olson,M       | .333        | 1        | 3         | 0        | 1        | 1        | 0        | 0        | 0        | 0        | 0        | 0        | 0        | 1        | 0        | 1         | 0        | 0        | 1        | 0        | .333        | .500        |
| Phegley,J     | .000        | 1        | 2         | 0        | 0        | 0        | 0        | 0        | 0        | 0        | 0        | 0        | 0        | 0        | 0        | 1         | 0        | 0        | 0        | 0        | .000        | .000        |
| Profar,J      | .500        | 1        | 4         | 0        | 2        | 2        | 0        | 0        | 0        | 0        | 0        | 0        | 0        | 0        | 0        | 1         | 0        | 0        | 0        | 0        | .500        | .500        |
| Semien,M      | .200        | 1        | 5         | 1        | 1        | 1        | 0        | 0        | 0        | 0        | 0        | 0        | 0        | 0        | 0        | 2         | 0        | 0        | 0        | 0        | .200        | .200        |
| <b>Totals</b> | <b>.242</b> | <b>1</b> | <b>33</b> | <b>1</b> | <b>8</b> | <b>8</b> | <b>0</b> | <b>0</b> | <b>0</b> | <b>1</b> | <b>0</b> | <b>1</b> | <b>0</b> | <b>3</b> | <b>0</b> | <b>12</b> | <b>0</b> | <b>0</b> | <b>2</b> | <b>0</b> | <b>.242</b> | <b>.297</b> |

| PITCHER       | W        | L        | ERA         | G        | GS       | CG       | GF       | SHO      | SV       | IP         | H        | R        | ER       | HR       | HB       | BB       | IBB      | SO        | WP       | BK       | AVG         |
|---------------|----------|----------|-------------|----------|----------|----------|----------|----------|----------|------------|----------|----------|----------|----------|----------|----------|----------|-----------|----------|----------|-------------|
| Diekman,J     | 0        | 0        | 0.00        | 1        | 0        | 0        | 0        | 0        | 0        | 0.1        | 0        | 0        | 0        | 0        | 0        | 0        | 0        | 0         | 0        | 0        | .000        |
| Hendriks,L    | 0        | 0        | 0.00        | 1        | 0        | 0        | 1        | 0        | 0        | 1.0        | 0        | 0        | 0        | 0        | 0        | 0        | 0        | 1         | 0        | 0        | .000        |
| +Luzardo,J    | 0        | 0        | 0.00        | 1        | 0        | 0        | 0        | 0        | 0        | 3.0        | 1        | 0        | 0        | 0        | 0        | 2        | 0        | 4         | 0        | 0        | .100        |
| Manaea,S      | 0        | 1        | 18.00       | 1        | 1        | 0        | 0        | 0        | 0        | 2.0        | 4        | 4        | 4        | 3        | 0        | 0        | 0        | 5         | 0        | 0        | .400        |
| Petit,Y       | 0        | 0        | 3.38        | 1        | 0        | 0        | 0        | 0        | 0        | 2.2        | 2        | 1        | 1        | 1        | 0        | 0        | 0        | 2         | 0        | 0        | .200        |
| <b>Totals</b> | <b>0</b> | <b>1</b> | <b>5.00</b> | <b>1</b> | <b>1</b> | <b>0</b> | <b>1</b> | <b>0</b> | <b>0</b> | <b>9.0</b> | <b>7</b> | <b>5</b> | <b>5</b> | <b>4</b> | <b>0</b> | <b>2</b> | <b>0</b> | <b>12</b> | <b>0</b> | <b>0</b> | <b>.206</b> |

October 2  
Tampa Bay 5, Oakland 1

| Tampa Bay         | ab        | r        | h        | bi       |
|-------------------|-----------|----------|----------|----------|
| Diaz 1b           | 4         | 2        | 3        | 2        |
| Wendle pr-3b      | 0         | 0        | 0        | 0        |
| Pham dh           | 4         | 1        | 2        | 1        |
| Meadows lf        | 3         | 0        | 0        | 0        |
| d'Arnaud c        | 4         | 0        | 0        | 0        |
| Duffy 3b          | 1         | 1        | 1        | 0        |
| Lowe ph-2b        | 3         | 0        | 0        | 0        |
| Garcia rf         | 4         | 1        | 1        | 2        |
| Adames ss         | 4         | 0        | 0        | 0        |
| Kiermaier cf      | 4         | 0        | 0        | 0        |
| Brosseau 2b-3b-1b | 2         | 0        | 0        | 0        |
| Choi ph-1b        | 1         | 0        | 0        | 0        |
| <b>Totals</b>     | <b>34</b> | <b>5</b> | <b>7</b> | <b>5</b> |

| Oakland       | ab        | r        | h        | bi       |
|---------------|-----------|----------|----------|----------|
| Semien ss     | 5         | 1        | 1        | 0        |
| Laureano rf   | 3         | 0        | 1        | 1        |
| Chapman 3b    | 3         | 0        | 1        | 0        |
| Olson 1b      | 3         | 0        | 1        | 0        |
| Canha cf      | 3         | 0        | 0        | 0        |
| Profar 2b     | 4         | 0        | 2        | 0        |
| Davis dh      | 4         | 0        | 0        | 0        |
| Grossman lf   | 4         | 0        | 2        | 0        |
| Murphy c      | 1         | 0        | 0        | 0        |
| Brown ph      | 1         | 0        | 0        | 0        |
| Phegley c     | 2         | 0        | 0        | 0        |
| <b>Totals</b> | <b>33</b> | <b>1</b> | <b>8</b> | <b>1</b> |

|           |     |     |     |   |   |   |
|-----------|-----|-----|-----|---|---|---|
| Tampa Bay | 121 | 010 | 000 | 5 | 7 | 1 |
| Oakland   | 001 | 000 | 000 | 1 | 8 | 0 |

E – Brosseau. DP – Tampa Bay 2. LOB – Tampa Bay 4, Oakland 9. HR – Diaz 2, Pham, Garcia. SB – Pham. SF – Laureano.

| Tampa Bay  | ip  | h | r | er | bb | so |
|------------|-----|---|---|----|----|----|
| Morton (W) | 5.0 | 5 | 1 | 0  | 3  | 4  |
| Castillo   | 2.0 | 2 | 0 | 0  | 0  | 3  |
| Anderson   | 1.1 | 1 | 0 | 0  | 0  | 4  |
| Pagan      | 0.2 | 0 | 0 | 0  | 0  | 1  |
| Oakland    | ip  | h | r | er | bb | so |
| Manaea (L) | 2.0 | 4 | 4 | 4  | 0  | 5  |
| Petit      | 2.2 | 2 | 1 | 1  | 0  | 2  |
| Diekman    | 0.1 | 0 | 0 | 0  | 0  | 0  |
| Luzardo    | 3.0 | 1 | 0 | 0  | 2  | 4  |
| Hendriks   | 1.0 | 0 | 0 | 0  | 0  | 1  |

T – 3:18. A – 54,005.

Umpires – Fairchild, Culbreth, Miller, Guccione, Barrett, Hamari.



# ATHLETICS ALL-TIME ROSTER

|                                   |                                     |                                  |                                  |
|-----------------------------------|-------------------------------------|----------------------------------|----------------------------------|
| <b>A</b>                          | Axford, John ..... 2016-17          | Benson, Vern ..... 1943, 46      | Bostick, Henry ..... 1915        |
| Abad, Andy ..... 2001             | Azcue, Joe ..... 1962-63            | Benton, Al ..... 1934-35         | Bournigal, Rafael ..... 1996-98  |
| Abad, Fernando ..... 2014-15      | <b>B</b>                            | Berger, Johnny ..... 1922        | Bourque, Pat ..... 1973-74       |
| Abbott, Glenn ..... 1973-76       | Babe, Loren ..... 1953              | Bernazard, Tony ..... 1987       | Bowen, Rob ..... 2007-08         |
| Abbott, Kurt ..... 1993, 98       | Babich, Johnny ..... 1940-41        | Bernhard, Bill ..... 1901-02     | Bowers, Cedrick ..... 2010       |
| Aber, Al ..... 1957               | Babitt, Shooety ..... 1981          | Berroa, Geronimo ..... 1994-97   | Bowie, Jim ..... 1994            |
| Abernathy, Tal ..... 1942-44      | Bacon, Eddie ..... 1917             | Berry, Charlie ..... 1925,       | Bowie, Michah ..... 2002-03      |
| Accardo, Jeremy ..... 2012        | Bagwell, Bill ..... 1925            | 34-36, 38                        | Bowles, Charlie ..... 1943, 45   |
| Acosta, Merito ..... 1918         | Bahnsen, Stan ..... 1975-77         | Berry, Claude ..... 1906-07      | Bowlin, Weldon ..... 1967        |
| Acre, Mark ..... 1994-97          | Bailey, Andrew ..... 2009-11        | Berry, Joe ..... 1944-46         | Bowman, Joe ..... 1932           |
| Adams, Dick ..... 1947            | Bailey, Gene ..... 1917             | Bertoia, Reno ..... 1961         | Bowsfield, Ted ..... 1963-64     |
| Adams, Mike ..... 1978            | Bailey, Homer ..... 2019            | Besse, Herman ..... 1940-43, 46  | Boyd, Bob ..... 1961             |
| Adams, Willie ..... 1918-19       | Baines, Harold ..... 1990-92        | Bettendorf, Jeff ..... 1984      | Boyer, Clete ..... 1955-57       |
| Adams, Willie ..... 1996-97       | Bair, Doug ..... 1977, 86           | Bevan, Hal ..... 1952, 55        | Boyer, Cloyd ..... 1955          |
| Adkins, Dick ..... 1942           | Baisley, Jeff ..... 2008            | Biasatti, Hank ..... 1949        | Braden, Dallas ..... 2007-11     |
| Afenir, Troy ..... 1990-91        | Baker, Bock ..... 1901              | Bigbee, Lyle ..... 1920          | Bradford, Bill ..... 1956        |
| Aker, Jack ..... 1964-68          | Baker, Dusty ..... 1985-86          | Billings, Bruce ..... 2011       | Bradford, Chad ..... 2001-04     |
| Akerfelds, Darrel ..... 1986      | Baker, Frank ..... 1908-14          | Binks, George ..... 1947-48      | Bradley, Bert ..... 1983         |
| Alcántara, Arismendy ..... 2016   | Baker, Neal ..... 1927              | Birtas, Tim ..... 1985-86        | Bradley, Milton ..... 2006-07    |
| Alcántara, Raul ..... 2016-17     | Baker, Scott ..... 1995             | Bishop, Bill ..... 1921          | Bradshaw, Dallas ..... 1917      |
| Aldrete, Mike ..... 1993-95       | Baker, Steve ..... 1982-83          | Bishop, Charlie ..... 1952-55    | Brady, Michael ..... 2017        |
| Alexander, Gary ..... 1978        | Balfour, Grant ..... 2011-13        | Bishop, Max ..... 1924-33        | Brancato, Al ..... 1939-41, 45   |
| Alexander, Matt ..... 1975-77     | Bando, Chris ..... 1989             | Bitker, Joe ..... 1990           | Branom, Dud ..... 1927           |
| Allen, Bob ..... 1919             | Bando, Sal ..... 1966-76            | Black, Don ..... 1943-45         | Brant, Marshall ..... 1983       |
| Allen, Brandon ..... 2011-12      | Bankston, Everett ..... 1915        | Blackburn, Paul ..... 2017-19    | Brazill, Frank ..... 1921-22     |
| Allen, Dick ..... 1977            | Bankston, Wes ..... 2008            | Blackley, Travis ..... 2012      | Breckinridge, Bill ..... 1929    |
| Allison, Dana ..... 1991          | Barbee, Dave ..... 1926             | Blackwell, Ewell ..... 1955      | Breslow, Craig ..... 2009-11     |
| Almon, Bill ..... 1983-84         | Barna, Babe ..... 1937-38           | Blaeholder, George ..... 1935    | Bressler, Rube ..... 1914-16     |
| Alonso, Yonder ..... 2016-17      | Barr, Scotty ..... 1908-09          | Blair, Buddy ..... 1942          | Brewer, Billy ..... 1997         |
| Alou, Felipe ..... 1970-71        | Barreto, Franklin ..... 2017-19     | Blair, Carson ..... 2015         | Brickley, George ..... 1913      |
| Alou, Jesus ..... 1973-74         | Barrett, Bill ..... 1921            | Blake, Ed ..... 1957             | Briggs, John ..... 1960          |
| Alou, Matty ..... 1972            | Barrett, Dick ..... 1933            | Blanchard, Johnny ..... 1965     | Briscoe, John ..... 1991-96      |
| Alston, Dell ..... 1978           | Barry, Hardin ..... 1912            | Blanco, Gil ..... 1966           | Brissie, Lou ..... 1947-51       |
| Alusik, George ..... 1962-64      | Barry, Jack ..... 1908-15           | Blankenship, Lance ..... 1988-93 | Brito, Tilson ..... 1997         |
| Alvarez, R.J. .... 2015           | Barthold, John ..... 1904           | Blanks, Kyle ..... 2014          | Broberg, Pete ..... 1978         |
| Alyea, Brant ..... 1972           | Bartley, Bill ..... 1906-07         | Blanton, Joe ..... 2004-08       | Brooks, Aaron ..... 2015, 18-19  |
| Ambler, Wayne ..... 1937-39       | Bartling, Irv ..... 1938            | Blasingame, Don ..... 1966       | Brooks, Bobby ..... 1969-72      |
| Ancker, Walter ..... 1915         | Barton, Daric ..... 2007-14         | Blefary, Curt ..... 1971-72      | Brosius, Scott ..... 1991-97     |
| Anderson, Brett ..... 2009-13,    | Barton, Harry ..... 1905            | Bleich, Jeremy ..... 2018        | Brothers, Art ..... 1906         |
| 18-19                             | Bass, Norm ..... 1961-63            | Blemker, Ray ..... 1960          | Brown, Andrew ..... 2007-08      |
| Anderson, Bryan ..... 2014-15     | Bassitt, Chris ..... 2015-16, 18-19 | Blevins, Jerry ..... 2007-13     | Brown, Boardwalk ..... 1911-14   |
| Anderson, Dwain ..... 1971-72     | Bates, Charlie ..... 1927           | Blowers, Mike ..... 1998         | Brown, Darrell ..... 1982        |
| Anderson, Tanner ..... 2019       | Bates, Ray ..... 1917               | Blue, Bert ..... 1908            | Brown, Dee ..... 2007            |
| Anderson, Walter ..... 1917, 19   | Bathe, Bill ..... 1986              | Blue, Vida ..... 1969-77         | Brown, Emil ..... 2008           |
| Andrews, Elbert ..... 1925        | Batista, Tony ..... 1996-97         | Boak, Chet ..... 1960            | Brown, Jeremy ..... 2006         |
| Andrews, Mike ..... 1973          | Battle, Allen ..... 1996            | Boardman, Charlie ..... 1913-14  | Brown, Jim ..... 1916            |
| Andujar, Joaquin ..... 1986-87    | Batton, Chris ..... 1976            | Bocachica, Hiram ..... 2005-07   | Brown, Larry ..... 1971-72       |
| Appier, Kevin ..... 1999-00       | Bauer, Hank ..... 1960-61           | Bochte, Bruce ..... 1984-86      | Brown, Norm ..... 1943, 46       |
| Applegate, Fred ..... 1904        | Bauer, Lou ..... 1918               | Bodie, Ping ..... 1917           | Brown, Ollie ..... 1972          |
| Archer, Fred ..... 1936-37        | Baumgartner, Stan ..... 1924-26     | Boever, Joe ..... 1993           | Brown, Seth ..... 2019           |
| Archer, Jim ..... 1961-62         | Baxes, Mike ..... 1956, 58          | Bogle, Warren ..... 1968         | Browne, Jerry ..... 1992-93      |
| Armas, Marcos ..... 1993          | Baylor, Don ..... 1976, 88          | Bohen, Pat ..... 1913            | Bruce, Lou ..... 1904            |
| Armas, Tony ..... 1977-82         | Beane, Billy ..... 1989             | Boley, Joe ..... 1927-32         | Brucker, Earle ..... 1937-40, 43 |
| Armbruster, Harry ..... 1906      | Beard, Dave ..... 1980-83           | Bollweg, Don ..... 1954-55       | Brucker, Earle ..... 1948        |
| Armstrong, George ..... 1946      | Becker, Rich ..... 1999-00          | Bolt, Skye ..... 2019            | Bruggy, Frank ..... 1922-24      |
| Armstrong, Howard ..... 1911      | Beckmann, Bill ..... 1939-42        | Bonner, Frank ..... 1902         | Brugman, Jaycob ..... 2017       |
| Arndt, Larry ..... 1989           | Belitz, Todd ..... 2000             | Bonser, Boof ..... 2010          | Brumley, Mike ..... 1994         |
| Arntzen, Ori ..... 1943           | Bell, Kevin ..... 1982              | Boone, Dan ..... 1919            | Brunet, George ..... 1956-57,    |
| Arroyo, Fernando ..... 1982, 86   | Bella, Zeke ..... 1959              | Boone, Ray ..... 1959            | 59-60                            |
| Astroth, Joe ..... 1945-46, 50-56 | Bellhorn, Mark ..... 1997-98,       | Bordj, Rich ..... 1980-81, 88    | Bryan, Billy ..... 1961-66       |
| Atherton, Keith ..... 1983-86     | 00-01                               | Bordick, Mike ..... 1990-96      | Bryant, Derek ..... 1979         |
| Atkins, Tommy ..... 1909-10       | Bender, Chief ..... 1903-14         | Bosetti, Rick ..... 1981-82      | Buchter, Ryan ..... 2018-19      |
|                                   |                                     | Bosman, Dick ..... 1975-76       | Buck, Travis ..... 2007-10       |

|                        |                |                        |                 |                        |                    |                             |                |
|------------------------|----------------|------------------------|-----------------|------------------------|--------------------|-----------------------------|----------------|
| Budaska, Mark.....     | 1978, 81       | Castro, Simon.....     | 2017            | Connelly, Steve.....   | 1998               | Davis, Bud.....             | 1915           |
| Bullock, Red.....      | 1936           | Cater, Danny.....      | 1966-69         | Conrad, Brooks.....    | 2008               | Davis, Crash.....           | 1940-42        |
| Burgmeier, Tom.....    | 1983-84        | Caudill, Bill.....     | 1984, 87        | Conroy, Bill.....      | 1935-37            | Davis, Harry.....           | 1901-11, 13-17 |
| Burgo, Bill.....       | 1943-44        | Caulfield, Jake.....   | 1946            | Conroy, Tim.....       | 1978, 82-85        | Davis, Ike.....             | 2015           |
| Burke, Glenn.....      | 1978-79        | Causey, Wayne.....     | 1961-66         | Consolo, Billy.....    | 1962               | Davis, Khris.....           | 2016-19        |
| Burnette, Wally.....   | 1956-58        | Ceccarelli, Art.....   | 1955-56         | Conway, Owen.....      | 1915               | Davis, Mike.....            | 1980-87        |
| Burns, Billy.....      | 2014-16        | Cepeda, Orlando.....   | 1972            | Cook, Ryan.....        | 2012-15            | Davis, Rajai.....           | 2008-10, 17    |
| Burns, Dennis.....     | 1923-24        | Cerv, Bob.....         | 1957-60         | Coombs, Bobby.....     | 1933               | Davis, Storm.....           | 1987-89, 93    |
| Burns, George.....     | 1918-20, 29    | Céspedes, Yoenis.....  | 2012-14         | Coombs, Jack.....      | 1906-14            | Davis, Tod.....             | 1949, 51       |
| Burns, Joe.....        | 1944-45        | Cey, Ron.....          | 1987            | Cooper, Pat.....       | 1946-47            | Davis, Tommy.....           | 1970-71        |
| Burns, Todd.....       | 1988-91        | Chalk, Dave.....       | 1979            | Corcoran, Art.....     | 1915               | Dawley, Bill.....           | 1989           |
| Burris, Ray.....       | 1984           | Chant, Charlie.....    | 1975            | Corsi, Jim.....        | 1988-89, 92, 95-96 | Dean, Chubby.....           | 1936-41        |
| Burroughs, Jeff.....   | 1982-84        | Chapman, Fred.....     | 1939-41         | Cosey, Ray.....        | 1980               | Decker, Jaff.....           | 2017           |
| Burrows, John.....     | 1943           | Chapman, John.....     | 1924            | Cotton, Jharel.....    | 2016-17            | Delesus, David.....         | 2011           |
| Burrus, Dick.....      | 1919-20        | Chapman, Matt.....     | 2017-19         | Cottrell, Ensign.....  | 1913               | Del Greco, Bobby.....       | 1961-63        |
| Burtschy, Moe.....     | 1950-51, 54-56 | Chapman, Sam.....      | 1938-41, 45-51  | Coughtry, Marlan.....  | 1962               | De Los Santos, Fautino..... | 2011-12        |
| Busch, Ed.....         | 1943-45        | Charles, Ed.....       | 1962-67         | Coulombe, Daniel.....  | 2015-18            | Delsing, Jim.....           | 1960           |
| Buschhorn, Don.....    | 1965           | Chavarria, Ossie.....  | 1966-67         | Courtney, Clint.....   | 1961               | DeMaestri, Joe.....         | 1953-59        |
| Bush, Joe.....         | 1912-17, 28    | Chavez, Eric.....      | 1998-2010       | Coveleski, Stan.....   | 1912               | DeMars, Billy.....          | 1948           |
| Butler, Billy.....     | 2015-16        | Chavez, Jesse.....     | 2012-15         | Covington, Wes.....    | 1961               | Denofia, Chris.....         | 2008-09        |
| Buxton, Ralph.....     | 1938           | Chiti, Harry.....      | 1958-60         | Cowgill, Collin.....   | 2012               | Derrick, Claud.....         | 1910-12        |
| Bynum, Freddie.....    | 2005           | Chitren, Steve.....    | 1990-91         | Cox, Glenn.....        | 1955-58            | Derry, Russ.....            | 1946           |
| Byrd, Harry.....       | 1950, 52-53    | Choice, Michael.....   | 2013            | Cox, Jeff.....         | 1980-81            | Desautels, Gene.....        | 1946           |
| Byrnes, Eric.....      | 2000-05        | Chouinard, Bobby.....  | 1996            | Coyne, Toots.....      | 1914               | DeShong, Jimmie.....        | 1932           |
| Byrnes, Jim.....       | 1906           | Christenson, Ryan..... | 1998-01         | Crabb, Roy.....        | 1912               | Detwiler, Ross.....         | 2016           |
|                        |                | Christopher, Russ..... | 1942-47         | Craddock, Walt.....    | 1955-56, 58        | Devine, Joey.....           | 2008, 11       |
| <b>C</b>               |                | Cias, Darryl.....      | 1983            | Craig, George.....     | 1907               | Dickson, Jim.....           | 1965-66        |
| Cabrera, Orlando.....  | 2009           | Cicero, Joe.....       | 1945            | Cramer, Bobby.....     | 2010-11            | Dickson, Murry.....         | 1958-59        |
| Cadaret, Greg.....     | 1987-89        | Cihocki, Ed.....       | 1932-33         | Cramer, Doc.....       | 1929-35            | Diekman, Jake.....          | 2019           |
| Cahill, Trevor.....    | 2009-11, 18    | Cimoli, Gino.....      | 1962-64         | Crane, Sam.....        | 1914-16            | Dietrich, Bill.....         | 1933-36, 47-48 |
| Cain, Sugar.....       | 1932-35        | Ciola, Lou.....        | 1943            | Crawford, Willie.....  | 1977               | Dillinger, Bob.....         | 1950           |
| Calero, Kiko.....      | 2005-08        | Cipriani, Frank.....   | 1961            | Crimian, Jack.....     | 1956               | Dilone, Miguel.....         | 1978-79        |
| Caligiuri, Fred.....   | 1941-42        | Cissell, Bill.....     | 1937            | Crisp, Coco.....       | 2010-16            | DiNardo, Lenny.....         | 2007-08        |
| Callahan, Ben.....     | 1983           | Clark, Allie.....      | 1951-53         | Cronin, Jim.....       | 1929               | Ditmar, Art.....            | 1954-56, 61-62 |
| Callaspo, Alberto..... | 2013-14        | Clark, Doug.....       | 2006            | Crosby, Bobby.....     | 2003-09            | Divis, Moxie.....           | 1916           |
| Callaway, Frank.....   | 1921-22        | Clark, Jermaine.....   | 2005            | Cross, Lave.....       | 1901-05            | Dixon, Sonny.....           | 1954-55        |
| Camacho, Ernie.....    | 1980           | Clark, Ron.....        | 1971-72         | Cross, Monte.....      | 1902-07            | Dobson, Chuck.....          | 1966-71, 73    |
| Cameron, Kevin.....    | 2009           | Claset, Gowell.....    | 1933            | Crowell, Cap.....      | 1915-16            | Dolan, Joe.....             | 1901           |
| Campaneris, Bert.....  | 1964-76        | Clinton, Lou.....      | 1965            | Crowson, Woody.....    | 1945               | Donahue, Pat.....           | 1910           |
| Campbell, Kevin.....   | 1991-93        | Clippard, Tyler.....   | 2015            | Cruthers, Press.....   | 1913-14            | Donaldson, John.....        | 1966-70, 74    |
| Candiotti, Tom.....    | 1998-99        | Clyde, Tom.....        | 1943            | Cruz, Fausto.....      | 1994-95            | Donaldson, Josh.....        | 2010, 12-14    |
| Canha, Mark.....       | 2015-19        | Coakley, Andy.....     | 1902-06         | Cruz, Juan.....        | 2005               | Doolittle, Sean.....        | 2012-17        |
| Canseco, Jose.....     | 1985-92, 97    | Cobb, Ty.....          | 1927-28         | Cullen, Tim.....       | 1972               | Dotel, Octavio.....         | 2004-05        |
| Canseco, Ozzie.....    | 1990           | Cochrane, Mickey.....  | 1925-33         | Culler, Dick.....      | 1936               | Doubrot, Felix.....         | 2015           |
| Cantrell, Guy.....     | 1927           | Codiroli, Chris.....   | 1982-87         | Cunningham, Aaron..... | 2008-09            | Dougherty, Jim.....         | 1998           |
| Carey, Andy.....       | 1960-61        | Coghlan, Chris.....    | 2016            | Cunningham, Mike.....  | 1906               | Dowd, Snooks.....           | 1919           |
| Carignan, Andrew.....  | 2011-12        | Colangelo, Mike.....   | 2002            | Curry, Jim.....        | 1909               | Downing, Al.....            | 1970           |
| Carr, Charlie.....     | 1901           | Colavito, Rocky.....   | 1964            | Cust, Jack.....        | 2007-10            | Downs, Kelly.....           | 1992-93        |
| Carrasquel, Chico..... | 1958           | Colbert, Nate.....     | 1976            |                        |                    | Doyle, Brian.....           | 1981           |
| Carroll, Doc.....      | 1916           | Coleman, Ed.....       | 1932-35         |                        |                    | Doyle, Carl.....            | 1935-36        |
| Carrroll, Tom.....     | 1959           | Coleman, Joe.....      | 1942, 46-51, 53 | D'Acquisto, John.....  | 1982               | Dozier, Tom.....            | 1986           |
| Carson, Matt.....      | 2009-10        | Coleman, Joe.....      | 1977-78         | Daley, Bud.....        | 1958-61            | Drabowsky, Moe.....         | 1962-65        |
| Carter, Chris.....     | 2010-12        | Coleman, Ray.....      | 1948            | Daley, Pete.....       | 1960               | Drake, Larry.....           | 1945           |
| Carter, Nick.....      | 1908           | Coleman, Rip.....      | 1957, 59        | Daley, Tom.....        | 1913-14            | Dressendorfer, Kirk.....    | 1991           |
| Carter, Sol.....       | 1931           | Collamore, Allan.....  | 1911            | Daly, Bert.....        | 1903               | Drew, Stephen.....          | 2012           |
| Carty, Rico.....       | 1973, 78       | Collins, Dave.....     | 1985            | Damon, Johnny.....     | 2001               | Driscoll, Jim.....          | 1970           |
| Cascarella, Joe.....   | 1934-35        | Collins, Eddie.....    | 1906-14, 27-30  | Damrau, Harry.....     | 1915               | Driscoll, Michael.....      | 1916           |
| Casilla, Santiago..... | 2004-09, 17-18 | Collins, Eddie.....    | 1939, 41-42     | Danforth, Dave.....    | 1911-12            | Drumright, Keith.....       | 1981           |
| Caster, George.....    | 1934-35, 37-40 | Collins, Jimmy.....    | 1907-08         | Danner, Buck.....      | 1915               | Duchscherer, Justin.....    | 2003-08, 10    |
| Castiglia, Jim.....    | 1942           | Collins, Zip.....      | 1921            | Darling, Ron.....      | 1991-95            | Duckworth, Jim.....         | 1966           |
| Castillo, Alberto..... | 2005           | Colón, Bartolo.....    | 2012-13         | Davalillo, Vic.....    | 1973-74            | Dugan, Joe.....             | 1917-21        |
| Castro, Angel.....     | 2015           | Cone, Bob.....         | 1915            | DaVanon, Jeff.....     | 2007               | Dugleby, Bill.....          | 1902           |
| Castro, Luis.....      | 1902           | Conigliaro, Billy..... | 1973            | Davidson, Claude.....  | 1918               | Duliba, Bob.....            | 1967           |
| Castro, Ramon.....     | 2004           | Connelly, Bill.....    | 1945            | Davis, Bob.....        | 1958, 60           | Dull, Ryan.....             | 2015-19        |

## Athletics All-Time Roster, continued

Duncan, Dave ..... 1964, 67-72  
 Duncan, Taylor ..... 1978  
 Dunn, Adam ..... 2014  
 Dunning, Steve ..... 1977  
 Durazo, Erubiel ..... 2003-05  
 Duren, Ryne ..... 1957  
 Durham, Ray ..... 2002  
 Duser, Carl ..... 1956, 58  
 Dye, Jermaine ..... 2001-04  
 Dygett, Jimmy ..... 1905-10  
 Dykes, Jimmie ..... 1918-32

### E

Earnshaw, George ..... 1928-33  
 Easterling, Paul ..... 1938  
 Eaves, Vallerie ..... 1935  
 Eccles, Harry ..... 1915  
 Eckersley, Dennis ..... 1987-95  
 Eckert, Charlie ..... 1919-20, 22  
 Eddy, Chris ..... 1995  
 Edgerton, Bill ..... 1966-67  
 Edwards, Doc ..... 1963-65  
 Edwards, Mike ..... 1978-80  
 Edwards, Mike ..... 2003  
 Edwards, Ralph ..... 1915  
 Egan, Ben ..... 1908, 12  
 Ehmke, Howard ..... 1926-30  
 Eibner, Brett ..... 2016  
 Elliott, Randy ..... 1980  
 Ellis, Dock ..... 1977  
 Ellis, Mark ..... 2002-03, 05-11  
 Ely, Bones ..... 1901  
 Embree, Alan ..... 2007-08  
 Emerson, Chester ..... 1911-12  
 Engle, Charlie ..... 1925-26  
 Epps, Hal ..... 1944  
 Epstein, Mike ..... 1971-72  
 Eschen, Larry ..... 1942  
 Esposito, Sammy ..... 1963  
 Essegian, Chuck ..... 1961, 63  
 Essian, Jim ..... 1978-80, 84  
 Estalella, Bobby ..... 1943-45, 49  
 Estrada, Marco ..... 2019  
 Etherton, Seth ..... 2005  
 Etten, Nick ..... 1938-39  
 Eveland, Dana ..... 2008-09  
 Everidge, Tommy ..... 2009  
 Ewoldt, Art ..... 1919

### F

Fagan, Everett ..... 1943, 46  
 Fahey, Frank ..... 1918  
 Fahey, Howard ..... 1912  
 Fain, Ferris ..... 1947-52  
 Fairbank, Jim ..... 1903-04  
 Fairly, Ron ..... 1976  
 Falkenberg, Cy ..... 1917  
 Familia, Jeurys ..... 2018  
 Fanovich, Frank ..... 1953  
 Farmer, Ed ..... 1983  
 Fasano, Sal ..... 2000-01  
 Fazio, Ernie ..... 1966  
 Fermin, Ramon ..... 1995  
 Fernandez, Frank ..... 1970-71  
 Ferrazzi, Bill ..... 1935

Ferrick, Tom ..... 1941  
 Feters, Mike ..... 1998  
 Fetzler, Willy ..... 1906  
 Fiers, Mike ..... 2018-19  
 Figueroa, Ed ..... 1981  
 Figueroa, Pedro ..... 2012-13  
 Fikac, Jeremy ..... 2003  
 Files, Eddie ..... 1908  
 Fillingim, Dana ..... 1915  
 Fingers, Rollie ..... 1968-76  
 Finigan, Jim ..... 1954-56  
 Fink, Herman ..... 1935-37  
 Finney, Lou ..... 1931, 33-39  
 Fiorentino, Jeff ..... 2008  
 Fischer, Bill ..... 1961-63  
 Flater, Jack ..... 1908  
 Fletcher, Paul ..... 1996  
 Flick, Elmer ..... 1902  
 Flick, Lew ..... 1943-44  
 Flohr, Mort ..... 1934  
 Flores, Jesse ..... 1943-47  
 Flores, Ron ..... 2005-07  
 Flythe, Stu ..... 1936  
 Foiles, Hank ..... 1960  
 Font, Wilmer ..... 2018  
 Fosse, Ray ..... 1973-75  
 Foulke, Keith ..... 2003, 08  
 Fowler, Dick ..... 1941-42, 45-52  
 Fowler, Dustin ..... 2018  
 Fox, Eric ..... 1992-94  
 Fox, Jack ..... 1908  
 Fox, Jake ..... 2010  
 Fox, Nellie ..... 1947-49  
 Foxx, Jimmie ..... 1925-35  
 Francis, Jeff ..... 2014  
 Francona, Tito ..... 1969-70  
 Franks, Herman ..... 1947-48  
 Fraser, Chick ..... 1901  
 Freeman, Harvey ..... 1921  
 Freeman, Mark ..... 1959  
 Freiman, Nate ..... 2013-14  
 Freitas, Tony ..... 1932-33  
 French, Pat ..... 1917  
 French, Walter ..... 1923, 25-29  
 Fricano, Marion ..... 1952-55  
 Fritz, Charlie ..... 1907  
 Fritz, Harry ..... 1913  
 Fuentes, Brian ..... 2011-12  
 Fuentes, Tito ..... 1978  
 Fuhrman, Ollie ..... 1922  
 Fuld, Sam ..... 2014-15  
 Fulghum, Dot ..... 1921  
 Fultz, Dave ..... 1901-02  
 Furmaniak, JJ ..... 2007  
 Fyhrle, Mike ..... 2001-02

### G

Galan, Augie ..... 1949  
 Gallagher, Sean ..... 2008-09  
 Gallego, Mike ..... 1985-91, 95  
 Galloway, Chick ..... 1919-27  
 Ganley, Bob ..... 1909  
 Gant, Ron ..... 2001, 03  
 Gantenbein, Joe ..... 1939-40

Garbark, Bob ..... 1944  
 Garciparra, Nomar ..... 2009  
 Gardner, Larry ..... 1918  
 Gardner, Rob ..... 1971, 73  
 Garneau, Dustin ..... 2017, 19  
 Garner, Phil ..... 1973-76  
 Garrett, Adrian ..... 1971-72  
 Garrison, Ford ..... 1944-46  
 Garrison, Webster ..... 1996  
 Garver, Ned ..... 1957-60  
 Gassaway, Charlie ..... 1945  
 Gates, Brent ..... 1993-96  
 Gaudin, Chad ..... 2006-08, 10  
 Gautreau, Doc ..... 1925  
 Gearrin, Cory ..... 2018  
 Geary, Bob ..... 1918-19  
 Geier, Phil ..... 1901  
 Gentile, Jim ..... 1964-65  
 Gentry, Craig ..... 2014-15  
 George, Alex ..... 1955  
 George, Greek ..... 1945  
 Gerkin, Steve ..... 1945  
 German, Esteban ..... 2002-04  
 Giambi, Jason ..... 1995-01, 09  
 Giambi, Jeremy ..... 2000-02  
 Gibson, Charlie ..... 1924  
 Giebel, Joe ..... 1913  
 Giel, Paul ..... 1961  
 Giese, Dan ..... 2009  
 Giggie, Bob ..... 1960, 62  
 Ginsberg, Joe ..... 1956  
 Ginter, Keith ..... 2005  
 Giordano, Tommy ..... 1953  
 Giusti, Dave ..... 1977  
 Glass, Tom ..... 1925  
 Glynn, Ryan ..... 2005  
 Godfrey, Graham ..... 2011-12  
 Gomes, Jonny ..... 2012, 14  
 Gonzalez, Carlos ..... 2008  
 Gonzalez, Edgar ..... 2009  
 Gonzalez, Gio ..... 2008-11  
 Gonzalez, Orlando ..... 1980  
 Gooch, Lee ..... 1917  
 Goodwin, Danny ..... 1982  
 Gorman, Tom ..... 1955-59  
 Gosger, Jim ..... 1966-68  
 Gossage, Rich ..... 1992-93  
 Gossett, Daniel ..... 2017-18  
 Grabarkewitz, Billy ..... 1975  
 Grabowski, Jason ..... 2002-03  
 Graff, Milt ..... 1957-58  
 Grant, Mudcat ..... 1970-71  
 Graveman, Kendall ..... 2015-18  
 Gray, Dolly ..... 1924-27  
 Gray, Jeff ..... 2008-09  
 Gray, Johnny ..... 1954-55  
 Gray, Sonny ..... 2013-17  
 Green, Dick ..... 1963-74  
 Green, Grant ..... 2013  
 Green, Joe ..... 1924  
 Gregerson, Luke ..... 2014  
 Gregg, Vean ..... 1918  
 Grevell, Bill ..... 1919  
 Grieve, Ben ..... 1997-00  
 Griffith, Lee ..... 1946

Griffin, A.J. ..... 2012-13  
 Griffin, Alfredo ..... 1985-87  
 Griffin, Ivy ..... 1919-21  
 Griffin, Pug ..... 1917  
 Grilli, Guido ..... 1966  
 Grimm, Bob ..... 1958-59, 62  
 Grimes, Oscar ..... 1946  
 Grimm, Charlie ..... 1916  
 Groh, Lew ..... 1919  
 Groom, Buddy ..... 1996-99  
 Gross, Gabe ..... 2010  
 Gross, Wayne ..... 1976-83, 86  
 Grossman, Robbie ..... 2019  
 Groth, Johnny ..... 1956-57  
 Grove, Lefty ..... 1925-33  
 Grover, Roy ..... 1916-17, 19  
 Grunwald, Al ..... 1959  
 Grzenda, Joe ..... 1964, 66  
 Guerra, Mike ..... 1947-50  
 Guerrero, Mario ..... 1978-80  
 Guillen, Jose ..... 2003  
 Guintini, Ben ..... 1950  
 Gumpert, Randy ..... 1936-38  
 Guthrie, Mark ..... 2001  
 Guzman, Johnny ..... 1991-92

### H

Haas, Bruno ..... 1915  
 Haas, Moose ..... 1986-87  
 Haas, Mule ..... 1928-32, 38  
 Hadley, Bump ..... 1941  
 Hadley, Kent ..... 1958-59  
 Haefner, Bill ..... 1915  
 Hahn, Jesse ..... 2015-17  
 Hairston, Scott ..... 2009  
 Halama, John ..... 2003  
 Hale, Sammy ..... 1923-29  
 Haley, Ray ..... 1916-17  
 Hall, Dick ..... 1960  
 Hall, Irv ..... 1943-46  
 Halsey, Brad ..... 2006  
 Hamilton, Dave ..... 1972-75,  
 79-80  
 Hamilton, Tom ..... 1952-53  
 Hamlin, Ken ..... 1960  
 Hamlin, Luke ..... 1944  
 Hammel, Jason ..... 2014  
 Hammond, Chris ..... 2004  
 Hammer, Granny ..... 1962  
 Hancken, Buddy ..... 1940  
 Hancock, Gary ..... 1983-84  
 Handley, Gene ..... 1946-47  
 Handrahan, Vern ..... 1964, 66  
 Haney, Larry ..... 1969-70, 72-76  
 Hankins, Jay ..... 1961, 63  
 Hanna, Preston ..... 1982  
 Hannahan, Jack ..... 2007-09  
 Hannifin, Jack ..... 1906  
 Harang, Aaron ..... 2002-03  
 Harden, Rich ..... 2003-08, 11  
 Haren, Dan ..... 2005-07  
 Harikkala, Tim ..... 2005  
 Harkey, Mike ..... 1995  
 Harper, Brian ..... 1987, 95  
 Harper, Jack ..... 1915



|                           |                       |                          |                    |                          |                    |                            |             |
|---------------------------|-----------------------|--------------------------|--------------------|--------------------------|--------------------|----------------------------|-------------|
| Harper, Tommy.....        | 1975                  | Hill, Jesse.....         | 1937               | Jaha, John.....          | 1999-01            | Keegan, Ed.....            | 1961        |
| Harrell, Slim.....        | 1912                  | Hill, Red.....           | 1917               | James, Justin.....       | 2010               | Keen, Vic.....             | 1918        |
| Harrelson, Ken.....       | 1963-67               | Hill, Rich.....          | 2016               | Jamieson, Charlie.....   | 1917-18            | Keesey, Jim.....           | 1925, 30    |
| Harrington, Bill.....     | 1953, 55-56           | Hillegas, Shawn.....     | 1992-93            | Jarvis, Kevin.....       | 1999               | Keisler, Randy.....        | 2006        |
| Harris, Bob.....          | 1942                  | Hilley, Ed.....          | 1903               | Jaso, John.....          | 2013-14            | Kell, George.....          | 1943-46     |
| Harris, Bubba.....        | 1948-49, 51           | Hinch, A.J.....          | 1998-00            | Javier, Stan.....        | 1986-90, 94-95     | Kell, Skeeter.....         | 1952        |
| Harris, Lum.....          | 1941-44, 46           | Hittchcock, Billy.....   | 1950-52            | Jenkins, Tom.....        | 1926               | Kellett, Al.....           | 1923        |
| Harris, Reggie.....       | 1990-91               | Hoffman, Danny.....      | 1903-06            | Jennings, Doug.....      | 1988-91            | Kelley, Harry.....         | 1936-38     |
| Harris, Spencer.....      | 1930                  | Hogan, Willie.....       | 1911               | Jennings, Robin.....     | 2001               | Kelley, Shawn.....         | 2018        |
| Harrison, Tom.....        | 1965                  | Holborow, Wally.....     | 1948               | Jensen, Willie.....      | 1914               | Kellner, Alex.....         | 1948-58     |
| Harriss, Slim.....        | 1920-26               | Holliday, Matt.....      | 2009               | Jimenez, D'Angelo.....   | 2006               | Kellner, Walt.....         | 1952-53     |
| Hartsel, Topsy.....       | 1902-11               | Holmes, Chick.....       | 1918               | Jimenez, Manny.....      | 1962-64, 66        | Kellogg, Al.....           | 1908        |
| Harville, Chad.....       | 1999, 01, 03-04       | Holmes, Jim.....         | 1906               | Jimenez, Miguel.....     | 1993-94            | Kelly, Bill.....           | 1920        |
| Hassey, Ron.....          | 1988-90               | Holt, Jim.....           | 1974-76            | John, Tommy.....         | 1985               | Kelly, Ren.....            | 1923        |
| Hassler, Joe.....         | 1928-29               | Holt, Red.....           | 1925               | Johns, Doug.....         | 1995-96            | Kendall, Jason.....        | 2005-07     |
| Hasson, Gene.....         | 1937-38               | Holtz, Mike.....         | 2002               | Johns, Doug.....         | 1995-96            | Kenna, Ed.....             | 1902        |
| Hasty, Bob.....           | 1919-24               | Holtzman, Ken.....       | 1972-75            | Johnson, Bill.....       | 1916-17            | Kennedy, Adam.....         | 2009        |
| Hatcher, Chris.....       | 2017-18               | Holzemer, Mark.....      | 1998               | Johnson, Bob.....        | 1933-42            | Kennedy, Joe.....          | 2005-07     |
| Hahteberg, Scott.....     | 2002-05               | Honeycutt, Rick.....     | 1987-93, 95        | Johnson, Bob.....        | 1960, 69-70        | Keough, Joe.....           | 1968        |
| Haight, Gary.....         | 1997                  | Hooks, Alex.....         | 1935               | Johnson, Cliff.....      | 1981-82            | Keough, Matt.....          | 1977-83     |
| Hauser, Joe.....          | 1922-24, 26, 28       | Hooper, Bob.....         | 1950-52            | Johnson, Dan.....        | 2005-08            | Keriazakos, Gus.....       | 1955        |
| Hausmann, Clem.....       | 1949                  | Hooten, Leon.....        | 1974               | Johnson, Dane.....       | 1997               | Kern, Bill.....            | 1962        |
| Hawkins, Andy.....        | 1991                  | Hope, Sam.....           | 1907               | Johnson, Deron.....      | 1961-62, 73-74     | Ketchum, Fred.....         | 1901        |
| Hayden, Jack.....         | 1901                  | Hopkins, Don.....        | 1975-76            | Johnson, Hank.....       | 1936               | Ketchum, Gus.....          | 1922        |
| Hayes, Frankie.....       | 1933-34, 36-42, 44-45 | Horlen, Joe.....         | 1972               | Johnson, Jim.....        | 2014               | Kiefer, Steve.....         | 1984-85     |
| Haynes, Jimmy.....        | 1997-99               | Horsman, Vince.....      | 1992-94            | Johnson, Jim.....        | 1916-17, 19, 27-28 | Kiekhefer, Dean.....       | 2018        |
| Healy, Ryon.....          | 2016-17               | Horton, Willie.....      | 1978               | Johnson, John Henry..... | 1978-79            | Kiely, Bobby.....          | 2004-07     |
| Healy, Thomas.....        | 1915-16               | Hosley, Tim.....         | 1973-74, 76-78, 81 | Johnson, Ken.....        | 1958-61            | Kiely, Leo.....            | 1960        |
| Heath, Mike.....          | 1979-85               | Host, Gene.....          | 1957               | Johnson, Mark.....       | 2003               | Kilby, Brad.....           | 2009-10     |
| Heaverlo, Dave.....       | 1978-79, 81           | Houck, Byron.....        | 1912-14            | Johnson, Paul.....       | 1920-21            | Kilkenny, Mike.....        | 1972-72     |
| Heffner, Don.....         | 1943                  | House, Frank.....        | 1958-59            | Johnson, Rankin.....     | 1941               | Killeen, Evans.....        | 1959        |
| Hegan, Mike.....          | 1971-73               | Houser, Ben.....         | 1910               | Johnson, Roy.....        | 1918               | King, Lee.....             | 1916        |
| Heimach, Fred.....        | 1920-26               | Hovley, Steve.....       | 1970-71            | Johnson, Stan.....       | 1961               | Kingery, Mike.....         | 1992        |
| Heimueller, Gorman.....   | 1983-84               | Howard, Steve.....       | 1990               | Johnson, Walt.....       | 1917               | Kingman, Brian.....        | 1979-82     |
| Heitmuller, Heinie.....   | 1909-10               | Howell, Jay.....         | 1985-87            | Johnson, Doc.....        | 1922               | Kingman, Dave.....         | 1984-86     |
| Held, Woodie.....         | 1957-58               | Howitt, Dann.....        | 1989-92            | Johnstone, Jay.....      | 1973               | Kinney, Dennis.....        | 1982        |
| Helvand, Eric.....        | 1993-95               | Howser, Dick.....        | 1961-63            | Johnstone, John.....     | 1997               | Kinney, Walt.....          | 1919-20, 23 |
| Hemond, Scott.....        | 1989-94               | Hoyle, Tex.....          | 1952               | Jones, Doug.....         | 1999-00            | Kircher, Mike.....         | 1919        |
| Henderson, Dave.....      | 1988-93               | Hoyt, Waite.....         | 1931               | Jones, Gordon.....       | 1962               | Kirk, Bill.....            | 1961        |
| Henderson, Rickey.....    | 1979-84, 89-95, 98    | Hubbard, Glenn.....      | 1988-89            | Jones, Jeff.....         | 1980-84            | Kirk, Tom.....             | 1947        |
| Henderson, Steve.....     | 1985-87               | Huckleberry, Earl.....   | 1935               | Jones, John.....         | 1923, 32           | Kish, Ernie.....           | 1945        |
| Hendrick, George.....     | 1971-72               | Hudgens, Dave.....       | 1983-83            | Jones, Marcus.....       | 2000               | Klein, Lou.....            | 1951        |
| Hendriks, Liam.....       | 2016-19               | Hudson, Tim.....         | 1999-04            | Joost, Eddie.....        | 1947-54            | Klieman, Ed.....           | 1950        |
| Henley, Weldon.....       | 1903-05               | Hughes, Luke.....        | 2012               | Jorgensen, Mike.....     | 1977               | Klimchok, Lou.....         | 1958-61     |
| Herbert, Ray.....         | 1955, 58-61           | Hulvey, Hank.....        | 1923               | Jose, Felix.....         | 1988-90            | Klimkowski, Ron.....       | 1971        |
| Heredia, Gil.....         | 1998-01               | Hundley, Nick.....       | 2019               | Joseph, Corban.....      | 2019               | Kline, Bob.....            | 1934        |
| Hermida, Jeremy.....      | 2010                  | Hunter, Billy.....       | 1957-58            | Joseph, Rick.....        | 1964               | Klink, Joe.....            | 1990-91     |
| Hernandez, Fernando.....  | 2008                  | Hunter, Catfish.....     | 1965-74            | Joyce, Bob.....          | 1939               | Klutts, Mickey.....        | 1979-82     |
| Hernandez, Ramon.....     | 1999-03               | Husta, Carl.....         | 1925               | Joyce, Dick.....         | 1965               | Knerr, Lou.....            | 1945-46     |
| Herrera, Jose.....        | 1995-96               | Husting, Bert.....       | 1902               | Joyce, Matt.....         | 2017-18            | Knickerbocker, Austin..... | 1947        |
| Herridge, Troy.....       | 1956                  | Huston, Warren.....      | 1937               | Jurak, Ed.....           | 1988               | Knickerbocker, Bill.....   | 1942        |
| Herrmann, Chris.....      | 2019                  |                          |                    | Justice, David.....      | 2002               | Knight, John.....          | 1905-07     |
| Hershberger, Mike.....    | 1965-69               | <b>I</b>                 |                    |                          |                    | Knott, Jack.....           | 1941-42, 46 |
| Hertzog, Whitey.....      | 1958-60               | Inge, Brandon.....       | 2012               |                          |                    | Knowles, Darold.....       | 1971-74     |
| Hesselbacher, George..... | 1916                  | Isringhausen, Jason..... | 1999-01            | <b>K</b>                 |                    | Knowlson, Tom.....         | 1915        |
| Heusser, Ed.....          | 1940                  | Iwamura, Aki.....        | 2010               | Ka'aihue, Kila.....      | 2012               | Knowlton, Bill.....        | 1920        |
| Heving, Johnnie.....      | 1931-32               | <b>J</b>                 |                    | Kaiser, Jeff.....        | 1985               | Koch, Billy.....           | 2002        |
| Hickman, Jesse.....       | 1965-66               | Jablonski, Ray.....      | 1959-60            | Kalahan, John.....       | 1903               | Kolloway, Don.....         | 1953        |
| Hicks, Brandon.....       | 2012                  | Jackson, Conor.....      | 2010-11            | Kalfass, Bill.....       | 1937               | Komine, Shane.....         | 2006-07     |
| Higgins, Pinky.....       | 1930, 33-36           | Jackson, Edwin.....      | 2018               | Karros, Eric.....        | 2004               | Kommsink, Brad.....        | 1991        |
| High, Charlie.....        | 1919-20               | Jackson, Joe.....        | 1908-09            | Karsay, Steve.....       | 1993-94, 97, 06    | Konopka, Bruce.....        | 1942-43, 46 |
| Hiljus, Erik.....         | 2001-02               | Jackson, Reggie.....     | 1967-75, 87        | Kazmir, Scott.....       | 2014-15            | Koonce, Graham.....        | 2003        |
| Hill, Dave.....           | 1957                  | Jacobs, Spook.....       | 1954-56            | Kearney, Bob.....        | 1981-83            | Kopf, Larry.....           | 1914-15     |
| Hill, Donnie.....         | 1983-86               | Jacobson, Baby Doll..... | 1927               | Kearns, Teddy.....       | 1920               | Kopp, Merlin.....          | 1918-19     |
|                           |                       | Jacoby, Brook.....       | 1991               | Keefe, Dave.....         | 1917, 19-21        | Kotsay, Mark.....          | 2004-07     |
|                           |                       |                          |                    |                          |                    | Kottaras, George.....      | 2012        |
|                           |                       |                          |                    |                          |                    | Kouzmanoff, Kevin.....     | 2010-11     |

**Athletics All-Time Roster, continued**

Krause, Harry ..... 1908-12  
 Krause, Lew ..... 1931-32  
 Krause, Lew ..... 1961, 64-69  
 Kravitz, Danny ..... 1960  
 Kreevich, Mike ..... 1942  
 Kretlow, Lou ..... 1956  
 Krueger, Bill ..... 1983-87  
 Kryhoski, Dick ..... 1955  
 Kubiak, Ted ..... 1967-69, 72-75  
 Kubinski, Tim ..... 1997, 99  
 Kucab, Johnny ..... 1950-52  
 Kucks, Johnny ..... 1959-60  
 Kuczynski, Bert ..... 1943  
 Kull, John ..... 1909  
 Kume, Mike ..... 1955  
 Kunkel, Bill ..... 1961-62  
 Kutyna, Marty ..... 1959-60

**L**

Laabs, Chet ..... 1947  
 Lacey, Bob ..... 1977-80  
 Lachemann, Marcel ..... 1969-71  
 Lachemann, Rene ..... 1965-66, 68  
 Ladendorf, Tyler ..... 2015-16  
 Lagger, Ed ..... 1934  
 Lajoie, Nap ..... 1901-02, 15-16  
 Lamar, Bill ..... 1924-27  
 Lambo, Andrew ..... 2016  
 LaMarre, Ryan ..... 2017  
 Lamp, Dennis ..... 1987  
 Landis, Bill ..... 1963  
 Landis, Jim ..... 1965  
 Langerhans, Ryan ..... 2007  
 Langford, Rick ..... 1977-86  
 Lanning, Red ..... 1916  
 Lansford, Carney ..... 1983-92  
 Lapp, Jack ..... 1908-15  
 Larish, Jeff ..... 2010  
 Larkin, Ed ..... 1909  
 Larsen, Don ..... 1960-61  
 LaRoche, Andy ..... 2011  
 LaRussa, Tony ..... 1963, 68-71  
 Lasorda, Tommy ..... 1956  
 Lau, Charlie ..... 1963-64  
 Lauder, Billy ..... 1901  
 Laureano, Ramón ..... 2018-19  
 Lauzerique, George ..... 1967-69  
 Lavan, Doc ..... 1913  
 Lavarnway, Ryan ..... 2017  
 Lavelle, Gary ..... 1987  
 Law, Vance ..... 1991  
 Lawrie, Brett ..... 2015  
 Lawry, Otis ..... 1916-17  
 Laxton, Brett ..... 1999  
 Leahy, Tom ..... 1901  
 Lear, Fred ..... 1915  
 LeBourveau, Bevo ..... 1929  
 Lehner, Paul ..... 1950-51  
 Lehr, Justin ..... 2004  
 Leiper, Dave ..... 1984, 86-87, 94-95  
 Leitner, Dummy ..... 1901  
 LeMaster, Johnnie ..... 1987  
 Lennon, Patrick ..... 1997

Lennox, Ed ..... 1906  
 Leon, Arnold ..... 2015  
 Leonard, Elmer ..... 1911  
 Leovich, John ..... 1941  
 Leshner, Brian ..... 1996-98  
 Lester, Jon ..... 2014  
 Lewis, Allan ..... 1967-70, 72-73  
 Lewis, Colby ..... 2007  
 Lewis, Darren ..... 1990  
 Lewis, Richie ..... 1997  
 Lidle, Cory ..... 2001-02  
 Lieber, Dutch ..... 1935-36  
 Liebhardt, Glenn ..... 1930  
 Lillard, Bill ..... 1939-40  
 Lilly, Ted ..... 2002-03  
 Limmer, Lou ..... 1951, 54  
 Lindblad, Paul ..... 1965-71, 73-76  
 Lindblom, Josh ..... 2014  
 Lindemann, Bob ..... 1901  
 Lindstrom, Axel ..... 1916  
 Lintz, Larry ..... 1976-77  
 Lintz, Larry ..... 1976-77  
 Lisenbee, Hod ..... 1936  
 Littrell, Jack ..... 1952, 54-55  
 Livingston, Paddy ..... 1909-11  
 Loaiza, Esteban ..... 2006-07  
 Lochhead, Harry ..... 1901  
 Locker, Bob ..... 1970-72  
 Lockwood, Skip ..... 1965  
 Lodigiani, Dario ..... 1938-40  
 Long, Lep ..... 1911  
 Loos, Pete ..... 1901  
 Lopes, Davey ..... 1982-84  
 Lopez, Hector ..... 1955-59  
 Lord, Bris ..... 1905-07, 10-12  
 Lorraine, Andrew ..... 1997  
 Lovrich, Pete ..... 1963  
 Lovullo, Torey ..... 1996  
 Lowrie, Jed ..... 2013-14, 16-18  
 Lowry, Sam ..... 1942-43  
 Luby, Hal ..... 1936  
 Lucas, Josh ..... 2018  
 Lucroy, Jonathan ..... 2018  
 Ludwick, Eric ..... 1997  
 Lugo, Ruddy ..... 2007  
 Lumpe, Jerry ..... 1959-63  
 Luzardo, Jesús ..... 2019  
 Lydy, Scott ..... 1993  
 Lysander, Rick ..... 1980

**M**

Maas, Duke ..... 1958  
 Mabry, John ..... 2002  
 Macfarlane, Mike ..... 1998-99  
 Mack, Earle ..... 1910-11, 14  
 Mack, Shane ..... 1998  
 Mackenzie, Eric ..... 1955  
 Mackenzie, Gordon ..... 1961  
 Mackiewicz, Felix ..... 1941-43  
 Mackinson, John ..... 1953  
 Madjeski, Ed ..... 1932-34  
 Madson, Ryan ..... 2016-17  
 Magadan, Dave ..... 1997-98  
 Maggert, Harl ..... 1912

Magnante, Mike ..... 2000-02  
 Magnuson, Trystan ..... 2011  
 Mahaffey, Roy ..... 1930-35  
 Mahay, Ron ..... 1999-00  
 Mahon, Al ..... 1930  
 Mailho, Emil ..... 1936  
 Mains, Jim ..... 1943  
 Majeski, Hank ..... 1946-49, 51-52  
 Mallonee, Ben ..... 1921  
 Mallory, Sheldon ..... 1977  
 Malone, Lew ..... 1915-16  
 Manaea, Sean ..... 2016-19  
 Mangual, Angel ..... 1971-76  
 Manrique, Fred ..... 1991  
 Manush, Frank ..... 1908  
 Marchildon, Phil ..... 1940-42, 45-49  
 Marcum, Johnny ..... 1933-35  
 Maris, Roger ..... 1958-59  
 Markland, Gene ..... 1950  
 Marquez, Gonzalo ..... 1972-73  
 Marshall, Jay ..... 2007, 09  
 Martin, Billy ..... 1957  
 Martin, Cody ..... 2015  
 Martin, Doc ..... 1908, 11-12  
 Martin, Morrie ..... 1951-54  
 Martin, Pat ..... 1919-20  
 Martinez, Hector ..... 1962-63  
 Martinez, Marty ..... 1972  
 Martinez, Ted ..... 1975  
 Martini, Nicko ..... 2018-19  
 Martini, Wedo ..... 1935  
 Martyn, Bob ..... 1957-59  
 Mashore, Damon ..... 1996-97  
 Masters, Walt ..... 1939  
 Matarazzo, Len ..... 1952  
 Mathes, Joe ..... 1912  
 Mathews, Nelson ..... 1964-65  
 Mathews, T.J. .... 1997-01  
 Matos, Francisco ..... 1994  
 Matsui, Hideki ..... 2011  
 Matthews, Wid ..... 1923  
 Mattox, Cloy ..... 1929  
 Matuzak, Harry ..... 1934, 36  
 Mauro, Carmen ..... 1953  
 Maxvill, Dal ..... 1972-75  
 Maxwell, Bert ..... 1908  
 Maxwell, Bruce ..... 2016-18  
 Mayne, Brent ..... 1997  
 Mayo, Eddie ..... 1943  
 Mazarro, Vin ..... 2009-10  
 McAvoxy, Wickey ..... 1913-15, 17-19  
 McBride, Matt ..... 2016  
 McCahan, Bill ..... 1946-49  
 McCann, Emmett ..... 1920-21  
 McCarthy, Brandon ..... 2011-12  
 McCarty, David ..... 2003  
 McCatty, Steve ..... 1977-85  
 McConnell, Sam ..... 1915  
 McCosky, Barney ..... 1946-48, 50-51  
 McCovey, Willie ..... 1976  
 McCoy, Benny ..... 1940-41

McCraab, Les ..... 1939-42, 50  
 McCue, Frank ..... 1922  
 McDermott, Mickey ..... 1957, 61  
 McDevitt, Danny ..... 1962  
 McDonald, Hank ..... 1931, 33  
 McDonald, Jason ..... 1997-99  
 McElwee, Lee ..... 1916  
 McGee, Willie ..... 1990  
 McGeehan, Conny ..... 1903  
 McGhee, Bill ..... 1944-45  
 McGhee, Ed ..... 1953-54  
 McGillion, John ..... 1944  
 McGowan, Mark ..... 1922-23  
 McGwire, Beauty ..... 1986-97  
 McInnis, Stuff ..... 1909-17  
 McIntyre, Matty ..... 1901  
 McKay, Cody ..... 2002  
 McKay, Dave ..... 1980-82  
 McKeithan, Tim ..... 1932-34  
 McKinley, Bob ..... 1901  
 McKinney, Rich ..... 1973-75, 77  
 McLain, Denny ..... 1972  
 McLaughlin, Bo ..... 1981-82  
 McLaughlin, Pat ..... 1940  
 McLemore, Mark ..... 2004  
 McMahan, Jack ..... 1956  
 McManus, Jim ..... 1960  
 McMichael, Greg ..... 1999  
 McMillon, Billy ..... 2001, 03-04  
 McMullen, Ken ..... 1976  
 McNair, Eric ..... 1929-35, 42  
 McNamara, Bob ..... 1939  
 McNealy, Rusty ..... 1983  
 McNulty, Bill ..... 1969, 72  
 McPherson, John ..... 1901  
 McQuaig, Jerry ..... 1934  
 McQuinn, George ..... 1946  
 Mecir, Jim ..... 2000-04  
 Medich, Doc ..... 1977  
 Meehan, Bill ..... 1915  
 Meeker, Roy ..... 1923-24  
 Melhuse, Adam ..... 2003-07  
 Melillo, Kevin ..... 2007  
 Mellana, Joe ..... 1927  
 Meloan, John ..... 2009  
 Melton, Dave ..... 1956, 58  
 Menchingo, Frank ..... 1999-04  
 Mengden, Daniel ..... 2016-19  
 Mercado, Orlando ..... 1988  
 Mercedes, Henry ..... 1992-93  
 Metro, Charlie ..... 1944-45  
 Metzler, Alex ..... 1926  
 Meyer, Billy ..... 1916-17  
 Meyer, Bob ..... 1964  
 Meyer, Dan ..... 1982-85  
 Meyer, Dan ..... 2007-08  
 Meyer, Russ ..... 1959  
 Meyer, Scott ..... 1978  
 Michaels, Cass ..... 1952-53  
 Miles, Carl ..... 1940  
 Miles, Dee ..... 1939-42  
 Miller, Bing ..... 1922-26, 28-34  
 Miller, Damian ..... 2004  
 Miller, Jai ..... 2011

|                          |          |                        |             |                        |             |                          |             |
|--------------------------|----------|------------------------|-------------|------------------------|-------------|--------------------------|-------------|
| Miller, Jim .....        | 2012     | Murray, Ray.....       | 1951-53     | Oster, Bill .....      | 1954        | Pickering, Ollie.....    | 1903-04     |
| Miller, Rudy .....       | 1929     | Murton, Matt.....      | 2008        | Otero, Dan .....       | 2013-15     | Pierce, Tony.....        | 1967-68     |
| Milligan, Billy.....     | 1901     | Myatt, Glenn.....      | 1920-21     | Otto, Dave.....        | 1987-90     | Pierson, William ..      | 1918-19, 24 |
| Mills, Bill.....         | 1944     | Myers, Elmer.....      | 1915-18     | Outman, Josh.....      | 2008-09, 11 | Pignatano, Joe .....     | 1961        |
| Mills, Brad.....         | 2014-15  | Myers, Greg.....       | 2001-02     | Overton, Dillon.....   | 2016        | Pilarcik, Al .....       | 1956, 61    |
| Milone, Tommy.....       | 2012-14  | Myers, Joseph.....     | 1905        | Owchinko, Bob.....     | 1981-82     | Pillion, Squiz.....      | 1915        |
| Mincher, Don .....       | 1970-72  |                        |             | Owens, Jack.....       | 1935        | Pina, Horacio.....       | 1973        |
| Miner, Ray .....         | 1921     | <b>N</b>               |             | Ozmer, Doc.....        | 1923        | Pinder, Chad.....        | 2016-19     |
| Minetto, Craig.....      | 1978-81  | Nabors, Jack .....     | 1915-17     |                        |             | Pinnance, Ed.....        | 1903        |
| Mitchell, Craig.....     | 1975-77  | Nagel, Bill.....       | 1939        | <b>P</b>               |             | Pippen, Cotton.....      | 1939        |
| Mitchell, Fred.....      | 1902     | Naktenis, Pete .....   | 1936        | Pagan, Emilio.....     | 2018        | Piscotty, Stephen.....   | 2018-19     |
| Mitchell, Kevin.....     | 1998     | Nash, Jim .....        | 1966-69     | Page, Mitchell.....    | 1977-83     | Pisoni, Jim.....         | 1956-57     |
| Mitchell, Paul.....      | 1976-77  | Naylor, Rollie.....    | 1917, 19-24 | Page, Sam.....         | 1939        | Pitts, Gaylen.....       | 1974-75     |
| Mitterling, Ralph.....   | 1916     | Neal, Zach.....        | 2016-17     | Pagliarianni, Jim..... | 1968-69     | Pizarro, Juan.....       | 1969        |
| Mohler, Mike.....        | 1993-98  | Neel, Troy.....        | 1992-94     | Paige, Satchel.....    | 1965        | Plank, Eddie.....        | 1901-14     |
| Molina, Izzy.....        | 1996-98  | Neill, Mike.....       | 1998        | Palmer, Eddie.....     | 1917        | Plantier, Phil.....      | 1996        |
| Moll, Sam.....           | 2017     | Nelson, Gene.....      | 1987-92     | Palmisano, Joe.....    | 1931        | Plarski, Don .....       | 1955        |
| Monahan, Rinty.....      | 1953     | Nelson, Lynn.....      | 1937-39     | Panther, Jim.....      | 1971        | Pless, Rance.....        | 1956        |
| Monday, Rick.....        | 1966-71  | Nelson, Rob.....       | 1986-87     | Paquette, Craig.....   | 1993-95     | Plouffe, Trevor.....     | 2017        |
| Montas, Frankie.....     | 2017-19  | Neshek, Pat.....       | 2012-13     | Parisse, Tony.....     | 1943-44     | Plunk, Eric.....         | 1986-89     |
| Monteagudo, Aurelio..... | 1963-66  | Nettes, Jim .....      | 1981        | Parker, Ace.....       | 1937-38     | Polonia, Luis.....       | 1987-89     |
| Montgomery, Steve.....   | 1996-97  | Neu, Mike.....         | 2003        | Parker, Dave.....      | 1988-89     | Pomeranz, Drew.....      | 2014-15     |
| Montz, Luke.....         | 2013     | Neuse, Sheldon.....    | 2019        | Parker, Jarrod.....    | 2012-13     | Poole, Jim.....          | 1925-27     |
| Mooneyham, Bill.....     | 1986     | Newman, Jeff.....      | 1976-82     | Parmelee, Roy.....     | 1939        | Poole, Ray.....          | 1941, 47    |
| Moore, Ferdie.....       | 1914     | Newsom, Bobo.....      | 1944-46,    | Parnham, Rube.....     | 1916-17     | Porter, Bo.....          | 2000        |
| Moore, Jimmy.....        | 1930-31  |                        | 52-53       | Parrett, Jeff.....     | 1992        | Porter, Odie.....        | 1902        |
| Moore, Kelvin.....       | 1981-83  | Newsome, Skeeter ..... | 1935-39     | Parrino, Andy.....     | 2013-15     | Portocarrero, Arnie..... | 1954-57     |
| Moore, Kerwin.....       | 1996     | Nicholls, Simon.....   | 1906-09     | Parsons, Bill.....     | 1974        | Posada, Leo.....         | 1960-62     |
| Moore, Mike.....         | 1989-92  | Nicholson, Bill.....   | 1936        | Pate, Joe.....         | 1926-27     | Potter, Nels.....        | 1938-41, 48 |
| Moore, Roy.....          | 1920-22  | Niemioc, Al.....       | 1936        | Patterson, Daryl.....  | 1971        | Powell, Boog.....        | 2017-18     |
| Morales, Jose.....       | 1973     | Noboa, Junior.....     | 1994        | Patterson, Eric.....   | 2008-10     | Powell, Landon.....      | 2009-11     |
| Morales, Kendrys.....    | 2019     | Nolin, Sean.....       | 2015        | Patterson, Mike.....   | 1981        | Power, Vic.....          | 1954-58     |
| Moran, Herbie.....       | 1908     | Noonan, Pete.....      | 1904        | Patton, Bill.....      | 1935        | Powers, Doc.....         | 1901-09     |
| Morey, Dave.....         | 1913     | Norberto, Jordan.....  | 2011-12     | Payton, Jay.....       | 2005-06     | Powers, Ike.....         | 1927-28     |
| Morgan, Cy.....          | 1909-12  | Noren, Irv.....        | 1957        | Peck, Hal.....         | 1944-46     | Prescott, Bobby.....     | 1961        |
| Morgan, Joe.....         | 1959     | Norman, Fred.....      | 1962-63     | Peerson, Jack.....     | 1935-36     | Pridie, Jason.....       | 2015        |
| Morgan, Joe.....         | 1984     | Norris, Derek.....     | 2012-14     | Peffer, Monte.....     | 1913        | Prieto, Ariel.....       | 1995-98, 00 |
| Morgan, Mike.....        | 1978-79  | Norris, Mike.....      | 1975-83, 90 | Pena, Carlos.....      | 2002        | Profar, Jurickson.....   | 2019        |
| Morgan, Tom.....         | 1957     | North, Billy.....      | 1973-78     | Pena, Orlando.....     | 1962-65     | Pruett, Jim.....         | 1944-45     |
| Morris, Doyt.....        | 1937     | Nossek, Joe.....       | 1966-67, 69 | Pena, Roberto.....     | 1970        | Puccinelli, George.....  | 1936        |
| Morrisette, Bill.....    | 1915-16  | Noyes, Win.....        | 1917, 19    | Pennington, Cliff..... | 2008-12     | Puk, A.J.....            | 2019        |
| Morse, Bud.....          | 1929     | Nuñez, Edwin.....      | 1993-94     | Pennock, Herb.....     | 1912-15     | Punto, Nick.....         | 2014        |
| Mortensen, Clayton ..    | 2009-10  | Nuñez, Renato.....     | 2016-17     | Pepper, Bob.....       | 1915        | Purcey, David.....       | 2011        |
| Moscoco, Guillermo.....  | 2011     | Nuxhall, Joe.....      | 1961        | Perez, Antonio.....    | 2006        | Putnam, Danny.....       | 2007        |
| Moses, Wally.....        | 1935-41, | <b>O</b>               |             | Perez, Marty.....      | 1977-78     |                          |             |
|                          | 49-51    | O'Brien, Charlie.....  | 1985        | Perkins, Charlie.....  | 1930        | <b>Q</b>                 |             |
| Moss, Brandon.....       | 2012-14  | O'Donoghue, John.....  | 1963-65     | Perkins, Cy.....       | 1915, 17-30 | Quinn, Jack.....         | 1925-30     |
| Moss, Charlie.....       | 1934-36  | O'Flaherty, Eric.....  | 2014-15     | Perry, Jim.....        | 1975        | Quinn, Tad.....          | 1902-03     |
| Mossi, Don.....          | 1965     | O'Neill, Harry.....    | 1922-23     | Perry, Scott.....      | 1918-21     | Quinones, Luis.....      | 1983        |
| Mujica, Edward.....      | 2015     | O'Neill, Harry.....    | 1939        | Peters, Rick.....      | 1983, 86    | Quirk, Jamie.....        | 1989-92     |
| Mulder, Mark.....        | 2000-04  | Odum, Blue Moon.....   | 1964-75     | Peters, Rusty.....     | 1936-38     |                          |             |
| Mullin, Jim.....         | 1904     | Odom, Blue Moon.....   | 1964-75     | Peterson, Jim.....     | 1931, 33    | <b>R</b>                 |             |
| Munch, Jake.....         | 1918     | Ogden, curly.....      | 1922-24     | Peterson, Shane.....   | 2013        | Raczka, Mike.....        | 1992        |
| Muncy, Max.....          | 2015-16  | Oglesby, Jim.....      | 1936        | Petit, Gregorio.....   | 2008-09     | Raether, Hal.....        | 1954, 57    |
| Munoz, Pedro.....        | 1996     | Okajima, Hideki.....   | 2013        | Petit, Yusemeiro.....  | 2018-19     | Raines, Tim.....         | 1999        |
| Munson, Eric.....        | 2009     | Oldring, Rube.....     | 1906-16, 18 | Pfister, Dan.....      | 1961-64     | Rainey, Chuck.....       | 1984        |
| Mura, Steve.....         | 1985     | Olivares, Omar.....    | 1999-00     | Phegley, Josh.....     | 2015-19     | Rakow, Ed.....           | 1961-63     |
| Murphy, Danny.....       | 1902-13  | Olson, Matt.....       | 2016-19     | Phelps, Ken.....       | 1989-90     | Ramirez, Carlos.....     | 2018        |
| Murphy, Donnie.....      | 2007-08  | Oliveros, Steve.....   | 1985-88,    | Philly, Dave.....      | 1951-53     | Ramirez, Edwar.....      | 2010        |
| Murphy, Dwayne.....      | 1978-87  |                        | 94-95       | Phillips, Tony.....    | 1982-89, 99 | Ramirez, Erasmo.....     | 2007        |
| Murphy, Eddie.....       | 1912-15  | Oquist, Mike.....      | 1997-99     | Phoenix, Steve.....    | 1994-95     | Ramirez, Milt.....       | 1979        |
| Murphy, Mike.....        | 1916     | Orr, Billy.....        | 1913-14     | Piatt, Adam.....       | 2000-03     | Randolph, Willie.....    | 1990        |
| Murphy, Morgan.....      | 1901     | Ortiz, Jose.....       | 2000-01     | Piatt, Wiley.....      | 1901        | Raschi, Vic.....         | 1955        |
| Murphy, Sean.....        | 2019     | Ortiz, Roberto.....    | 1950        | Piazza, Mike.....      | 2007        | Rath, Morrie.....        | 1909-10     |
| Murray, Joe.....         | 1950     | Orwoll, Ossie.....     | 1928-29     | Picciolo, Rob.....     | 1977-82, 85 | Ratliff, Jon.....        | 2000        |
| Murray, Larry.....       | 1977-79  | Osinski, Dan.....      | 1962        | Picich, Val.....       | 1916-17     | Ray, Carl.....           | 1915-16     |
|                          |          | Osteen, Darrell.....   | 1970        | Pick, Charlie.....     | 1916        | Ready, Randy.....        | 1992        |

## Athletics All-Time Roster, continued

|                                       |                                       |   |  |
|---------------------------------------|---------------------------------------|---|--|
| Reames, Britt ..... 2005              | Roth, Braggo ..... 1919               | Seitzer, Kevin ..... 1993               | Snyder, Bernie ..... 1935                |
| Recker, Anthony ..... 2011-12         | Rothrock, Jack ..... 1937             | Semien, Marcus ..... 2015-19            | Snyder, Brian ..... 1989                 |
| Reddick, Josh ..... 2012-16           | Rouse, Mike ..... 2006                | Service, Scott ..... 2000               | Snyder, Russ ..... 1959-60               |
| Redman, Mark ..... 2004               | Rowe, Harland ..... 1916              | Sexton, Jimmy ..... 1981-82             | Sogard, Eric ..... 2010-15               |
| Reed, Howie ..... 1958-60             | Rowland, Chuck ..... 1923             | Seybold, Socks ..... 1901-08            | Soria, Joakim ..... 2019                 |
| Reineke, Chad ..... 2009              | Roy, Emil ..... 1933                  | Shamsky, Art ..... 1972                 | Sorensen, Lary ..... 1984                |
| Reiss, Al ..... 1932                  | Rozek, Dick ..... 1953-54             | Shanner, Bill ..... 1920                | Sosa, Elias ..... 1978                   |
| Reninger, Jim ..... 1938-39           | Rubeling, Al ..... 1940-41            | Shannon, Red ..... 1917-21              | Soto, Geovany ..... 2014                 |
| Renko, Steve ..... 1978               | Rudi, Joe ..... 1967-76, 82           | Shantz, Billy ..... 1954-55             | Souza, Mark ..... 1980                   |
| Renna, Bill ..... 1954-56             | Rullo, Joe ..... 1943-44              | Shantz, Bobby ..... 1949-56             | Sparks, Steve ..... 2003                 |
| Repoz, Roger ..... 1966-67            | Russell, Jeff ..... 1992              | Sharman, Ralph ..... 1917               | Speaker, Tris ..... 1928                 |
| Resop, Chris ..... 2013               | Russell, Lefty ..... 1910-12          | Shaughnessy, Shag ..... 1908            | Spencer, Jim ..... 1981-82               |
| Rettig, Otto ..... 1922               | Rutner, Mickey ..... 1947             | Shaver, Jeff ..... 1988                 | Sperry, Stan ..... 1938                  |
| Reverig, Todd ..... 1992              | Ryan, Rob ..... 2001                  | Shaw, Bob ..... 1961                    | Spicer, Bob ..... 1955-56                |
| Revering, Dave ..... 1978-81          | Rzepczynski, Marc ..... 2016          | Shaw, Don ..... 1972                    | Spiezio, Scott ..... 1996-99             |
| Reyes, Carlos ..... 1994-97           |                                       | Shawkey, Bob ..... 1913-15              | Stahl, Ed ..... 1968-69                  |
| Reynolds, Tommie ..... 1963-65,<br>69 |                                       | Shea, Red ..... 1918                    | Sprague, Ed ..... 1998                   |
| Rhodes, Arthur ..... 2004             | <b>S</b>                              | Shean, Dave ..... 1906                  | Springer, Russ ..... 2009                |
| Rhodes, Gordon ..... 1936             | Saarloos, Kirk ..... 2004-06, 08      | Sheehan, Tom ..... 1915-16              | Stafford, Bill ..... 1966-67             |
| Richards, Paul ..... 1935             | Saenz, Olmedo ..... 1999-02           | Sheets, Ben ..... 2010                  | Staggs, Steve ..... 1978                 |
| Richardson, Jack ..... 1915-16        | Saffell, Tom ..... 1955               | Sheldon, Rollie ..... 1965-66           | Stahl, Larry ..... 1964-66               |
| Richardson, Ken ..... 1942            | Sain, Johnny ..... 1955               | Sheldon, Scott ..... 1997               | Stainback, Tuck ..... 1946               |
| Richmond, Don ..... 1941, 46-47       | Sakata, Lenn ..... 1986               | Sherling, Ed ..... 1924                 | Stairs, Matt ..... 1996-00               |
| Riconda, Harry ..... 1923-24          | Salmon, Roger ..... 1912              | Sherman, Joe ..... 1915                 | Staley, Gerry ..... 1961                 |
| Rigby, Brad ..... 1997, 99            | Salve, Gus ..... 1908                 | Shirley, Tex ..... 1941-42              | Staller, George ..... 1943               |
| Righetti, Dave ..... 1994             | Samarzija, Jeff ..... 2014            | Shoemaker, Charlie .....<br>1961-62, 64 | Stanley, Fred ..... 1981-82              |
| Rijo, Jose ..... 1985-87              | Samcoff, Ed ..... 1951                | Shores, Bill ..... 1928-31              | Stanley, Mike ..... 2000                 |
| Riles, Ernest ..... 1991              | Sanchez, Alejandro ..... 1987         | Show, Eric ..... 1991                   | Steelman, Farmer ..... 1901-02           |
| Rincon, Ricardo ..... 2002-05         | Sanders, John ..... 1965              | Siebern, Norm ..... 1960-63             | Stein, Blake ..... 1998-99               |
| Rinker, Bob ..... 1950                | Sanders, Ken ..... 1964, 66, 68       | Siebert, Dick ..... 1938-45             | Stein, Irv ..... 1932                    |
| Ripple, Jimmy ..... 1943              | Sanderson, Scott ..... 1990           | Siebert, Tommy ..... 1975               | Steinbach, Terry ..... 1986-96           |
| Rivera, Jim ..... 1961                | Sands, Charlie ..... 1975             | Sierra, Ruben ..... 1992-95             | Stellbauer, Bill ..... 1916              |
| Roark, Tanner ..... 2019              | Sandt, Tommy ..... 1975-76            | Sigafoos, Frank ..... 1926              | Stephens, Gene ..... 1961-62             |
| Roberts, Bip ..... 1998               | Sanford, Jack ..... 1967              | Sima, Al ..... 1954                     | Stewart, Bill ..... 1955                 |
| Roberts, Ray ..... 1919               | Sanguillen, Manny ..... 1977          | Simmons, Al ..... 1924-32,<br>40-41, 44 | Stewart, Dave ..... 1986-92, 95          |
| Robertson, Connor ..... 2007          | Santiago, Jose ..... 1956             | Simpson, Harry ..... 1955-59            | Stewart, Shannon ..... 2007              |
| Robertson, Jim ..... 1954-55          | Santiago, Jose ..... 1963-65          | Sinatro, Matt ..... 1987-88             | Stock, Wes ..... 1964-67                 |
| Robertson, Sherry ..... 1952          | Sauerbeck, Scott ..... 2006           | Singleton, Chris ..... 2003             | Stokes, Art ..... 1925                   |
| Robinson, Bruce ..... 1978            | Saunders, Rusty ..... 1927            | Sizemore, Scott ..... 2011, 13          | Stone, Ron ..... 1966                    |
| Robinson, Eddie ..... 1953, 56        | Sauveur, Rich ..... 2000              | Skaff, Frank ..... 1943                 | Stottlemire, Todd ..... 1995             |
| Robinson, Floyd ..... 1968            | Savage, Bob ..... 1942, 46-48         | Skizas, Lou ..... 1956-57               | Straily, Dan ..... 2012-14               |
| Rocheport, Ben ..... 1914             | Savery, Joe ..... 2014                | Slappy, John ..... 1920                 | Strand, Paul ..... 1924                  |
| Rodney, Fernando ..... 2018-19        | Sax, Steve ..... 1994                 | Slaughter, Enos ..... 1955-56           | Street, Huston ..... 2005-08             |
| Rodriguez, Fernando ..... 2014-16     | Schaefer, Jeff ..... 1994             | Sleater, Lou ..... 1955                 | Strunk, Amos ..... 1908-17,<br>19-20, 24 |
| Rodriguez, Henry ..... 2009-10        | Schang, Wally ..... 1913-17, 30       | Slusarski, Joe ..... 1991-93            | Sturdivant, Tom ..... 1959, 63-64        |
| Rodriguez, Rick ..... 1986-87         | Schauer, Rube ..... 1917              | Small, Aaron ..... 1996-98              | Sturgis, Dean ..... 1914                 |
| Rodriguez, Roberto ..... 1967,<br>70  | Schee, Heinie ..... 1922-23           | Small, Jim ..... 1966-67                | Styles, Lena ..... 1919-21               |
| Roettger, Oscar ..... 1932            | Scheib, Carl ..... 1943-45, 47-54     | Smith, Chad ..... 2015                  | Suarez, Ken ..... 1966-67                |
| Rogers, Kenny ..... 1998-99           | Schelle, Jim ..... 1939               | Smith, Chris ..... 2016-17              | Suder, Pete ..... 1941-43, 46-55         |
| Rogers, Tom ..... 1919                | Schillings, Red ..... 1922            | Smith, Dave ..... 1938-39               | Sullivan, Haywood ..... 1961-63          |
| Roland, Jim ..... 1969-72             | Schlitter, Brian ..... 2019           | Smith, Eddie ..... 1936-39              | Sullivan, Jim ..... 1921-22              |
| Romberger, Dutch ..... 1954           | Schlitzer, Biff ..... 1908-09         | Smith, Greg ..... 2008                  | Summa, Homer ..... 1929-30               |
| Rommel, Eddie ..... 1920-32           | Schreckengost, Ossee .....<br>1902-08 | Smith, Hal ..... 1956-59                | Summers, Champ ..... 1974                |
| Roney, Matt ..... 2006                | Schumann, Hack ..... 1906             | Smith, Harry ..... 1901                 | Surkamp, Eric ..... 2016                 |
| Roof, Phil ..... 1966-69              | Schuster, Patrick ..... 2016          | Smith, Harry ..... 1966-67              | Sutton, Don ..... 1985                   |
| Rosales, Adam ..... 2010-13, 17       | Schwartz, Randy ..... 1965-66         | Smith, Josh ..... 2017                  | Sutton, Larry ..... 2002                 |
| Rosar, Buddy ..... 1945-49            | Schypinski, Jerry ..... 1955          | Smith, Mark ..... 1983                  | Suzuki, Kurt ..... 2007-12, 13           |
| Rosario, Santiago ..... 1965          | Scott, Dick ..... 1989                | Smith, Mayo ..... 1945                  | Sveum, Dale ..... 1993                   |
| Rose, Mike ..... 2004                 | Scott, Rodney ..... 1977              | Smith, Red ..... 1925                   | Sweeney, Buck ..... 1914                 |
| Rosenthal, Larry ..... 1944-45        | Scribner, Evan ..... 2012-15          | Smith, Seth ..... 2012-13               | Sweeney, Mike ..... 2008                 |
| Ross, Buck ..... 1936-41              | Scutaro, Marco ..... 2004-07          | Smith, Syd ..... 1908                   | Sweeney, Ryan ..... 2008-11              |
| Ross, Cody ..... 2015                 | Segui, Diego ..... 1962-68,<br>70-72  | Smithberg, Roger ..... 1993-94          | Swift, Bob ..... 1942-43                 |
| Ross, Tyson ..... 2010-12             | Seibold, Socks ..... 1915-17, 19      | Smolinski, Jake ..... 2015-18           | Swisher, Nick ..... 2004-07              |

**T**

Tabb, Jerry ..... 1977-78  
 Taff, John ..... 1913  
 Talbot, Fred ..... 1965-66, 69-70  
 Talton, Tim ..... 1966-67  
 Tam, Jeff ..... 2000-02  
 Tartabull, Danny ..... 1995  
 Tartabull, Jose ..... 1962-66,  
 69-70  
 Taylor, Arias ..... 1921  
 Taylor, Beau ..... 2018-19  
 Taylor, Billy ..... 1994, 96-99  
 Taylor, Harry ..... 1957  
 Taylor, Joe ..... 1954  
 Taylor, Michael ..... 2011-13  
 Tejada, Miguel ..... 1997-03  
 Telgheder, Dave ..... 1996-98  
 Tellmann, Tom ..... 1985  
 Tenace, Gene ..... 1969-76  
 Terry, Ralph ..... 1957-59, 66  
 Terwilliger, Wayne ..... 1959-60  
 Tettleton, Mickey ..... 1984-87  
 Thies, Dave ..... 1963  
 Thomas, Bud ..... 1937-39  
 Thomas, Charles ..... 2005  
 Thomas, Frank ..... 2006, 08  
 Thomas, Fred ..... 1919-20  
 Thomas, Ira ..... 1909-15  
 Thomas, Kite ..... 1952-53  
 Thomasson, Gary ..... 1978  
 Thompson, Harry ..... 1919  
 Thompson, Kevin ..... 2007  
 Thompson, Rich ..... 2012  
 Thompson, Shag ..... 1914-16  
 Thompson, Tim ..... 1956-57  
 Thompson, Trayce ..... 2018  
 Thrasher, Buck ..... 1916-17  
 Throneberry, Marv ..... 1960-61  
 Tillman, Rusty ..... 1986  
 Tipton, Eric ..... 1939-41  
 Tipton, Joe ..... 1950-52  
 Tobin, Pat ..... 1941  
 Todd, Jim ..... 1975-76, 79  
 Todd, Phil ..... 1931  
 Tolleson, Steve ..... 2010  
 Tomanek, Dick ..... 1958-59  
 Tomberlin, Andy ..... 1995  
 Tomko, Brett ..... 2009  
 Tompkins, Ron ..... 1965  
 Toppin, Rupe ..... 1962  
 Torrealba, Pablo ..... 1977  
 Torrez, Mike ..... 1976-77, 84  
 Tovar, Cesar ..... 1975-76  
 Treinen, Blake ..... 2017-19  
 Trice, Bob ..... 1953-55  
 Triggs, Andrew ..... 2016-18  
 Trillo, Manny ..... 1973-74  
 Trivino, Lou ..... 2018-19  
 Trowbridge, Bob ..... 1960

Trucks, Virgil ..... 1957-58  
 Tsitouris, John ..... 1958-60  
 Turbeville, George ..... 1935-37  
 Turner, Terry ..... 1919  
 Turner, Tink ..... 1915  
 Tuttle, Bill ..... 1958-61  
 Tyack, Jim ..... 1943  
 Tyrone, Jim ..... 1977

**U**

Umbarger, Jim ..... 1977  
 Underwood, Tom ..... 1981-83  
 Upchurch, Woody ..... 1935-36  
 Upton, Bill ..... 1954  
 Urban, Jack ..... 1957-58

**V**

Valdez, Cesar ..... 2017  
 Valdez, Mario ..... 2000-01  
 Valencia, Danny ..... 2015-16  
 Valo, Elmer ..... 1940-43, 46-56  
 Van Brabant, Ozzie ..... 1954-55  
 Van Poppel, Todd ..... 1991,  
 93-96  
 Vaughan, Porter ..... 1940-41,  
 46  
 Vaughn, Roy ..... 1934  
 Veach, Al ..... 1935  
 Velandia, Jorge ..... 1998-00  
 Velarde, Randy ..... 1999-00, 02  
 Venafro, Mike ..... 2002  
 Venditte, Pat ..... 2015  
 Vickers, Rube ..... 1907-09  
 Virgil, Ozzie ..... 1961  
 Vizcaino, Luis ..... 1999-01  
 Vogt, Stephen ..... 2013-17  
 Voigt, Jack ..... 1998  
 Von Ohlen, Dave ..... 1986-87  
 Vosberg, Ed ..... 1994  
 Voss, Bill ..... 1972

**W**

Waddell, Rube ..... 1902-07  
 Wagner, Hal ..... 1937-44  
 Wagner, Mark ..... 1984  
 Wagner, Neil ..... 2011  
 Wahl, Bobby ..... 2017  
 Wahl, Kermit ..... 1950-51  
 Walberg, Rube ..... 1923-33  
 Walker, Frank ..... 1920-21  
 Walker, Jerry ..... 1961-62  
 Walker, Johnny ..... 1919-21  
 Walker, Tilly ..... 1918-23  
 Walker, Todd ..... 2007  
 Walker, Tom ..... 1902  
 Wallaesa, Jack ..... 1940, 42, 46  
 Walling, Denny ..... 1975-76  
 Wallis, Joe ..... 1978-79  
 Walsh, Jimmy ..... 1912-16

Walton, Bruce ..... 1991-92  
 Wambsganss, Bill ..... 1926  
 Wang, Wei-Chung ..... 2019  
 Ward, Preston ..... 1958-59  
 Warren, Mike ..... 1983-85  
 Warstler, Rabbit ..... 1934-36  
 Wasdin, John ..... 1995-96  
 Washington, Claudell .....  
 1974-76

Washington, Herb ..... 1974-75  
 Waslewski, Gary ..... 1972  
 Watlington, Neal ..... 1953  
 Watson, Matt ..... 2005, 10  
 Watson, Mule ..... 1918-19  
 Weaver, Harry ..... 1915-16  
 Webb, Skeeter ..... 1948  
 Webster, Ray ..... 1967-69, 71  
 Weeks, Jimmie ..... 2011-13  
 Weiss, Walt ..... 1987-92  
 Welaj, Johnny ..... 1943  
 Welch, Bob ..... 1988-94  
 Welch, Frank ..... 1919-26  
 Wellman, Bob ..... 1948, 50  
 Wells, Casper ..... 2013  
 Wendelken, J.B. .... 2016, 18-19  
 Wendle, Joey ..... 2016-17  
 Wengert, Don ..... 1995-97  
 Werber, Billy ..... 1937-38  
 Wetzel, Buzz ..... 1927  
 Wheat, Lee ..... 1954-55  
 Wheat, Zack ..... 1927  
 Wheaton, Woody ..... 1943-44  
 White, Don ..... 1948-49  
 White, Jo-Jo ..... 1943-44  
 Whittaker, Walt ..... 1916  
 Wickersham, Dave ..... 1960-63  
 Wilhelm, Spider ..... 1953  
 Wilkins, Bobby ..... 1944-45  
 Willard, Jerry ..... 1986-87  
 Williams, Al ..... 1937-38  
 Williams, Billy ..... 1975-76  
 Williams, Dib ..... 1930-35  
 Williams, Dick ..... 1959-60  
 Williams, Don ..... 1962  
 Williams, Earl ..... 1977  
 Williams, George ..... 1964  
 Williams, George ..... 1995-97  
 Williams, Mark ..... 1977  
 Williams, Marsh ..... 1916  
 Willingham, Josh ..... 2011  
 Willis, Dale ..... 1963  
 Willis, Lefty ..... 1925-27  
 Wilshere, Whitey ..... 1934-36  
 Wilson, Bill ..... 1954-55  
 Wilson, Highball ..... 1902  
 Wilson, Jack ..... 1934  
 Wilson, Jim ..... 1949  
 Wilson, Tom ..... 2001  
 Wilson, Willie ..... 1991-92

Wiltse, Snake ..... 1901-02  
 Windhorn, Gordie ..... 1962  
 Windsor, Jason ..... 2006  
 Wingo, Al ..... 1919  
 Wingo, Ed ..... 1920  
 Winston, Hank ..... 1933  
 Wirth, Alan ..... 1978-80  
 Witasick, Jay ..... 1996-98, 05-07  
 Witmeyer, Ron ..... 1991  
 Witt, Bobby ..... 1992-94  
 Witt, Whitey ..... 1916-17, 19-21  
 Wojciechowski, Steve .....  
 1995-97

Wojcik, John ..... 1962-64  
 Wolf, Lefty ..... 1921  
 Wolf, Ross ..... 2010  
 Wolfe, Chuck ..... 1923  
 Wolf, Roger ..... 1941-43  
 Womack, Dooley ..... 1970  
 Wood, Doc ..... 1923  
 Wood, Jason ..... 1998  
 Wood, Mike ..... 2003  
 Woodard, Darrell ..... 1978  
 Woods, Gary ..... 1976  
 Worden, Fred ..... 1914  
 Worrell, Tim ..... 1998-99  
 Wortham, Rich ..... 1983  
 Wright, Ed ..... 1952  
 Wright, Taffy ..... 1949  
 Wuertz, Michael ..... 2009-11  
 Wyatt, John ..... 1961-66, 69  
 Wyckoff, Weldon ..... 1913-16  
 Wyse, Hank ..... 1950-51

**Y**

Yabu, Keichi ..... 2005  
 Yankowski, George ..... 1942  
 Yarrison, Rube ..... 1922  
 Yerkes, Carroll ..... 1927-29  
 York, Lefty ..... 1919  
 York, Rudy ..... 1948  
 Yoter, Elmer ..... 1921  
 Young, Chris ..... 2013  
 Young, Curt ..... 1983-91, 93  
 Young, Ernie ..... 1994-97  
 Young, Matt ..... 1989  
 Young, Ralph ..... 1922  
 Yount, Eddie ..... 1937

**Z**

Zachary, Tom ..... 1918  
 Zapustas, Joe ..... 1933  
 Zernial, Gus ..... 1951-57  
 Ziegler, Brad ..... 2008-11  
 Zinn, Jimmy ..... 1919  
 Zito, Barry ..... 2000-06, 15  
 Zobrist, Ben ..... 2015  
 Zoldak, Sam ..... 1951-52




## OAKLAND A'S COACHES

|                        |         |                                 |                   |                        |          |                        |                   |
|------------------------|---------|---------------------------------|-------------------|------------------------|----------|------------------------|-------------------|
| Adair, Jerry.....      | 1972-74 | Hale, Chip.....                 | 2012-14, 17       | Metro, Charlie.....    | 1982     | Schaefer, Bob.....     | 2007              |
| Aldrete, Mike.....     | 2015-19 | Hofman, Bob... 1969-70, 74-78   |                   | Mitterwald, George.... | 1979-82  | Schoendienst, Red..... | 1977-78           |
| Alejo, Bob.....        | 1996-97 | Hoscheit, Vern.....             | 1969-74           | Moore, Jackie.....     | 1981-84  | Schueler, Ron.....     | 1983-84           |
| Alston, Garvin.....    | 2017    | Hudgens, Dave.....              | 1999, 03-05       | Monchak, Al.....       | 1976     | Skaalen, Jim.....      | 2009-10           |
| Bosley, Thad.....      | 1999-03 | Jackson, Reggie.....            | 1991              | Newman, Jeff.....      | 1986     | Skinner, Joel.....     | 2011              |
| Boyer, Clete.....      | 1980-85 | Jensen, Marcus.....             | 2015-19           | Noren, Irv.....        | 1971-74  | Speier, Chris.....     | 2004              |
| Burleson, Rick.....    | 1991    | Jones, Gary.....                | 1998              | Nottle, Ed.....        | 1983     | Stange, Lee.....       | 1977-79           |
| Bush, Darren.....      | 2013-19 | Kotsay, Mark.....               | 2016-19           | Paul, Mike.....        | 1987-88  | Steverson, Todd.....   | 2009-10           |
| Christenson, Ryan..... | 2018-19 | Kusnyer, Art.....               | 1989-95           | Pedrique, Al.....      | 2018-19  | Stock, Wes.....        | 1973-76, 84-86    |
| Cluck, Bob.....        | 1996-97 | Lachemann, Rene.....            | 1987-92,<br>05-07 | Perry, Gerald.....     | 2006, 11 | Van Burkleo, Ty.....   | 2007-08           |
| Davis, Chili.....      | 2012-14 | Lansford, Carney.....           | 1994-95           | Peterson, Rick.....    | 1998-03  | Wakamatsu, Don.....    | 2008              |
| DeFrancisco, Tony..... | 2008    | Lau, Charlie.....               | 1970              | Plaza, Ron.....        | 1986     | Waller, Tye.....       | 2007-15           |
| Didier, Bob.....       | 1984-86 | Lefebvre, Jim... 1987-88, 94-95 |                   | Posedel, Bill.....     | 1968-72  | Walling, Denny.....    | 1996-98           |
| DiMaggio, Joe.....     | 1968-69 | Lollar, Sherm.....              | 1968-69           | Prieto, Ariel.....     | 2012-14  | Walls, Lee.....        | 1979-82           |
| Dyer, Duffy.....       | 1996-98 | Lonnatt, Joe.....               | 1976              | Quade, Mike.....       | 2000-02  | Washington, Ron.....   | 1996-06;<br>15-16 |
| Duncan, Dave.....      | 1986-95 | Lumpe, Jerry.....               | 1971              | Rader, Doug.....       | 1992     | Watson, Bob.....       | 1986-88           |
| Emerson, Scott.....    | 2015-19 | Luzinski, Greg.....             | 1993              | Rettenmund, Merv.....  | 1989-90  | Williams, Billy.....   | 1983-85           |
| Ermer, Cal.....        | 1977    | Macha, Ken.....                 | 1999-02           | Reynolds, Tommie.....  | 1989-95  | Williams, Matt.....    | 2018-19           |
| Fischer, Brad.....     | 1996-07 | Maxvill, Dal.....               | 1975              | Rodriguez, Rick.....   | 2011-12  | Winkles, Bobby.....    | 1974-75           |
| Fowler, Art.....       | 1980-82 | McKay, Dave.....                | 1984-95           | Romanick, Ron.....     | 2008-11  | Young, Curt.....       | 2004-10; 12-17    |
| Francona, Terry.....   | 2003    | McKeon, Jack.....               | 1978              | Rudi, Joe.....         | 1986-87  |                        |                   |
| Gallego, Mike.....     | 2009-15 | McNamara, John.....             | 1968-69           | Saul, Jim.....         | 1979     |                        |                   |
| Geren, Bob.....        | 2003-06 |                                 |                   | Scarsone, Steve.....   | 2017     |                        |                   |

## MOST RECENT TRADES WITH EACH TEAM

|                |                |  |
|----------------|----------------|--|
| Arizona        | July 31, 2017  | Acquired minor league P Jeferson Mejia for IF Adam Rosales   |
| Atlanta        | July 2, 2015   | Acquired P Cody Martin for international bonus slot 53   |
| Baltimore      | Nov. 22, 2017  | Acquired a PTBNL (minor league P Jake Bray on Dec. 19) for OF Jaycob Brugman   |
| Boston         | Aug. 23, 2017  | Acquired minor league OF Rafael Rincones for OF Rajai Davis  |
| Chicago-AL     | April 19, 2018 | Acquired cash or a PTBNL for OF Trayce Thompson  |
| Chicago-NL     | Jan. 13, 2020  | Acquired IF/OF Tony Kemp for minor league IF Alfonso Rivas   |
| Cincinnati     | July 31, 2019  | Acquired P Tanner Roark and cash for minor league OF Jameson Hannah  |
| Cleveland      | Aug. 31, 2016  | Acquired minor league P Colt Hynes for OF Coco Crisp and cash  |
| Colorado       | Aug. 16, 2017  | Acquired P Sam Moll for a PTBNL or cash  |
| Detroit        | Aug. 6, 2018   | Acquired P Mike Fiers for two PTBNL (minor league P Nolan Blackwood on Aug. 18 and minor league P Logan Shore on Sept. 19)   |
| Florida        | Dec. 16, 2003  | Acquired P Mark Redman for P Mike Neu and minor league P Bill Murphy   |
| Houston        | Nov. 25, 2015  | Acquired IF Jed Lowrie for minor league P Brendan McCurry  |
| Kansas City    | July 27, 2019  | Acquired P Jake Diekman for minor league P Ismael Aquino and minor league OF Dairon Blanco   |
| Los Angeles-AL | April 23, 2017 | Acquired OF Ryan LaMarre for a PTBNL or cash   |
| Los Angeles-NL | April 25, 2018 | Acquired P Wilmer Font for minor league P Logan Salow  |
| Milwaukee      | Sept. 3, 2018  | Acquired P Aaron Brooks for cash   |
| Minnesota      | Aug. 9, 2018   | Acquired P Fernando Rodney for minor league P Dakota Chalmers  |
| New York-AL    | May 14, 2019   | Acquired a PTBNL or cash for IF Kendrys Morales and cash   |
| New York-NL    | July 21, 2018  | Acquired P Jeury's Familia for minor league P Bobby Wahl, minor league IF Will Toffey and \$1,000,000 international slot money   |
| Philadelphia   | Dec. 12, 2019  | Acquired IF Vimalael Machin for cash considerations  |
| Pittsburgh     | Nov. 20, 2018  | Acquired P Tanner Anderson for a PTBNL (minor league P Wilkin Ramos on Nov. 30)  |
| St. Louis      | March 31, 2017 | Acquired P Josh Lucas for minor league P Casey Meisner   |
| San Diego      | Dec. 2, 2019   | Acquired C Austin Allen and a PTBNL (minor league OF Buddy Reed on Dec. 2) for IF Jurickson Profar   |
| San Francisco  | Dec. 4, 1990   | Acquired OF Ernest Riles for OF Darren Lewis and minor league P Pedro Pena   |
| Seattle        | Nov. 15, 2017  | Acquired P Emilio Pagán and minor league IF Alexander Campos for IF/DH Ryon Healy  |
| Tampa Bay      | Dec. 21, 2018  | Sent P Emilio Pagán and the A's Competitive Balance Round A pick in the 2019 Draft as part of a three-team trade in which the A's acquired IF Jurickson Profar from Texas for minor league IF Eli White and international bonus slot cash; Rangers sent minor league P Rollie Lacy to the Rays and Tampa Bay sent minor league Ps Kyle Bird, Brock Burke and Yoel Espinal to Texas.    |
| Texas          | Dec. 21, 2018  | Acquired IF Jurickson Profar in a three-team trade in which the A's sent minor league IF Eli White and international bonus slot cash to Texas and P Emilio Pagán and the A's Competitive Balance Round A pick in the 2019 Draft to Tampa Bay; Rangers sent minor league P Rollie Lacy to the Rays and Tampa Bay sent minor league Ps Kyle Bird, Brock Burke and Yoel Espinal to Texas. |
| Toronto        | March 27, 2019 | Acquired IF Kendrys Morales for minor league IF Jesus Lopez and international slot money   |
| Washington     | Aug. 5, 2018   | Acquired P Shawn Kelley and cash for international slot money  |



*2019 American League Most Valuable Player  
Mike Trout.*

**OPPONENTS**

# BALTIMORE ORIOLES



American League East  
 Oriole Park at Camden Yards  
 333 W. Camden Street  
 Baltimore, MD 21201  
**Switchboard:** (410) 547-6100  
**Press Box:** (410) 547-6257  
**Media Relations:** (410) 547-6150  
**Media Relations FAX:** (410) 547-6272

Chairman of the Board/Chief Executive Officer.....Peter Angelos  
 Executive Vice President..... John Angelos  
 Executive Vice President & General Manager .....Mike Elias  
 Manager .....Brandon Hyde  
 54-108 (1 season)  
 Director, Public Relations ..... Kristen Hudak (410) 547-6159  
 Senior Manager, Baseball Communications .....Jim Misudek (410) 547-6106  
 Director, Team Travel.....Kevin Buck (410) 547-6075  
 Stadium..... Oriole Park at Camden Yards  
 Capacity / Opened .....45,474 / 1992

## SERIES FACTS

Longest A's Winning Streak: 9, May 5, 2008-August 10, 2009  
 Longest Orioles Winning Streak: 13, August 14, 1977-April 27, 1979  
 Last A's Series Sweep at Oakland (3 games): June 17-19, 2019  
 Last A's Series Sweep at Oakland (4 games): August 23-26, 2004  
 Last A's Series Sweep at Baltimore (3 games): August 16-18, 2004  
 Last A's Series Sweep at Baltimore (4 games): August 26-29, 2005  
 Last Orioles Series Sweep at Oakland (3 games): August 15-17, 2005  
 Last Orioles Series Sweep at Oakland (4 games): May 22-25, 1987  
 Last Orioles Series Sweep at Baltimore (3 games): June 6-8, 2011  
 Last Orioles Series Sweep at Baltimore (4 games): August 14-17, 2015  
 Most Runs in a Game by Oakland: 16, June 18, 2019 (16-2)  
 Most Runs in a Game by Baltimore: 18 (twice), last: August 16, 2015 (18-2)  
 Widest Margin of Victory by Oakland: 15, August 30, 2001 (15-0)  
 Widest Margin of Victory by Baltimore: 16, August 16, 2015 (18-2)

## SERIES BREAKDOWN

|                             | W           | L          | PCT.        |
|-----------------------------|-------------|------------|-------------|
| PHI vs. Brewers (1901)      | 14          | 6          | .700        |
| PHI vs. Browns (1902-53)    | 606         | 513        | .542        |
| PHI vs. Orioles (1954)      | 12          | 10         | .545        |
| KC vs. Orioles (1955-67)    | 104         | 151        | .408        |
| OAK vs. Orioles (1968-2019) | 274         | 267        | .506        |
| <b>Totals</b>               | <b>1010</b> | <b>947</b> | <b>.516</b> |
| <b>at the Coliseum</b>      | <b>139</b>  | <b>135</b> | <b>.507</b> |
| <b>at Camden Yards</b>      | <b>68</b>   | <b>58</b>  | <b>.540</b> |

## 2020 SCHEDULE

| Dates      | Site | Times                  |
|------------|------|------------------------|
| July 2-5   | OAK  | 7:07, 7:07, 1:07, 1:07 |
| July 24-26 | BAL  | 4:05, 4:05, 10:05      |

## 2019 RECAP

| Date          | H-A        | W-L          | Score | Winner      | Loser   |
|---------------|------------|--------------|-------|-------------|---------|
| 4/8           | A          | L            | 4-12  | Cashner     | Estrada |
| 4/9           | A          | W            | 13-2  | B. Anderson | Means   |
| 4/10          | A          | W            | 10-3  | Montas      | Straily |
| 4/11          | A          | W            | 8-5   | Brooks      | Bundy   |
| 6/17          | H          | W            | 3-2   | Fiers       | Cashner |
| 6/18          | H          | W            | 16-2  | B. Anderson | Ynoa    |
| 6/19          | H          | W            | 8-3   | Bassitt     | Rogers  |
| <b>Totals</b> | <b>6-1</b> | <b>62-29</b> |       |             |         |

## YEAR-BY-YEAR SERIES RESULTS

| Year | Home | Road | Totals | Year | Home | Road | Totals | Year          | Home           | Road           | Totals         |
|------|------|------|--------|------|------|------|--------|---------------|----------------|----------------|----------------|
| 1968 | 6-4  | 3-5  | 9-9    | 1986 | 5-3  | 2-2  | 7-5    | 2004          | 4-0            | 3-0            | 7-0            |
| 1969 | 3-3  | 1-5  | 4-8    | 1987 | 2-4  | 3-3  | 5-7    | 2005          | 0-3            | 6-1            | 6-4            |
| 1970 | 3-3  | 2-4  | 5-7    | 1988 | 4-2  | 4-2  | 8-4    | 2006          | 2-1            | 2-1            | 4-2            |
| 1971 | 2-4  | 2-3  | 4-7    | 1989 | 5-1  | 2-4  | 7-5    | 2007          | 1-2            | 3-2            | 4-4            |
| 1972 | 1-5  | 5-1  | 6-6    | 1990 | 3-3  | 5-1  | 8-4    | 2008          | 3-0            | 2-0            | 5-0            |
| 1973 | 3-3  | 4-2  | 7-5    | 1991 | 4-2  | 5-1  | 9-3    | 2009          | 3-0            | 2-1            | 5-1            |
| 1974 | 2-4  | 4-2  | 6-6    | 1992 | 1-5  | 5-1  | 6-6    | 2010          | 3-1            | 4-2            | 7-3            |
| 1975 | 5-1  | 3-3  | 8-4    | 1993 | 1-5  | 1-5  | 2-10   | 2011          | 5-1            | 0-3            | 5-4            |
| 1976 | 4-2  | 4-2  | 8-4    | 1994 | 3-3  | 2-4  | 5-7    | 2012          | 2-1            | 3-3            | 5-4            |
| 1977 | 0-5  | 2-3  | 2-8    | 1995 | 3-3  | 4-2  | 7-5    | 2013          | 1-3            | 1-2            | 2-5            |
| 1978 | 0-6  | 0-5  | 0-11   | 1996 | 2-5  | 2-4  | 4-9    | 2014          | 2-1            | 2-1            | 4-2            |
| 1979 | 2-4  | 2-4  | 4-8    | 1997 | 1-5  | 2-3  | 3-8    | 2015          | 1-2            | 0-4            | 1-6            |
| 1980 | 2-4  | 3-3  | 5-7    | 1998 | 1-4  | 2-4  | 3-8    | 2016          | 3-1            | 1-2            | 4-3            |
| 1981 | 3-3  | 2-4  | 5-7    | 1999 | 4-2  | 3-3  | 7-5    | 2017          | 2-2            | 1-2            | 3-4            |
| 1982 | 3-3  | 2-4  | 5-7    | 2000 | 4-2  | 4-2  | 8-4    | 2018          | 3-0            | 2-1            | 5-1            |
| 1983 | 3-3  | 1-5  | 4-8    | 2001 | 4-2  | 3-0  | 7-2    | 2019          | 3-0            | 3-1            | 6-1            |
| 1984 | 2-4  | 4-2  | 6-6    | 2002 | 1-2  | 4-2  | 5-4    | <b>Totals</b> | <b>139-135</b> | <b>135-132</b> | <b>274-267</b> |
| 1985 | 3-3  | 2-4  | 5-7    | 2003 | 6-0  | 1-2  | 7-2    |               |                |                |                |



# BOSTON RED SOX



American League East  
 Fenway Park  
 4 Yawkey Way  
 Boston, MA 02215-3496  
**Switchboard:** (617) 226-6000  
**Press Box:** (617) 226-6732  
**Media Relations:** (617) 226-6613  
**Media Relations FAX:** (617) 226-6613

Principal Owner ..... John Henry  
 Chairman ..... Tom Werner  
 President/CEO ..... Sam Kennedy  
 President, Baseball Operations ..... Dave Dombrowski  
 Manager ..... TBA  
 Senior Director, Media Relations ..... Kevin Gregg (617) 226-6759  
 Senior Manager, Media Relations ..... Abby DeCiccio (617) 226-6214  
 Senior Director, Team Travel ..... Jack McCormick (617) 226-6747  
 Stadium ..... Fenway Park  
 Capacity / Opened ..... 37,555 (night); 37,305 (day) / 1912

## SERIES FACTS

Longest A's Winning Streak: 8, May 1-September 2, 2012  
 Longest Red Sox Winning Streak: 11, July 10, 1993-April 28, 1994  
 Last A's Series Sweep at Oakland (3 games): August 31-Sept. 2, 2012  
 Last A's Series Sweep at Oakland (4 games): None  
 Last A's Series Sweep at Boston (3 games): September 3-5, 1990  
 Last A's Series Sweep at Boston (4 games): August 10-12, 1971  
 Last Red Sox Series Sweep at Oakland (3 games): September 6-8, 2004  
 Last Red Sox Series Sweep at Oakland (4 games): August 4-7, 1977  
 Last Red Sox Series Sweep at Boston (3 games): April 29-May 1, 2019  
 Last Red Sox Series Sweep at Boston (4 games): July 22-25, 1993  
 Most Runs in a Game by Oakland: 21, June 14, 1969 (21-7)  
 Most Runs in a Game by Boston: 16 (three times), last: September 2, 2016 (16-2)  
 Widest Margin of Victory by Oakland: 18, August 31, 2012 (20-2)  
 Widest Margin of Victory by Boston: 14, September 2, 2016 (16-2)

## SERIES BREAKDOWN

|                                    | W          | L           | PCT.        |
|------------------------------------|------------|-------------|-------------|
| PHI vs. Red Sox (1901-54)          | 533        | 632         | .458        |
| KC vs. Red Sox (1955-67)           | 109        | 149         | .422        |
| OAK vs. Red Sox (1968-2019)        | 247        | 300         | .452        |
| <b>Totals</b>                      | <b>889</b> | <b>1081</b> | <b>.451</b> |
| <b>at the Coliseum</b>             | <b>150</b> | <b>123</b>  | <b>.549</b> |
| <b>at Fenway Park (since 1968)</b> | <b>96</b>  | <b>176</b>  | <b>.353</b> |

## 2020 SCHEDULE

| Dates       | Site | Times             |
|-------------|------|-------------------|
| April 13-15 | OAK  | 7:07, 7:07, 12:37 |
| Aug. 14-16  | BOS  | 4:10, 1:05, 10:05 |

## 2019 RECAP

| Date          | H-A        | W-L          | Score | Winner      | Losers    |
|---------------|------------|--------------|-------|-------------|-----------|
| 4/1           | H          | W            | 7-0   | Brooks      | Price     |
| 4/2           | H          | W            | 1-0   | Fiers       | Sale      |
| 4/3           | H          | L            | 3-6   | Barnes      | Rodney    |
| 4/4           | H          | W            | 7-3   | B. Anderson | Rodriguez |
| 4/29          | A          | L            | 4-9   | Brasier     | Montas    |
| 4/30          | A          | L            | 1-5   | Porcello    | Brooks    |
| 5/1           | A          | L            | 3-7   | Walden      | Fiers     |
| <b>Totals</b> | <b>3-4</b> | <b>26-30</b> |       |             |           |

## YEAR-BY-YEAR SERIES RESULTS

| Year | Home | Road | Totals | Year | Home | Road | Totals | Year          | Home            | Road          | Totals         |
|------|------|------|--------|------|------|------|--------|---------------|-----------------|---------------|----------------|
| 1968 | 6-3  | 4-5  | 10-8   | 1987 | 5-1  | 3-3  | 8-4    | 2006          | 4-2             | 3-1           | 7-3            |
| 1969 | 4-2  | 4-2  | 8-4    | 1988 | 6-0  | 3-3  | 9-3    | 2007          | 3-1             | 1-3           | 4-4            |
| 1970 | 4-2  | 1-5  | 5-7    | 1989 | 4-2  | 1-5  | 5-7    | 2008          | 4-3*            | 0-3           | 4-6            |
| 1971 | 4-2  | 5-1  | 9-3    | 1990 | 4-2  | 4-2  | 8-4    | 2009          | 2-1             | 3-4           | 5-5            |
| 1972 | 1-5  | 2-4  | 3-9    | 1991 | 2-4  | 2-4  | 4-8    | 2010          | 4-2             | 1-2           | 5-4            |
| 1973 | 3-3  | 5-1  | 8-4    | 1992 | 4-2  | 3-3  | 7-5    | 2011          | 1-1             | 1-5           | 2-6            |
| 1974 | 2-4  | 2-4  | 4-8    | 1993 | 2-4  | 1-5  | 3-9    | 2012          | 6-0             | 2-1           | 8-1            |
| 1975 | 4-2  | 2-4  | 6-6    | 1994 | 1-5  | 2-4  | 3-9    | 2013          | 2-1             | 1-2           | 3-3            |
| 1976 | 5-1  | 3-3  | 8-4    | 1995 | 2-5  | 2-3  | 4-8    | 2014          | 3-1             | 1-2           | 4-3            |
| 1977 | 2-4  | 1-4  | 3-8    | 1996 | 4-2  | 1-6  | 5-8    | 2015          | 1-2             | 0-3           | 1-5            |
| 1978 | 3-2  | 2-3  | 5-5    | 1997 | 3-3  | 1-4  | 4-7    | 2016          | 1-2             | 0-3           | 1-5            |
| 1979 | 2-4  | 1-5  | 3-9    | 1998 | 1-4  | 1-5  | 2-9    | 2017          | 3-1             | 1-2           | 4-3            |
| 1980 | 2-4  | 1-5  | 3-9    | 1999 | 4-2  | 2-2  | 6-4    | 2018          | 2-1             | 2-1           | 4-2            |
| 1981 | 4-2  | 1-5  | 5-7    | 2000 | 2-2  | 3-3  | 5-5    | 2019          | 3-1             | 0-3           | 3-4            |
| 1982 | 4-2  | 0-6  | 4-8    | 2001 | 4-2  | 1-2  | 5-4    | <b>Totals</b> | <b>151-124*</b> | <b>96-176</b> | <b>247-300</b> |
| 1983 | 2-4  | 2-4  | 4-8    | 2002 | 0-3  | 3-3  | 3-6    |               |                 |               |                |
| 1984 | 3-3  | 2-4  | 5-7    | 2003 | 2-2  | 2-1  | 4-3    |               |                 |               |                |
| 1985 | 2-4  | 2-4  | 4-8    | 2004 | 0-3  | 1-5  | 1-8    |               |                 |               |                |
| 1986 | 3-3  | 2-4  | 5-7    | 2005 | 2-1  | 2-5  | 4-6    |               |                 |               |                |

\*includes 1-1 in Tokyo, Japan

# CHICAGO WHITE SOX



American League Central  
Guaranteed Rate Field  
333 West 35th Street  
Chicago, IL 60616

Switchboard: (312) 674-1000

Press Box: (312) 674-5190

Media Relations: (312) 674-5300

Media Relations FAX: (312) 674-5847

Chairman ..... Jerry Reinsdorf  
Senior Vice President/General Manager ..... Rick Hahn  
Manager ..... Rick Renteria  
274-373 (4 seasons)

201-284 (3 seasons with Chicago-AL)

Senior Vice President, Communications ..... Scott Reifert (312) 674-5302

Senior Director, Media Relations ..... Bob Beghtol (312) 674-5303

Assistant Director, Media Relations ..... Ray Garcia (312) 674-5306

Director of Team Travel ..... Ed Cassin (312) 674-5296

Stadium ..... Guaranteed Rate Field

Capacity / Opened ..... 40,615 / 1991

## SERIES FACTS

Longest A's Winning Streak: 11, June 20-September 7, 1970  
Longest White Sox Winning Streak: 9, August 1, 1996-August 5, 1997  
Last A's Series Sweep at Oakland (3 games): July 12-14, 2019  
Last A's Series Sweep at Oakland (4 games): August 5-8, 1999  
Last A's Series Sweep at Chicago (3 games): June 23-25, 2017  
Last A's Series Sweep at Chicago (4 games): May 22-24, 1970  
Last White Sox Series Sweep at Oakland (3 games): May 15-17, 2015  
Last White Sox Series Sweep at Oakland (4 games): September 24-27, 1987  
Last White Sox Series Sweep at Chicago (3 games): May 22-24, 2006  
Last White Sox Series Sweep at Chicago (4 games): May 8-11, 1997  
Most Runs in a Game by Oakland: 17, September 15, 2015 (17-6)  
Most Runs in a Game by Chicago: 17 (twice), last: September 23, 1992 (17-6)  
Widest Margin of Victory by Oakland: 15, April 27, 2002 (16-1)  
Widest Margin of Victory by Chicago: 16, October 3, 1987 (17-1)

## SERIES BREAKDOWN

|                               | W          | L           | PCT.        |
|-------------------------------|------------|-------------|-------------|
| PHI vs. White Sox (1901-54)   | 585        | 589         | .498        |
| KC vs. White Sox (1955-67)    | 92         | 166         | .357        |
| OAK vs. White Sox (1968-2019) | 317        | 290         | .522        |
| <b>Totals</b>                 | <b>994</b> | <b>1045</b> | <b>.487</b> |
| at the Coliseum               | 167        | 138         | .548        |
| at Guaranteed Rate Field      | 68         | 64          | .515        |

## 2020 SCHEDULE

| Dates       | Site | Times             |
|-------------|------|-------------------|
| June 26-28  | CWS  | 5:10, 5:10, 11:10 |
| Sept. 14-16 | OAK  | 7:07, 7:07, 12:37 |

## 2019 RECAP

| Date          | H-A | W-L        | Score       | Winner   | Loser    |
|---------------|-----|------------|-------------|----------|----------|
| 7/12          | H   | W          | 5-1         | Fiers    | Nova     |
| 7/13          | H   | W          | 13-2        | Bassitt  | Covey    |
| 7/14          | H   | W          | 3-2         | Hendriks | Fry      |
| 8/9           | A   | W          | 7-0         | Fiers    | Detwiler |
| 8/10          | A   | L          | 2-3         | López    | Roark    |
| 8/11          | A   | W          | 2-0         | Bassitt  | Giolito  |
| <b>Totals</b> |     | <b>5-1</b> | <b>32-8</b> |          |          |

## YEAR-BY-YEAR SERIES RESULTS

| Year | Home | Road | Totals | Year | Home | Road | Totals | Year          | Home           | Road           | Totals         |
|------|------|------|--------|------|------|------|--------|---------------|----------------|----------------|----------------|
| 1968 | 4-5  | 4-5  | 8-10   | 1986 | 4-2  | 2-5  | 6-7    | 2004          | 5-1            | 2-1            | 7-2            |
| 1969 | 6-3  | 4-5  | 10-8   | 1987 | 3-4  | 1-5  | 4-9    | 2005          | 4-2            | 3-0            | 7-2            |
| 1970 | 7-2  | 9-0  | 16-2   | 1988 | 3-3  | 5-2  | 8-5    | 2006          | 3-0            | 0-3            | 3-3            |
| 1971 | 1-8  | 6-3  | 7-11   | 1989 | 4-3  | 4-2  | 8-5    | 2007          | 4-2            | 1-2            | 5-4            |
| 1972 | 6-3  | 2-4  | 8-7    | 1990 | 1-5  | 4-3  | 5-8    | 2008          | 1-2            | 3-3            | 4-5            |
| 1973 | 6-3  | 6-3  | 12-6   | 1991 | 4-3  | 2-4  | 6-7    | 2009          | 1-2            | 4-2            | 5-4            |
| 1974 | 7-2  | 4-5  | 11-7   | 1992 | 4-2  | 4-3  | 8-5    | 2010          | 4-2            | 1-2            | 5-4            |
| 1975 | 6-3  | 3-6  | 9-9    | 1993 | 3-4  | 3-3  | 6-7    | 2011          | 1-2            | 3-4            | 4-6            |
| 1976 | 6-3  | 3-5  | 9-8    | 1994 | 1-5  | 2-1  | 3-6    | 2012          | 2-1            | 1-2            | 3-3            |
| 1977 | 3-5  | 2-5  | 5-10   | 1995 | 3-3  | 2-4  | 5-7    | 2013          | 3-0            | 2-2            | 5-2            |
| 1978 | 3-4  | 5-3  | 8-7    | 1996 | 2-4  | 5-1  | 7-5    | 2014          | 2-1            | 1-3            | 3-4            |
| 1979 | 3-4  | 1-5  | 4-9    | 1997 | 1-4  | 2-4  | 3-8    | 2015          | 0-3            | 2-2            | 2-5            |
| 1980 | 3-3  | 4-3  | 7-6    | 1998 | 3-2  | 4-2  | 7-4    | 2016          | 1-3            | 1-2            | 2-5            |
| 1981 | 2-5  | 4-2  | 6-7    | 1999 | 4-0  | 3-3  | 7-3    | 2017          | 2-1            | 3-0            | 5-1            |
| 1982 | 1-5  | 3-4  | 4-9    | 2000 | 2-4  | 1-2  | 3-6    | 2018          | 3-0            | 2-2            | 5-2            |
| 1983 | 4-3  | 1-5  | 5-8    | 2001 | 3-0  | 5-1  | 8-1    | 2019          | 3-0            | 2-1            | 5-1            |
| 1984 | 4-2  | 3-4  | 7-6    | 2002 | 6-0  | 1-2  | 7-2    | <b>Totals</b> | <b>167-138</b> | <b>150-152</b> | <b>317-290</b> |
| 1985 | 3-4  | 2-4  | 5-8    | 2003 | 2-1  | 3-3  | 5-4    |               |                |                |                |

# CLEVELAND INDIANS



American League Central  
 Progressive Field  
 2401 Ontario Street  
 Cleveland, OH 44115  
**Switchboard:** (216) 420-4200  
**Press Box:** (216) 420-4654  
**Media Relations:** (216) 420-4380  
**Media Relations FAX:** (216) 420-4430

**Chairman & Chief Executive Officer**.....Paul J. Dolan  
**President, Baseball Operations** .....Chris Antonetti  
**General Manager**.....Mike Chernoff  
**Manager** .....Terry Francona  
 1667-1409 (19 seasons)  
 638-494 (7 seasons with Cleveland)  
**Director, Baseball Information & Player Relations**.....Bart Swain (216) 420-4386  
**Director, Communications & Player Relations** ...Court Berry-Tripp (216) 420-4391  
**Director of Team Travel**.....Mike Seghi (216) 420-4303  
**Stadium**.....Progressive Field  
**Capacity / Opened** .....34,788 / 1994

## SERIES FACTS

**Longest A's Winning Streak:** 10, July 31, 1971-August 18, 1972  
**Longest Indians Winning Streak:** 13, May 27, 1994-July 23, 1995  
**Last A's Series Sweep at Oakland (3 games):** July 14-16, 2017  
**Last A's Series Sweep at Oakland (4 games):** September 17-20, 2009  
**Last A's Series Sweep at Cleveland (3 games):** May 20-22, 2019  
**Last A's Series Sweep at Cleveland (4 games):** August 27-30, 2012  
**Last Indians Series Sweep at Oakland (3 games):** April 10-12, 2000  
**Last Indians Series Sweep at Oakland (4 games):** April 26-29, 1999  
**Last Indians Series Sweep at Cleveland (3 games):** July 29-31, 2016  
**Last Indians Series Sweep at Cleveland (4 games):** May 6-9, 2013  
**Most Runs in a Game by Oakland:** 17, August 2, 2001 (17-4)  
**Most Runs in a Game by Cleveland:** 20, May 4, 1991 (20-6)  
**Widest Margin of Victory by Oakland:** 13, August 2, 2001 (17-4)  
**Widest Margin of Victory by Cleveland:** 14, May 4, 1991 (20-6)

## SERIES BREAKDOWN

|                             | W          | L           | PCT.        |
|-----------------------------|------------|-------------|-------------|
| PHI vs. Indians (1901-54)   | 529        | 642         | .452        |
| KC vs. Indians (1955-67)    | 106        | 151         | .412        |
| OAK vs. Indians (1968-2019) | 283        | 242         | .539        |
| <b>Totals</b>               | <b>918</b> | <b>1035</b> | <b>.470</b> |
| <b>at the Coliseum</b>      | <b>150</b> | <b>106</b>  | <b>.586</b> |
| <b>at Progressive Field</b> | <b>48</b>  | <b>67</b>   | <b>.417</b> |

## 2020 SCHEDULE

| Dates       | Site | Times             |
|-------------|------|-------------------|
| April 21-23 | CLE  | 3:10, 3:10, 10:10 |
| Aug. 17-19  | OAK  | 7:07, 7:07, 12:37 |

## 2019 RECAP

| Date          | H-A        | W-L          | Score | Winner      | Loser     |
|---------------|------------|--------------|-------|-------------|-----------|
| 5/10          | H          | W            | 4-3   | Soria       | Hand      |
| 5/11          | H          | W            | 3-2   | Treinen     | Cole      |
| 5/12          | H          | L            | 3-5   | Rodríguez   | Mengden   |
| 5/20          | A          | W            | 6-4   | B. Anderson | Carrasco  |
| 5/21          | A          | W            | 5-3   | Hendriks    | Bauer     |
| 5/22          | A          | W            | 7-2   | Montas      | Rodríguez |
| <b>Totals</b> | <b>5-1</b> | <b>28-19</b> |       |             |           |

## YEAR-BY-YEAR SERIES RESULTS

| Year | Home | Road | Totals | Year | Home | Road | Totals | Year          | Home           | Road           | Totals         |
|------|------|------|--------|------|------|------|--------|---------------|----------------|----------------|----------------|
| 1968 | 7-2  | 5-4  | 12-6   | 1986 | 2-4  | 0-6  | 2-10   | 2004          | 2-1            | 1-5            | 3-6            |
| 1969 | 3-3  | 4-2  | 7-5    | 1987 | 4-2  | 4-2  | 8-4    | 2005          | 2-1            | 1-5            | 3-6            |
| 1970 | 3-3  | 2-4  | 5-7    | 1988 | 5-1  | 3-3  | 8-4    | 2006          | 4-2            | 2-1            | 6-3            |
| 1971 | 4-2  | 4-2  | 8-4    | 1989 | 4-2  | 6-0  | 10-2   | 2007          | 2-1            | 2-5            | 4-6            |
| 1972 | 6-0  | 4-2  | 10-2   | 1990 | 5-1  | 3-3  | 8-4    | 2008          | 2-1            | 2-4            | 4-5            |
| 1973 | 5-1  | 4-2  | 9-3    | 1991 | 3-3  | 4-2  | 7-5    | 2009          | 4-0            | 1-2            | 5-2            |
| 1974 | 4-2  | 3-3  | 7-5    | 1992 | 3-3  | 3-3  | 6-6    | 2010          | 2-1            | 4-2            | 6-3            |
| 1975 | 5-1  | 5-1  | 10-2   | 1993 | 2-4  | 2-4  | 4-8    | 2011          | 1-2            | 1-3            | 2-5            |
| 1976 | 4-2  | 4-2  | 8-4    | 1994 | 0-3  | 0-3  | 0-6    | 2012          | 4-2            | 4-0            | 8-2            |
| 1977 | 1-4  | 2-3  | 3-7    | 1995 | 0-3  | 0-4  | 0-7    | 2013          | 2-1            | 0-4            | 2-5            |
| 1978 | 3-2  | 3-3  | 6-4    | 1996 | 4-2  | 2-4  | 6-6    | 2014          | 1-2            | 3-0            | 4-2            |
| 1979 | 3-3  | 1-5  | 4-8    | 1997 | 2-3  | 2-4  | 4-7    | 2015          | 2-2            | 2-1            | 4-3            |
| 1980 | 4-2  | 2-4  | 6-6    | 1998 | 4-1  | 4-2  | 8-3    | 2016          | 2-1            | 0-3            | 2-4            |
| 1981 | 1-1  | 1-2  | 2-3    | 1999 | 1-5  | 1-5  | 2-10   | 2017          | 3-0            | 1-3            | 4-3            |
| 1982 | 3-3  | 5-1  | 8-4    | 2000 | 3-3  | 3-3  | 6-6    | 2018          | 2-1            | 2-1            | 4-2            |
| 1983 | 1-5  | 4-2  | 5-7    | 2001 | 1-3  | 2-1  | 3-4    | 2019          | 2-1            | 3-0            | 5-1            |
| 1984 | 2-4  | 3-3  | 5-7    | 2002 | 1-2  | 4-0  | 5-2    | <b>Totals</b> | <b>150-106</b> | <b>133-136</b> | <b>283-242</b> |
| 1985 | 5-1  | 4-2  | 9-3    | 2003 | 5-1  | 1-2  | 6-3    |               |                |                |                |

OPPONENTS

# DETROIT TIGERS



American League Central  
Comerica Park  
2100 Woodward Avenue  
Detroit, MI 48201  
Switchboard: (313) 471-2000  
Press Box: (313) 471-2103, 2104  
Media Relations: (313) 471-2000  
Media Relations FAX: (313) 471-2138

President and CEO, Ilitch Holdings, Inc.....Christopher Ilitch  
Exec. Vice President, Baseball Operations & General Manager..... Al Avila  
Manager.....Ron Gardenhire  
1179-1251 (15 seasons)  
111-212 (2 seasons with Detroit)  
Director, Communications.....Chad Crunk (313) 471-2092  
Manager, Communications.....Ben Fidelman (313) 471-2227  
Director, Team Travel.....Brian Britten (313) 471-2276  
Stadium.....Comerica Park  
Capacity / Opened.....41,083 / 2000

## SERIES FACTS

Longest A's Winning Streak: 16, May 6, 2017 to May 19, 2019  
Longest Tigers Winning Streak: 7, September 14, 1997-August 14, 1998  
Last A's Series Sweep at Oakland (3 games): August 3-5, 2018  
Last A's Series Sweep at Oakland (4 games): None  
Last A's Series Sweep at Detroit (3 games): September 18-20, 2017  
Last A's Series Sweep at Detroit (4 games): May 16-19, 2019  
Last Tigers Series Sweep at Oakland (3 games): None  
Last Tigers Series Sweep at Oakland (4 games): None  
Last Tigers Series Sweep at Detroit (3 games): June 30-July 2, 2014  
Last Tigers Series Sweep at Detroit (4 games): August 10-12, 1965  
Most Runs in a Game by Oakland: 17, May 16, 2019 (17-3)  
Most Runs in a Game by Detroit: 20, April 13, 1993 (20-4)  
Widest Margin of Victory by Oakland: 14, May 16, 2019 (17-3)  
Widest Margin of Victory by Detroit: 16, April 13, 1993 (20-4)

## SERIES BREAKDOWN

|                            | W          | L           | PCT.        |
|----------------------------|------------|-------------|-------------|
| PHI vs. Tigers (1901-54)   | 562        | 601         | .483        |
| KC vs. Tigers (1955-67)    | 106        | 152         | .411        |
| OAK vs. Tigers (1968-2019) | 270        | 248         | .521        |
| <b>Totals</b>              | <b>938</b> | <b>1001</b> | <b>.484</b> |
| at the Coliseum            | 147        | 112         | .568        |
| at Comerica Park           | 45         | 28          | .616        |

## 2020 SCHEDULE

| Dates     | Site | Times             |
|-----------|------|-------------------|
| June 2-4  | OAK  | 7:07, 7:07, 12:37 |
| June 9-11 | DET  | 4:10, 4:10, 10:10 |

## 2019 RECAP

| Date          | H-A        | W-L          | Score | Winner    | Loser      |
|---------------|------------|--------------|-------|-----------|------------|
| 5/16          | A          | W            | 17-3  | Bassitt   | Turnbull   |
| 5/17          | A          | W            | 7-2   | Montas    | Norris     |
| 5/18          | A          | W            | 4-1   | Mengden   | Boyd       |
| 5/19          | A          | W            | 7-3   | Fiers     | Reiningier |
| 9/6           | H          | L            | 4-5   | Schreiber | Blackburn  |
| 9/7           | H          | W            | 10-2  | Bassitt   | Zimmermann |
| 9/8           | H          | W            | 3-1   | Manaea    | Norris     |
| <b>Totals</b> | <b>6-1</b> | <b>52-17</b> |       |           |            |

## YEAR-BY-YEAR SERIES RESULTS

| Year | Home | Road | Totals | Year | Home | Road | Totals | Year          | Home            | Road           | Totals         |
|------|------|------|--------|------|------|------|--------|---------------|-----------------|----------------|----------------|
| 1968 | 3-6  | 2-7  | 5-13   | 1987 | 4-2  | 3-3  | 7-5    | 2006          | 3-3             | 1-2            | 4-5            |
| 1969 | 3-3  | 2-4  | 5-7    | 1988 | 4-2  | 4-2  | 8-4    | 2007          | 4-2             | 2-2            | 6-4            |
| 1970 | 3-3  | 3-3  | 6-6    | 1989 | 4-2  | 4-2  | 8-4    | 2008          | 3-0             | 3-3            | 6-3            |
| 1971 | 4-2  | 4-2  | 8-4    | 1990 | 4-2  | 2-4  | 6-6    | 2009          | 4-2             | 0-3            | 4-5            |
| 1972 | 4-2  | 4-2  | 8-4    | 1991 | 4-2  | 4-2  | 8-4    | 2010          | 0-2             | 3-1            | 3-3            |
| 1973 | 4-2  | 1-5  | 5-7    | 1992 | 4-2  | 2-4  | 6-6    | 2011          | 4-4             | 1-1            | 5-5            |
| 1974 | 3-3  | 4-2  | 7-5    | 1993 | 3-3  | 1-5  | 4-8    | 2012          | 2-2             | 1-2            | 3-4            |
| 1975 | 2-4  | 4-2  | 6-6    | 1994 | 3-0  | 1-5  | 4-5    | 2013          | 1-2             | 3-1            | 4-3            |
| 1976 | 4-2  | 2-4  | 6-6    | 1995 | 2-0  | 1-2  | 3-2    | 2014          | 2-2             | 0-3            | 2-5            |
| 1977 | 3-2  | 2-3  | 5-5    | 1996 | 3-3* | 5-1  | 8-4    | 2015          | 1-2             | 3-0            | 4-2            |
| 1978 | 2-3  | 2-3  | 4-6    | 1997 | 2-4  | 2-3  | 4-7    | 2016          | 2-1             | 1-3            | 3-4            |
| 1979 | 2-4  | 3-3  | 5-7    | 1998 | 3-3  | 1-4  | 4-7    | 2017          | 2-1             | 3-0            | 5-1            |
| 1980 | 4-2  | 2-4  | 6-6    | 1999 | 2-2  | 4-2  | 6-4    | 2018          | 3-0             | 4-0            | 7-0            |
| 1981 | 2-1  | 0-0  | 2-1    | 2000 | 3-3  | 1-3  | 4-6    | 2019          | 2-1             | 4-0            | 6-1            |
| 1982 | 2-4  | 1-5  | 3-9    | 2001 | 2-1  | 4-0  | 6-1    | <b>Totals</b> | <b>149-114*</b> | <b>121-134</b> | <b>270-248</b> |
| 1983 | 4-2  | 2-4  | 6-6    | 2002 | 3-1  | 3-0  | 6-1    |               |                 |                |                |
| 1984 | 3-3  | 0-6  | 3-9    | 2003 | 2-1  | 4-2  | 6-3    |               |                 |                |                |
| 1985 | 2-4  | 2-4  | 4-8    | 2004 | 3-3  | 2-1  | 5-4    |               |                 |                |                |
| 1986 | 4-2  | 2-4  | 6-6    | 2005 | 3-0  | 2-1  | 5-1    |               |                 |                |                |

\*includes 2-2 in Las Vegas

# HOUSTON ASTROS



American League West  
Minute Maid Park  
501 Crawford St.  
Houston, TX 77002  
Switchboard: (713) 259-8000  
Press Box: (713) 259-8574  
Media Relations: (713) 259-8900  
Media Relations FAX: (713) 259-8025

Owner & Chairman.....Jim Crane  
General Manager.....James Click  
Manager.....Dusty Baker  
1863-1636 (22 seasons)  
0-0 (1st season with Houston)  
Vice President, Communications.....Gene Dias (713) 259-8985  
Senior Manager, Communications.....Steve Grande (713) 447-2774  
Stadium.....Minute Maid Park  
Capacity / Opened.....41,168 / 2000

## SERIES FACTS

Longest A's Winning Streak: 12, June 13, 2007-July 22, 2013  
Longest Astros Winning Streak: 10, July 20, 2016 to April 28, 2017  
Last A's Series Sweep at Oakland (3 games): April 18-20, 2014  
Last A's Series Sweep at Oakland (4 games): September 8-10, 2017  
Last A's Series Sweep at Houston (3 games): May 24-26, 2013  
Last A's Series Sweep at Houston (4 games): None  
Last Astros Series Sweep at Oakland (3 games): May 31-June 2, 2019  
Last Astros Series Sweep at Oakland (4 games): June 19-22, 2017  
Last Astros Series Sweep at Houston (3 games): April 5-7, 2019  
Last Astros Series Sweep at Houston (4 games): None  
Most Runs in a Game by Oakland: 21, September 10, 2019 (21-7)  
Most Runs in a Game by Houston: 16, May 7, 2018 (16-2)  
Widest Margin of Victory by Oakland: 14, September 10, 2019 (21-7)  
Widest Margin of Victory by Houston: 15, September 9, 2019 (15-0)

## SERIES BREAKDOWN

|                          | W         | L         | PCT.        |
|--------------------------|-----------|-----------|-------------|
| OAK vs. Astros (2002-19) | 68        | 71        | .489        |
| <b>Totals</b>            | <b>68</b> | <b>71</b> | <b>.489</b> |
| at the Coliseum          | 35        | 34        | .507        |
| at Minute Maid Park      | 33        | 37        | .471        |

## 2020 SCHEDULE

| Dates            | Site | Times                   |
|------------------|------|-------------------------|
| March 30-April 1 | OAK  | 7:07, 7:07, 12:37       |
| April 24-26      | HOU  | 5:10, 1:10, 11:10       |
| May 25-27        | HOU  | 4:10, 5:10, 5:10, 11:10 |
| June 19-21       | OAK  | 7:07, 7:07, 1:07        |
| July 17-19       | OAK  | 7:07, 6:07, 1:07        |
| July 27-29       | HOU  | 5:10, 5:10, 11:10       |

## 2019 RECAP

| Date          | H-A | W-L         | Score         | Winner      | Loser       |
|---------------|-----|-------------|---------------|-------------|-------------|
| 4/5           | A   | L           | 2-3           | McHugh      | Montas      |
| 4/6           | A   | L           | 0-6           | Miley       | Brooks      |
| 4/7           | A   | L           | 8-9           | Osuna       | Treinen     |
| 4/16          | H   | L           | 1-9           | McHugh      | Estrada     |
| 4/17          | H   | W           | 2-1           | Montas      | Miley       |
| 5/31          | H   | L           | 2-3           | Rondon      | Trivino     |
| 6/1           | H   | L           | 1-5           | Verlander   | B. Anderson |
| 6/2           | H   | L           | 4-6           | James       | Trivino     |
| 7/22          | A   | L           | 1-11          | Cole        | Bailey      |
| 7/23          | A   | W           | 4-3           | Petit       | McHugh      |
| 7/24          | A   | L           | 2-4           | Verlander   | Bassitt     |
| 8/15          | H   | W           | 7-6           | Diekman     | Trivino     |
| 8/16          | H   | W           | 3-2           | Trivino     | Sneed       |
| 8/17          | H   | W           | 8-4           | Bassitt     | Armenteros  |
| 8/18          | H   | L           | 1-4           | Greinke     | B. Anderson |
| 9/9           | A   | L           | 0-15          | Greinke     | Fiers       |
| 9/10          | A   | W           | 21-7          | Roark       | Miley       |
| 9/11          | A   | W           | 5-3           | B. Anderson | James       |
| 9/12          | A   | W           | 3-2           | Bailey      | Verlander   |
| <b>Totals</b> |     | <b>8-11</b> | <b>75-103</b> |             |             |

## YEAR-BY-YEAR SERIES RESULTS

| Year | Home | Road | Totals | Year | Home | Road | Totals | Year          | Home         | Road         | Totals       |
|------|------|------|--------|------|------|------|--------|---------------|--------------|--------------|--------------|
| 2002 | 3-0  | 0-0  | 3-0    | 2015 | 5-5  | 4-5  | 9-10   | 2019          | 4-5          | 4-6          | 8-11         |
| 2007 | 0-0  | 2-1  | 2-1    | 2016 | 4-5  | 2-8  | 6-13   | <b>Totals</b> | <b>35-34</b> | <b>33-37</b> | <b>68-71</b> |
| 2013 | 7-3  | 8-1  | 15-4   | 2017 | 4-6  | 3-6  | 7-12   |               |              |              |              |
| 2014 | 6-3  | 5-5  | 11-8   | 2018 | 2-7  | 5-5  | 7-12   |               |              |              |              |

## FRANCHISE FACTS

|                                    |           |                                  |    |
|------------------------------------|-----------|----------------------------------|----|
| All-Time Record.....               | 9028-9452 | West Division Championships..... | 16 |
| Philadelphia.....                  | 3886-4248 | Wild Card Championships.....     | 4  |
| Kansas City.....                   | 829-1224  | Most Valuable Players.....       | 11 |
| Oakland.....                       | 4313-3980 | Cy Young Award Winners.....      | 5  |
| World Championships.....           | 9         | Rookies of the Year.....         | 8  |
| Philadelphia.....                  | 5         | Managers of the Year.....        | 4  |
| Oakland.....                       | 4         | Hall of Famers.....              | 17 |
| American League Championships..... | 15        |                                  |    |
| Philadelphia.....                  | 9         |                                  |    |
| Oakland.....                       | 6         |                                  |    |

# KANSAS CITY ROYALS



American League Central  
 Kauffman Stadium  
 1 Royal Way  
 Kansas City, MO 64129  
 Switchboard: (816) 921-8000  
 Press Box: (816) 504-4391, 4392  
 Media Relations: (816) 504-4362, 4368, 4369  
 Media Relations FAX: (816) 921-5775

Chairman and CEO.....John Sherman  
 Senior VP - Baseball Operations/General Manager.....Dayton Moore  
 Manager.....Mike Matheny  
 591-474 (7 seasons)  
 0-0 (0 seasons with Kansas City)  
 Vice President, Communications and Broadcasting.....Mike Swanson  
 (816) 504-4713  
 Assistant Director, Communications.....Mike Cummings (816) 504-4368  
 Senior Director, Team Travel and Clubhouse Operations.....Jeff Davenport  
 (816) 504-4755  
 Stadium.....Kauffman Stadium  
 Capacity / Opened.....37,903 / 1973

## SERIES FACTS

Longest A's Winning Streak: 10, May 31, 2003-May 23, 2004  
 Longest Royals Winning Streak: 8, September 4, 1978-June 18, 1979  
 Last A's Series Sweep at Oakland (3 games): May 17-19, 2013  
 Last A's Series Sweep at Oakland (4 games): September 26-28, 1977  
 Last A's Series Sweep at Kansas City (3 games): July 16-18, 2010  
 Last A's Series Sweep at Kansas City (4 games): September 12-15, 2016  
 Last Royals Series Sweep at Oakland (3 games): June 26-28, 2015  
 Last Royals Series Sweep at Oakland (4 games): None  
 Last Royals Series Sweep at Kansas City (3 games): Sept. 2-4, 2008  
 Last Royals Series Sweep at Kansas City (4 games): August 1-4, 1994  
 Most Runs in a Game by Oakland: 21, June 18, 2000 (21-3)  
 Most Runs in a Game by Kansas City: 16 (seven times), last: September 14, 1998  
 (16-6)  
 Widest Margin of Victory by Oakland: 18, June 18, 2000 (21-3)  
 Widest Margin of Victory by Kansas City: 16, June 25, 1984 (16-0)

## SERIES BREAKDOWN

|                            | W          | L          | PCT.        |
|----------------------------|------------|------------|-------------|
| OAK vs. Royals (1969-2019) | 327        | 267        | .551        |
| <b>Total</b>               | <b>327</b> | <b>267</b> | <b>.551</b> |
| at the Coliseum            | 177        | 119        | .598        |
| at Kauffman Stadium        | 130        | 132        | .496        |

## 2020 SCHEDULE

| Dates           | Site | Times                   |
|-----------------|------|-------------------------|
| Aug. 31-Sept. 2 | OAK  | 7:07, 7:07, 12:37       |
| Sept. 7-9       | KC   | 5:05, 5:05, 5:05, 10:35 |

## 2019 RECAP

| Date          | H-A        | W-L          | Score | Winner    | Loser      |
|---------------|------------|--------------|-------|-----------|------------|
| 8/26          | A          | W            | 19-4  | Bailey    | Keller     |
| 8/27          | A          | W            | 2-1   | Fiers     | Montgomery |
| 8/28          | A          | L            | 4-6   | Hill      | Treinen    |
| 8/29          | A          | W            | 9-8   | Petit     | Sparkman   |
| 9/16          | H          | L            | 5-6   | McCarthy  | Hendriks   |
| 9/17          | H          | W            | 2-1   | Puk       | López      |
| 9/18          | H          | W            | 1-0   | Wendelken | Hahn       |
| <b>Totals</b> | <b>5-2</b> | <b>42-61</b> |       |           |            |

## YEAR-BY-YEAR SERIES RESULTS

| Year | Home | Road | Totals | Year | Home | Road | Totals | Year          | Home           | Road           | Totals         |
|------|------|------|--------|------|------|------|--------|---------------|----------------|----------------|----------------|
| 1969 | 4-5  | 6-3  | 10-8   | 1987 | 3-4  | 5-1  | 8-5    | 2005          | 1-2            | 3-0            | 4-2            |
| 1970 | 7-2  | 4-5  | 11-7   | 1988 | 2-4  | 3-4  | 5-8    | 2006          | 1-2            | 4-2            | 5-4            |
| 1971 | 7-2  | 6-3  | 13-5   | 1989 | 4-3  | 2-4  | 6-7    | 2007          | 2-5            | 2-1            | 4-6            |
| 1972 | 7-2  | 4-5  | 11-7   | 1990 | 5-1  | 4-3  | 9-4    | 2008          | 3-3            | 0-3            | 3-6            |
| 1973 | 6-3  | 4-5  | 10-8   | 1991 | 4-3  | 3-3  | 7-6    | 2009          | 4-1            | 2-1            | 6-2            |
| 1974 | 7-2  | 3-6  | 10-8   | 1992 | 5-1  | 4-3  | 9-4    | 2010          | 2-1            | 4-2            | 6-3            |
| 1975 | 8-1  | 3-6  | 11-7   | 1993 | 5-2  | 2-4  | 7-6    | 2011          | 3-3            | 2-1            | 5-4            |
| 1976 | 5-4  | 4-5  | 9-9    | 1994 | 1-2  | 2-5  | 3-7    | 2012          | 2-1            | 2-4            | 4-5            |
| 1977 | 5-3  | 1-6  | 6-9    | 1995 | 3-4  | 5-1  | 8-5    | 2013          | 3-0            | 2-1            | 5-1            |
| 1978 | 3-4  | 2-6  | 5-10   | 1996 | 5-1  | 2-4  | 7-5    | 2014          | 1-2            | 1-3            | 2-5            |
| 1979 | 3-4  | 1-5  | 4-9    | 1997 | 3-2  | 5-1  | 8-3    | 2015          | 0-3            | 1-2            | 1-5            |
| 1980 | 4-2  | 3-4  | 7-6    | 1998 | 3-3  | 1-4  | 4-7    | 2016          | 2-1            | 4-0            | 6-1            |
| 1981 | 1-2  | 2-1  | 3-3    | 1999 | 5-1  | 1-5  | 6-6    | 2017          | 1-2            | 2-1            | 3-3            |
| 1982 | 3-3  | 3-4  | 6-7    | 2000 | 3-3  | 5-1  | 8-4    | 2018          | 3-1            | 2-1            | 5-2            |
| 1983 | 4-3  | 2-4  | 6-7    | 2001 | 2-1  | 4-2  | 6-3    | 2019          | 2-1            | 3-1            | 5-2            |
| 1984 | 4-2  | 4-3  | 8-5    | 2002 | 5-1  | 3-0  | 8-1    | <b>Totals</b> | <b>177-119</b> | <b>150-148</b> | <b>327-267</b> |
| 1985 | 3-4  | 2-4  | 5-8    | 2003 | 2-1  | 5-1  | 7-2    |               |                |                |                |
| 1986 | 2-4  | 3-4  | 5-8    | 2004 | 4-2  | 3-0  | 7-2    |               |                |                |                |

# LOS ANGELES ANGELS



American League West  
 Angel Stadium  
 2000 Gene Autry Way  
 Anaheim, CA 92806  
**Switchboard:** (714) 940-2000  
**Press Box:** (714) 940-2705  
**Media Relations:** (714) 940-2014  
**Media Relations FAX:** (714) 940-2205

**Owner:**..... Arte and Carole Moreno  
**Chairman:**.....Dennis Kuhl  
**General Manager:**.....Billy Eppler  
**Manager:**.....Joe Maddon  
 1252-1068 (16 seasons)  
 27-24 (2 seasons with Los Angeles)  
**Director, Communications:**.....Adam Chodzko (714) 940-2128  
**Manager, Communications:**.....Matt Birch (714) 940-2092  
**Traveling Secretary:**.....Tom Taylor (714) 940-2016  
**Stadium:**.....Angel Stadium  
**Capacity / Opened:**.....45,517 / 1966

## SERIES FACTS

**Longest A's Winning Streak:** 10 (twice), last: April 26, 1991-April 20, 1992  
**Longest Angels Winning Streak:** 12, Sept. 18, 1996-Sept. 17, 1997  
**Last A's Series Sweep at Oakland (3 games):** September 3-5, 2019  
**Last A's Series Sweep at Oakland (4 games):** April 18-20, 1980  
**Last A's Series Sweep at Los Angeles (3 games):** April 9-11, 2013  
**Last A's Series Sweep at Los Angeles (4 games):** October 4-7, 2001  
**Last Angels Series Sweep at Oakland (3 games):** April 11-13, 2016  
**Last Angels Series Sweep at Oakland (4 games):** July 10-13, 1997  
**Last Angels Series Sweep at Los Angeles (3 games):** August 28-30, 2017  
**Last Angels Series Sweep at Los Angeles (4 games):** August 28-31, 2014  
**Most Runs in a Game by Oakland:** 21, September 20, 2018 (21-3)  
**Most Runs in a Game by Los Angeles:** 17, July 4, 1979 (17-6)  
**Widest Margin of Victory by Oakland:** 18, September 20, 2018 (21-3)  
**Widest Margin of Victory by Los Angeles:** 13, April 21, 2015 (14-1)

## SERIES BREAKDOWN

|                                      | W          | L          | PCT.        |
|--------------------------------------|------------|------------|-------------|
| KC vs. Angels (1961-67)              | 49         | 77         | .389        |
| OAK vs. Angels (1968-2019)           | 450        | 382        | .541        |
| <b>Totals</b>                        | <b>499</b> | <b>459</b> | <b>.521</b> |
| <b>at the Coliseum</b>               | <b>235</b> | <b>180</b> | <b>.566</b> |
| <b>at Angel Stadium (since 1968)</b> | <b>215</b> | <b>202</b> | <b>.516</b> |

## 2020 SCHEDULE

| Dates       | Site | Times                  |
|-------------|------|------------------------|
| April 6-8   | LAA  | 7:07, 7:07, 7:07       |
| May 15-17   | LAA  | 7:07, 6:07, 1:08       |
| May 22-24   | OAK  | 7:07, 7:07, 1:07       |
| June 15-17  | OAK  | 7:07, 7:07, 12:37      |
| Sept. 17-20 | OAK  | 7:07, 7:07, 6:07, 1:07 |
| Sept. 25-27 | LAA  | 7:07, 6:07, 12:07      |

## 2019 RECAP

| Date          | H-A | W-L         | Score         | Winner      | Loser       |
|---------------|-----|-------------|---------------|-------------|-------------|
| 3/28          | H   | W           | 4-0           | Fiers       | Cahill      |
| 3/29          | H   | L           | 2-6           | Robles      | Soria       |
| 3/30          | H   | W           | 4-2           | B. Anderson | Peña        |
| 3/31          | H   | W           | 2-1           | Montas      | Skaggs      |
| 5/27          | H   | W           | 8-5           | Bassitt     | Cahill      |
| 5/28          | H   | L           | 4-6           | Buttrey     | Soria       |
| 5/29          | H   | L           | 7-12          | Ramirez     | Trivino     |
| 6/4           | A   | W           | 4-2           | Montas      | Canning     |
| 6/5           | A   | L           | 9-10          | Robles      | Trivino     |
| 6/6           | A   | W           | 7-4           | Fiers       | Skaggs      |
| 6/27          | A   | L           | 3-8           | Canning     | T. Anderson |
| 6/28          | A   | W           | 7-2           | Fiers       | Ramirez     |
| 6/29          | A   | W           | 4-0           | B. Anderson | Skaggs      |
| 6/30          | A   | W           | 12-3          | Bassitt     | Heaney      |
| 9/3           | H   | W           | 7-5           | Petit       | Ramirez     |
| 9/4           | H   | W           | 4-0           | Roark       | Sandoval    |
| 9/5           | H   | W           | 10-6          | Puk         | Buttrey     |
| 9/24          | A   | L           | 2-3           | Peters      | Bailey      |
| 9/25          | A   | W           | 3-2           | Soria       | Robles      |
| <b>Totals</b> |     | <b>13-6</b> | <b>103-77</b> |             |             |

## YEAR-BY-YEAR SERIES RESULTS

| Year | Home | Road | Totals | Year | Home | Road | Totals | Year          | Home           | Road           | Totals         |
|------|------|------|--------|------|------|------|--------|---------------|----------------|----------------|----------------|
| 1968 | 7-2  | 6-3  | 13-5   | 1986 | 2-5  | 1-5  | 3-10   | 2004          | 4-5            | 5-5            | 9-10           |
| 1969 | 7-2  | 5-4  | 12-6   | 1987 | 2-4  | 5-2  | 7-6    | 2005          | 5-5            | 4-5            | 9-10           |
| 1970 | 5-4  | 5-4  | 10-8   | 1988 | 6-1  | 3-3  | 9-4    | 2006          | 3-7            | 5-4            | 8-11           |
| 1971 | 4-5  | 7-2  | 11-7   | 1989 | 4-2  | 4-3  | 8-5    | 2007          | 5-4            | 5-5            | 10-9           |
| 1972 | 5-4  | 5-4  | 10-8   | 1990 | 4-3  | 5-1  | 9-4    | 2008          | 4-5            | 5-5            | 9-10           |
| 1973 | 5-4  | 7-2  | 12-6   | 1991 | 6-0  | 6-1  | 12-1   | 2009          | 1-8            | 6-4            | 7-12           |
| 1974 | 7-2  | 5-4  | 12-6   | 1992 | 5-2  | 3-3  | 8-5    | 2010          | 6-4            | 2-7            | 8-11           |
| 1975 | 6-3  | 5-4  | 11-7   | 1993 | 4-2  | 3-4  | 7-6    | 2011          | 6-3            | 5-5            | 11-8           |
| 1976 | 6-3  | 6-3  | 12-6   | 1994 | 3-0  | 3-3  | 6-3    | 2012          | 3-6            | 7-3            | 10-9           |
| 1977 | 6-1  | 4-4  | 10-5   | 1995 | 5-1  | 2-5  | 7-6    | 2013          | 6-4            | 5-4            | 11-8           |
| 1978 | 3-5  | 3-4  | 6-9    | 1996 | 3-4  | 4-2  | 7-6    | 2014          | 6-3            | 3-7            | 9-10           |
| 1979 | 1-5  | 2-5  | 3-10   | 1997 | 0-6  | 1-5  | 1-11   | 2015          | 4-5            | 4-6            | 8-11           |
| 1980 | 6-1  | 4-2  | 10-3   | 1998 | 4-2  | 3-3  | 7-5    | 2016          | 3-6            | 4-6            | 7-12           |
| 1981 | 4-2  | 4-0  | 8-2    | 1999 | 3-3  | 1-5  | 4-8    | 2017          | 5-5            | 2-7            | 7-12           |
| 1982 | 3-4  | 1-5  | 4-9    | 2000 | 5-2  | 3-3  | 8-5    | 2018          | 5-5            | 4-5            | 9-10           |
| 1983 | 4-2  | 4-3  | 8-5    | 2001 | 7-3  | 7-3  | 14-6   | 2019          | 7-3            | 6-3            | 13-6           |
| 1984 | 2-5  | 4-2  | 6-7    | 2002 | 7-3  | 4-6  | 11-9   | <b>Totals</b> | <b>235-180</b> | <b>215-202</b> | <b>450-382</b> |
| 1985 | 4-2  | 3-4  | 7-6    | 2003 | 7-3  | 5-5  | 12-8   |               |                |                |                |

OPPONENTS

# MINNESOTA TWINS



American League Central  
 Target Field  
 1 Twins Way  
 Minneapolis, MN 55403  
 Switchboard: (612) 659-3400  
 Press Box: (612) 659-3400, ext. 2400  
 Media Relations: (612) 659-3471  
 Media Relations FAX: (612) 659-4029

Executive Chair ..... Jim Pohlad  
 President & Chief Executive Office ..... Dave St. Peter  
 President, Baseball Operations ..... Derek Falvey  
 Senior Vice President, General Manager ..... Thad Levine  
 Manager ..... Rocco Baldelli  
 101-61 (1 season)  
 Senior Director, Communications ..... Dustin Morse (612) 659-3472  
 Senior Manager, Communications ..... Mitch Hestad (612) 659-3473  
 Senior Director, Team Travel ..... Mike Herman (612) 659-3471  
 Stadium ..... Target Field  
 Capacity / Opened ..... 38,544 / 2010

## SERIES FACTS

Longest A's Winning Streak: 12, September 11, 2013-August 9, 2014  
 Longest Twins Winning Streak: 8 (twice), last: May 21-July 20, 2003  
 Last A's Series Sweep at Oakland (3 games): May 30-June 1, 2016  
 Last A's Series Sweep at Oakland (4 games): September 19-22, 2013  
 Last A's Series Sweep at Minnesota (3 games): April 7-10, 2014  
 Last A's Series Sweep at Minnesota (4 games): April 9-12, 1981  
 Last Twins Series Sweep at Oakland (3 games): July 18-20, 1997  
 Last Twins Series Sweep at Oakland (4 games): August 13-15, 1993  
 Last Twins Series Sweep at Minnesota (3 games): May 28-30, 2012  
 Last Twins Series Sweep at Minnesota (4 games): July 12-15, 2007  
 Last Twins Series Sweep at Minnesota (5 games): July 30-Aug. 2, 1976  
 Most Runs in a Game by Oakland: 18, September 11, 2013 (18-3)  
 Most Runs in a Game by Minnesota: 20, April 27, 1980 (20-11)  
 Widest Margin of Victory by Oakland: 15 (twice), last: September 11, 2013 (18-3)  
 Widest Margin of Victory by Minnesota: 13, May 6, 2015 (13-0)

## SERIES BREAKDOWN

|                            | W           | L           | PCT.        |
|----------------------------|-------------|-------------|-------------|
| PHI vs. Senators (1901-54) | 579         | 572         | .503        |
| KC vs. Senators (1955-60)  | 68          | 64          | .515        |
| KC vs. Twins (1961-67)     | 57          | 69          | .452        |
| OAK vs. Twins (1968-2019)  | 309         | 305         | .503        |
| <b>Totals</b>              | <b>1013</b> | <b>1010</b> | <b>.501</b> |
| at the Coliseum            | 172         | 131         | .568        |
| at Target Field            | 20          | 19          | .513        |

## 2020 SCHEDULE

| Dates       | Site | Times                  |
|-------------|------|------------------------|
| March 26-29 | OAK  | 1:07, 7:07, 1:07, 1:07 |
| April 2,4-5 | MIN  | 1:10, 11:10, 11:10     |

## 2019 RECAP

| Date          | H-A        | W-L          | Score | Winner  | Loser    |
|---------------|------------|--------------|-------|---------|----------|
| 7/2           | H          | W            | 8-6   | Mengden | Odorizzi |
| 7/3           | H          | L            | 3-4   | Parker  | Treinen  |
| 7/4           | H          | W            | 7-2   | Wang    | Berrios  |
| 7/18          | A          | L            | 3-6   | Gibson  | Petit    |
| 7/19          | A          | W            | 5-4   | Bassitt | Harper   |
| 7/20          | A          | W            | 5-4   | Treinen | Rogers   |
| 7/21          | A          | L            | 6-7   | Stewart | Hendriks |
| <b>Totals</b> | <b>4-3</b> | <b>37-32</b> |       |         |          |

## YEAR-BY-YEAR SERIES RESULTS

| Year | Home | Road | Totals | Year | Home | Road | Totals | Year          | Home           | Road           | Totals         |
|------|------|------|--------|------|------|------|--------|---------------|----------------|----------------|----------------|
| 1968 | 6-3  | 4-5  | 10-8   | 1986 | 4-3  | 3-3  | 7-6    | 2004          | 2-1            | 3-1            | 5-2            |
| 1969 | 3-6  | 2-7  | 5-13   | 1987 | 3-3  | 0-7  | 3-10   | 2005          | 3-3            | 3-1            | 6-4            |
| 1970 | 2-7  | 3-6  | 5-13   | 1988 | 4-3  | 4-2  | 8-5    | 2006          | 3-1            | 1-5            | 4-6            |
| 1971 | 5-4  | 5-4  | 10-8   | 1989 | 4-2  | 3-4  | 7-6    | 2007          | 2-1            | 0-4            | 2-5            |
| 1972 | 6-2  | 3-6  | 9-8    | 1990 | 5-2  | 2-4  | 7-6    | 2008          | 4-3            | 1-2            | 5-5            |
| 1973 | 2-7  | 2-7  | 4-14   | 1991 | 3-3  | 2-5  | 5-8    | 2009          | 4-3            | 2-1            | 6-4            |
| 1974 | 7-2  | 6-3  | 13-5   | 1992 | 4-3  | 4-2  | 8-5    | 2010          | 1-2            | 2-4            | 3-6            |
| 1975 | 6-3  | 6-3  | 12-6   | 1993 | 1-5  | 4-3  | 5-8    | 2011          | 2-3            | 2-1            | 4-4            |
| 1976 | 6-3  | 1-8  | 7-11   | 1994 | 2-2  | 3-0  | 5-2    | 2012          | 2-1            | 3-3            | 5-4            |
| 1977 | 4-3  | 2-5  | 6-8    | 1995 | 4-2  | 3-3  | 7-5    | 2013          | 4-0            | 2-1            | 6-1            |
| 1978 | 3-5  | 3-4  | 6-9    | 1996 | 4-2  | 3-4  | 7-6    | 2014          | 3-1            | 3-0            | 6-1            |
| 1979 | 2-4  | 2-5  | 4-9    | 1997 | 2-4  | 2-3  | 4-7    | 2015          | 2-1            | 1-3            | 3-4            |
| 1980 | 5-2  | 2-4  | 7-6    | 1998 | 3-3  | 4-1  | 7-4    | 2016          | 3-0            | 1-2            | 4-2            |
| 1981 | 3-0  | 5-2  | 8-2    | 1999 | 4-2  | 1-5  | 5-7    | 2017          | 2-1            | 1-2            | 3-3            |
| 1982 | 5-2  | 5-1  | 10-3   | 2000 | 2-4  | 5-1  | 7-5    | 2018          | 2-1            | 3-1            | 5-2            |
| 1983 | 4-2  | 5-2  | 9-4    | 2001 | 1-2  | 3-3  | 4-5    | 2019          | 2-1            | 2-2            | 4-3            |
| 1984 | 4-3  | 1-5  | 5-8    | 2002 | 4-2  | 2-1  | 6-3    | <b>Totals</b> | <b>172-131</b> | <b>137-174</b> | <b>309-305</b> |
| 1985 | 3-1  | 2-7  | 5-8    | 2003 | 1-2  | 0-6  | 1-8    |               |                |                |                |



# NEW YORK YANKEES



American League East  
 Yankee Stadium  
 One East 161st Street  
 Bronx, NY 10451  
 Switchboard: (718) 293-4300  
 Press Box: (718) 579-4460  
 Media Relations: (718) 579-4460  
 Media Relations FAX: (718) 293-8414

Managing General Partner / Co-Chairperson.....Harold Z. Steinbrenner  
 General Partner / Co-Chairperson.....Henry G. Steinbrenner  
 Senior Vice President, General Manager.....Brian Cashman  
 Manager.....Aaron Boone  
 203-121 (2 seasons)  
 Vice President, Communications & Media Relations...Jason Zillo (718) 579-4515  
 Director, Communications & Media Relations...Michael Margolis (718) 579-4503  
 Director, Team Travel & Player Services.....Ben Tuliebitz (718) 579-4447  
 Stadium.....Yankee Stadium  
 Capacity / Opened.....46,537 / 2009

## SERIES FACTS

Longest A's Winning Streak: 16, September 9, 1989-May 1, 1991  
 Longest Yankees Winning Streak: 11, July 5, 2010-July 22, 2011  
 Last A's Series Sweep at Oakland (3 games): August 20-22, 2019  
 Last A's Series Sweep at Oakland (4 games): June 15-18, 2017  
 Last A's Series Sweep at New York (3 games): April 19-21, 2016  
 Last A's Series Sweep at New York (4 games): July 14-16, 1972  
 Last Yankees Series Sweep at Oakland (3 games): May 25-27, 2012  
 Last Yankees Series Sweep at Oakland (4 games): May 19-22, 2016  
 Last Yankees Series Sweep at New York (3 games): July 18-20, 2008  
 Last Yankees Series Sweep at New York (4 games): August 30-September 2, 2010  
 Most Runs in a Game by Oakland: 19, August 29, 1989 (19-5)  
 Most Runs in a Game by New York: 22, August 25, 2011 (22-9)  
 Widest Margin of Victory by Oakland: 14, August 29, 1989 (19-5)  
 Widest Margin of Victory by New York: 16, August 26, 1997 (18-2)

## SERIES BREAKDOWN

|                             | W          | L           | PCT.        |
|-----------------------------|------------|-------------|-------------|
| PHI vs. Orioles (1901-02)   | 21         | 18          | .538        |
| PHI vs. Yankees (1903-54)   | 445        | 665         | .401        |
| KC vs. Yankees (1955-67)    | 75         | 183         | .291        |
| OAK vs. Yankees (1968-2019) | 254        | 283         | .473        |
| <b>Totals</b>               | <b>795</b> | <b>1149</b> | <b>.409</b> |
| <b>at the Coliseum</b>      | <b>141</b> | <b>128</b>  | <b>.524</b> |
| <b>at Yankee Stadium</b>    | <b>16</b>  | <b>24</b>   | <b>.400</b> |

## 2020 SCHEDULE

| Dates       | Site | Times                    |
|-------------|------|--------------------------|
| April 10-12 | OAK  | 7:07, 6:07, 1:07         |
| Aug. 6-9    | NYN  | 4:05, 4:05, 10:05, 11:05 |

## 2019 RECAP

| Date          | H-A        | W-L          | Score | Winner      | Loser    |
|---------------|------------|--------------|-------|-------------|----------|
| 8/20          | H          | W            | 6-2   | Bailey      | German   |
| 8/21          | H          | W            | 6-4   | Fiers       | Happ     |
| 8/22          | H          | W            | 5-3   | Roark       | Tanaka   |
| 8/30          | A          | W            | 8-2   | B. Anderson | Kahnle   |
| 8/31          | A          | L            | 3-4   | Gerrin      | Trivino  |
| 9/1           | A          | L            | 4-5   | Ottavino    | Hendriks |
| <b>Totals</b> | <b>4-2</b> | <b>32-20</b> |       |             |          |

## YEAR-BY-YEAR SERIES RESULTS

| Year | Home | Road | Totals | Year | Home | Road | Totals | Year          | Home           | Road           | Totals         |
|------|------|------|--------|------|------|------|--------|---------------|----------------|----------------|----------------|
| 1968 | 2-7  | 6-3  | 8-10   | 1986 | 4-2  | 3-3  | 7-5    | 2004          | 1-2            | 1-5            | 2-7            |
| 1969 | 5-1  | 1-5  | 6-6    | 1987 | 4-2  | 3-3  | 7-5    | 2005          | 1-5            | 1-2            | 2-7            |
| 1970 | 4-2  | 2-4  | 6-6    | 1988 | 4-2  | 2-4  | 6-6    | 2006          | 2-1            | 4-2            | 6-3            |
| 1971 | 2-4  | 5-1  | 7-5    | 1989 | 4-2  | 5-1  | 9-3    | 2007          | 2-1            | 2-1            | 4-2            |
| 1972 | 4-2  | 5-1  | 9-3    | 1990 | 6-0  | 6-0  | 12-0   | 2008          | 1-2            | 0-3            | 1-5            |
| 1973 | 5-1  | 3-3  | 8-4    | 1991 | 3-3  | 3-3  | 6-6    | 2009          | 1-2            | 1-5            | 2-7            |
| 1974 | 3-3  | 2-4  | 5-7    | 1992 | 4-2  | 2-4  | 6-6    | 2010          | 1-5            | 0-4            | 1-9            |
| 1975 | 3-3  | 3-3  | 6-6    | 1993 | 4-2  | 2-4  | 6-6    | 2011          | 0-3            | 3-3            | 3-6            |
| 1976 | 2-4  | 4-2  | 6-6    | 1994 | 2-4  | 3-3  | 5-7    | 2012          | 4-3            | 1-2            | 5-5            |
| 1977 | 1-4  | 1-5  | 2-9    | 1995 | 5-1  | 4-3  | 9-4    | 2013          | 3-0            | 2-1            | 5-1            |
| 1978 | 2-3  | 0-5  | 2-8    | 1996 | 1-5  | 2-4  | 3-9    | 2014          | 2-1            | 2-1            | 4-2            |
| 1979 | 1-5  | 2-4  | 3-9    | 1997 | 3-2  | 2-4  | 5-6    | 2015          | 3-1            | 1-2            | 4-3            |
| 1980 | 3-3  | 1-5  | 4-8    | 1998 | 2-4  | 1-4  | 3-8    | 2016          | 0-4            | 3-0            | 3-4            |
| 1981 | 2-2  | 1-2  | 3-4    | 1999 | 2-4  | 2-2  | 4-6    | 2017          | 4-0            | 1-2            | 5-2            |
| 1982 | 3-3  | 2-4  | 5-7    | 2000 | 1-2  | 2-4  | 3-6    | 2018          | 2-1            | 1-2            | 3-3            |
| 1983 | 2-4  | 2-4  | 4-8    | 2001 | 6-0  | 0-3  | 6-3    | 2019          | 3-0            | 1-2            | 4-2            |
| 1984 | 3-3  | 1-5  | 4-8    | 2002 | 1-2  | 3-3  | 4-5    | <b>Totals</b> | <b>141-128</b> | <b>113-155</b> | <b>254-283</b> |
| 1985 | 4-2  | 1-5  | 5-7    | 2003 | 4-2  | 2-1  | 6-3    |               |                |                |                |

OPPONENTS

# SEATTLE MARINERS



American League West  
 T-Mobile Park  
 1250 First Avenue South  
 Seattle, WA 98134  
 Switchboard: (206) 346-4000  
 Press Box: (206) 346-4639, 4622  
 Media Relations: (206) 346-4000

Chairman & Managing Partner ..... John Stanton  
 President & Chief Executive Officer ..... Kevin Mather  
 Executive V.P. & General Manager, Baseball Operations ..... Jerry Dipoto  
 Manager ..... Scott Servais  
 321-327 (4 seasons)  
 Vice President, Communications ..... Tim Hevly (206) 346-4402  
 Senior Manager, Baseball Information ..... Kelly Munro (206) 346-4401  
 Manager, Baseball Information ..... Ryan Hueter (206) 346-4403  
 Director, Major League Operations ..... Jack Mosimann (2016) 817-6986  
 Stadium ..... T-Mobile Park  
 Capacity / Opened ..... 47,500 / 1999

## SERIES FACTS

Longest A's Winning Streak: 15, April 7-August 16, 2006  
 Longest Mariners Winning Streak: 8, July 9-September 26, 2017  
 Last A's Series Sweep at Oakland (3 games): May 24-26, 2019  
 Last A's Series Sweep at Oakland (4 games): September 10-13, 1992  
 Last A's Series Sweep at Seattle (3 games): April 8-10, 2016  
 Last A's Series Sweep at Seattle (4 games): Sept. 30-Oct. 3, 2010  
 Last Mariners Series Sweep at Oakland (3 games): September 9-11, 2016  
 Last Mariners Series Sweep at Oakland (4 games): None  
 Last Mariners Series Sweep at Seattle (3 games): September 1-3, 2017  
 Last Mariners Series Sweep at Seattle (4 games): August 12-15, 1991  
 Most Runs in a Game by Oakland: 16, April 17, 1981 (16-1)  
 Most Runs in a Game by Seattle: 15 (three times), last: August 6, 1995 (15-8)  
 Widest Margin of Victory by Oakland: 15, April 17, 1981 (16-1)  
 Widest Margin of Victory by Seattle: 13, July 2, 2003 (13-0)

## SERIES BREAKDOWN

|                              | W          | L          | PCT.        |
|------------------------------|------------|------------|-------------|
| OAK vs. Mariners (1977-2019) | 360        | 301        | .545        |
| <b>Totals</b>                | <b>360</b> | <b>301</b> | <b>.545</b> |
| at the Coliseum              | 195        | 134        | .593        |
| at T-Mobile Park             | 88         | 100        | .468        |

## 2020 SCHEDULE

| Dates       | Site | Times                  |
|-------------|------|------------------------|
| April 16-19 | OAK  | 7:07, 7:07, 1:07, 1:07 |
| May 4-6     | OAK  | 7:07, 7:07, 12:37      |
| May 12-14   | SEA  | 7:10, 7:10, 7:10       |
| July 9-12   | SEA  | 7:10, 7:10, 7:10, 1:10 |
| Aug. 3-4    | OAK  | 7:07, 12:37            |
| Sept. 11-13 | SEA  | 7:10, 6:10, 1:10       |

## 2019 RECAP

| Date          | H-A         | W-L          | Score | Winner      | Loser       |
|---------------|-------------|--------------|-------|-------------|-------------|
| 3/20          | H           | L            | 7-9   | Gonzales    | Fiers       |
| 3/21          | H           | L            | 4-5   | Rosscup     | Buchter     |
| 5/13          | A           | L            | 5-6   | Brennan     | Soria       |
| 5/14          | A           | L            | 3-4   | Leake       | B. Anderson |
| 5/24          | H           | W            | 6-2   | Trivino     | LeBlanc     |
| 5/25          | H           | W            | 6-5   | Fiers       | Kikuchi     |
| 5/26          | H           | W            | 7-1   | B. Anderson | Leake       |
| 6/14          | H           | L            | 2-9   | Gonzales    | Bassitt     |
| 6/15          | H           | W            | 11-2  | Montas      | Bautista    |
| 6/16          | H           | L            | 3-6   | Leake       | Trivino     |
| 7/5           | A           | W            | 5-2   | B. Anderson | Kikuchi     |
| 7/6           | A           | L            | 3-6   | Gonzales    | Bassitt     |
| 7/7           | A           | W            | 7-4   | Mengden     | Carasiti    |
| 7/16          | H           | W            | 9-2   | Mengden     | Gonzales    |
| 7/17          | H           | W            | 10-2  | Bailey      | Milone      |
| 9/26          | A           | W            | 3-1   | Manaea      | Hernández   |
| 9/27          | A           | L            | 3-4   | Warren      | Hendriks    |
| 9/28          | A           | W            | 1-0   | B. Anderson | Gonzales    |
| 9/29          | A           | L            | 1-3   | McClain     | Roark       |
| <b>Totals</b> | <b>10-9</b> | <b>96-73</b> |       |             |             |

## YEAR-BY-YEAR SERIES RESULTS

| Year | Home | Road | Totals | Year | Home | Road | Totals | Year          | Home            | Road           | Totals         |
|------|------|------|--------|------|------|------|--------|---------------|-----------------|----------------|----------------|
| 1977 | 3-4  | 4-4  | 7-8    | 1993 | 3-3  | 6-1  | 9-4    | 2009          | 4-6             | 1-8            | 5-14           |
| 1978 | 7-1  | 6-1  | 13-2   | 1994 | 2-2  | 2-1  | 4-3    | 2010          | 7-2             | 6-4            | 13-6           |
| 1979 | 5-1  | 3-4  | 8-5    | 1995 | 5-2  | 2-4  | 7-6    | 2011          | 5-4             | 4-6            | 9-10           |
| 1980 | 4-3  | 4-2  | 8-5    | 1996 | 5-2  | 3-3  | 8-5    | 2012          | 6-4             | 6-3            | 12-7           |
| 1981 | 3-1  | 3-0  | 6-1    | 1997 | 2-4  | 3-3  | 5-7    | 2013          | 4-6             | 4-5            | 8-11           |
| 1982 | 4-3  | 2-4  | 6-7    | 1998 | 3-3  | 2-4  | 5-7    | 2014          | 4-6             | 5-4            | 9-10           |
| 1983 | 4-2  | 5-2  | 9-4    | 1999 | 4-2  | 2-4  | 6-6    | 2015          | 3-7             | 3-6            | 6-13           |
| 1984 | 6-1  | 2-4  | 8-5    | 2000 | 4-2  | 5-2  | 9-4    | 2016          | 1-8             | 6-4            | 7-12           |
| 1985 | 5-1  | 3-4  | 8-5    | 2001 | 5-5  | 4-5  | 9-10   | 2017          | 4-5             | 3-7            | 7-12           |
| 1986 | 5-2  | 5-1  | 10-3   | 2002 | 4-5  | 4-6  | 8-11   | 2018          | 5-5             | 4-5            | 9-10           |
| 1987 | 3-3  | 2-5  | 5-8    | 2003 | 5-5  | 2-7  | 7-12   | 2019          | 6-4             | 4-5            | 10-9           |
| 1988 | 5-2  | 4-2  | 9-4    | 2004 | 7-3  | 4-5  | 11-8   | <b>Totals</b> | <b>196-137*</b> | <b>164-164</b> | <b>360-301</b> |
| 1989 | 5-1  | 4-3  | 9-4    | 2005 | 6-3  | 6-3  | 12-6   |               |                 |                |                |
| 1990 | 4-3  | 5-1  | 9-4    | 2006 | 9-0  | 8-2  | 17-2   |               |                 |                |                |
| 1991 | 6-0  | 0-7  | 6-7    | 2007 | 1-8  | 4-6  | 5-14   |               |                 |                |                |
| 1992 | 7-0  | 5-1  | 12-1   | 2008 | 6-3  | 4-6  | 10-9   |               |                 |                |                |

\*includes 1-3 in Tokyo, Japan

# TAMPA BAY RAYS



American League East  
Tropicana Field  
One Tropicana Drive  
St. Petersburg, FL 33705  
Switchboard: (727) 825-3137  
Press Box: (727) 825-3129  
Media Relations: (727) 825-3242  
Communications FAX: (727) 825-3111

Principal Owner .....Stuart Sternberg  
President.....Brian Auld  
President.....Matt Silverman  
Manager.....Kevin Cash  
414-396 (5 seasons)  
Director, Communications.....Ryan Sheets (727) 825-3237  
Manager, Baseball Communications.....Craig Vanderkam (727) 825-3473  
Director, Team Travel & Logistics.....Chris Westmoreland  
Stadium.....Tropicana Field  
Capacity / Opened.....25,025 / 1998

## SERIES FACTS

Longest A's Winning Streak: 7 (twice), last: September 2, 2001-May 26, 2002  
Longest Rays Winning Streak: 6, May 26-September 4, 1998  
Last A's Series Sweep at Oakland (3 games): August 30-September 1, 2013  
Last A's Series Sweep at Oakland (4 games): None  
Last A's Series Sweep at Tampa Bay (3 games): None  
Last A's Series Sweep at Tampa Bay (4 games): September 10-13, 1999  
Last Rays Series Sweep at Oakland (3 games): None  
Last Rays Series Sweep at Oakland (4 games): None  
Last Rays Series Sweep at Tampa Bay (3 games): April 19-21, 2013  
Last Rays Series Sweep at Tampa Bay (4 games): July 24-27, 1998  
Most Runs in a Game by Oakland: 17, September 15, 2000 (17-3)  
Most Runs in a Game by Tampa Bay: 14 (twice), last: August 25, 2007 (14-3)  
Widest Margin of Victory by Oakland: 13, May 30, 2001 (15-2)  
Widest Margin of Victory by Tampa Bay: 11, August 25, 2007 (14-3)

## SERIES BREAKDOWN

|                          | W          | L         | PCT.        |
|--------------------------|------------|-----------|-------------|
| OAK vs. Rays (1998-2019) | 109        | 76        | .589        |
| <b>Totals</b>            | <b>109</b> | <b>76</b> | <b>.589</b> |
| at the Coliseum          | 60         | 32        | .652        |
| at Tropicana Field       | 49         | 44        | .527        |

## 2020 SCHEDULE

| Dates          | Site | Times                  |
|----------------|------|------------------------|
| April 30-May 3 | OAK  | 7:07, 7:07, 1:07, 1:07 |
| June 23-25     | TB   | 4:10, 4:10, 9:10       |

## 2019 RECAP

| Date          | H-A        | W-L          | Score | Winner    | Loser       |
|---------------|------------|--------------|-------|-----------|-------------|
| 6/10          | A          | L            | 2-6   | Morton    | T. Anderson |
| 6/11          | A          | W            | 4-3   | Fiers     | Pagan       |
| 6/12          | A          | W            | 6-2   | Hendriks  | Kolarek     |
| 6/20          | H          | W            | 5-4   | Trivino   | Castillo    |
| 6/21          | H          | L            | 3-5   | Pruitt    | T. Anderson |
| 6/22          | H          | W            | 4-2   | Petit     | Castillo    |
| 6/23          | H          | L            | 2-8   | Yarbrough | B. Anderson |
| <b>Totals</b> | <b>4-3</b> | <b>26-30</b> |       |           |             |

## YEAR-BY-YEAR SERIES RESULTS

| Year | Home | Road | Totals | Year | Home | Road | Totals | Year          | Home         | Road         | Totals        |
|------|------|------|--------|------|------|------|--------|---------------|--------------|--------------|---------------|
| 1998 | 3-2  | 2-4  | 5-6    | 2006 | 4-2  | 2-1  | 6-3    | 2014          | 2-1          | 2-1          | 4-2           |
| 1999 | 5-1  | 4-0  | 9-1    | 2007 | 1-2  | 3-4  | 4-6    | 2015          | 1-2          | 2-2          | 3-4           |
| 2000 | 3-1  | 4-1  | 7-2    | 2008 | 2-4  | 1-2  | 3-6    | 2016          | 3-1          | 2-1          | 5-2           |
| 2001 | 5-1  | 2-1  | 7-2    | 2009 | 2-1  | 4-3  | 6-4    | 2017          | 1-2          | 1-3          | 2-5           |
| 2002 | 3-0  | 5-1  | 8-1    | 2010 | 4-3  | 0-2  | 4-5    | 2018          | 1-3          | 1-2          | 2-5           |
| 2003 | 5-1  | 1-2  | 6-3    | 2011 | 3-1  | 2-1  | 5-2    | 2019          | 2-2          | 2-1          | 4-3           |
| 2004 | 3-0  | 4-2  | 7-2    | 2012 | 1-2  | 4-2  | 5-4    | <b>Totals</b> | <b>60-32</b> | <b>49-44</b> | <b>109-76</b> |
| 2005 | 3-0  | 1-5  | 4-5    | 2013 | 3-0  | 0-3  | 3-3    |               |              |              |               |

## MAJOR LEAGUE BASEBALL DIRECTORY

Office of the Commissioner • 245 Park Avenue • New York, NY 10167 • (212) 931-7800

Chief Communications Officer: Pat Courtney (212) 931-7878  
Vice President, Communications: John Blundell (212) 931-7885  
Vice President, Business Communications: Matt Bourne (212) 931-7882  
Vice President, Corporate Communications: Matthew Gould (212) 485-8959  
Vice President, Communications: Mike Teevan (212) 931-7879



OPPONENTS

# TEXAS RANGERS



American League West  
 Globe Life Field  
 734 Stadium Drive  
 Arlington, TX 76011  
**Switchboard:** (817) 533-1972  
**Press Box:** (817) 533-1914  
**Media Relations:** (817) 273-5203

Co-Chairmen.....Ray C. Davis, Bob R. Simpson  
 President of Baseball Operations and General Manager.....Jon Daniels  
 Manager.....Chris Woodward  
 78-84 (1 season)  
 Executive Vice President, Communications.....John Blake (817) 533-1656  
 Senior Director, Communications.....Rich Rice (817) 533-1657  
 Manager, Baseball Information.....Matt Mallian (817) 533-1662  
 Director, Travel.....Josh Shelton  
 Stadium.....Globe Life Field  
 Capacity / Opened.....40,300/ 2020

## SERIES FACTS

Longest A's Winning Streak: 9 (twice), last: June 26, 2003-April 6, 2004  
 Longest Rangers Winning Streak: 13, July 6, 1977-May 18, 1978  
 Last A's Series Sweep at Oakland (3 games): April 22-24, 2019  
 Last A's Series Sweep at Oakland (4 games): None  
 Last A's Series Sweep at Texas (3 games): September 13-15, 2019  
 Last A's Series Sweep at Texas (4 games): July 23-26, 2018  
 Last Rangers Series Sweep at Oakland (3 games): September 22-24, 2015  
 Last Rangers Series Sweep at Oakland (4 games): September 23-25, 1977  
 Last Rangers Series Sweep at Texas (4 games): May 12-14, 2017  
 Last Rangers Series Sweep at Texas (4 games): July 7-10, 2011  
 Most Runs in a Game by Oakland: 23, September 30, 2000 (23-2)  
 Most Runs in a Game by Texas: 17, May 5, 2000 (17-16)  
 Widest Margin of Victory by Oakland: 21, September 30, 2000 (23-2)  
 Widest Margin of Victory by Texas: 14, August 9, 2006 (14-0)

## SERIES BREAKDOWN

|                             | W          | L          | PCT.        |
|-----------------------------|------------|------------|-------------|
| KC vs. Senators (1961-67)   | 63         | 62         | .504        |
| OAK vs. Senators (1968-71)  | 34         | 20         | .630        |
| OAK vs. Rangers (1972-2019) | 378        | 373        | .503        |
| <b>Totals</b>               | <b>475</b> | <b>455</b> | <b>.511</b> |
| at the Coliseum             | 200        | 176        | .532        |
| at Globe Life Park          | 111        | 109        | .505        |

## 2020 SCHEDULE

| Dates          | Site | Times                  |
|----------------|------|------------------------|
| April 27-29    | TEX  | 5:05, 5:05, 11:05      |
| May 19-21      | OAK  | 7:07, 7:07, 12:37      |
| May 29-31      | TEX  | 5:05, 1:05, 11:35      |
| July 30-Aug. 2 | OAK  | 7:07, 7:07, 1:07, 1:07 |
| Sept. 4-6      | OAK  | 7:07, 1:07, 1:07       |
| Sept. 22-24    | TEX  | 5:05, 5:05, 5:05       |

## 2019 RECAP

| Date          | H-A | W-L | Score              | Winner    | Loser       |
|---------------|-----|-----|--------------------|-----------|-------------|
| 4/12          | A   | W   | 8-6                | Trivino   | Martin      |
| 4/14          | A   | L   | 7-8                | Springs   | Soria       |
| 4/22          | H   | W   | 6-1                | Bassitt   | Minor       |
| 4/23          | H   | W   | 11-5               | Montas    | Lynn        |
| 4/24          | H   | W   | 6-5                | Treinen   | Martin      |
| 6/7           | A   | W   | 5-3                | Petit     | Leclerc     |
| 6/8           | A   | L   | 5-10               | Springs   | Blackburn   |
| 6/8           | A   | L   | 1-3                | Sampson   | Bassitt     |
| 6/9           | A   | W   | 9-8                | Montas    | Smyly       |
| 7/25          | H   | L   | 3-11               | Jurado    | B. Anderson |
| 7/26          | H   | L   | 2-5                | Lynn      | Mengden     |
| 7/27          | H   | W   | 5-4                | Bailey    | Sampson     |
| 7/28          | H   | W   | 6-5                | Treinen   | Leclerc     |
| 9/13          | A   | W   | 14-9               | Wendelken | Gibaut      |
| 9/14          | A   | W   | 8-6                | Buchter   | Minor       |
| 9/15          | A   | W   | 6-1                | Manaea    | Hernández   |
| 9/20          | H   | W   | 8-0                | Fiers     | Minor       |
| 9/21          | H   | W   | 12-3               | Manaea    | Burke       |
| 9/22          | H   | L   | 3-8                | Lynn      | Roark       |
| <b>Totals</b> |     |     | <b>13-6125-101</b> |           |             |

## YEAR-BY-YEAR SERIES RESULTS

| Year | Home | Road | Totals | Year | Home | Road | Totals | Year          | Home           | Road           | Totals         |
|------|------|------|--------|------|------|------|--------|---------------|----------------|----------------|----------------|
| 1972 | 4-2  | 7-2  | 11-4   | 1989 | 4-3  | 4-2  | 8-5    | 2006          | 4-5            | 5-5            | 9-10           |
| 1973 | 7-2  | 4-5  | 11-7   | 1990 | 3-3  | 5-2  | 8-5    | 2007          | 6-4            | 3-6            | 9-10           |
| 1974 | 3-6  | 5-4  | 8-10   | 1991 | 2-5  | 2-4  | 4-9    | 2008          | 4-6            | 3-6            | 7-12           |
| 1975 | 6-3  | 6-3  | 12-6   | 1992 | 4-2  | 5-2  | 9-4    | 2009          | 6-4            | 5-4            | 11-8           |
| 1976 | 4-5  | 3-6  | 7-11   | 1993 | 4-3  | 1-5  | 5-8    | 2010          | 5-5            | 4-5            | 9-10           |
| 1977 | 2-6  | 0-7  | 2-13   | 1994 | 3-3  | 4-0  | 7-3    | 2011          | 4-6            | 2-7            | 6-13           |
| 1978 | 4-2  | 2-7  | 6-9    | 1995 | 3-4  | 2-4  | 5-8    | 2012          | 7-2            | 4-6            | 11-8           |
| 1979 | 1-6  | 1-5  | 2-11   | 1996 | 3-3  | 4-3  | 7-6    | 2013          | 4-5            | 6-4            | 10-9           |
| 1980 | 3-3  | 4-3  | 7-6    | 1997 | 3-3  | 2-4  | 5-7    | 2014          | 2-7            | 7-3            | 9-10           |
| 1981 | 2-1  | 2-1  | 4-2    | 1998 | 2-4  | 4-2  | 6-6    | 2015          | 4-6            | 6-3            | 10-9           |
| 1982 | 3-3  | 2-5  | 5-8    | 1999 | 4-2  | 1-5  | 5-7    | 2016          | 5-5            | 4-5            | 9-10           |
| 1983 | 2-5  | 0-6  | 2-11   | 2000 | 4-2  | 1-5  | 5-7    | 2017          | 8-1            | 3-7            | 11-8           |
| 1984 | 5-1  | 3-4  | 8-5    | 2001 | 4-5  | 5-5  | 9-10   | 2018          | 7-3            | 6-3            | 13-6           |
| 1985 | 3-4  | 3-3  | 6-7    | 2002 | 8-2  | 5-4  | 13-6   | 2019          | 7-3            | 6-3            | 13-6           |
| 1986 | 2-4  | 1-6  | 3-10   | 2003 | 8-1  | 7-3  | 15-4   | <b>Totals</b> | <b>200-176</b> | <b>178-197</b> | <b>378-373</b> |
| 1987 | 3-4  | 3-3  | 6-7    | 2004 | 6-4  | 5-5  | 11-9   |               |                |                |                |
| 1988 | 4-2  | 4-3  | 8-5    | 2005 | 4-6  | 7-2  | 11-8   |               |                |                |                |

# TORONTO BLUE JAYS



American League East

Rogers Centre

1 Blue Jays Way, Suite 3200

Toronto, Ontario M5V 1J1

Switchboard: (416) 341-1000

Press Box: (416) 341-1178

Media Relations: (416) 341-1301

Media Relations FAX: (416) 341-1250

Chairman, Toronto Blue Jays .....Edward Rogers

Vice Chairman, Rogers Communications Inc .....Phil Lind

President and Chief Executive Officer .....Mark Shapiro

Executive V.P., Baseball Operations & General Manager.....Ross Atkins

Manager .....Charlie Montoyo

67-95 (1 season)

Director, Baseball Media .....Richard Griffin (416) 341-1691

Manager, Baseball Media.....Ryan Brown (416) 341-1064

Director, Team Travel and Clubhouse Operations.....Michael Shaw (416) 341-1251

Stadium.....Rogers Centre

Capacity / Opened .....49,286 / 1989

## SERIES FACTS

Longest A's Winning Streak: 9, July 22, 1980-May 24, 1981

Longest Blue Jays Winning Streak: 8, June 18-September 15, 1982

Last A's Series Sweep at Oakland (3 games): July 30-August 1, 2018

Last A's Series Sweep at Oakland (4 games): July 3-6, 2014

Last A's Series Sweep at Toronto (3 games): April 8-10, 2008

Last A's Series Sweep at Toronto (4 games): May 17-20, 2018

Last Blue Jays Series Sweep at Oakland (3 games): April 19-21, 2019

Last Blue Jays Series Sweep at Oakland (4 games): None

Last Blue Jays Series Sweep at Toronto (3 games): April 26-28, 2019

Last Blue Jays Series Sweep at Toronto (4 games): July 24-27, 2017

Most Runs in a Game by Oakland: 17 (twice), last: August 24, 2003 (17-2)

Most Runs in a Game by Toronto: 18, July 29, 1995 (18-11)

Widest Margin of Victory by Oakland: 16, July 25, 2012 (16-0)

Widest Margin of Victory by Toronto: 12 (twice), last: May 29, 2008 (12-0)

## SERIES BREAKDOWN

|                               | W          | L          | PCT.        |
|-------------------------------|------------|------------|-------------|
| OAK vs. Blue Jays (1977-2019) | 224        | 201        | .527        |
| <b>Totals</b>                 | <b>224</b> | <b>201</b> | <b>.527</b> |
| at the Coliseum               | 112        | 100        | .528        |
| at Rogers Centre              | 71         | 67         | .514        |

## 2020 SCHEDULE

| Dates      | Site | Times                    |
|------------|------|--------------------------|
| May 8-10   | OAK  | 7:07, 6:07, 1:07         |
| Aug. 27-30 | TOR  | 4:07, 4:07, 12:07, 10:07 |

## 2019 RECAP

| Date          | H-A | W-L        | Score        | Winner   | Loser       |
|---------------|-----|------------|--------------|----------|-------------|
| 4/19          | H   | L          | 1-5          | Stroman  | Brooks      |
| 4/20          | H   | L          | 1-10         | Gaviglio | Fiers       |
| 4/21          | H   | L          | 4-5          | Hudson   | B. Anderson |
| 4/26          | A   | L          | 2-4          | Giles    | Petit       |
| 4/27          | A   | L          | 1-7          | Sanchez  | B. Anderson |
| 4/28          | A   | L          | 4-5          | Luciano  | Treinen     |
| <b>Totals</b> |     | <b>0-6</b> | <b>13-36</b> |          |             |

## YEAR-BY-YEAR SERIES RESULTS

| Year | Home | Road | Totals | Year | Home | Road | Totals | Year          | Home            | Road          | Totals         |
|------|------|------|--------|------|------|------|--------|---------------|-----------------|---------------|----------------|
| 1977 | 2-3  | 5-0  | 7-3    | 1993 | 1-5  | 4-2  | 5-7    | 2009          | 2-4             | 1-2           | 3-6            |
| 1978 | 5-0  | 2-4  | 7-4    | 1994 | 2-1  | 3-0  | 5-1    | 2010          | 2-1             | 1-3           | 3-4            |
| 1979 | 2-4  | 2-4  | 4-8    | 1995 | 2-3  | 1-4  | 3-7    | 2011          | 2-2             | 3-3           | 5-5            |
| 1980 | 4-2  | 4-2  | 8-4    | 1996 | 1-5* | 3-3  | 4-8    | 2012          | 3-3             | 2-1           | 5-4            |
| 1981 | 6-0  | 4-2  | 10-2   | 1997 | 4-1  | 2-4  | 6-5    | 2013          | 1-2             | 3-1           | 4-3            |
| 1982 | 0-6  | 3-3  | 3-9    | 1998 | 3-3  | 2-3  | 5-6    | 2014          | 4-0             | 0-3           | 4-3            |
| 1983 | 4-2  | 2-4  | 6-6    | 1999 | 2-2  | 6-0  | 8-2    | 2015          | 1-2             | 0-3           | 1-5            |
| 1984 | 2-4  | 2-4  | 4-8    | 2000 | 4-2  | 3-1  | 7-3    | 2016          | 2-1             | 1-2           | 3-3            |
| 1985 | 2-4  | 3-3  | 5-7    | 2001 | 2-1  | 4-2  | 6-3    | 2017          | 2-1             | 0-4           | 2-5            |
| 1986 | 5-1  | 3-3  | 8-4    | 2002 | 3-3  | 0-3  | 3-6    | 2018          | 3-0             | 4-0           | 7-0            |
| 1987 | 3-3  | 4-2  | 7-5    | 2003 | 2-1  | 3-1  | 5-2    | 2019          | 0-3             | 0-3           | 0-6            |
| 1988 | 3-3  | 6-0  | 9-3    | 2004 | 4-2  | 2-1  | 6-3    | <b>Totals</b> | <b>112-102*</b> | <b>112-99</b> | <b>224-201</b> |
| 1989 | 4-2  | 3-3  | 7-5    | 2005 | 4-3  | 1-2  | 5-5    |               |                 |               |                |
| 1990 | 2-4  | 5-1  | 7-5    | 2006 | 3-1  | 3-3  | 6-4    |               |                 |               |                |
| 1991 | 3-3  | 3-3  | 6-6    | 2007 | 2-4  | 3-0  | 5-4    |               |                 |               |                |
| 1992 | 3-3  | 3-3  | 6-6    | 2008 | 1-2  | 3-4  | 4-6    |               |                 |               |                |

\*includes 0-2 in Las Vegas

# ATLANTA BRAVES



National League East

Truist Park

755 Battery Avenue, SE

Atlanta, GA 30339

Switchboard: (404) 522-7630

Press Box: (404) 614-1463

Chairman.....Terry McGuirk  
 President & CEO, Atlanta Braves.....Derek Schiller  
 Executive Vice President, General Manager.....Alex Anthopoulos  
 Manager.....Brian Snitker  
 318-292 (4 seasons)  
 Director, Baseball Communications.....Jonathan Kerber (404) 614-1379  
 Manager, Baseball Communications.....Jared Burleyson (404) 614-1541  
 Director, Team Travel.....Jim Lovell (404) 614-1497  
 Stadium.....Truist Park  
 Capacity / Opened.....41,184 / 2017

## SERIES FACTS

Longest A's Winning Streak: 1 (four times), last: May 17, 2008  
 Longest Braves Winning Streak: 7, May 18, 2008-present  
 Last Braves Series Sweep at Oakland (3 games): June 30-July 2, 2017  
 Last Braves Series Sweep at Atlanta (3 games): August 15-17, 2014  
 Most Runs in a Game by Oakland: 11, June 12, 2005 (11-5)  
 Most Runs in a Game by Atlanta: 11, June 11, 2003 (11-6)  
 Widest Margin of Victory by Oakland: 6, June 12, 2005 (11-5)  
 Widest Margin of Victory by Atlanta: 5 (twice), last: August 15, 2014 (7-2)

## SERIES BREAKDOWN

|                          | W        | L         | PCT.        |
|--------------------------|----------|-----------|-------------|
| OAK vs. Braves (2003-17) | 4        | 11        | .267        |
| <b>Totals</b>            | <b>4</b> | <b>11</b> | <b>.267</b> |
| at the Coliseum          | 1        | 5         | .167        |
| at Truist Park           | 0        | 0         | —           |

## 2020 SCHEDULE

| Dates      | Site | Times       |
|------------|------|-------------|
| July 21-22 | OAK  | 7:07, 12:37 |
| Aug. 25-26 | ATL  | 4:20, 4:20  |

## YEAR-BY-YEAR SERIES RESULTS

| Year          | Home       | Road       | Totals      |
|---------------|------------|------------|-------------|
| 2003          | 1-2        | 0-0        | 1-2         |
| 2005          | 0-0        | 2-1        | 2-1         |
| 2008          | 0-0        | 1-2        | 1-2         |
| 2014          | 0-0        | 0-3        | 0-3         |
| 2017          | 0-3        | 0-0        | 0-3         |
| <b>Totals</b> | <b>1-5</b> | <b>3-6</b> | <b>4-11</b> |

# MIAMI MARLINS



National League East

Marlins Park

501 Marlins Way

Miami, FL 33125

Switchboard: (305) 480-1300

Press Box: (305) 480-3631

FAX: (305) 480-3013

Chairman and Principal Owner.....Bruce Sherman  
 President, Baseball Operations.....Michael Hill  
 Manager.....Don Mattingly  
 722-733 (9 seasons)  
 276-370 (4 seasons with Miami)  
 Vice President, Communications & Broadcasting...Jason Latimer (305) 480-1390  
 Manager, Baseball Communications & Publications...Joe Vieira (305) 480-1396  
 Director, Team Travel.....Manny Colon (305) 480-2313  
 Stadium.....Marlins Park  
 Capacity / Opened.....37,446 / 2012

## SERIES FACTS

Longest A's Winning Streak: 3, June 27-29, 2014  
 Longest Marlins Winning Streak: 2 (twice), last: June 13, 2017-present  
 Last A's Series Sweep at Miami (3 games): June 27-29, 2014  
 Most Runs in a Game by Oakland: 9 (twice), last: May 23, 2017 (9-11)  
 Most Runs in a Game by Miami: 13, June 3, 2003 (13-2)  
 Widest Margin of Victory by Oakland: 6, June 22, 2008 (7-1)  
 Widest Margin of Victory by Miami: 11, June 3, 2003 (13-2)

## SERIES BREAKDOWN

|                           | W        | L        | PCT.        |
|---------------------------|----------|----------|-------------|
| OAK vs. Marlins (2003-17) | 8        | 8        | .500        |
| <b>Totals</b>             | <b>8</b> | <b>8</b> | <b>.500</b> |
| at the Coliseum           | 4        | 4        | .500        |
| at Marlins Park           | 3        | 2        | .600        |

## 2020 SCHEDULE

| Dates          | Site | Times             |
|----------------|------|-------------------|
| June 29-July 1 | OAK  | 7:07, 7:07, 12:37 |

## YEAR-BY-YEAR SERIES RESULTS

| Year          | Home       | Road       | Totals     |
|---------------|------------|------------|------------|
| 2003          | 0-0        | 1-2        | 1-2        |
| 2008          | 2-1        | 0-0        | 2-1        |
| 2011          | 1-2        | 0-0        | 1-2        |
| 2014          | 0-0        | 3-0        | 3-0        |
| 2017          | 1-1        | 0-2        | 1-3        |
| <b>Totals</b> | <b>4-4</b> | <b>4-4</b> | <b>8-8</b> |

# NEW YORK METS



National League East  
Citi Field

41 Seaver Way  
Flushing, NY 11368

Switchboard: (718) 507-METS

Press Box: (718) 507-METS ext. 4518/4505

Media Relations: (718) 565-4330

Media Relations FAX: (718) 507-6395

Chairman of the Board & CEO .....Fred Wilpon  
President.....Saul B. Katz  
Executive Vice President & General Manager .....Brodie Van Wagenen  
Manager .....Luis Rojas

0-0 (1st season)  
Senior Director, Communications .....Ethan Weber (718) 803-4027  
Manager, Communications .....Zach Weber (718) 565-4322  
Director, Team Travel .....Brian Small (718) 803-4085  
Stadium.....Citi Field  
Capacity / Opened .....41,922 / 2009

## SERIES FACTS

Longest A's Winning Streak: 2 (twice), last: June 25-August 19, 2014  
Longest Mets Winning Streak: 4, June 16, 2005-June 24, 2007  
Last Mets Series Sweep at New York (3 games): June 22-24, 2007  
Most Runs in a Game by Oakland: 8, June 25, 2014 (8-5)  
Most Runs in a Game by New York: 10 (twice), last: June 24, 2014 (10-1)  
Widest Margin of Victory by Oakland: 5, June 14, 2005 (5-0)  
Widest Margin of Victory by New York: 9, June 24, 2014 (10-1)

## SERIES BREAKDOWN

|                        | W        | L         | PCT.        |
|------------------------|----------|-----------|-------------|
| OAK vs. Mets (2005-17) | 6        | 10        | .375        |
| <b>Totals</b>          | <b>6</b> | <b>10</b> | <b>.375</b> |
| at the Coliseum        | 3        | 2         | .600        |
| at Citi Field          | 3        | 5         | .375        |

## 2020 SCHEDULE

| Dates      | Site | Times            |
|------------|------|------------------|
| Aug. 21-23 | OAK  | 7:07, 6:37, 1:07 |

## YEAR-BY-YEAR SERIES RESULTS

| Year          | Home       | Road       | Totals      |
|---------------|------------|------------|-------------|
| 2005          | 2-1        | 0-0        | 2-1         |
| 2007          | 0-0        | 0-3        | 0-3         |
| 2011          | 0-0        | 1-2        | 1-2         |
| 2014          | 1-1        | 1-1        | 2-2         |
| 2017          | 0-0        | 1-2        | 1-2         |
| <b>Totals</b> | <b>3-2</b> | <b>3-8</b> | <b>6-10</b> |

# PHILADELPHIA PHILLIES



National League East  
Citizens Bank Park

One Citizens Bank Way  
Philadelphia, PA 19148

Switchboard: (215) 463-6000

Press Box: (215) 218-5264

Media Relations: (215) 463-6000

Managing Partner .....John Middleton  
President.....Andy McPhail  
Vice President & General Manager .....Matt Klentak  
Manager .....Joe Girardi

988-794 (11 seasons)  
(1st season with Philadelphia)  
Director, Communications .....Greg Casterio (215) 218-5297  
Manager, Baseball Communications .....Chris Ware (215) 218-5245  
Coordinator, Team Travel .....Jameson Hall (215) 218-5291  
Stadium.....Citizens Bank Park  
Capacity / Opened .....43,651 / 2004

## SERIES FACTS

Longest A's Winning Streak: 3, June 18, 2005-June 24, 2008  
Longest Phillies Winning Streak: 3, June 8, 2003-June 17, 2005  
Most Runs in a Game by Oakland: 8, September 21, 2014 (8-6)  
Most Runs in a Game by Philadelphia: 8, June 8, 2003 (8-3)  
Widest Margin of Victory by Oakland: 5, June 26, 2008 (5-0)  
Widest Margin of Victory by Philadelphia: 6, June 8, 2003 (7-1)

## SERIES BREAKDOWN

|                            | W         | L        | PCT.        |
|----------------------------|-----------|----------|-------------|
| OAK vs. Phillies (2003-17) | 10        | 8        | .556        |
| <b>Totals</b>              | <b>10</b> | <b>8</b> | <b>.556</b> |
| at the Coliseum            | 6         | 3        | .667        |
| at Citizens Bank Park      | 3         | 3        | .500        |

## 2020 SCHEDULE

| Dates      | Site | Times             |
|------------|------|-------------------|
| June 12-14 | PHI  | 4:05, 1:05, 10:05 |

## YEAR-BY-YEAR SERIES RESULTS

| Year          | Home       | Road       | Totals      |
|---------------|------------|------------|-------------|
| 2003          | 0-0        | 1-2        | 1-2         |
| 2005          | 2-1        | 0-0        | 2-1         |
| 2008          | 2-1        | 0-0        | 2-1         |
| 2011          | 0-0        | 1-2        | 1-2         |
| 2014          | 2-1        | 0-0        | 2-1         |
| 2017          | 0-0        | 2-1        | 2-1         |
| <b>Totals</b> | <b>6-3</b> | <b>4-5</b> | <b>10-8</b> |

# SAN FRANCISCO GIANTS



National League West  
 Oracle Park  
 24 Willie Mays Plaza  
 San Francisco, CA 94107  
 Switchboard: (415) 972-2000  
 Press Box: (415) 972-2450/2451  
 Media Relations: (415) 972-2445  
 Media Relations FAX: (415) 947-2800

President and Chief Executive Officer ..... Laurence M. Baer  
 President, Baseball Operations ..... Farhan Zaidi  
 Manager ..... Gabe Kapler  
 161-163 (2 seasons)  
 0-0 (1st season with Giants)  
 Vice President, Media Relations ..... Matt Chisholm (415) 972-2441  
 Senior Director, Broadcast Communications and Media Operations .....  
 Maria Jacinto (415) 972-2447  
 Manager, Media Relations ..... Megan Brown (415) 972-2440  
 Senior Director, Team Travel and Home Clubhouse Manager ..... Bret Alexander  
 Stadium ..... Oracle Park  
 Capacity / Opened ..... 41,314 / 2000

## SERIES FACTS

Longest A's Winning Streak: 7, June 8, 2007-June 27, 2008  
 Longest Giants Winning Streak: 6, June 11, 2010-May 22, 2011  
 Last A's Series Sweep at Oakland (2 games): July 7-8, 2014  
 Last A's Series Sweep at Oakland (3 games): June 17-19, 2011  
 Last A's Series Sweep at San Francisco (2 games): June 27-28, 2016  
 Last A's Series Sweep at San Francisco (3 games): June 13-15, 2008  
 Last Giants Series Sweep at Oakland (2 games): August 24-25, 2019  
 Last Giants Series Sweep at Oakland (3 games): None  
 Last Giants Series Sweep at San Francisco (3 games): July 24-26, 2015  
 Most Runs in a Game by Oakland: 16, June 26, 2005 (16-0)  
 Most Runs in a Game by San Francisco: 18, June 4, 2000 (18-2)  
 Widest Margin of Victory by Oakland: 16, June 26, 2005 (16-0)  
 Widest Margin of Victory by San Francisco: 16, June 4, 2000 (18-2)

## YEAR-BY-YEAR SERIES RESULTS

| Year | Home | Road | Totals | Year | Home | Road | Totals | Year          | Home         | Road         | Totals       |
|------|------|------|--------|------|------|------|--------|---------------|--------------|--------------|--------------|
| 1997 | 1-1  | 1-1  | 2-2    | 2005 | 3-0  | 1-2  | 4-2    | 2013          | 2-0          | 1-1          | 3-1          |
| 1998 | 0-2  | 2-0  | 2-2    | 2006 | 1-2  | 2-1  | 3-3    | 2014          | 2-0          | 1-1          | 3-1          |
| 1999 | 2-1  | 1-2  | 3-3    | 2007 | 2-1  | 3-0  | 5-1    | 2015          | 1-2          | 0-3          | 1-5          |
| 2000 | 2-1  | 1-2  | 3-3    | 2008 | 1-2  | 3-0  | 4-2    | 2016          | 1-1          | 2-0          | 3-1          |
| 2001 | 2-1  | 0-3  | 2-4    | 2009 | 1-2  | 0-3  | 1-5    | 2017          | 1-1          | 1-1          | 2-2          |
| 2002 | 2-1  | 2-1  | 4-2    | 2010 | 3-0  | 0-3  | 3-3    | 2018          | 2-1          | 2-1          | 4-2          |
| 2003 | 2-1  | 1-2  | 3-3    | 2011 | 3-0  | 0-3  | 3-3    | 2019          | 0-2          | 1-1          | 1-3          |
| 2004 | 1-2  | 2-1  | 3-3    | 2012 | 1-2  | 1-2  | 2-4    | <b>Totals</b> | <b>36-26</b> | <b>28-34</b> | <b>64-60</b> |

## SERIES BREAKDOWN

|                            | W         | L         | PCT.        |
|----------------------------|-----------|-----------|-------------|
| OAK vs. Giants (1997-2019) | 64        | 60        | .516        |
| <b>Totals</b>              | <b>64</b> | <b>60</b> | <b>.516</b> |
| at the Coliseum            | 36        | 26        | .581        |
| at Oracle Park             | 24        | 31        | .436        |

## 2020 SCHEDULE

| Dates    | Site | Times      |
|----------|------|------------|
| June 6-7 | OAK  | 7:07, 1:07 |
| July 7-8 | SF   | 6:45, 6:45 |

## 2019 RECAP

| Date          | H-A        | W-L          | Score | Winner    | Loser       |
|---------------|------------|--------------|-------|-----------|-------------|
| 8/13          | A          | L            | 2-3   | Bumgarner | B. Anderson |
| 8/14          | A          | W            | 9-5   | Bailey    | Beede       |
| 8/24          | H          | L            | 5-10  | Coonrod   | Petit       |
| 8/25          | H          | L            | 4-5   | Coonrod   | Diekman     |
| <b>Totals</b> | <b>1-3</b> | <b>20-23</b> |       |           |             |

## DURING THE SPRING

The A's and Giants began playing Spring Training games in the Bay Area in 1983 and have played at least one game in Oakland and San Francisco every year except for 2000. Oakland is 49-41-2 (.543) in those games, which includes 21-15 (.583) in the Coliseum, 16-19-2 (.459) at Oracle Park and 12-7 (.632) at Candlestick Park. The A's have won 17 series, lost 13 and split six. For the last 16 years, the two clubs have played once in Oakland and twice in San Francisco, with the exception of 2014 when the game in Oakland was rained out. There have been four three-game sweeps, with the A's winning all three meetings in 1989 and 2019 and the Giants taking all three in 2011 and 2017.



# WASHINGTON NATIONALS



National League East  
 Nationals Park  
 1500 South Capitol St., SE  
 Washington, DC 20003  
 Switchboard: (202) 640-7000  
 Press Box: (202) 640-7710  
 FAX: (202) 640-7999

Managing Principal Owner..... Theodore N. Lerner  
 President of Baseball Operations and General Manager ..... Mike Rizzo  
 Manager ..... Dave Martinez  
 175-149 (2 seasons)  
 Senior Executive Director, Communications..Elizabeth Alexander (202) 640-7710  
 Director, Communications ..... Kyle Brostowitz (202) 640-7439  
 Vice President, Clubhouse Operations and Team Travel ..... Rob McDonald  
 Stadium ..... Nationals Park  
 Capacity / Opened ..... 41,506 / 2008

## SERIES FACTS

Longest A's Winning Streak: 3, May 9-11, 2014  
 Longest Nationals Winning Streak: 3, June 7-9, 2005  
 Last A's Series Sweep at Oakland (3 games): May 9-11, 2014  
 Last Nationals Series Sweep at Washington (3 games): June 7-9, 2005  
 Most Runs in a Game by Oakland: 10 (twice), last: June 4, 2017 (10-11)  
 Most Runs in a Game by Washington: 13, June 2, 2017 (13-3)  
 Widest Margin of Victory by Oakland: 8 (twice), last: May 11, 2014 (9-1)  
 Widest Margin of Victory by Washington: 10, June 2, 2017 (13-3)

## SERIES BREAKDOWN

|                              | W        | L        | PCT.        |
|------------------------------|----------|----------|-------------|
| OAK vs. Expos (2003)         | 3        | 0        | 1.000       |
| OAK vs. Nationals (2005-17)  | 4        | 5        | .444        |
| <b>Totals</b>                | <b>7</b> | <b>5</b> | <b>.583</b> |
| at the Coliseum (since 2005) | 4        | 2        | .667        |
| at Nationals Park            | 0        | 0        | —           |

## 2020 SCHEDULE

| Dates      | Site | Times            |
|------------|------|------------------|
| Aug. 10-12 | WSH  | 4:05, 4:05, 4:05 |

## YEAR-BY-YEAR SERIES RESULTS

| Year          | Home       | Road       | Totals     |
|---------------|------------|------------|------------|
| 2005          | 0-0        | 0-3        | 0-3        |
| 2014          | 3-0        | 0-0        | 3-0        |
| 2017          | 1-2        | 0-0        | 1-2        |
| <b>Totals</b> | <b>4-2</b> | <b>0-3</b> | <b>4-5</b> |

# THE A'S ELEPHANT

After helping form the American League in 1901, New York Giants manager John McGraw dismissed the A's with contempt by calling them "The White Elephants," implying Connie Mack should not be allowed to spend money without supervision. Mack defiantly adopted the White Elephant as the team insignia and in 1902, the Athletics won their first American League pennant.


The White Elephant remained the team's mascot and later that decade, made its first appearance on the A's team sweaters. In 1918, the Elephant saw its first game action when Mack had the pachyderm symbol (in blue with a white "A" inside) placed on the left sleeve of every player.

By 1920, Mack had fully adopted the Elephant as the team's symbol. The traditional "A" on front of the team's jersey was replaced by a blue elephant logo. After a few poor seasons, Mack decided change was in order. So, in 1924, the blue elephant was replaced by the traditional white elephant on the team's jersey and the A's played better ball for the next few years.

In 1928, Mack decided the elephant had worn out its brief welcome on the A's jersey fronts and replaced the logo with the familiar "A" on the uniform. The A's went on to win two World Championships and an AL crown in the next three years, although the resurgence was probably due more to the additions of Foxx, Simmons, Grove and Cochrane than the Elephant's absence.

That was the last year for the Elephant on the A's uniform until 1955, when the A's, now in Kansas City, added the patch to their uniform sleeves. However, when Charlie Finley purchased the team in the early 1960's, the Elephant was once again sent packing and replaced by, of all animals, a mule.

Prior to the 1988 season, the A's brought back a new, more aggressive A's Elephant. In 1995, the traditional A's Elephant was reincorporated into many of the team's promotional items and publications and is now a prominent feature on the A's uniform.





## NATIONAL BASEBALL HALL OF FAME AND MUSEUM

25 Main Street, Cooperstown, New York 13326

Phone: (607) 547-7200

Public Relations: (607) 547-0215

E-mail address: [info@baseballhall.org](mailto:info@baseballhall.org)

Website: [baseballhall.org](http://baseballhall.org)

Summer Hours: Memorial Day Weekend - Labor Day Weekend: 9 a.m. to 9 p.m.

Regular Hours: 9 a.m. to 5 p.m.

Holiday Closings: Thanksgiving Day, Christmas Day, and New Year's Day.

**DIRECTORY:** Jane Forbes Clark (Chairman), Joe Morgan (Vice Chairman), Tim Mead (President), Jeff Jones (Senior Vice President of Finance and Administration), Sean Gahagan (Vice President, Retail Merchandising & Licensing), Erik Strohl (Vice President, Exhibitions and Collections), Ken Meifert (Vice President, Sponsorship & Development)  
**RESEARCH AND LIBRARY CONTACTS:** Jim Gates (Librarian)  
**PR CONTACTS:** Jon Shestakofsky (Vice President, Communications & Education) and Craig Muder (Comm. Director)

### HALL OF FAME WEEKEND 2020: July 24-27

**Class of 2020:** Derek Jeter, Marvin Miller, Ted Simmons and Larry Walker

**Awards Presentation:** Sat. July 25, 4:30 p.m. ET **Induction:** Sun. July 26, 1:30 p.m. ET, Clark Sports Center

### ATHLETICS IN THE HALL OF FAME

A total of 41 players, managers and executives in the Hall of Fame spent some of their professional careers with the Philadelphia/Kansas City/Oakland Athletics, including 2019 electee Harold Baines. Fourteen of the 41 spent the majority of their careers in an Athletics uniform, including Frank Baker (1908-1914), Chief Bender (1903-1914), Mickey Cochrane (1925-1933), Dennis Ekersley (1987-1995), Rollie Fingers (1968-1976), Jimmie Foxx (1925-1935), Lefty Grove (1925-1933), Rickey Henderson (1979-1984, 1989-1993, 1994-1995, 1998), Catfish Hunter (1965-1974), Reggie Jackson (1967-1975, 1987), Connie Mack (1901-1950), Eddie Plank (1901-1914), Al Simmons (1924-1932) and Rube Waddell (1902-1907). For a complete list of Philadelphia/Kansas City/Oakland Athletics in the Hall of Fame, visit the "Hall of Famers" team pages at [www.baseballhall.org](http://www.baseballhall.org).

### NOTABLE ATHLETICS ARTIFACTS IN COOPERSTOWN

- Cap worn by Mike Fiers when he pitched a no-hitter against the Reds on May 7, 2019.
- Jersey worn by 2018 MLB home run leader Kris Davis when he hit his 44<sup>th</sup> and 45<sup>th</sup> home runs of the season on Sept. 21/
- Spikes worn by Dallas Braden during his perfect game against the Tampa Bay Rays May 9, 2010, along with a ball and a score sheet from the game.
- Ball pitched by Brad Ziegler on July 27, 2008, to record the out that set the mark for most innings pitched at the beginning of a major league career without allowing a run, and his spikes from the record-setting streak.
- Prototype ticket book for 2008 season.
- Jersey worn by pitcher Tim Hudson during the 2004 season.
- Ball hit by Scott Hatteberg for a game-winning home run in Oakland's AL record 20<sup>th</sup> straight win, in September 2002.
- Lineup card from American League-tying 19<sup>th</sup> consecutive win, in September 2002.
- Ball and glove from Randy Velarde's unassisted triple play on May 29, 2000; it was the 10<sup>th</sup> in history.
- Spikes worn by Rickey Henderson while breaking Lou Brock's single-season stolen base record in 1982.
- Ball from Catfish Hunter's perfect game on May 8, 1968.



Cap worn by Mike Fiers during his May 7, 2019, no-hitter.

### A LOOK AHEAD TO 2021

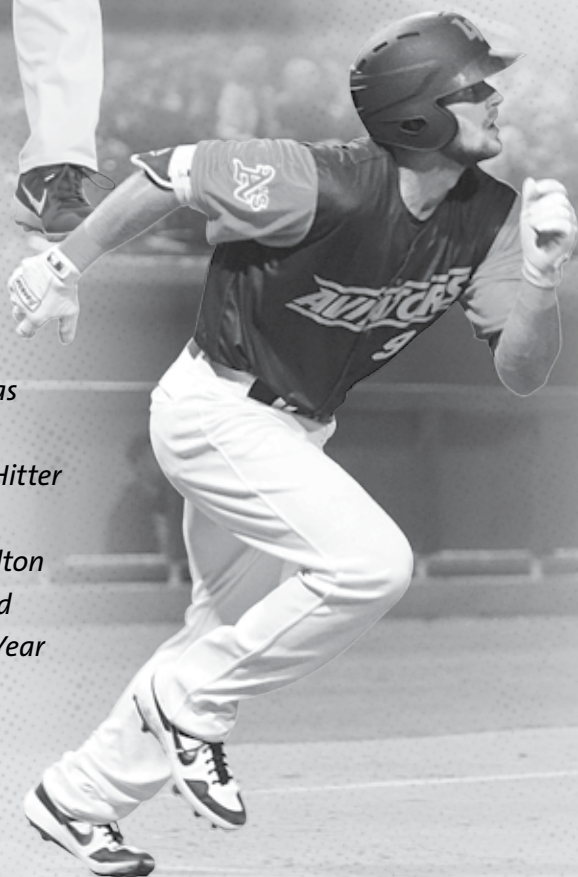
Ballots for the 2021 Hall of Fame/BBWAA election will be distributed following the 2020 season with results from the voting scheduled to be announced in January 2021. A partial list of first-year candidates for election includes Mark Buehrle, Tim Hudson, Torii Hunter and Aramis Ramirez. Historical information on past BBWAA elections and the election process can be accessed at [www.baseballhall.org](http://www.baseballhall.org) or by contacting the Hall of Fame Communications department.

### CONNECT TO COOPERSTOWN

- For up-to-the-minute news from Cooperstown, visit at [www.baseballhall.org](http://www.baseballhall.org). Stay up-to-date on all the activity at the Hall of Fame's official site and through social networking on Facebook, Instagram, Twitter and YouTube.
- If you would like to receive interesting stories and timely news items direct from the Hall of Fame and get the inside track on the latest happenings in Cooperstown, sign up for *Inside Pitch*. There's no cost to receive our weekly electronic newsletter in your e-mail box at home or work and it's easy to enroll: Just log on to [www.baseballhall.org/media/museum-facts](http://www.baseballhall.org/media/museum-facts).
- If you have an interest in receiving *Around The Horn*, the Hall's monthly media newsletter, please send an e-mail to [info@baseballhall.org](mailto:info@baseballhall.org). Be sure to include your name, name of organization and e-mail address. Or visit [www.baseballhall.org/media-info](http://www.baseballhall.org/media-info).

### RESEARCH ASSISTANCE

The Hall of Fame is pleased to provide assistance in baseball research and members of the media are encouraged to utilize this valuable baseball resource whenever necessary by calling the Public Relations department at (607) 547-0215, or the Library Reference desk at (607) 547-0330.



*Seth Brown was named the A's Organization Hitter of the Year in 2019 and Daulton Jefferies earned Pitcher of the Year honors.*

**PLAYER DEVELOPMENT**

# ATHLETICS MINOR LEAGUE DIRECTORY

## SCOUTING DIRECTORY

|   |   |
|---|---|
| Assistant General Manager/Major League and International Operations | Dan Feinstein   |
| Assistant General Manager, Director of Player Personnel             | Billy Owens   |
| Director of Scouting  | Eric Kubota   |
| Director of Latin American Operations                               | Raymond Abreu   |
| Assistant Director of Scouting                                      | Sean Rooney   |
| Special Assistant to Scouting and International Operations          | Steve Sharpe  |
| Professional Scouts   | Shoody Babitt, Jeff Bittiger, Grant Brittain, Dan Freed, Trevor Ryan, Will Schock, Tom Thomas, Mike Ziegler |
| West Coast Supervisor   | Scott Kidd  |
| Midwest Supervisor  | Mark Adair  |
| Midwest Supervisor  | Armann Brown  |
| East Coast Supervisor   | Marc Sauer  |
| Master Pitching Scout   | John Hughes   |
| Latin American Scouting Supervisor                                  | Juan Mosquera   |
| Coordinator, Pacific Rim  | Adam Hislop   |
| Assistant Director, Scouting & Baseball Operations                  | Haley Alvarez   |
| Coordinator, Scouting & Baseball Operations                         | Greg Ledford  |

## PLAYER DEVELOPMENT DIRECTORY

|  |                       |
|--|-----------------------|
| Director of Player Development                               | Ed Sprague            |
| Special Advisor, Player Development                          | Keith Lieppman        |
| Special Assistant to the General Manager                     | Grady Fuson           |
| Director of Minor League Operations                          | Zak Basch             |
| Director of Baseball Administration                          | Pamela Pitts          |
| Manager, Minor League Operations                             | Nancy Moriuchi        |
| Minor League Hitting Coordinator                             | Jim Eppard            |
| Minor League Pitching Coordinator                            | Gil Patterson         |
| Minor League Infield Coordinator                             | Juan Navarrete        |
| Minor League Outfield and Baserunning Coordinator            | Steve Scarson         |
| Minor League Catching Coordinator                            | Gabe Ortiz            |
| Arizona Field Coordinator                                    | Aaron Nieckula        |
| Supervisor of Latin American Player Development              | Eddie Menchaca        |
| Throwing Performance Coach                                   | Casey Upperman        |
| Senior Coordinator of Medical Services                       | Larry Davis           |
| Minor League Medical Coordinator                             | Nate Brooks           |
| Minor League Rehab Coordinator                               | Travis Tims           |
| Minor League Pitching Rehab Coordinator                      | Craig Lefferts        |
| Latin American Medical Coordinator                           | Javier Alvidrez       |
| Minor League Strength and Conditioning Coordinator           | A.J. Seeliger         |
| Minor League Assistant Strength and Conditioning Coordinator | Omar Hamed            |
| Latin American Strength and Conditioning Coordinator         | J.D. Howell           |
| Major and Minor League Coordinator of EAP Services           | Marc Strickland, PsyD |
| Assistant Minor League Coordinator of EAP Services           | Ed Chavez             |
| Assistant Minor League Coordinator of EAP Services           | Jim Bauman            |
| Manager, Minor League Equipment                              | Thomas Miller         |
| Senior Coordinator of Educational and Cultural Programs      | Kelvin Todd           |
| Coordinator of Educational and Cultural Programs             | Luis Victoria         |
| Minor League Technology and Development Manager              | Ed Gitlitz            |
| Minor League Video Assistant                                 | Taylor Schmid         |
| Senior Facility Manager, Arizona                             | James Gibson          |
| Arizona Clubhouse Manager                                    | Chad Yaconetti        |
| Arizona Clubhouse Assistant                                  | Derek Smith           |
| Arizona Clubhouse Assistant                                  | Ty Ketterling         |
| Head Groundskeeper, Arizona                                  | Chad Huss             |
| Assistant Groundskeeper, Arizona                             | Greg Hofer            |

## TERRITORIAL SCOUTS

| Name            | Territory                                  | Resides         |
|-----------------|--|-----------------|
| Steve Abney     | Kansas, Nebraska, Missouri, Arkansas, Iowa | Lawrence, KS    |
| Anthony Aliotti | Southern California                        | Los Angeles, CA |
| Anthony Aloisi  | Alabama, Florida Panhandle, Tennessee      | Nashville, TN   |
| Neil Avent      | North Carolina, South Carolina             | Charlotte, NC   |
| Jim Coffman     | Alaska, Idaho, Montana, Oregon, Washington | Portland, OR    |

|                 |   |                     |
|-----------------|---|---------------------|
| Steve Cohen     | South Texas   | Spring, TX          |
| Ruben Escalera  | Puerto Rico   | Carolina, PR        |
| Tripp Faulk     | DC, Delaware, Maryland, Virginia, West Virginia               | Richmond, VA        |
| Julio Franco    | South Florida   | Weston, FL          |
| Matt Higginson  | Canada, Western New York, Pennsylvania                        | Grimsby, ON         |
| Derek Lee       | Illinois, Minnesota, North Dakota, South Dakota, Wisconsin    | Frankfort, IL       |
| Kevin Mello     | Northern California, Northern Nevada                          | El Cerrito, CA      |
| Kelcey Mucker   | Louisiana, Mississippi, West Tennessee                        | Baton Rouge, LA     |
| Chris Reilly    | Oklahoma, North Texas   | Rockwall, TX        |
| Trevor Schaffer | Florida   | Belleair, FL        |
| Rich Sparks     | Indiana, Kentucky, Michigan, Ohio                             | Macomb Township, MI |
| Jemel Spearman  | Georgia, North Florida  | Cumming, GA         |
| Dillon Tung     | Southern California   | Los Angeles, CA     |
| Jeff Urlaub     | Arizona, Colorado, Southern Nevada, New Mexico, Utah, Wyoming | Phoenix, AZ         |
| Ron Vaughn      | New Jersey, New England, Eastern New York                     | Windsor, CT         |

**INTERNATIONAL SCOUTS**

| <u>Territory</u>   | <u>Name</u>  |
|--------------------|--|
| Dominican Republic | Yendri Bachelor, Juan Carlos De La Cruz, Angel Eusebio, Wilfredo Magallanes, Amaury Reyes          |
| Venezuela          | Daniel Tovar, Ruben Barradas, Andri Garcia, Argenis Paez, Oswaldo Troconis, Juan Carlos Villanueva |
| Australia          | Dan Between  |
| Colombia           | Tito Quintero  |
| Japan              | Toshiyuki Tomizuka   |
| South Korea        | Lewis Kim  |

**ATHLETICS SCOUTING ASSIGNMENTS**



**Steve Abney**  
KS, NE, MO, AR, IO



**Mark Adair**  
Midwest Supervisor



**Anthony Aliotti**  
Southern CA



**Anthony Aloisi**  
AL, FL Panhandle, TN



**Neil Avent**  
NC, SC



**Shooty Babitt**  
Professional Scout



**Jeff Bittiger**  
Professional Scout



**Grant Brittain**  
Professional Scout



**Armann Brown**  
Midwest Supervisor



**Jim Coffman**  
AK, ID, MT, OR, WA



**Steve Cohen**  
South TX



**Ruben Escalera**  
Puerto Rico



**Tripp Faulk**  
DC, DE, MD, VA, WV



**Julio Franco**  
So. FL



**Dan Freed**  
Professional Scout



**Matt Higginson**  
Canada, Western NY, PA



**John Hughes**  
Master Pitching Scout



**Scott Kidd**  
West Coast Supervisor

PLAYER DEVELOPMENT

## Athletics Scouting Assignments, continued



**Derek Lee**  
IL, MN, ND, SD, WI



**Kevin Mello**  
No. CA, No. NV



**Kelcey Mucker**  
LA, MS, West TN



**Chris Reilly**  
OK, North TX



**Sean Rooney**  
Assistant Director of  
Scouting



**Trevor Ryan**  
Professional Scout



**Marc Sauer**  
East Coast  
Supervisor



**Trevor Schaffer**  
FL



**Will Schock**  
Professional Scout



**Rich Sparks**  
IN, KY, MI, OH



**Jemel Spearman**  
GA, No. FL



**Tom Thomas**  
Professional Scout



**Dillon Tung**  
So. CA



**Jeff Urlaub**  
AZ, CO, So. NV, NM,  
UT, WY



**Ron Vaughn**  
NJ, New England,  
E. NY



**Mike Ziegler**  
Professional Scout

### A'S RECENT MINOR LEAGUE AFFILIATES

| Year | Triple-A   | Double-A   | Single-A | Short Season Single-A | Rookie          |             |
|------|------------|------------|----------|-----------------------|-----------------|-------------|
| 2019 | Las Vegas  | Midland    | Stockton | Beloit                | Vermont         | Arizona (2) |
| 2018 | Nashville  | Midland    | Stockton | Beloit                | Vermont         | Arizona     |
| 2017 | Nashville  | Midland    | Stockton | Beloit                | Vermont         | Arizona     |
| 2016 | Nashville  | Midland    | Stockton | Beloit                | Vermont         | Arizona     |
| 2015 | Nashville  | Midland    | Stockton | Beloit                | Vermont         | Arizona     |
| 2014 | Sacramento | Midland    | Stockton | Beloit                | Vermont         | Arizona     |
| 2013 | Sacramento | Midland    | Stockton | Beloit                | Vermont         | Arizona     |
| 2012 | Sacramento | Midland    | Stockton | Burlington            | Vermont         | Arizona     |
| 2011 | Sacramento | Midland    | Stockton | Burlington            | Vermont         | Arizona     |
| 2010 | Sacramento | Midland    | Stockton | Kane County           | Vancouver       | Arizona     |
| 2009 | Sacramento | Midland    | Stockton | Kane County           | Vancouver       | Arizona     |
| 2008 | Sacramento | Midland    | Stockton | Kane County           | Vancouver       | Arizona     |
| 2007 | Sacramento | Midland    | Stockton | Kane County           | Vancouver       | Arizona     |
| 2006 | Sacramento | Midland    | Stockton | Kane County           | Vancouver       | Arizona     |
| 2005 | Sacramento | Midland    | Stockton | Kane County           | Vancouver       | Arizona     |
| 2004 | Sacramento | Midland    | Modesto  | Kane County           | Vancouver       | Arizona     |
| 2003 | Sacramento | Midland    | Modesto  | Kane County           | Vancouver       | Arizona     |
| 2002 | Sacramento | Midland    | Modesto  | Visalia               | Vancouver       | Arizona     |
| 2001 | Sacramento | Midland    | Modesto  | Visalia               | Vancouver       | Arizona     |
| 2000 | Sacramento | Midland    | Modesto  | Visalia               | Vancouver       | Arizona     |
| 1999 | Vancouver  | Midland    | Modesto  | Visalia               | Southern Oregon | Arizona     |
| 1998 | Edmonton   | Huntsville | Modesto  | Visalia               | Southern Oregon | Arizona     |
| 1997 | Edmonton   | Huntsville | Modesto  | Visalia               | Southern Oregon | Arizona     |
| 1996 | Edmonton   | Huntsville | Modesto  | West Michigan         | Southern Oregon | Arizona     |
| 1995 | Edmonton   | Huntsville | Modesto  | West Michigan         | Southern Oregon | Arizona     |



# ATHLETICS MINOR LEAGUE AFFILIATES

## LAS VEGAS AVIATORS (TRIPLE-A)

Las Vegas Ballpark  
1650 S. Pavilion Center Drive  
Las Vegas, NV 89135  
(702) 943-7200  
FAX: 943-7214

[www.aviatorslv.com](http://www.aviatorslv.com)

**League:** Pacific Coast League  
**President/CEO:** Don Logan  
**General Manager:** Chuck Johnson  
**Media Relations:** Jim Gemma  
[jgemma@aviatorslv.com](mailto:jgemma@aviatorslv.com); (702) 943-7226  
**Manager:** Fran Riordan  
**Pitching Coach:** Rick Rodriguez  
**Hitting Coach:** Todd Steverson  
**Coach:** Hiram Bocachica  
**Athletic Trainer:** Justin Whitehouse  
**Assistant Athletic Trainer:** Tony Leo  
**Strength and Conditioning:** Henry Torres



## MIDLAND ROCKHOUNDS (DOUBLE-A)

Security Bank Ballpark  
5514 Champions Drive  
Midland, TX 79706  
(432) 520-2255  
FAX: 520-8326

[www.midlandrockhounds.org](http://www.midlandrockhounds.org)

**League:** Texas League  
**Principal Owners:** Miles Prentice, Bob Richmond  
**President:** Miles Prentice  
**General Manager:** Monty Hoppel  
**Media Relations:** Nathan Hymel  
[nhymel@midlandrockhounds.org](mailto:nhymel@midlandrockhounds.org); (432) 520-2255  
**Manager:** Scott Steinmann  
**Pitching Coach:** Steve Connelly  
**Hitting Coach:** Tommy Everidge  
**Coach:** Juan Dilone  
**Athletic Trainer:** Shane Zdebiak  
**Strength and Conditioning:** Matt Mosiman



## STOCKTON PORTS (SINGLE-A)

Banner Island Ballpark  
404 West Fremont Street  
Stockton, CA 95203  
(209) 644-1900  
FAX: 644-1931

[www.stocktonports.com](http://www.stocktonports.com)

**League:** California League  
**Chairman/CEO:** Tom Volpe  
**President:** Pat Filippone  
**General Manager:** TBA  
**Media Relations:** Alec Henden  
[ahenden@stocktonports.com](mailto:ahenden@stocktonports.com); (209) 644-1953  
**Manager:** Bobby Crosby  
**Pitching Coach:** Chris Smith  
**Hitting Coach:** Brian McArn  
**Coach:** Javier Herrera  
**Athletic Trainer:** Nick Voelker  
**Strength and Conditioning:** Connor Hughes



## BELOIT SNAPPERS (SINGLE-A)

Pohlman Field  
2301 Skyline Drive  
Beloit, WI 53511  
(608) 362-2272  
FAX: 362-0418

[www.snappersbaseball.com](http://www.snappersbaseball.com)

**League:** Midwest League  
**President:** Dennis Conerton  
**General Manager:** Jeff Gray  
**Media Relations:** Benjamin Vigliarolo  
[bvigliarolo@snappersbaseball.com](mailto:bvigliarolo@snappersbaseball.com); (608) 362-2272  
**Manager:** Lloyd Turner  
**Pitching Coach:** Don Schulze  
**Hitting Coach:** Javier Godard  
**Coach:** Craig Konkin  
**Athletic Trainer:** Brian "Doc" Thorson  
**Strength and Conditioning:** Kevin Guild



## VERMONT LAKE MONSTERS (SHORT-A)

Centennial Field  
1 King Street Ferry Dock  
Burlington, VT 05401  
(802) 655-4200  
FAX: 655-5660

[www.vermontlakemonsters.com](http://www.vermontlakemonsters.com)

**League:** New York-Penn League  
**Principal Owner/President:** Ray Pecor  
**Vice President:** Kyle Bostwick  
**General Manager:** Joe Doud  
**Media Relations:** Paul Stanfield  
[paul.lakemonsters@hotmail.com](mailto:paul.lakemonsters@hotmail.com); (802) 363-8586  
**Manager:** Rick Magnante  
**Pitching Coach:** Carlos Chavez  
**Hitting Coach:** Francisco Santana  
**Coach:** Rico Brogna  
**Athletic Trainer:** Toshi Nagahara  
**Strength and Conditioning:** TBA



## ARIZONA A'S (ROOKIE)

Lew Wolff Training  
Complex at Fitch Park  
160 E. Athletics Way  
Mesa, AZ 85201  
(480) 387-5800  
FAX: (480) 387-5830  
**League:** Arizona League



## GREEN

**Manager:** Anthony Phillips  
**Pitching Coach:** Bryan Corey  
**Hitting Coach:** Ruben Escalera  
**Coach:** Adam Rosales  
**Athletic Trainer:** Chris Lessner

## GOLD

**Manager:** Webster Garrison  
**Pitching Coach:** Gabriel Ozuna  
**Hitting Coach:** Kevin Kouzmanoff  
**Coach:** Eddie Menchaca  
**Athletic Trainer:** Jake Routhier  
**Strength & Conditioning:** Scott Smith

## MINOR LEAGUE FIELD STAFF

### JIM EPPARD

#### Minor League Hitting Coordinator



Originally drafted by the A's in the 13th round of the 1982 draft out of Cal, Jim Eppard rejoined the A's in 2016 as the organization's minor league hitting coordinator. Prior to that, he spent two seasons as assistant hitting coordinator for Los Angeles (AL) after serving as the club's hitting coach from May 15, 2012 through the end of the 2013 season. Before coaching the big league squad, he served as hitting coach at Triple-A Salt Lake for nine-plus seasons from 2003-12. Prior to joining the Angels organization, he spent eight seasons in the Rockies minor league system as hitting coach for Triple-A Colorado Springs (2000-02) and as manager at three different Rockies affiliates from 1995-99.

As a player, he spent 12 years in pro baseball, including four as a Major Leaguer with the Angels and Blue Jays. He hit .281 in 82 career Major League games and is a lifetime .310 hitter in 1,199 minor league games, winning four minor league batting titles in four different leagues.

Jim lives in Rapid City, S.D., with his wife Lou Ann. They have a daughter, Hannah.

### GIL PATTERSON

#### Minor League Pitching Coordinator



Gil Patterson returns for his fifth season of his third stint as the A's minor league pitching coordinator after spending the previous three seasons in similar roles with the New York Yankees (2013-15). He previously held this position with the A's in 1996 and from 2008-12. Prior to his second stint with the A's, he spent three years coaching in the Yankees minor league system with the GCL Yankees (2006-07) and Triple-A Columbus (2005).

He has also served as Toronto's bullpen coach in 2001 and its pitching coach from 2002-04, after serving as the Arizona minor league pitching coordinator from 1997-2000. Patterson originally joined the Oakland organization in 1991, coaching in the Arizona Rookie League in Scottsdale. He coached for the A's Single-A affiliate in Madison from 1992-93, Single-A West Michigan in 1994 and the Rookie League Scottsdale A's in 1995 before his first stint as the roving minor league pitching instructor in 1996.

He began his coaching career at Triple-A Columbus and Single-A Oneonta with the New York Yankees organization in 1984. Patterson was the Yankees first selection of the secondary phase of the 1975 June draft. He made his professional debut that year with Single-A Oneonta, leading the New York-Penn League in strikeouts (97). Patterson tossed a no-hitter on June 28, 1976 with Double-A West Haven before being promoted to Triple-A Syracuse. He opened the 1977 season in Syracuse before making his Major League debut with the Yankees at age 21. He appeared in 10 games (six starts) with the eventual World Series champions in 1977 while posting a 1-2 record and 5.45 ERA.

Patterson suffered a torn rotator cuff and spent considerable time on the disabled list in 1978 and 1979. He pitched in the Yankees minor league system in 1980-81 and the San Francisco Giants organization in 1982 before having career-ending Tommy John surgery following Spring Training in 1983. In total, Patterson underwent eight operations during his career.

Patterson makes his offseason home in Odessa, Fla., with his wife, Jan. The couple has four children — Brandy, Raquel, Kyle and G.T.

### COLISEUM BATTING PRACTICE SCHEDULE

|                  | 12:37 Game Time | 1:07 Game Time | 6:07 Game Time | 7:07 Game Time |
|------------------|-----------------|----------------|----------------|----------------|
| A's Hit          | Until 11:00     | Until 11:30    | Until 4:30     | Until 5:30     |
| Visitors Hit     | 11:00 – 11:40   | 11:30 – 12:10  | 4:30-5:10      | 5:30 – 6:10    |
| A's Infield      | 11:40 – 11:50   | 12:10 – 12:20  | 5:10-5:20      | 6:10 – 6:20    |
| Visitors Infield | 11:50 – 12:00   | 12:20 – 12:30  | 5:20-5:30      | 6:20 – 6:30    |




## JUAN NAVARRETE

### Minor League Infield Coordinator

Juan Navarrete is in his first season as the A's minor league infield coordinator after spending three seasons as the minor league defensive coordinator; two seasons as the minor league defensive, baserunning and bunting coordinator; 12 seasons as minor league roving infield instructor; and two years as minor league roving hitting instructor. Navarrete spent the previous seven seasons as a minor league manager and compiled a 390-338 (.536) record during that span. In his first two seasons as a manager for the A's Arizona Rookie League team (1995-97), he earned manager and co-manager of the year honors after guiding the team to first- and second-place finishes, respectively. Navarrete was promoted to Single-A Modesto in 1998 and took over the managerial duties at Single-A Visalia in 1999, where he guided the Oaks to playoff appearances in two of his three seasons.

A former infielder, Navarrete's playing career spanned 21 years (1970-90). He spent the majority of his career with the Saltillo Saraperos of the Mexican League as a player (1970-71; 78-82) and as a player-manager (1983-85). Navarrete was an eight-time All-Star and a member of Saltillo's 1980 championship squad. He also played six seasons in the Montreal organization (1972-77). Navarrete spent his winters in the Mexican-Pacific Winter League (1972-90) and is among the all-time leaders in various statistical categories. In 1998, Navarrete was inducted into the Mexican Baseball Hall of Fame.

Navarrete makes his home in San Tan Valley, Ariz., with his wife, Maria, and two daughters, Airam and Ana.



## STEVE SCARSONE

### Minor League Outfield and Baserunning Coordinator

Steve Scarsonne enters his first season as minor league outfield and baserunning coordinator after serving as minor league roving infield and baserunning instructor in 2019 and as a traveling instructor from 2017-19.

Prior to working as a traveling instructor, he served four seasons as the manager of the A's top minor league affiliate, including earning the Pacific Coast League's Manager of the Year Award in 2016. Scarsonne previously managed Midland (2011-12), Stockton (2010) and Kane County (2009) in the A's system, as well as Lancaster (2002) and South Bend (2001). He also served as Oakland's interim third base coach for the last half of the 2017 season.

Scarsonne played seven seasons as a Major League utility infielder with Philadelphia (1992), Baltimore (1992), San Francisco (1993-96), St. Louis (1997) and Kansas City (1999). He had his best season in 1995, batting .266 with 11 home runs and 29 RBI for the Giants. Scarsonne was originally drafted by Philadelphia in the 2nd round of the 1986 draft. He played six seasons in the minors before making his Major League debut with the Phillies in 1992.

Scarsonne makes his offseason home in Scottsdale, Ariz., with his wife, Becki. The couple has two children, a daughter, Leah, and son, Ty.



## GABE ORTIZ

### Minor League Catching Coordinator

Gabe Ortiz enters his first season as minor league catching coordinator and his 14th with the A's organization, which includes five years as a player.

He joined the organization at 20 years old and spent five seasons as a catcher in the A's system. He reached as high as Double-A Midland and was a career .238 hitter with eight homers in 146 games. He has been part of the AZL A's coaching staff as general assignment coach since 2012.

Ortiz resides in Gilbert, Ariz., with his wife, Gerri, and children, Gabriel Jr., Gavin and Genevieve.



## AARON NIECKULA

### Arizona Field Coordinator

Aaron Nieckula enters his first season as the A's Arizona field coordinator, overseeing on-field instruction for Arizona-based programs, after serving as minor league spring training coordinator in 2019.

Nieckula has also managed in the A's farm system, most recently at Short-Season Vermont (2015-19). He also managed Double-A Midland (2013-14), Single-A Burlington from 2011-12, Single-A Stockton (2009) and Kane County (2006-08; 2010). Nieckula guided the Rockhounds to the Texas League championship in 2014, the Bees to playoff appearances in 2011-12, and the Cougars to the Midwest League championship series in 2006. He served as hitting coach for Kane County during the 2004-05 seasons.

Nieckula was drafted by the Oakland A's in the 22nd round of the 1998 First Year Player Draft out of the University of Illinois. The former catcher spent four seasons with the A's organization (1998-2001) before finishing his playing career with the San Francisco organization in 2002. He played in 319 minor league games, recording a .257 batting average with 12 homers and 130 RBI.

Nieckula resides in Yorkville, Ill. with his wife, Renee, and three daughters, Ariyana, Hailey and Trinity.



## EDDIE MENCHACA

### Supervisor of Latin America Player Development

Eddie Menchaca enters his second season as the supervisor of Latin American player development. He joined the A's organization in 2018 as manager for the A's affiliate in the Arizona Rookie League and spent two seasons in that role.

Menchaca was a 36th round draft choice out of South Mountain Community College (Phoenix, Ariz.) by the Seattle Mariners in 1999. The infielder played five seasons of affiliated baseball, reaching as high as Double-A San Antonio with the club in 2005.

He resides in Phoenix, Ariz., with his two boys, Jonathan and Anthony.



## CASEY UPPERMAN

### Throwing Performance Coach

Casey Upperman enters his first season as Throwing Performance Coach and his first season with the Athletics organization.

Drafted in the 47th round of the 2010 MLB First-Year Player Draft by the Arizona Diamondbacks, Upperman played professionally with the Arizona, Washington and Baltimore organizations, as well as with the Normal Cornbelters and Cleburne Railroaders of the American Association from 2010 to 2017.

Upperman was born and raised in Phoenix, Ariz., and attended Notre Dame Preparatory in Scottsdale, Ariz., and Yavapai College in Prescott, Ariz. He currently owns a training facility in Phoenix, Rotational Athlete Solutions, where he trains pitchers and golfers.

Upperman resides in Phoenix with his two dogs, Fitz and Floyd.



## LARRY DAVIS

### Senior Coordinator of Medical Services

Larry Davis begins his 48th season with the A's organization and his fourth as senior coordinator of medical services. He spent the previous nine seasons as coordinator of medical services. Davis oversees and administrates all health and injury issues throughout the organization.

Before his current post, Davis served 10 seasons (1998-2007) as the A's head trainer and 14 previous years (1984-97) as an assistant trainer for the big league club. A native of Tucson, Ariz., Davis attended the University of Arizona where he majored in physical edu-



cation. He began his baseball career in 1973 as the head trainer, traveling secretary and equipment manager of the Tucson Toros, then Oakland's Triple-A affiliate. He remained in that capacity for 11 seasons as the affiliate moved to San Jose, Vancouver, Ogden and Tacoma.

Larry makes his home in Mesa, Ariz., with his wife, Suzi.

## NATE BROOKS

### Minor League Medical Coordinator

Nate Brooks enters his fourth season as the A's minor league medical coordinator after spending the previous four seasons as the organization's minor league rehab coordinator. This is Brooks' 16th season in the A's organization, previously serving as the trainer for Single-A Stockton (2010-12), Single-A Kane County (2008-09), Short-Season Vancouver (2006-07) and the Rookie-Level Arizona A's (2005).

Brooks earned his undergraduate degree in exercise science from Murray State in 2002, and his master's degree in biomechanics from Auburn in 2005. He is a certified member of the National Athletic Trainers' Association.

Brooks resides in Phoenix, Ariz., with his wife, Sarah, and son, Cad.



## TRAVIS TIMS

### Minor League Rehab Coordinator

Travis Tims is in his fourth season as the A's minor league rehab coordinator. He spent nine seasons in the A's farm system as athletic trainer with Short-Season Vancouver (2008-10), Short-Season Vermont (2011), Single-A Burlington (2012) and Single-A Stockton (2013-16). He was named athletic trainer of the year in the Northwest League in 2010 and California League in 2015.

Tims began his career as an intern with the Seattle Mariners Arizona Rookie League team in 2007.

Tims obtained his degree in exercise and sports science at Oregon State University. He is a native of Santa Fe, N.M., and currently resides in Gilbert, Ariz., with his wife, Katelyn, and daughter, Charlotte.



## CRAIG LEFFERTS

### Minor League Pitching Rehab Coordinator

Former Major League pitcher Craig Lefferts returns for his sixth season as minor league pitching rehab coordinator after spending 12 seasons as a pitching coach in Oakland's minor league system with Double-A Midland (2003), Short-Season Vancouver (2004-2010), Single-A Stockton (2011-12) and Short-Season Vermont (2013-14). Additionally, Lefferts served in the same capacity at Tennessee (2000-02) and Medicine Hat (1999) in the Toronto Blue Jays system.

In his 12-year Major League career, Lefferts compiled a 58-72 record with a 3.43 ERA, which included stints with the Cubs, Padres, Giants, Orioles, Rangers and Angels. A 9th-round selection by the Cubs in 1980, Lefferts made his Major League debut with Chicago in 1983. In 1984, Lefferts posted a career-best 2.13 ERA for the National League West Division champion Padres and tossed 10 scoreless innings in six postseason appearances. He was the winning pitcher in the final two NLCS games against Chicago and earned the save in the Padres only World Series victory against Detroit.

In 1987, Lefferts made 44 appearances for San Francisco, including three scoreless outings in the NLCS against St. Louis. In 1989, he matched Gary Lavelle's team record for saves by a left-handed pitcher with 20 and appeared in five postseason games, making two appearances in the NLCS against Chicago and three against the A's in the World Series. After recording 23 saves in 1991, he was converted to a starter in 1992 and finished 13-9 with a 3.69 ERA in 27 starts for the Padres. Lefferts retired after making 30 appearances for the California Angels during the 1994 season.

Lefferts and his wife, Wendy, reside in Scottsdale, Ariz., with their five children, Brock, Brady, Taylor, Tanner and Lindsay.



## JAVIER ALVIDREZ

### Latin American Medical Coordinator

Javier Alvidrez enters his third season as Latin American medical coordinator for the Athletics. This is his second stint in the A's organization, having served as a minor league athletic trainer for eight seasons (2000-07), making stops with the AZL Athletics (2000-03), Single-A Modesto (2004) and Double-A Midland (2005-07). He then spent five seasons in the New York Yankees system (2008-12) and five with Seattle as the Mariners Latin America Athletic Training Coordinator (2013-17).

A native of El Paso, Texas, Alvidrez resides in Sun City, Ariz., with his wife, Faviola, and their two daughters, Victoria and Emilia.



## AJ SEELIGER

### Minor League Strength and Conditioning Coordinator

AJ Seeliger joined the Athletics organization in 2013 and is entering his eighth season with the club. Prior to joining the A's, Seeliger spent one season with the Marlins in 2012.

Seeliger earned his bachelor's degree from Washington State University and his master's from A.T. Still University in Kirksville, Mo.

A native of Winnemucca, Nev., Seeliger currently resides in Gilbert, Ariz., with his wife, Ashlie, and son, Samuel.



## OMAR HAMED

### Assistant Minor League Strength and Conditioning Coordinator

Omar Hamed is entering his seventh season in the A's organization. During the offseason, Hamed helps MLB develop its strength & conditioning programs around the world. Prior to joining the Athletics, he spent one season in the Los Angeles Dodgers organization in 2009. Hamed graduated Magna Cum Laude from the Inter-American University of Puerto Rico before earning his master's in Nutrition and Human Performance from Logan University in Chesterfield, Mo.

Hamed resides in Gilbert, Ariz., with his wife, Coraliz, their son, Yadier, and their dog, Malia.



## JD HOWELL

### Latin American Strength and Conditioning Coordinator

JD Howell enters his eighth season with the Oakland Athletics. In the year prior to joining the A's, Howell interned with Stanford University and Albright College in Reading, Pa.

Howell graduated from East Stroudsburg University in East Stroudsburg, Pa., where he played football and majored in exercise science.

A native of Northampton, Penn., Howell currently resides in Phoenix, Ariz., with his wife, Emily



## ED GITLITZ

### Minor League Technology and Development Manager

Ed Gitlitz enters his fourth season as the minor league technology and development manager. He previously worked as a video intern with the Milwaukee Brewers (2011), Toronto Blue Jays (2012), Los Angeles Dodgers (2013-2014), Arizona Diamondbacks (2015) and Synergy Sports Tech (2016) before joining the A's.

He is a dual major from SUNY Cortland with a BA in Political Science and Sports Management and a Masters of Science in Sports Management.



Originally from New City, N.Y., Ed resides in Litchfield Park, Ariz., with his wife, Kristin, daughter, Rebecca, and dog, Kevin.

## CHAD HUSS

### Head Groundskeeper, Arizona



Chad Huss enters his 22nd season in the Athletics organization as the Arizona head groundskeeper. Prior to joining the A's organization, Huss worked for the Wisconsin Timber Rattlers of the Midwest League from 1995-1997. During his time with the Timber Rattlers, Huss was named Midwest League Groundskeeper of the Year in 1996 and 1997.

Originally from Kaukauna, Wis., Huss was a two-sport athlete in high school before going on to play college basketball at UW Fox Valley. His basketball coach was current MLB crew chief Gerry Davis. Davis helped him start his baseball groundskeeping career with the Timber Rattlers.

He currently lives in Chandler, Ariz., with his wife, Laurisa, and three daughters, Katelyn, Ava and Alexis.

### A'S FIRST ROUND DRAFT PICKS

|                            |                               |                            |
|----------------------------|-------------------------------|----------------------------|
| 1965 Rick Monday, OF       | 1986 Scott Hemond, C          | 2003 Brad Sullivan, RHP    |
| 1966 Reggie Jackson, OF    | 1987 Lee Tinsley, OF          | Brian Snyder, 3B (11)      |
| 1967 Brian Bickerton, LHP  | 1988 Stan Royer, 3B           | 2004 Landon Powell, C (12) |
| 1968 Pete Broberg, RHP*    | 1989 None (3)                 | Richie Robnett, OF         |
| 1969 Dan Stanhouse, RHP/SS | 1990 Todd Van Poppel, RHP (4) | 2005 Cliff Pennington, SS  |
| 1970 Dan Ford, OF          | Don Peters, RHP               | 2006 None (13)             |
| 1971 William Daniels, RHP  | 1991 Brent Gates, SS          | 2007 James Simmons, RHP    |
| 1972 Chet Lemon, SS        | 1992 Benji Grigsby, RHP       | 2008 Jemile Weeks, 2B      |
| 1973 Randy Scarbery, RHP   | 1993 John Wasdin, RHP         | 2009 Grant Green, SS       |
| 1974 Jerry Johnson, C*     | 1994 Ben Grieve, OF           | 2010 Michael Choice, OF    |
| 1975 Bruce Robinson, C     | 1995 Ariel Prieto, RHP        | 2011 Sonny Gray, RHP       |
| 1976 Mike Sullivan, RHP*   | 1996 Eric Chavez, SS          | 2012 Addison Russell, SS   |
| 1977 Craig Harris, RHP     | 1997 Chris Enochs, RHP        | 2013 Billy McKinney, OF    |
| 1978 Mike Morgan, RHP      | Eric DuBose, LHP (5)          | 2014 Matt Chapman, 3B      |
| Tim Conroy, LHP (1)        | 1998 Mark Mulder, LHP         | 2015 Richie Martin, SS     |
| 1979 Juan Bustabad, INF*   | 1999 Barry Zito, LHP          | 2016 A.J. Puk, LHP         |
| 1980 Mike King, LHP        | 2000 None (6)                 | 2017 Austin Beck, CF       |
| 1981 Tim Pyznarski, 3B     | 2001 Bobby Crosby, SS         | 2018 Kyler Murray, CF      |
| 1982 None (2)              | Jeremy Bonderman, RHP (7)     | 2019 Logan Davidson, SS    |
| 1983 Stan Hilton, RHP      | 2002 Nick Swisher, OF (8)     |                            |
| 1984 Mark McGwire, 1B      | Joe Blanton, RHP (9)          |                            |
| 1985 Walt Weiss, SS        | John McCurdy, SS              |                            |
|                            | Ben Fritz, RHP (10)           |                            |

\* Did not sign with A's

- |  |  |
|--|--|
| (1) Compensation for the loss of free agent Mike Jorgensen | (10) Compensation for the loss of free agent Jason Istringhausen |
| (2) Choice to Boston as compensation for Joe Rudi          | (11) Compensation for the loss of free agent Ray Durham          |
| (3) Choice to Seattle as compensation for Mike Moore       | (12) Compensation for the loss of free agent Keith Foulke        |
| (4) Compensation for the loss of free agent Dave Parker    | (13) Choice to Washington as compensation for Esteban Loaiza     |
| (5) Compensation for the loss of free agent Mike Bordick   |  |
| (6) Choice to Anaheim as compensation for Mike Magnante    |  |
| (7) Compensation for the loss of free agent Kevin Appier   |  |
| (8) Compensation for the loss of free agent Johnny Damon   |  |
| (9) Compensation for the loss of free agent Jason Giambi   |  |

# LAS VEGAS AVIATORS STAFF

## FRAN RIORDAN

### Manager

Fran Riordan enters his second season as manager of Las Vegas and third season in charge of the A's highest affiliate. He served in the same capacity at Double-A Midland in 2017 and Single-A Beloit the previous two seasons (2015-16). Prior to joining the A's organization, he spent four seasons as manager of the Florence Freedom of the Frontier League of Professional Baseball. He led the team to two playoff berths and is second all-time in Frontier League wins with 625.

Before joining Florence, Riordan managed the Northern League's Lake County Fielders (2010) and Kalamazoo Kings (2004-09), leading the Kings to the 2005 Frontier League title. He also served as a player-manager in the Frontier League from 2000-02, leading the Richmond Roosters to back-to-back league championships in 2001 and 2002.

Riordan made his professional baseball debut in 1997 after playing collegiately at Allegheny College, and enjoyed a seven-year playing career. He resides in Buffalo, N.Y., with his wife, Cassie, and children, Brooke, Sadie and Trent.



### MANAGERIAL RECORD

| Year          | Team          | League                        | Record          | Finish  |
|---------------|---------------|-------------------------------|-----------------|---------|
| 2000          | Dubois County | Frontier League (Independent) | 35-47           | 5th     |
| 2001          | Richmond      | Frontier League (Independent) | 49-35           | 2nd     |
| 2002          | Richmond      | Frontier League (Independent) | 53-31           | 2nd     |
| 2004          | Kalamazoo     | Frontier League (Independent) | 51-45           | 3rd     |
| 2005          | Kalamazoo     | Frontier League (Independent) | 53-43           | 1st     |
| 2006          | Kalamazoo     | Frontier League (Independent) | 47-49           | 4th     |
| 2007          | Kalamazoo     | Frontier League (Independent) | 51-45           | 3rd     |
| 2008          | Kalamazoo     | Frontier League (Independent) | 60-36           | 1st     |
| 2009          | Kalamazoo     | Frontier League (Independent) | 58-38           | 1st     |
| 2010          | Lake County   | Northern League (Independent) | 41-59           | 7th     |
| 2011          | Florence      | Frontier League (Independent) | 39-57           | 6th     |
| 2012          | Florence      | Frontier League (Independent) | 57-39           | 2nd     |
| 2013          | Florence      | Frontier League (Independent) | 53-43           | 3rd     |
| 2014          | Florence      | Frontier League (Independent) | 41-55           | 5th     |
| 2015          | Beloit (A)    | Midwest League                | 55-84           | 7th/5th |
| 2016          | Beloit (A)    | Midwest League                | 59-80           | 6th/8th |
| 2017          | Midland       | Texas League                  | 67-71           | 2nd/3rd |
| 2018          | Nashville     | Pacific Coast League          | 72-68           | 2nd     |
| 2019          | Las Vegas     | Pacific Coast League          | 83-57           | 1st     |
| <b>Totals</b> |               |                               | <b>1024-982</b> |         |

**2005 Playoffs:** Defeated Rockford 3 games to 1 in the semifinals; defeated Chillicothe 3 games to 2 in finals

**2008 Playoffs:** Defeated Gateway 3 games to 1 in the semifinals; defeated by Windy City 3 games to 0 in finals

**2009 Playoffs:** Defeated by Lake Erie 3 games to 2 in the semifinals

**2012 Playoffs:** Defeated Gateway 3 games to 2 in the semifinals; defeated by Southern Illinois 3 games to 1 in the finals

**2013 Playoffs:** Defeated by Schaumburg 3 games to 0 in the semifinals

**2017 Playoffs:** Defeated San Antonio 3 games to 2 in the semifinals; defeated Tulsa 3 games to 2 in the finals

**2019 Playoffs:** Defeated by Sacramento 3 games to 2 in the semifinals

## RICK RODRIGUEZ

### Pitching Coach

Rick Rodriguez returns for his fifth season of his fourth stint as pitching coach of the A's top affiliate after previously serving in that capacity from 2000-02, 2004-10 and 2013-14. He also served as pitching coach for Stockton in 2015, as Oakland's bullpen coach from 2011-12 and as the manager of Single-A Modesto in 2003.

This is his 36th year in the A's organization, including seven seasons as a player and 27 as a minor league coach. Prior to becoming the pitching coach in Sacramento in



2000, he coached for the Rookie-level Arizona League A's (1992), Short-Season Southern Oregon (1993-94) and Single-A Modesto (1995-99).

Rodriguez was originally selected by Oakland in the second round of the 1981 June draft and spent seven seasons with the A's organization, including two in the majors with Oakland. He went 1-2 with a 6.61 ERA in three starts in 1986 and 1-0 with a 2.96 ERA in 15 relief appearances in 1987. Rodriguez also pitched for Cleveland (1988) and San Francisco (1990) in his big league career, compiling a 3-4 record and 5.73 ERA in 31 games, including eight starts. His playing career concluded in 1991 when he made three appearances for Triple-A Phoenix in the Giants farm system.

An East Bay native, Rodriguez was born in Oakland and graduated from Castro Valley High School in 1978. He attended Chabot Junior College in Hayward and the University of California, Riverside. Rodriguez was named to the Castro Valley Sports Hall of Fame in 2011.

Rodriguez currently resides in Folsom, Calif., with his wife, Dana. They have a daughter, Rachel, and son, Ryan.

## TODD STEVERSON

### Hitting Coach

Todd Steverson returns to the A's organization as hitting coach for Las Vegas. He previously served five seasons as hitting coach for the Chicago White Sox at the Major League level.

Prior to that, Steverson spent 10 years with the Athletics organization, most recently in a two-year stint as a roving minor league hitting instructor (2012-13). He also spent one season as hitting coach for Triple-A Sacramento (2011) and two seasons as the A's first base coach on the Major League coaching staff (2009-10). Steverson has also spent four seasons managing in the A's farm system, compiling a 297-264 (.529) record.

Steverson joined the organization in 2004 as hitting coach at Short-Season Vancouver. He was named manager at Single-A Stockton in 2005 and guided the Ports to a 78-62 record and playoff appearance. Steverson returned to Stockton in 2006, then spent one year at Double-A Midland in 2007 before moving to Triple-A Sacramento. His River Cats compiled an 83-61 record and won their second consecutive Triple-A and Pacific Coast League championships in 2008. Steverson began his coaching career in the St. Louis Cardinals farm system and spent five seasons with Potomac (1999; 2001-02), Peoria (2000) and Palm Beach (2003), all Single-A affiliates.

Steverson played professionally for seven seasons, including two seasons in the Major Leagues with Detroit (1995) and San Diego (1996). He compiled a .256 batting average, two home runs and six RBI in 31 games, including 30 with the Tigers and one with the Padres. Steverson was drafted by St. Louis in the sixth round out of Culver City (CA) High School in 1989, but did not sign and attended Arizona State University. Three years later, he was a 1st round pick (25th overall) of Toronto and spent three seasons in the Blue Jays farm system before he was selected by Detroit in the Rule 5 draft. He concluded his playing career at Triple-A Memphis in 1998.

Steverson makes his offseason home in Phoenix, Ariz., with his wife, Theresa, daughter, Joya, and son, Jaryn.



## HIRAM BOCACHICA

### Coach

Hiram Bocachica enters his first season on the coaching staff of Las Vegas after serving as the manager of the Arizona A's Gold team in 2019. He previously served as a traveling instructor for the Oakland A's in 2018. Prior to joining the A's, he served as the hitting and third-base coach for Santurce Crabbers of the Professional Baseball Roberto Clemente League in Puerto Rico in 2017.

Bocachica was selected in the first round of the 1994 First Year Player Draft by the Montreal Expos. He signed as a free agent on Nov. 22, 2004 by the Oakland A's and played a total of eight seasons of Major League baseball, including three with Oakland. In his eight seasons, he amassed 15 home runs and 16 steals in 535 at bats with Oakland, Los Angeles (NL), Detroit, San Diego and Seattle. After retirement in 2012, Bocachica worked as a player agent until 2016 when he started working with the MLB Development Program in Puerto Rico.





A native of Ponce, Puerto Rico, Bocachica resides in Bayamon, Puerto Rico, with his wife, Jocelyn Adorno, two daughters, Aliyah Lyam and Sofia Lyam, and son, Hiram III.

## JUSTIN WHITEHOUSE

### Athletic Trainer

Justin Whitehouse begins his first season with Triple-A Las Vegas and his 20th season in the A's organization. He previously spent 12 seasons with Double-A Midland (2008-19), five with Single-A Kane County (2003-07) and two years with Single-A Visalia (2001-02). He was named Midwest League athletic trainer of the year in 2007.

Whitehouse earned his degree in health education at the University of Nevada at Reno and received his masters in physical education, with an emphasis in athletic training and biomechanics, at San Diego State. He interned with the San Francisco 49ers during spring and summer training camps in 1997 and 1998.

Originally from Stockton, Calif., Whitehouse resides in Reno, Nev., with his wife, Susan, and children, Cassandra and Lance.



## TONY LEO

### Assistant Athletic Trainer

Tony Leo joins the A's after spending 23 seasons with the Twins organization and two as Head Athletic Trainer. Leo attended Bowling Green State University, where he received his B.S. in Sports Management with an Athletic Training emphasis.

A native of Salem, Ohio, he began his career in 1997 with the GCL Twins. Leo was hired full time in 1998 and served as the trainer for Rookie Elizabethton. He was promoted to Single-A Quad Cities, where he spent the 2000-01 seasons. Leo was the trainer for Double-A New Britain from 2002-04 and was named the 2003 Eastern League All-Star Trainer. In 2005, Leo was promoted to Triple-A Rochester and was selected by MLB to work the Arizona Fall League. He served as the Triple-A trainer from 2005-10 and selected as the Triple-A All-Star Game Trainer in 2009. He served as the Twins Major League Assistant Athletic Trainer from 2011-17.

Leo is also a Fellow of Applied Functional Science (FAFS) through the Gray Institute. Tony, his wife, Jennifer, and their daughter, Olivia, live in Schaumburg, Ill.



## HENRY TORRES

### Strength and Conditioning

Henry Torres enters his seventh season in the Athletics organization as a minor league strength and conditioning coach. Prior to joining the A's, Torres served as the strength and conditioning coach with the Short-Season Idaho Falls Chukars in the Kansas City Royals organization.

A native of San Antonio, Texas, Torres graduated from the University of Texas, San Antonio. He currently resides in Alvin, Tex., with his wife, Rudi Ann Cantu-Torres, and son, Henry IV.



### OAKLAND ATHLETICS DAY/NIGHT DOUBLEHEADERS

| Date               | Opponent  | Site            | Day Game | Night Game        |
|--------------------|-----------|-----------------|----------|-------------------|
| August 10, 1971    | Boston    | Fenway Park     | W, 6-5   | W, 7-5            |
| July 22, 1972      | Boston    | Fenway Park     | W, 5-3   | L, 0-3            |
| July 17, 2000      | Colorado  | Coors Field     | W, 11-10 | L, 9-10 (10 inn.) |
| September 20, 2000 | Baltimore | Camden Yards    | L, 0-2   | W, 4-0            |
| August 27, 2011    | Boston    | Fenway Park     | L, 3-9   | L, 0-4            |
| April 2, 2014      | Cleveland | O.co Coliseum   | W, 6-1   | L, 4-6            |
| May 7, 2016        | Baltimore | Camden Yards    | W, 8-4   | L, 2-5            |
| June 7, 2019       | Texas     | Globe Life Park | L, 5-10  | L, 1-3            |



# MIDLAND ROCKHOUNDS STAFF

## SCOTT STEINMANN

### Manager



Scott Steinmann enters his third season as Midland's manager after spending 2017 at the helm in Beloit. He spent the previous 17 seasons as a coach and manager in the Seattle organization. He served as manager at four different levels, including Double-A West Tennessee (2008); Single-A Advanced High Desert (2007); Single-A Wisconsin (2005) and Clinton (2009, 2014-15); and Rookie-level Peoria (2003-04, 2011).

After a three-year career as a catcher in the Mariners farm system, Steinmann began his coaching career as a roving catching instructor with Seattle in 1999, then joined Short-Season Everett as a coach that June. He then coached at Single-A Wisconsin (2000-01) and Single-A Advanced San Bernardino (2002) before making his managerial debut in Peoria in 2003. He also served as a coach with Peoria (2006), Everett (2010, 2012) and Triple-A Tacoma (2013).

He reached the postseason in 2005 with Wisconsin and led West Tennessee to a first-half title in 2007. On May 7, 2014, he led Clinton to a 20-17 win over the Burlington Bees after trailing by 16 runs, marking the largest deficit ever overcome in a minor league game.

Steinmann played collegiately at Miami (Ohio) University and resides in Chandler, Ariz., with his wife Suzy, daughter, Alex, and son, Ben.

### MANAGERIAL RECORD

| Year   | Team            | League     | Record  | Finish    |
|--------|-----------------|------------|---------|-----------|
| 2003   | Peoria (Rookie) | Arizona    | 30-23   | 3rd/3rd   |
| 2004   | Peoria (Rookie) | Arizona    | 31-25   | T-2nd/5th |
| 2005   | Wisconsin (A)   | Midwest    | 76-63   | 1st/1st   |
| 2007   | High Desert (A) | California | 54-86   | 5th/5th   |
| 2008   | West Tenn. (AA) | Southern   | 70-86   | T-1st/5th |
| 2009   | Clinton (A)     | Midwest    | 69-68   | 4th       |
| 2011   | Peoria (Rookie) | Arizona    | 25-31   | 2nd       |
| 2014   | Clinton (A)     | Midwest    | 61-77   | 7th/6th   |
| 2015   | Clinton (A)     | Midwest    | 46-93   | 6th/8th   |
| 2017   | Beloit          | Midwest    | 65-73   | t-4th/4th |
| 2018   | Midland         | Texas      | 68-71   | 3rd/3rd   |
| 2019   | Midland         | Texas      | 73-66   | 2nd/1st   |
| Totals |                 |            | 596-696 |           |

**2005 Playoffs:** Defeated Clinton 2 games to 0 in the semifinals; defeated by South Bend 3 games to 2 in the finals

**2008 Playoffs:** Defeated by Carolina 3 games to 0 in the semifinals

**2019 Playoffs:** Defeated by Amarillo 3 games to 2 in the semifinals

## STEVE CONNELLY

### Pitching Coach



Steve Connelly enters his third season as pitching coach of the Midland RockHounds. He spent 2016-17 as pitching coach of the Stockton Ports after serving in the same capacity for Single-A Beloit in 2015 and Short-Season Vermont in 2014.

Prior to joining the A's organization in 2014, he was the pitching coach at the University of Alabama-Huntsville from 2011-13.

Connelly, 44, is a native of Long Beach, Calif., who starred on the University of Oklahoma's 1994 team that won the College World Series. He was selected by Oakland in the 24th round of the 1995 amateur draft and pitched four seasons in the A's organization. He made his Major League debut in 1998, posting a 0-0 record and 1.93 ERA in three relief appearances with Oakland.

Connelly resides in Huntsville, Ala. He has four children: Vee, John, Lochlan and Atkins.

## TOMMY EVERIDGE

### Hitting Coach

Tommy Everidge returns for his third season as hitting coach for the RockHounds and his seventh season as a coach in the A's farm system. He has also served as hitting coach at Short-Season Vermont (2014-15) and Single-A Stockton (2016-17).

Everidge had a nine-year playing career, including more than six years in the A's system. He was drafted by Oakland in the 10th round of the 2004 draft, and his time with the A's culminated in a 24-game Major League call-up in 2009. In 2008, he led the Texas League and the A's organization with 115 RBI, including a three-home run, 10-RBI game on May 26 at Tulsa. In 2011, he was named the Atlantic League Player of the Year while playing for the Lancaster Barnstormers, setting a league record with 69 extra-base hits.

A Bay Area native, Tommy graduated from Sonoma Valley High School and played collegiately at Sonoma State University. He was born in Glen Allen, Calif., and resides there with his wife Kellie, daughter Allison, two sons, Camden and Jackson, dogs, Maddie and Wyatt, and cat, Sadie.



## JUAN DILONE

### Coach

Juan Dilone enters his first season as a coach with Midland and his 25th season in the A's organization, which includes 19 years as a coach and instructor and six as a player.

Dilone's first coaching assignment was in 2002 as hitting coach at Single-A Visalia. He also had one-year stints at Short-Season Vancouver (2003) and the A's entry in the Arizona Rookie League (2004) before spending four seasons as coordinator of Dominican instruction (2005-09). Dilone then spent seven more seasons as hitting coach for the A's rookie league club (2009-15) before spending four seasons with Single-A Beloit as hitting coach (2016-19).

Dilone signed a free agent contract with Oakland in 1990 and spent six seasons (1991-94; 96-97) in the A's farm system. A former infielder, Dilone spent his final two seasons at Single-A Modesto, where he batted a career-best .265 with 14 home runs in 1996.

A native of Santo Domingo, Dominican Republic, Dilone makes his offseason home in Higuey, Dominican Republic, with his wife, Evelyn, and children, Jhonssei and Emelyn.



## SHANE ZDEBIAK

### Athletic Trainer

Shane Zdebiak enters his first season as Midland's athletic trainer after spending three years in the same role with Single-A Stockton. Prior to that, he was athletic trainer for Single-A Clinton in the Seattle Mariners organization in 2016 after serving as athletic trainer for Short-Season Everett from 2014-15, also in the Seattle system.

Prior to joining the Mariners, he worked as the athletic trainer of the Winnipeg Goldeyes of the independent American Association from 2010-13 and two seasons with the Steinbach Pistons of the Manitoba Junior Hockey League.

Zdebiak graduated from the University of Manitoba in 2009 with a B.A. in kinesiology and is certified as an athletic therapist through the Canadian Athletic Therapists' Association and as an athletic trainer through the National Athletic Trainers' Association Board of Certification.

A native of Gimli, Manitoba, Canada, the 34-year-old currently resides in Scottsdale, Ariz.



## MATT MOSIMAN

### Strength and Conditioning

Matt Mosiman enters his first season as strength and conditioning coach at Double-A Midland after spending 2017 with the Dominican Summer League A's and 2018-19 with Single-A Stockton.

Prior to joining the A's, Mosiman interned with Notre Dame, New Mexico State University and the University of Wisconsin, La Crosse. A graduate of La Crosse, Mosiman earned both his bachelor's and master's degrees from the institution.

Mosiman grew up and currently resides in Oregon, Wis.



## STOCKTON PORTS STAFF

### BOBBY CROSBY

#### Manager

Bobby Crosby makes his managerial debut with Single-A Stockton after serving as a coach with Midland last season. The former infielder played in the Major Leagues for eight seasons, winning the Rookie of the Year in 2004 with the Oakland A's.

Crosby was originally drafted in the first round (25th overall) of the 2001 First Year Player Draft by the Oakland A's out of Long Beach State University. He went on to play 747 Major League baseball games, recording 62 homers and 276 RBI. His best season came in 2004, in which he was named American League Rookie of the Year after hitting .239 with 22 homers and 64 RBI in 151 games with the A's.

Crosby played three seasons for the Dirtbags, hitting a combined .324 with 21 homers and 93 RBI. He was named the Big West Player of the Year and third team All-America by Collegiate Baseball in 2001 after batting .353 with nine homers and 39 RBI. Crosby also represented the USA in the summer of 2000 as he was the starting shortstop for Team USA.

Crosby makes his offseason home in Ft. Worth, Texas.



### CHRIS SMITH

#### Pitching Coach

Chris Smith enter his second season with the Stockton Ports as pitching coach after finishing his career with the Oakland A's in 2017. Smith made his professional coaching debut after finishing his five-year Major League career.

Originally drafted by the Boston Red Sox in the 4th round of the First Year Player Draft out of UC Riverside, Smith went on to play 15 years of professional baseball, including stints with the Boston, Milwaukee, Oakland, San Diego and Seattle organizations. He went 1-4 with a 5.41 ERA in 77 MLB games. He played 14 years in the minors, recording 58 wins with a 3.86 ERA in 316 games.

Smith resides in Hesperia, Calif., with his wife, Lisa, and his three girls. Charlotte, Abigail and Grace.



### BRIAN MCARN

#### Hitting Coach

Brian McArn begins his third season of his third stint as Stockton's hitting coach. This year is his 23rd season as a hitting coach in the A's system, having previously coached for Stockton (2011-12, 2014-15), Midland (2004, 2013, 2016-17), Sacramento (2005-10) and the A's former Single-A affiliate in Modesto (1998-2003).

Prior to joining the A's organization, McArn spent one season as the hitting coach for the Single-A Vermont Expos in the New York-Penn League. McArn began his coaching career at American River Junior College in Sacramento, where he served as an assistant coach.



## Stockton Ports Staff, continued

Selected in the 26th round of the 1991 June draft, McArn spent two seasons in the A's organization before injuries ended his career in 1992.

McArn makes his offseason home in Elk Grove, Calif., with his wife, Cancy, and four children: Brian, Bryson, Brevon and Braydon.

## JAVIER HERRERA

### Coach

Javier Herrera joins the Stockton coaching staff after spending last season as a coach for the Arizona Green. He finished his professional career with the independent league Trois-Rivieres of the Can-Am League in 2018.

Originally signed with the Oakland Athletics as an international free agent on July 27, 2001, he played nine seasons of affiliated baseball, compiling a .283 batting average with 66 homers and 300 RBI. In his nine seasons, he was a MiLB All-Star on three separate occasions (Northwest League in 2004, Midwest League in 2005, Eastern League in 2013) and was the Northwest League Player of the Year in 2004.

A native of Caracas, Venezuela, Herrera makes his offseason home in Trois-Rivieres, Quebec, Canada, with his wife, Lugmider, and children, Katie and Jaycob.



## NICK VOELKER

### Athletic Trainer

Nick Voelker enters his third season with the Athletics, his first at Stockton. He spent his first season in 2018 in the Dominican Republic and was with the A's Arizona Gold squad last year. He began his career as athletic trainer with the Cincinnati Reds affiliate in the Dominican Republic in 2017.

Nick earned his MS in Sport & Exercise Science from the University of Central Florida (2017) and his BS in Athletic Training from the University of Indianapolis (2014).

He is a native of Indianapolis, Ind.



## CONNOR HUGHES

### Strength and Conditioning

Connor Hughes enters his second season with the A's organization, his first as strength and conditioning coach for Single-A Stockton.

Hughes is a native of Minden, Nev., and has a B.S. in Kinesiology from Boise State University.



## BELOIT SNAPPERS STAFF

## LLOYD TURNER

### Manager

Lloyd Turner will return for his second season as manager of Beloit. He has been with the A's organization since 2013, serving as the hitting coach for Short-Season Vermont (2013, 2016-18) and Single-A Beloit (2014-2015).

Selected by the A's in 16th round of the June 2002 draft, Turner spent six years in the Oakland farm system. He concluded his playing career with Lancaster (2008-10) and Camden (2011-12) of the independent Atlantic League.

Turner and his wife, Tara, live in San Tan Valley, Ariz. He has two sons, Chandler and Christian, and a daughter, Cardyn.



## MANAGERIAL RECORD

| Year   | Team       | League  | Record | Finish  |
|--------|------------|---------|--------|---------|
| 2019   | Beloit (A) | Midwest | 54-84  | 8th/6th |
| Totals |            |         | 54-84  |         |

## DON SCHULZE

### Pitching Coach

Don Schulze returns for his third season of his second stint as Beloit pitching coach and his 15th season overall as a coach in the A's system. A former first-round pick of the Chicago Cubs in 1980, Schulze began his coaching career with the A's rookie-level affiliate in 2006. Since then, he has served as the pitching coach with Kane County (2007-08), Stockton (2009-10), Midland (2011-14, 17), Nashville (2015) and Beloit (2016).

The former Major League pitcher compiled a 15-25 record and 5.47 ERA while playing for the Cubs (1983-84), Indians (1984-86), Mets (1987), Yankees (1989) and Padres (1989). From 1990-92, Schulze pitched for the Orix Blue Wave in Japan. He then closed out his playing career in 1993 with Minnesota's Triple-A affiliate.

Schulze makes his offseason home in Dixon, Ill., with his wife, Jeanne, and daughters, Sarah and Madeline.



## JAVIER GODARD

### Hitting Coach

Javier Godard enters the second season of his professional coaching career as hitting coach for Beloit after serving on the Stockton staff in 2019.

Originally signed as an international free agent on Jan. 30, 2013 by the Oakland A's, Godard went on to play six seasons of affiliated baseball with the club. He played three years in the Dominican Summer League before coming to the United States in 2016. His best season came in 2015 when he batted .277 with 16 doubles and 22 RBI in 59 games for the DSL A's.

Godard was born in Baruta, Venezuela. He is married to Johanna.



## CRAIG CONKLIN

### Coach

Craig Conklin joins the Beloit coaching staff after serving as a coach for Las Vegas last season and the A's as the Southern California area scout for four years prior to that. In four seasons with the A's, Conklin signed players Kyle Friedrichs, Evan Manarino, Luke Persico and Sam Sheehan while also serving as coach in the instructional league, extended spring training and with Beloit in 2016 and Stockton in 2018.

Prior to joining the A's, he worked for the MLB Scouting Bureau from 1999-2015. He worked several roles with the bureau, serving as an area scout in Southern & Northern California, covering Mexico and Australia internationally and as an advanced scout for the World Baseball Classic.

The Southern California native splits his time between Malibu, Calif., and Cayucos, Calif., in the offseason.



## BRIAN THORSON

### Athletic Trainer

Brian Thorson is in his 37th season in the A's organization as a minor league athletic trainer, his eighth with Single-A Beloit. He has worked previously with a number of A's affiliates, including present teams in Double-A Midland and Single-A Stockton.

Thorson spent five years in the Milwaukee Brewers organization prior to joining the A's. He also spent eight seasons in the Puerto Rican Winter League, attending four



Caribbean Series. Thorson has worked All-Star Games in the Southern League, Texas League, California League and Midwest League as well as in Puerto Rico.

## KEVIN GUILD

### Strength and Conditioning

Kevin Guild is entering his first season with Beloit after serving two seasons as strength and conditioning coach for Vermont. Prior to joining the A's, Guild was the strength and conditioning coach at Keene High School. A graduate of Keene State College, Guild has also served as the Next College Student Athlete New Hampshire State Director.

Guild was raised and lives in Essex, Vt., about seven miles from Burlington—the home of the Lake Monsters.



## VERMONT LAKE MONSTERS STAFF

## RICK MAGNANTE

### Manager


After serving as the A's supervisor of player development and Vermont coach in 2019, Rick Magnante returns to the managerial ranks at Vermont. It will be his 17th season as a minor league manager, including his 14th with the A's.

Magnante most recently managed at Single-A Stockton from 2015-18 after spending 2014 at Single-A Beloit. Prior to the 2014 campaign, Magnante spent eight consecutive seasons managing A's Short-Season affiliates in Vermont (2011-13) and Vancouver (2006-10). He previously managed three seasons in the Detroit Tigers organization and also served as the skipper of the South African national team in the 2006 World Baseball Classic.

In addition, Magnante served as an area scout for the A's from 1996-2013. He is credited with signing Barry Zito and Bobby Crosby, among other players. He was the recipient of the Southern California Scouts Association scout of the year award and the A's Dick Bogard Memorial Award in 2001 and 2003, respectively.

Magnante, who began his career in professional baseball with the Cleveland Indians in 1969, has also held managerial positions in the Detroit Tigers minor league system (1987-89), the Novara Serie A team of the Italian Professional League (1990) and the South African national team in the 2006 World Baseball Classic.

Magnante resides in Encino, Calif., with his wife, Christine. He has two sons, Bobby and Daniel.



### MANAGERIAL RECORD

| Year          | Team                           | League               | Record         | Finish      |
|---------------|--------------------------------|----------------------|----------------|-------------|
| 1987          | Bristol (Rookie)               | Appalachian League   | 20-49          | 8th         |
| 1988          | Bristol (Rookie)               | Appalachian League   | 46-27          | 2nd         |
| 1989          | Niagara Falls Rapids (Short A) | New York-Penn League | 43-33          | 5th         |
| 2006          | Vancouver (Short A)            | Northwest League     | 39-37          | 3rd         |
| 2007          | Vancouver (Short A)            | Northwest League     | 37-38          | 2nd         |
| 2008          | Vancouver (Short A)            | Northwest League     | 34-42          | 3rd         |
| 2009          | Vancouver (Short A)            | Northwest League     | 36-40          | 3rd         |
| 2010          | Vancouver (Short A)            | Northwest League     | 42-34          | 2nd         |
| 2011          | Vermont (Short A)              | New York-Penn League | 39-35          | T-1st       |
| 2012          | Vermont (Short A)              | New York-Penn League | 33-43          | 4th         |
| 2013          | Vermont (Short A)              | New York-Penn League | 33-43          | 4th         |
| 2014          | Beloit (A)                     | Midwest League       | 55-84          | 8th/8th     |
| 2015          | Stockton (A)                   | California League    | 74-66          | 2nd/3rd     |
| 2016          | Stockton (A)                   | California League    | 60-80          | 4th/4th     |
| 2017          | Stockton (A)                   | California League    | 71-69          | t-2nd/t-1st |
| 2018          | Stockton (A)                   | California League    | 77-63          | 1st/1st     |
| <b>Totals</b> |                                |                      | <b>739-775</b> |             |

**1988 Playoffs:** Defeated by Kingsport in championship game

**2010 Playoffs:** Defeated by Everett in the semifinals

**2011 Playoffs:** Defeated by Auburn 2-1 in the semifinals

**2015 Playoffs:** Defeated by San Jose 2-1 in the semifinals

**2017 Playoffs:** Defeated by Modesto 3-0 in the semifinals

**2018 Playoffs:** Defeated by Visalia 3-2 in the division finals


## CARLOS CHAVEZ

### Pitching Coach

Carlos Chavez returns as pitching coach at Vermont for the third consecutive season and fifth overall. It is his eighth season as pitching coach in the A's farm system, which includes two seasons with the Rookie-level Arizona A's from 2013-14, two years during his first stint with Vermont from 2015-16 and one year at Beloit in 2017.

Chavez pitched professionally for 14 seasons from 1992-2004 and 2006, including a stint with Single-A Visalia in the A's farm system in 2000. He was originally selected by Baltimore in the 17th round of the 1992 June draft.

Chavez makes his offseason home in Ciudad Obregon, Sonora, with his wife, Graciela del Carmen. He has two children, Tomas and Kylie, and three stepchildren, Tomas, Melissa and Maria Ximena.



## FRANCISCO SANTANA

### Hitting Coach

Francisco Santana enters his first season as the hitting coach with the Lake Monsters after spending 2019 with the Arizona A's. He previously spent two seasons working in the Dominican Republic complex with the A's as the outfield and baserunning coach. Prior to joining the A's, he worked with the New York Yankees Dominican Complex from 2014-16.

Santana began his professional career on June 15, 2006, when he signed with the New York Yankees as an international free agent. He played five years of affiliated baseball in the Yankees organization, recording 12 homers and 100 RBI in 237 career MiLB games.

Santana was born in Higüey, Dominican Republic, and makes his home there with his wife, Joanna Rosalín, and their two children, Emanuel and Adiel.



## RICO BROGNA

### Coach

Rico Brogna joins the Arizona staff as a coach after previously serving as a coach for Double-A Reading in the Philadelphia organization (2018). Prior to that, he spent four seasons with the Angels as a pro scout (2016-17), player information coach (2015) and special assistant to the general manager (2014).

Brogna scouted for the Rays in 2011 and worked five years for the Diamondbacks as a scout (2006-09), interim field coordinator (2008) and manager for Double-A Mobile (2010), taking the team to the Southern League Championship Series. He was named Arizona's director of player development following the 2010 season but resigned to become the head football coach at Notre Dame Catholic High School in Connecticut. He also scouted for the Rockies in 2005 and worked the 2002 season as a coach for Reading in the Phillies minor league system.

The former first baseman played nine Major League seasons for the Tigers (1992), Mets (1994-96), Phillies (1997-2000), Red Sox (2000) and Braves (2001), finishing his career with a .269 batting average, 176 doubles, 106 home runs and 458 RBI in 848 games. Brogna finished first, third and fourth, respectively, in fielding percentage in the National League by a first baseman in 1995, 1998 and 1999.

Born in Turner Falls, Mass., Brogna resides in Woodbury, Conn





## TOSHIAKI NAGAHARA

### Athletic Trainer

Toshiaki Nagahara is in his eighth season as athletic trainer at Short-Season Vermont after spending the previous two years with the A's Arizona Rookie League affiliate. He previously worked for the A's from 2004-07, assisting in various athletic training and conditioning roles with Triple-A Sacramento and Single-A Modesto as well as in Spring Training and instructional leagues.

Nagahara spent 2008-09 as an assistant athletic trainer and interpreter for the Cleveland Indians, communicating for pitcher Masahide Kobayashi. He served in a similar role for the Pittsburgh Pirates and infielder Akinori Iwamura in 2010.

Born in Takamatsu, Japan, Nagahara first came to the United States in 1997. He obtained his bachelor's and master's degrees in exercise science at Southern Arkansas University. He is a certified strength and conditioning specialist through the National Strength and Conditioning Association (NSCA).

Nagahara resides in Akron, Ohio, with his wife, Christine.



## ARIZONA A'S GREEN STAFF

### ANTHONY PHILLIPS

#### Coach

Anthony Phillips enters his first season as manager of the A's Arizona League Green club and his second season with the A's organization. He previously served as a coach for Beloit in 2019.

Originally signed as an international free agent on July 2, 2006 by the Seattle Mariners out of South Africa, Phillips went on to play 11 seasons of affiliated baseball with Seattle (2007-2013), Philadelphia (2014), Los Angeles-AL (2016) and Colorado (2017-2018). Phillips went on to play 922 MiLB games, batting .230 with 42 homers and 270 RBI. He participated in the World Baseball Classic in 2009 as a member of the South African national team.

Born in Bellville, South Africa, Phillips resides in Scottsdale, Ariz., with his wife, Andrea.



### BRYAN COREY

#### Pitching Coach

Bryan Corey begins his second season as pitching coach of the Arizona A's after spending the previous two seasons as pitching coach at Short-Season Vermont (2017) and Single-A Stockton (2018). Prior to that, he served as a Four Corners scout for Milwaukee (2015-16) and a Major League Advance scout for Cleveland (2013-14).

Originally drafted as a shortstop by Detroit in the 12th round of the 1993 draft, Corey was converted to a pitcher after two pro seasons. He spent the next 18 seasons on the mound, including five years in the majors with Arizona, Los Angeles (NL), Texas, Boston and San Diego, winning a World Series with the Red Sox in 2007.

He also played two seasons in Japan (2004, 2010), winning the Japan Series with Chiba Lotte during his second stint. Additionally, he pitched in both Korea and Taiwan before retiring after the 2012 season.

A native of Thousand Oaks, Calif., Corey resides in Phoenix, Ariz., and has two daughters, Brooke and Blair.





## RUBEN ESCALERA

### Hitting Coach

Ruben Escalera enters his fifth season of his second stint as hitting coach of the Arizona A's after managing the club from 2002-08 and 2014-15. Throughout his 25-year career as a coach in the A's system, he has also served as a scout in Puerto Rico and instructor at the A's academy in the Dominican Republic.

Escalera signed as a free agent with the Brewers in 1984 and played 10 professional seasons in the Milwaukee and Cincinnati organizations, as well as the Mexican Professional League. During his 12 years playing winter ball in Puerto Rico, Escalera played on the 1995 Caribbean Series champion "Puerto Rican Dream Team" alongside Roberto Alomar, Bernie Williams, Juan Gonzalez, Edgar Martinez and Carlos Delgado.

Born in San Juan, Puerto Rico, Escalera makes his home in Carolina, Puerto Rico, with his wife Maryann Martinez, and their children, Jania, Karlee and Karilys.




## ADAM ROSALES

### Coach

Adam Rosales makes his coaching debut with the Arizona A's staff. The former infielder played in the Major Leagues for 11 seasons, including two stints with the Athletics (2010-13, 2017).

Rosales was originally drafted in the 12th round of the 2005 First Year Player Draft by Cincinnati out of Western Michigan University. He played in 651 Major League games, recording 48 homers and 179 RBI with Cincinnati (2008-09), Oakland, Texas (2013-15), San Diego (2016), Arizona (2017) and Cleveland (2018). Rosales made one post-season appearance (0-for-2, bb) with Arizona in the 2017 National League Division Series.

Rosales resides in Mesa, Ariz., with his wife, Callie, and two children, Juliet and Adrian.



## CHRIS LESSNER

### Athletic Trainer

Chris Lessner is entering his 27th season in the A's organization. Prior to joining the A's Arizona Rookie League affiliate, Lessner served as an athletic trainer with Single-A Modesto and Short-Season Vancouver. He has spent off-seasons working with the U.S. junior luge team and has also traveled with the Harlem Globetrotters. Lessner began his career as a clubhouse manager with Short-Season Southern Oregon.

Lessner holds a degree in exercise and sports science from Oregon State University. He has two sons, Tyler and Alex.



### OAKLAND A'S PLAYERS WHO HAVE PITCHED

| PLAYER          | DATE               | OPPONENT            | SCORE | DEC | IP  | H | R | ER | BB | SO |
|-----------------|--------------------|---------------------|-------|-----|-----|---|---|----|----|----|
| Nick Martini    | July 22, 2019      | at Houston          | 1-11  | -   | 1.0 | 0 | 0 | 0  | 2  | 1  |
| Kendrys Morales | April 20, 2019     | at Toronto          | 1-10  | -   | 1.0 | 1 | 1 | 1  | 2  | 0  |
| Jake Smolinski  | June 13, 2018      | Houston             | 5-13  | -   | 1.0 | 2 | 2 | 2  | 0  | 0  |
| Tyler Ladendorf | June 3, 2016       | at Houston          | 2-12  | -   | 1.0 | 1 | 0 | 0  | 1  | 0  |
| Josh Phegley    | May 8, 2016        | at Baltimore        | 3-11  | -   | 0.2 | 0 | 0 | 0  | 0  | 1  |
| Ike Davis       | August 16, 2015    | at Baltimore        | 2-18  | -   | 1.0 | 1 | 0 | 0  | 1  | 1  |
| Ike Davis       | April 21, 2015     | at Los Angeles (AL) | 1-14  | -   | 1.0 | 0 | 0 | 0  | 0  | 0  |
| Frank Menechino | July 18, 2000      | at Colorado         | 3-18  | -   | 1.0 | 6 | 4 | 4  | 0  | 0  |
| Kevin Seitzer   | May 2, 1993        | at Cleveland        | 2-10  | -   | 0.1 | 0 | 0 | 0  | 0  | 1  |
| Vance Law       | October 2, 1991    | at Kansas City      | 5-16  | -   | 0.2 | 1 | 0 | 0  | 1  | 0  |
| Mark Wagner     | August 20, 1984    | at Detroit          | 1-14  | -   | 1.2 | 2 | 0 | 0  | 1  | 1  |
| Garry Hancock   | June 25, 1984      | at Kansas City      | 0-16  | -   | 1.1 | 0 | 0 | 0  | 0  | 0  |
| Wayne Gross     | May 18, 1983       | at Minnesota        | 5-16  | -   | 2.1 | 2 | 0 | 0  | 1  | 0  |
| Jeff Newman     | September 14, 1977 | at Kansas City #2   | 0-6   | -   | 1.0 | 1 | 0 | 0  | 0  | 0  |

# ARIZONA A'S GOLD STAFF

## WEBSTER GARRISON

### Manager

Webster Garrison is in his second stint as a manager in the Arizona Rookie League and his 12th season as manager in the A's farm system. It will be his 27th season in the A's organization, which includes 5½ seasons as a player.

Garrison made his managerial debut in 2001 with Vancouver and has also guided clubs at Visalia (2002), Kane County (2003), Midland (2004, 2008), Stockton (2011-13, 19), Arizona (2016-17) and Beloit (2018). He began his coaching career as a player-coach on the 1999 Double-A Midland club, the first season that the RockHounds were affiliated with the A's. He also served as the hitting coach at Midland (2000, 2005-07, 2009-10, 2014) and Nashville (2015).

A 2nd-round selection of the Toronto Blue Jays in the 1983 June draft, Garrison spent seven seasons of his 16-year playing career in the Blue Jays farm system. He signed with the Oakland organization as a free agent on April 4, 1991, and batted a career-best .303 with seven home runs and 73 RBI for Triple-A Tacoma in 1993. Garrison then spent the next two seasons at Triple-A Colorado Springs before returning to the A's organization in 1996. He made his Major League debut with the A's on Aug. 2, 1996, and appeared in five games. He spent the 1997 season at Triple-A Edmonton and 1998 at Double-A Huntsville before assuming a role as player-coach in 1999.

Garrison makes his offseason home in his hometown of Marrero, La.



### MANAGERIAL RECORD

| Year          | Team                 | League                | Record         | Finish    |
|---------------|----------------------|-----------------------|----------------|-----------|
| 2001          | Vancouver (Short A)  | Northwest League      | 37-39          | 2nd       |
| 2002          | Visalia (A)          | California League     | 70-71          | t-4th/3rd |
| 2003          | Kane County (A)      | Midwest League        | 80-59          | 1st/2nd   |
| 2004          | Midland (AA)         | Texas League          | 72-68          | 2nd/3rd   |
| 2008          | Midland (AA)         | Texas League          | 75-65          | 3rd/2nd   |
| 2011          | Stockton (A)         | California League     | 75-65          | 2nd/3rd   |
| 2012          | Stockton (A)         | California League     | 56-84          | 5th/5th   |
| 2013          | Stockton (A)         | California League     | 69-71          | 3rd/4th   |
| 2016          | Arizona A's (Rookie) | Arizona Rookie League | 29-24          | 2nd/3rd   |
| 2017          | Arizona A's (Rookie) | Arizona Rookie League | 26-30          | 3rd/4th   |
| 2018          | Beloit (A)           | Midwest               | 69-69          | 5th/3rd   |
| 2019          | Stockton (A)         | California            | 60-78          | 2nd/4th   |
| <b>Totals</b> |                      |                       | <b>718-723</b> |           |

**2002 Playoffs:** Defeated by Modesto 2-0 in California League Wild Card Series

**2003 Playoffs:** Defeated by Clinton 2-1 in first round of Midwest League Playoffs

**2011 Playoffs:** Defeated Modesto 2-1 in the first round of the California League playoffs; defeated San Jose 3-1 in the division series; defeated by Lake Elsinore 3-1 in the championship series

## GABRIEL OZUNA

### Pitching Coach

Gabriel Ozuna enters his sixth season as the pitching coach of the A's Arizona League affiliate after spending seven seasons as the pitching coach for Oakland's Dominican Summer League squad.

Ozuna was originally signed by St. Louis as a non-drafted free agent in 1987 and enjoyed a 17-year professional career. He reached as high as Triple-A with Louisville in 1993, when he posted a 2.92 ERA in 35 relief appearances. He recorded a career ERA of 2.54 with 61 saves, including a season-high 28 in 1989 with Single-A Savannah.

He also pitched internationally in Mexico, Taiwan, Italy and his native Dominican Republic, where he played winter ball with the Licey Tigers and East Bulls.



## KEVIN KOUZMANOFF

### Hitting Coach

Kevin Kouzmanoff enters his second season as a professional hitting coach as making his coaching debut with Short-Season Vermont in 2019. He joined the A's organization after spending the 2018 season as an assistant coach with Metropolitan State University of Denver.

The former Major Leaguer was a career .257 hitter with 87 homers and 371 RBI in seven seasons while playing for the Cleveland (2006), San Diego (2007-09), Oakland (2010-11), Colorado (2011) and Texas (2014).

A native of Denver, Colo., Kouzmanoff makes his offseason home Denver.



## JAKE ROUTHIER

### Trainer

Jake Routhier enters his second season within the Oakland Athletics organization and his first with the Arizona A's. He spent the 2019 as the athletic trainer with the DSL Athletics before being promoted to the AZL Athletics.

Routhier previously worked as an intern for the New York Yankees and the Arizona Diamondbacks. He is a graduate of the University of Connecticut and currently resides in Fairfield, Conn.



## SCOTT SMITH

### Strength & Conditioning

Scott Smith enters his first season as strength and conditioning coach for Rookie-level Arizona and his third season as a coach for the Athletics organization. He spent his first two years at Beloit.

Prior to joining the A's, Smith spent time with the Phillies, Marlins and Padres. Smith earned his bachelor's and master's degrees from Georgia College & State University, where he played baseball collegiately for three seasons.

A native of Spartanburg, S.C., Smith currently resides in Milledgeville, Ga.



### MILESTONES WITHIN REACH

#### Chris Bassitt

Needs 32 games for 100  
Needs 164.2 innings for 500

#### Mark Canha

Needs 55 games for 500  
Needs 144 hits for 500  
Needs 27 doubles for 100  
Needs 33 home runs for 100

#### Matt Chapman

Needs 115 games for 500  
Needs 135 hits for 500  
Needs 26 home runs for 100

#### Khris Davis

Needs 92 games for 1000  
Needs 14 runs for 500

#### Jake Diekman

Needs 59 games for 500  
Needs 33 strikeouts for 500

#### Mike Fiers

Needs 14 starts for 200  
Needs 47 strikeouts for 1000

#### Liam Hendriks

Needs 9 innings for 500  
Needs 11 strikeouts for 500

#### Sean Manaea

Needs 14 games for 100  
Needs 15 starts for 100  
Needs 6.1 innings for 500  
Needs 98 strikeouts for 500

#### T.J. McFarland

Needs 38 games for 300

#### Matt Olson

Needs 141 games for 500  
Needs 177 hits for 500  
Needs 38 doubles for 100  
Needs 11 home runs for 100

#### Stephen Piscotty

Needs 22 home runs for 100

#### Marcus Semien

Needs 61 runs for 500  
Needs 39 doubles for 200

#### Lou Trivino

Needs 70 games for 200

#### J.B. Wendelken

Needs 52 games for 100

# MINOR LEAGUE SCHEDULES

## LAS VEGAS

### APRIL

9-13 ..... Albuquerque  
14-16 ..... at El Paso  
17-20 ..... at Albuquerque  
21-23 ..... Sacramento  
24-27 ..... Fresno  
29-30 ..... at Sacramento

### MAY

1-3 ..... at Sacramento  
4-7 ..... El Paso  
8-11 ..... at Albuquerque  
12-15 ..... Salt Lake  
16-19 ..... at Reno  
21-25 ..... Tacoma  
26-29 ..... at Salt Lake  
30-31 ..... Reno

### JUNE

1-2 ..... Reno  
3-7 ..... at El Paso  
9-11 ..... Iowa  
12-15 ..... Omaha  
17-19 ..... at Round Rock  
20-23 ..... at San Antonio  
25-29 ..... Sacramento  
30 ..... Fresno

### JULY

1-3 ..... Fresno  
4-7 ..... at Salt Lake  
8-12 ..... at Tacoma  
13-15 ..... ALL-STAR BREAK  
16-19 ..... El Paso  
20-23 ..... at Reno  
24-26 ..... Albuquerque  
28-30 ..... at Wichita  
31 ..... at Oklahoma City

### AUGUST

1-3 ..... at Oklahoma City  
5-7 ..... Nashville  
8-11 ..... Memphis  
13-16 ..... at Fresno  
17-20 ..... Reno  
21-23 ..... at Tacoma  
25-27 ..... at Sacramento  
28-30 ..... Tacoma  
31 ..... at Fresno

### SEPTEMBER

1-3 ..... at Fresno  
4-7 ..... Salt Lake  
9-13 ..... PCL Playoffs  
15-20 ..... PCL Championship

## MIDLAND

### APRIL

9-11 ..... Springfield  
12-14 ..... Northwest Arkansas  
16-18 ..... at Springfield  
19-22 ..... at Northwest Arkansas  
23-26 ..... at Amarillo  
28-30 ..... Frisco

### MAY

1-4 ..... Amarillo  
5-7 ..... at Frisco  
8-10 ..... Corpus Christi  
11-14 ..... at Frisco  
15-17 ..... at Corpus Christi  
18-21 ..... Arkansas  
22-24 ..... Northwest Arkansas  
26-28 ..... at Arkansas  
29-31 ..... at Northwest Arkansas

### JUNE

2-4 ..... Corpus Christi  
5-7 ..... at Amarillo  
8-11 ..... at Corpus Christi  
12-14 ..... Amarillo  
15-18 ..... Frisco  
19-21 ..... Corpus Christi  
22-24 ..... ALL-STAR BREAK  
25-27 ..... at Corpus Christi  
28-30 ..... Frisco

### JULY

1-3 ..... Amarillo  
4-6 ..... at Corpus Christi  
8-10 ..... Tulsa  
11-13 ..... Springfield  
15-17 ..... at Tulsa  
18-20 ..... at Springfield  
22-24 ..... Frisco  
25-27 ..... Corpus Christi  
28-30 ..... at Amarillo  
31 ..... at Corpus Christi

### AUGUST

1-2 ..... at Corpus Christi  
3-6 ..... Frisco  
7-9 ..... Amarillo  
10-13 ..... at Frisco  
14-16 ..... at Corpus Christi  
18-20 ..... Tulsa  
21-23 ..... Arkansas  
25-28 ..... at Frisco  
29-31 ..... Amarillo

### SEPTEMBER

1-3 ..... at Tulsa  
4-7 ..... at Arkansas  
9-13 ..... Division Series  
13-17 ..... Championship Series

## STOCKTON

### APRIL

9-11 ..... at Visalia  
13-16 ..... at Lake Elsinore  
17-19 ..... Rancho Cucamonga  
20-23 ..... at San Jose  
24-26 ..... Modesto  
28-30 ..... at Modesto

### MAY

1-3 ..... Lancaster  
4-7 ..... San Jose  
8-10 ..... at Modesto  
11-13 ..... Visalia  
14-17 ..... Modesto  
19-21 ..... at Inland Empire  
22-25 ..... at Lancaster  
26-28 ..... San Jose  
29-31 ..... at Visalia

### JUNE

1-4 ..... Lake Elsinore  
5-7 ..... Lancaster  
9-11 ..... at Modesto  
12-16 ..... Inland Empire  
17-21 ..... at Visalia  
22-24 ..... All-Star Break at  
Stockton  
25-27 ..... at Modesto  
28-30 ..... Visalia

### JULY

1-3 ..... Modesto  
4-5 ..... San Jose  
7-9 ..... Rancho Cucamonga  
10-13 ..... Lancaster  
15-17 ..... at Modesto  
18-20 ..... San Jose  
21-23 ..... at Visalia  
24-26 ..... San Jose  
28-30 ..... at Lake Elsinore  
31 ..... at Rancho Cucamonga

### AUGUST

1-2 ..... at Rancho Cucamonga  
4-6 ..... Lake Elsinore  
7-9 ..... at San Jose  
11-13 ..... Inland Empire  
14-16 ..... Modesto  
17-20 ..... at Inland Empire  
21-23 ..... at Rancho Cucamonga  
25-27 ..... San Jose  
28-31 ..... Visalia

### SEPTEMBER

1-3 ..... at San Jose  
4-7 ..... at Visalia  
8-12 ..... Division Series  
13-17 ..... Championship Series

## BELOIT

### APRIL

9-11 ..... Clinton  
13-15 ..... at Peoria  
16-19 ..... at Burlington  
20-22 ..... Cedar Rapids  
23-26 ..... Peoria  
28-30 ..... at Fort Worth

### MAY

1-3 ..... at Lake County  
4-6 ..... Great Lakes  
7-9 ..... Lancaster  
11-13 ..... at Peoria  
14-16 ..... at Clinton  
17-19 ..... Burlington  
20-22 ..... at Wisconsin  
23-25 ..... Clinton  
26-28 ..... Wisconsin  
29-31 ..... at Burlington

### JUNE

2-4 ..... Quad Cities  
5-7 ..... Cedar Rapids  
8-10 ..... at Quad Cities  
11-14 ..... Kane County  
15-17 ..... at Cedar Rapids  
18-21 ..... at Kane County  
22-24 ..... ALL-STAR BREAK  
25-28 ..... Wisconsin  
29-30 ..... at Clinton

### JULY

1 ..... at Clinton  
2-3 ..... Cedar Rapids  
4-5 ..... at Cedar Rapids  
7-9 ..... Peoria  
10-13 ..... at Burlington  
15-17 ..... Dayton  
18-20 ..... Bowling Green  
21-23 ..... at South Bend  
24-26 ..... at West Michigan  
28-30 ..... Cedar Rapids  
31 ..... at Wisconsin

### AUGUST

1-2 ..... at Wisconsin  
4-6 ..... at Peoria  
7-9 ..... Quad Cities  
10-12 ..... Clinton  
13-16 ..... at Peoria  
18-20 ..... Wisconsin  
21-24 ..... Burlington  
25-27 ..... at Quad Cities  
28-31 ..... Kane County

### SEPTEMBER

1-3 ..... at Clinton  
4-7 ..... at Kane County  
9-21 ..... Postseason

## VERMONT

### JUNE

18-20 ..... Tri-City  
 21-23 ..... Lowell  
 24-26 ..... at Hudson Valley  
 27-29 ..... Williamsport

### JULY

1-3 ..... at Mahoning Valley  
 4-6 ..... at Batavia  
 7-9 ..... Connecticut  
 10-12 ..... at Auburn  
 13-16 ..... Batavia  
 17-19 ..... Brooklyn  
 21-24 ..... at Aberdeen  
 25-27 ..... Auburn  
 28-30 ..... at Tri-City  
 31 ..... Connecticut

### AUGUST

1-2 ..... Connecticut  
 4-7 ..... at Auburn  
 8-10 ..... Hudson Valley  
 11-13 ..... at Connecticut  
 14-16 ..... Aberdeen  
 17-18 ..... ALL-STAR GAME  
 19-21 ..... at Lowell  
 22-24 ..... at Brooklyn  
 25-27 ..... Tri-City  
 28-30 ..... at Connecticut

### SEPTEMBER

1-4 ..... Hudson Valley  
 5-7 ..... at Tri-City  
 9-19 ..... Postseason

## ARIZONA GREEN

### JUNE

22 ..... Cubs Blue  
 24 ..... at Dodgers 2  
 25 ..... Brewers Gold  
 26 ..... at A's Gold  
 27 ..... Dodgers 1  
 29 ..... Giants Orange  
 30 ..... Indians Blue

### JULY

1 ..... at Giants Orange  
 2 ..... at Indians Red  
 4 ..... at Cubs Red  
 5 ..... Brewer Blue  
 6 ..... at Rangers  
 7 ..... Dodgers 2  
 9 ..... Giants Black  
 10 ..... at Padres 2  
 11 ..... Rangers  
 12 ..... at Diamondbacks  
 15 ..... Cubs Red  
 16 ..... Diamondbacks  
 17 ..... at Brewers Blue  
 18 ..... at Giants Black  
 20 ..... at Angels  
 21 ..... Angels  
 22 ..... A's Gold  
 23 ..... at Cubs Blue  
 25 ..... at White Sox  
 26 ..... at Reds  
 27 ..... Reds  
 28 ..... Cubs Blue  
 30 ..... at Brewers Gold  
 31 ..... Padres 2

### AUGUST

1 ..... at A's Gold  
 2 ..... Royals  
 4 ..... Giants Orange  
 5 ..... Cubs Blue  
 6 ..... at Giants Orange

7 ..... at Mariners  
 9 ..... at Dodgers 1  
 10 ..... White Sox  
 11 ..... at Cubs Red  
 12 ..... Diamondbacks  
 14 ..... Giants Black  
 15 ..... at Royals  
 16 ..... Padres 1  
 17 ..... at Diamondbacks  
 19 ..... Cubs Red  
 20 ..... Diamondbacks  
 21 ..... at Indians Red  
 22 ..... at Giants Black  
 24 ..... at Angels  
 25 ..... Angels  
 26 ..... A's Gold  
 27 ..... at Cubs Blue  
 29 ..... at Giants Orange  
 30 ..... at Padres 1  
 31 ..... Mariners

## ARIZONA GOLD

### JUNE

22 ..... at Cubs Red  
 24 ..... Giants Orange  
 25 ..... at Cubs Blue  
 26 ..... A's Green  
 27 ..... at Padres 2  
 29 ..... at Giants Black  
 30 ..... at Reds

### JULY

1 ..... Dodgers 1  
 2 ..... Cubs Red  
 4 ..... Rangers  
 5 ..... at Angels  
 6 ..... Dodgers 2  
 7 ..... at Padres 1  
 9 ..... at White Sox  
 10 ..... Padres 1  
 11 ..... at Indians Blue  
 12 ..... Mariners

15 ..... at Diamondbacks  
 16 ..... at Cubs Red  
 17 ..... Giants Black  
 18 ..... Cubs Blue  
 20 ..... Royals  
 21 ..... at Rangers  
 22 ..... at A's Green  
 23 ..... Diamondbacks  
 25 ..... Cubs Red  
 26 ..... Angels  
 27 ..... at Giants Orange  
 28 ..... at Royals  
 30 ..... Brewers Blue  
 31 ..... at Cubs Blue

### AUGUST

1 ..... A's Green  
 2 ..... at Giants Orange  
 4 ..... at Giants Black  
 5 ..... at Diamondbacks  
 6 ..... Cubs Blue  
 7 ..... White Sox  
 9 ..... Angels  
 10 ..... at Angels  
 11 ..... Indians Red  
 12 ..... at Dodgers 1  
 14 ..... at Mariners  
 15 ..... Indians Blue  
 16 ..... at Dodgers 2  
 17 ..... Padres 2  
 19 ..... at Diamondbacks  
 20 ..... at Cubs Red  
 21 ..... Giants Black  
 22 ..... Cubs Blue  
 24 ..... Mariners  
 25 ..... at Padres 1  
 26 ..... at A's Green  
 27 ..... Diamondbacks  
 29 ..... Brewers Gold  
 30 ..... Indians Red  
 31 ..... at Giants Orange

## 2019 MINOR LEAGUE AWARDS

### Batter of the Month

| Name             | Team      | League | Month |
|------------------|-----------|--------|-------|
| Franklin Barreto | Las Vegas | PCL    | June  |

### Batter of the Week

| Name            | Team      | League        | Week       |
|-----------------|-----------|---------------|------------|
| Mark Payton     | Las Vegas | Pacific Coast | April 4-14 |
| Austin Beck     | Stockton  | California    | June 3-9   |
| Mickey McDonald | Stockton  | California    | June 10-16 |
| Taylor Motter   | Midland   | Texas         | June 24-30 |
| Mark Payton     | Las Vegas | Pacific Coast | July 8-14  |
| Nate Mondou     | Midland   | Texas         | July 22-28 |

| Name            | Team      | League        | Week           |
|-----------------|-----------|---------------|----------------|
| Seth Brown      | Las Vegas | Pacific Coast | July 22-28     |
| Marty Bechina   | Vermont   | New York-Penn | July 29-Aug. 4 |
| Anthony Churlin | Beloit    | Midwest       | July 29-Aug. 4 |
| Chase Calabuig  | Midland   | Texas         | Aug. 19-25     |

### Pitcher of the Week

| Name               | Team      | League        | Week           |
|--------------------|-----------|---------------|----------------|
| Parker Dunshee     | Midland   | Texas         | April 22-28    |
| Brian Howard       | Midland   | Texas         | July 1-7       |
| Jhenderson Hurtado | Vermont   | New York-Penn | July 15-21     |
| Bryce Conley       | Stockton  | California    | July 29-Aug. 4 |
| Parker Dunshee     | Las Vegas | Pacific Coast | Aug. 19-25     |

# MINOR LEAGUE STATISTICS

## LAS VEGAS

| BATTERS            | AVG         | G          | AB          | R          | H           | 2B         | 3B        | HR         | RBI        | SH       | SF        | HP        | BB         | IBB      | SO          | SB        | CS        | DP        | SLG         | OBP         | E         |
|--------------------|-------------|------------|-------------|------------|-------------|------------|-----------|------------|------------|----------|-----------|-----------|------------|----------|-------------|-----------|-----------|-----------|-------------|-------------|-----------|
| Anderson, Tanner   | —           | 1          | 0           | 0          | 0           | 0          | 0         | 0          | 0          | 1        | 0         | 0         | 0          | 0        | 0           | 0         | 0         | 0         | —           | —           | 0         |
| Barreto, Franklin  | .295        | 98         | 373         | 88         | 110         | 29         | 5         | 19         | 65         | 1        | 2         | 6         | 42         | 0        | 113         | 15        | 1         | 11        | .552        | .374        | 13        |
| Bolt, Skye         | .269        | 89         | 305         | 57         | 82          | 19         | 3         | 11         | 61         | 1        | 2         | 2         | 37         | 0        | 94          | 7         | 5         | 5         | .459        | .350        | 3         |
| Bracewell, Ben     | —           | 1          | 0           | 0          | 0           | 0          | 0         | 0          | 0          | 0        | 0         | 0         | 0          | 0        | 0           | 0         | 0         | 0         | —           | —           | 1         |
| Brown, Seth        | .297        | 112        | 451         | 101        | 134         | 29         | 6         | 37         | 104        | 0        | 7         | 4         | 38         | 1        | 127         | 8         | 1         | 3         | .634        | .352        | 8         |
| Buchanan, Jake     | .000        | 2          | 1           | 0          | 0           | 0          | 0         | 0          | 0          | 0        | 0         | 0         | 0          | 0        | 0           | 0         | 0         | 0         | .000        | .000        | 0         |
| Campbell, Eric     | .276        | 94         | 333         | 64         | 92          | 24         | 0         | 16         | 65         | 1        | 2         | 4         | 54         | 0        | 68          | 6         | 3         | 12        | .492        | .382        | 6         |
| Canha, Mark        | .125        | 2          | 8           | 0          | 1           | 1          | 0         | 0          | 1          | 0        | 1         | 0         | 0          | 0        | 3           | 0         | 0         | 0         | .250        | .111        | 0         |
| Devenenzi, Jordan  | 1.000       | 1          | 1           | 0          | 1           | 0          | 0         | 0          | 0          | 0        | 0         | 0         | 0          | 0        | 0           | 0         | 0         | 0         | 1.000       | 1.000       | 0         |
| Diaz, Edwin        | .000        | 4          | 13          | 0          | 0           | 0          | 0         | 0          | 0          | 0        | 0         | 0         | 1          | 0        | 3           | 0         | 0         | 0         | .000        | .071        | 0         |
| Dull, Ryan         | —           | 1          | 0           | 0          | 0           | 0          | 0         | 0          | 0          | 0        | 0         | 0         | 0          | 0        | 0           | 0         | 0         | 0         | —           | —           | 0         |
| Dunshee, Parker    | .000        | 1          | 1           | 0          | 0           | 0          | 0         | 0          | 0          | 0        | 0         | 0         | 0          | 0        | 0           | 0         | 0         | 0         | .000        | .000        | 2         |
| Finnegan, Kyle     | —           | 1          | 0           | 0          | 0           | 0          | 0         | 0          | 0          | 0        | 0         | 0         | 0          | 0        | 0           | 0         | 0         | 0         | —           | —           | 0         |
| Fowler, Dustin     | .277        | 130        | 556         | 98         | 154         | 22         | 7         | 25         | 89         | 0        | 2         | 6         | 42         | 1        | 145         | 12        | 4         | 6         | .477        | .333        | 3         |
| Garneau, Dustin    | .308        | 8          | 26          | 2          | 8           | 2          | 1         | 1          | 3          | 0        | 1         | 1         | 3          | 0        | 9           | 0         | 0         | 0         | .577        | .387        | 0         |
| Harvey, Matt       | —           | 1          | 0           | 0          | 0           | 0          | 0         | 0          | 0          | 0        | 0         | 0         | 0          | 0        | 0           | 0         | 0         | 0         | —           | —           | 0         |
| Heim, Jonah        | .358        | 35         | 106         | 22         | 38          | 9          | 0         | 4          | 19         | 0        | 2         | 0         | 11         | 0        | 18          | 0         | 0         | 2         | .557        | .412        | 2         |
| Herrmann, Chris    | .333        | 13         | 51          | 14         | 17          | 3          | 1         | 4          | 13         | 0        | 1         | 0         | 6          | 0        | 18          | 0         | 0         | 0         | .667        | .397        | 0         |
| Joseph, Corban     | .371        | 97         | 383         | 63         | 142         | 35         | 4         | 13         | 73         | 0        | 5         | 4         | 33         | 1        | 46          | 0         | 0         | 7         | .585        | .421        | 3         |
| Lobstein, Kyle     | —           | 1          | 0           | 0          | 0           | 0          | 0         | 0          | 0          | 0        | 0         | 0         | 0          | 0        | 0           | 0         | 0         | 0         | —           | —           | 1         |
| Loehr, Trace       | .333        | 15         | 36          | 11         | 12          | 2          | 0         | 2          | 5          | 0        | 0         | 0         | 2          | 0        | 7           | 0         | 0         | 2         | .556        | .368        | 0         |
| Martini, Nick      | .328        | 70         | 274         | 57         | 90          | 18         | 0         | 8          | 42         | 0        | 3         | 3         | 49         | 1        | 51          | 0         | 0         | 8         | .482        | .432        | 1         |
| Mateo, Jorge       | .289        | 119        | 532         | 95         | 154         | 29         | 14        | 19         | 78         | 0        | 1         | 4         | 29         | 1        | 145         | 24        | 11        | 5         | .504        | .330        | 21        |
| Murphy, Sean       | .308        | 31         | 120         | 25         | 37          | 6          | 1         | 10         | 30         | 0        | 3         | 2         | 15         | 0        | 31          | 0         | 1         | 2         | .625        | .386        | 3         |
| Neuse, Sheldon     | .317        | 126        | 498         | 99         | 158         | 31         | 2         | 27         | 102        | 0        | 2         | 4         | 56         | 1        | 132         | 3         | 3         | 9         | .550        | .389        | 14        |
| Olson, Matt        | .182        | 5          | 22          | 3          | 4           | 0          | 0         | 1          | 2          | 0        | 0         | 1         | 1          | 0        | 3           | 0         | 0         | 0         | .318        | .250        | 0         |
| Payton, Mark       | .334        | 118        | 395         | 80         | 132         | 30         | 3         | 30         | 97         | 2        | 4         | 1         | 45         | 0        | 76          | 7         | 4         | 5         | .653        | .400        | 1         |
| Phegley, Josh      | .167        | 2          | 6           | 2          | 1           | 0          | 0         | 0          | 0          | 0        | 0         | 1         | 2          | 0        | 1           | 0         | 0         | 0         | 1.167       | .444        | 0         |
| Piscotty, Stephen  | .304        | 5          | 23          | 4          | 7           | 0          | 0         | 1          | 3          | 0        | 0         | 0         | 2          | 0        | 4           | 0         | 0         | 1         | .435        | .360        | 0         |
| Puk, A.J.          | —           | 1          | 0           | 0          | 0           | 0          | 0         | 0          | 0          | 0        | 0         | 0         | 0          | 0        | 0           | 0         | 0         | 0         | —           | —           | 0         |
| Ramirez, Tyler     | .188        | 38         | 117         | 18         | 22          | 4          | 1         | 3          | 18         | 0        | 0         | 1         | 21         | 0        | 38          | 0         | 0         | 3         | .316        | .317        | 0         |
| Rivas III, Alfonso | .406        | 8          | 32          | 2          | 13          | 2          | 1         | 1          | 5          | 0        | 0         | 0         | 2          | 0        | 7           | 0         | 0         | 0         | .625        | .441        | 0         |
| Rupp, Cameron      | .209        | 37         | 115         | 13         | 24          | 5          | 0         | 9          | 17         | 0        | 1         | 4         | 16         | 0        | 43          | 0         | 0         | 3         | .487        | .324        | 0         |
| Schlitter, Brian   | —           | 1          | 0           | 0          | 0           | 0          | 0         | 0          | 0          | 0        | 0         | 0         | 0          | 0        | 0           | 0         | 0         | 0         | —           | —           | 2         |
| Taylor, Beau       | .257        | 62         | 191         | 38         | 49          | 13         | 1         | 8          | 32         | 0        | 0         | 2         | 47         | 1        | 70          | 0         | 0         | 4         | .461        | .408        | 5         |
| Theroux, Collin    | .167        | 5          | 18          | 1          | 3           | 1          | 0         | 0          | 0          | 0        | 0         | 0         | 0          | 0        | 12          | 0         | 0         | 0         | .222        | .167        | 0         |
| Wang, Wei-Chung    | —           | 1          | 0           | 0          | 0           | 0          | 0         | 0          | 0          | 0        | 0         | 0         | 0          | 0        | 0           | 0         | 0         | 0         | —           | —           | 0         |
| White III, Mikey   | .250        | 3          | 8           | 2          | 2           | 0          | 0         | 1          | 2          | 0        | 0         | 0         | 0          | 0        | 3           | 0         | 0         | 0         | .625        | .250        | 0         |
| <b>Team Total</b>  | <b>.298</b> | <b>140</b> | <b>4994</b> | <b>959</b> | <b>1487</b> | <b>314</b> | <b>50</b> | <b>250</b> | <b>926</b> | <b>6</b> | <b>39</b> | <b>50</b> | <b>554</b> | <b>7</b> | <b>1267</b> | <b>82</b> | <b>33</b> | <b>89</b> | <b>.531</b> | <b>.371</b> | <b>98</b> |

| PITCHERS         | W  | L | ERA   | G  | GS | CG | SHO | SV | SVO | IP    | H   | R  | ER | HR | HB | BB | IBB | SO | WP | BK | AVG  |
|------------------|----|---|-------|----|----|----|-----|----|-----|-------|-----|----|----|----|----|----|-----|----|----|----|------|
| Alexander, Tyler | 5  | 5 | 6.72  | 21 | 18 | 0  | 0   | 0  | 0   | 85.2  | 95  | 68 | 64 | 25 | 4  | 37 | 1   | 96 | 1  | 0  | .277 |
| Anderson, Tanner | 9  | 5 | 6.00  | 21 | 16 | 1  | 1   | 0  | 0   | 96.0  | 121 | 68 | 64 | 21 | 5  | 41 | 0   | 59 | 1  | 0  | .307 |
| Bassitt, Chris   | 0  | 0 | 4.50  | 2  | 2  | 0  | 0   | 0  | 0   | 8.0   | 8   | 6  | 4  | 2  | 1  | 2  | 0   | 9  | 1  | 0  | .242 |
| Blackburn, Paul  | 11 | 3 | 4.34  | 24 | 22 | 0  | 0   | 0  | 0   | 132.2 | 133 | 70 | 64 | 18 | 3  | 34 | 0   | 92 | 4  | 0  | .265 |
| Blevins, Jerry   | 0  | 0 | 1.69  | 7  | 0  | 0  | 0   | 0  | 0   | 10.2  | 9   | 2  | 2  | 2  | 0  | 4  | 0   | 16 | 0  | 0  | .225 |
| Bracewell, Ben   | 1  | 3 | 3.13  | 41 | 1  | 0  | 0   | 2  | 2   | 72.0  | 69  | 40 | 25 | 4  | 4  | 38 | 1   | 70 | 3  | 0  | .250 |
| Buchanan, Jake   | 3  | 6 | 6.16  | 20 | 20 | 0  | 0   | 0  | 0   | 99.1  | 125 | 75 | 68 | 24 | 9  | 34 | 0   | 71 | 1  | 0  | .313 |
| Buchter, Ryan    | 0  | 0 | 0.00  | 1  | 0  | 0  | 0   | 0  | 0   | 1.0   | 0   | 0  | 0  | 0  | 0  | 0  | 0   | 0  | 0  | 0  | .000 |
| Campbell, Eric   | 0  | 0 | 13.50 | 2  | 0  | 0  | 0   | 0  | 0   | 2.2   | 7   | 5  | 4  | 1  | 0  | 2  | 0   | 0  | 0  | 0  | .467 |
| Cotton, Jharel   | 0  | 2 | 7.71  | 14 | 1  | 0  | 0   | 0  | 2   | 18.2  | 23  | 17 | 16 | 5  | 0  | 10 | 0   | 24 | 1  | 0  | .303 |
| Dull, Ryan       | 1  | 4 | 5.45  | 30 | 0  | 0  | 0   | 4  | 8   | 39.2  | 43  | 28 | 24 | 6  | 1  | 13 | 1   | 50 | 1  | 2  | .272 |
| Dunshee, Parker  | 4  | 5 | 5.38  | 20 | 19 | 0  | 0   | 1  | 1   | 92.0  | 86  | 62 | 55 | 21 | 6  | 37 | 0   | 90 | 2  | 3  | .245 |
| Estrada, Marco   | 0  | 0 | 12.00 | 1  | 1  | 0  | 0   | 0  | 0   | 3.0   | 4   | 4  | 1  | 0  | 3  | 0  | 3   | 0  | 0  | 0  | .308 |
| Finnegan, Kyle   | 3  | 1 | 2.89  | 21 | 0  | 0  | 0   | 5  | 5   | 28.0  | 23  | 10 | 9  | 3  | 0  | 12 | 0   | 36 | 4  | 0  | .228 |
| Harvey, Matt     | 1  | 0 | 3.18  | 5  | 3  | 0  | 0   | 0  | 0   | 17.0  | 13  | 6  | 6  | 2  | 0  | 5  | 0   | 21 | 0  | 0  | .210 |
| Holmes, Grant    | 0  | 0 | 1.93  | 1  | 1  | 0  | 0   | 0  | 0   | 4.2   | 6   | 1  | 1  | 1  | 0  | 1  | 0   | 5  | 0  | 0  | .353 |
| Howard, Brian    | 0  | 1 | 13.81 | 4  | 4  | 0  | 0   | 0  | 0   | 14.1  | 28  | 23 | 22 | 4  | 2  | 8  | 1   | 16 | 3  | 1  | .412 |
| Jackson, Edwin   | 0  | 0 | 8.38  | 2  | 2  | 0  | 0   | 0  | 0   | 9.2   | 9   | 9  | 9  | 3  | 0  | 7  | 0   | 10 | 0  | 0  | .237 |

| PITCHERS          | W         | L         | ERA         | G          | GS         | CG       | SHO      | SV        | SVO       | IP            | H           | R          | ER         | HR         | HB        | BB         | IBB       | SO          | WP        | BK       | AVG        |
|-------------------|-----------|-----------|-------------|------------|------------|----------|----------|-----------|-----------|---------------|-------------|------------|------------|------------|-----------|------------|-----------|-------------|-----------|----------|------------|
| Joseph, Corban    | 0         | 0         | 27.00       | 1          | 0          | 0        | 0        | 0         | 0         | 1.0           | 2           | 3          | 3          | 2          | 0         | 1          | 0         | 1           | 0         | 0        | 400        |
| Kaprielian, James | 0         | 0         | 2.25        | 1          | 1          | 0        | 0        | 0         | 0         | 4.0           | 6           | 1          | 1          | 0          | 0         | 0          | 0         | 6           | 0         | 0        | 333        |
| Kiekhfer, Dean    | 0         | 1         | 54.00       | 2          | 0          | 0        | 0        | 0         | 1         | 0.2           | 4           | 4          | 4          | 1          | 0         | 1          | 1         | 0           | 0         | 0        | 667        |
| Lobstein, Kyle    | 6         | 4         | 4.75        | 43         | 1          | 0        | 0        | 2         | 3         | 66.1          | 67          | 39         | 35         | 6          | 4         | 32         | 1         | 66          | 4         | 0        | 264        |
| Luzardo, Jesus    | 1         | 1         | 3.19        | 7          | 7          | 0        | 0        | 0         | 0         | 31.0          | 29          | 12         | 11         | 3          | 0         | 8          | 0         | 34          | 3         | 0        | 240        |
| Manaea, Sean      | 3         | 1         | 3.21        | 5          | 5          | 0        | 0        | 0         | 0         | 28.0          | 16          | 11         | 10         | 5          | 1         | 6          | 0         | 43          | 1         | 0        | 165        |
| McNutt, Trey      | 5         | 2         | 4.99        | 30         | 0          | 0        | 0        | 2         | 4         | 39.2          | 41          | 22         | 22         | 5          | 4         | 18         | 1         | 45          | 3         | 0        | 268        |
| Mengden, Daniel   | 4         | 3         | 4.22        | 13         | 10         | 0        | 0        | 0         | 1         | 64.0          | 56          | 37         | 30         | 8          | 2         | 20         | 2         | 61          | 3         | 0        | 228        |
| Naile, James      | 2         | 0         | 4.41        | 3          | 3          | 0        | 0        | 0         | 0         | 16.1          | 18          | 8          | 8          | 4          | 1         | 6          | 0         | 10          | 0         | 0        | 281        |
| Puk, A.J.         | 4         | 1         | 4.91        | 9          | 0          | 0        | 0        | 0         | 2         | 11.0          | 7           | 7          | 6          | 3          | 1         | 3          | 0         | 16          | 1         | 0        | 175        |
| Romero, Miguel    | 4         | 1         | 3.96        | 45         | 1          | 0        | 0        | 3         | 4         | 72.2          | 65          | 34         | 32         | 11         | 6         | 36         | 2         | 81          | 4         | 2        | 234        |
| Ruiz, Norge       | 2         | 3         | 9.08        | 19         | 0          | 0        | 0        | 2         | 3         | 35.2          | 62          | 39         | 36         | 10         | 4         | 14         | 0         | 24          | 5         | 0        | 383        |
| Rupp, Cameron     | 0         | 0         | 18.00       | 1          | 0          | 0        | 0        | 0         | 0         | 1.0           | 1           | 2          | 2          | 1          | 0         | 2          | 0         | 0           | 0         | 0        | 250        |
| Schlitter, Brian  | 4         | 1         | 4.64        | 35         | 1          | 0        | 0        | 11        | 14        | 42.2          | 51          | 25         | 22         | 6          | 1         | 11         | 0         | 31          | 3         | 0        | 300        |
| Seddon, Joel      | 1         | 0         | 3.00        | 1          | 0          | 0        | 0        | 0         | 0         | 3.0           | 3           | 1          | 1          | 0          | 0         | 1          | 0         | 2           | 0         | 0        | 250        |
| Stull, Cody       | 0         | 0         | 3.68        | 5          | 0          | 0        | 0        | 0         | 0         | 7.1           | 8           | 3          | 3          | 0          | 0         | 4          | 0         | 5           | 0         | 0        | 296        |
| Taylor, Beau      | 0         | 0         | 18.00       | 1          | 0          | 0        | 0        | 0         | 0         | 1.0           | 2           | 2          | 2          | 1          | 1         | 0          | 0         | 0           | 0         | 0        | 500        |
| Treinen, Blake    | 1         | 0         | 27.00       | 1          | 0          | 0        | 0        | 0         | 1         | 1.0           | 4           | 3          | 3          | 2          | 0         | 0          | 0         | 0           | 0         | 0        | 667        |
| Triggs, Andrew    | 1         | 0         | 6.75        | 3          | 0          | 0        | 0        | 0         | 0         | 2.2           | 3           | 2          | 2          | 0          | 0         | 4          | 0         | 3           | 0         | 0        | 273        |
| Wang, Wei-Chung   | 1         | 1         | 4.78        | 19         | 0          | 0        | 0        | 1         | 2         | 26.1          | 29          | 14         | 14         | 5          | 1         | 8          | 1         | 24          | 1         | 0        | 276        |
| Wendelken, J.B.   | 6         | 3         | 5.59        | 30         | 1          | 0        | 0        | 3         | 7         | 38.2          | 47          | 26         | 24         | 8          | 2         | 19         | 1         | 43          | 3         | 0        | 297        |
| <b>Team Total</b> | <b>83</b> | <b>57</b> | <b>5.20</b> | <b>140</b> | <b>140</b> | <b>1</b> | <b>6</b> | <b>36</b> | <b>60</b> | <b>1229.0</b> | <b>1323</b> | <b>789</b> | <b>710</b> | <b>224</b> | <b>63</b> | <b>482</b> | <b>13</b> | <b>1163</b> | <b>53</b> | <b>8</b> | <b>274</b> |

## MIDLAND

| BATTERS           | AVG         | G          | AB          | R          | H           | 2B         | 3B        | HR        | RBI        | SH        | SF        | HP        | BB         | IBB       | SO          | SB         | CS        | DP        | SLG        | OBP         | E         |
|-------------------|-------------|------------|-------------|------------|-------------|------------|-----------|-----------|------------|-----------|-----------|-----------|------------|-----------|-------------|------------|-----------|-----------|------------|-------------|-----------|
| Barrera, Luis     | .321        | 54         | 224         | 35         | 72          | 9          | 11        | 4         | 24         | 2         | 1         | 1         | 12         | 1         | 48          | 9          | 7         | 4         | 513        | .357        | 2         |
| Blanco, Dairon    | .276        | 78         | 301         | 57         | 83          | 13         | 12        | 7         | 44         | 1         | 1         | 2         | 29         | 0         | 95          | 27         | 7         | 4         | 468        | .342        | 2         |
| Bride, Jonah      | .222        | 2          | 9           | 2          | 2           | 0          | 0         | 0         | 0          | 0         | 0         | 0         | 0          | 0         | 1           | 0          | 0         | 0         | 222        | .222        | 0         |
| Calabuig, Chase   | .280        | 109        | 403         | 57         | 113         | 14         | 3         | 4         | 50         | 0         | 5         | 5         | 63         | 1         | 101         | 7          | 4         | 8         | 360        | .380        | 3         |
| Deichmann, Greg   | .219        | 80         | 301         | 42         | 66          | 10         | 2         | 11        | 36         | 0         | 3         | 2         | 34         | 0         | 103         | 19         | 5         | 6         | 375        | .300        | 4         |
| Diaz, Edwin       | .238        | 127        | 458         | 63         | 109         | 36         | 7         | 14        | 72         | 2         | 3         | 9         | 48         | 1         | 153         | 3          | 1         | 4         | 439        | .320        | 13        |
| Gamache, Dan      | .194        | 39         | 144         | 12         | 28          | 6          | 0         | 0         | 14         | 0         | 0         | 3         | 22         | 0         | 34          | 0          | 0         | 5         | 236        | .314        | 2         |
| Goldby, Cooper    | .115        | 22         | 61          | 3          | 7           | 0          | 0         | 0         | 0          | 0         | 0         | 1         | 9          | 0         | 30          | 0          | 0         | 1         | 115        | .239        | 3         |
| Heim, Jonah       | .282        | 50         | 181         | 20         | 51          | 12         | 0         | 5         | 34         | 0         | 1         | 2         | 24         | 2         | 27          | 0          | 1         | 5         | 431        | .370        | 2         |
| McDonald, Mickey  | .244        | 44         | 156         | 14         | 38          | 6          | 0         | 0         | 11         | 2         | 1         | 1         | 14         | 0         | 48          | 4          | 2         | 1         | 282        | .308        | 0         |
| Merrell, Kevin    | .246        | 82         | 289         | 37         | 71          | 13         | 4         | 2         | 34         | 3         | 5         | 3         | 18         | 1         | 67          | 13         | 4         | 4         | 339        | .292        | 10        |
| Miller, Anthony   | .188        | 25         | 80          | 7          | 15          | 3          | 0         | 0         | 5          | 0         | 0         | 0         | 13         | 1         | 40          | 0          | 0         | 0         | 225        | .301        | 1         |
| Mondou, Nate      | .248        | 122        | 427         | 54         | 106         | 15         | 3         | 5         | 45         | 3         | 7         | 8         | 58         | 0         | 94          | 7          | 8         | 8         | 333        | .344        | 5         |
| Motter, Taylor    | .213        | 60         | 221         | 30         | 47          | 8          | 0         | 8         | 26         | 0         | 1         | 2         | 26         | 0         | 58          | 3          | 2         | 6         | 357        | .300        | 5         |
| Mullen, Robert    | .200        | 2          | 5           | 1          | 1           | 0          | 0         | 1         | 2          | 0         | 0         | 0         | 0          | 0         | 0           | 0          | 0         | 0         | 800        | .200        | 0         |
| Perez, Brallan    | .254        | 74         | 268         | 30         | 68          | 7          | 1         | 1         | 21         | 3         | 2         | 6         | 26         | 0         | 48          | 5          | 7         | 5         | 299        | .331        | 7         |
| Persico, Luke     | .257        | 37         | 136         | 21         | 35          | 6          | 2         | 2         | 17         | 1         | 1         | 1         | 13         | 0         | 38          | 1          | 0         | 4         | 375        | .325        | 3         |
| Ramirez, Tyler    | .240        | 79         | 279         | 35         | 67          | 14         | 2         | 5         | 42         | 0         | 3         | 7         | 47         | 1         | 89          | 5          | 2         | 4         | 358        | .360        | 1         |
| Theroux, Collin   | .180        | 93         | 306         | 42         | 55          | 13         | 0         | 12        | 36         | 1         | 4         | 4         | 49         | 0         | 178         | 0          | 0         | 2         | 340        | .298        | 8         |
| White III, Mikey  | .261        | 97         | 391         | 59         | 102         | 26         | 0         | 10        | 61         | 1         | 2         | 7         | 40         | 2         | 102         | 2          | 3         | 8         | 404        | .339        | 13        |
| Zambrano, Jesus   | .000        | 1          | 3           | 0          | 0           | 0          | 0         | 0         | 0          | 0         | 0         | 1         | 0          | 0         | 2           | 0          | 0         | 0         | 000        | .250        | 0         |
| <b>Team Total</b> | <b>.245</b> | <b>139</b> | <b>4643</b> | <b>621</b> | <b>1136</b> | <b>211</b> | <b>47</b> | <b>91</b> | <b>574</b> | <b>19</b> | <b>40</b> | <b>65</b> | <b>545</b> | <b>10</b> | <b>1356</b> | <b>105</b> | <b>53</b> | <b>79</b> | <b>369</b> | <b>.330</b> | <b>93</b> |

| PITCHERS            | W | L | ERA    | G  | GS | CG | SHO | SV | SVO | IP    | H   | R  | ER | HR | HB | BB | IBB | SO  | WP | BK | AVG |
|---------------------|---|---|--------|----|----|----|-----|----|-----|-------|-----|----|----|----|----|----|-----|-----|----|----|-----|
| Alexander, Tyler    | 1 | 1 | 0.56   | 8  | 0  | 0  | 0   | 0  | 1   | 16.0  | 7   | 1  | 1  | 0  | 0  | 5  | 0   | 14  | 0  | 0  | 137 |
| Bracewell, Ben      | 0 | 0 | 0.00   | 2  | 0  | 0  | 0   | 0  | 0   | 4.0   | 1   | 0  | 0  | 0  | 1  | 3  | 0   | 4   | 0  | 0  | 083 |
| Charles, Wandisson  | 1 | 0 | 1.88   | 9  | 0  | 0  | 0   | 0  | 0   | 14.1  | 9   | 4  | 3  | 1  | 0  | 5  | 0   | 17  | 0  | 0  | 173 |
| Cocharan-Gill, Trey | 3 | 4 | 5.36   | 35 | 2  | 0  | 0   | 2  | 5   | 48.2  | 49  | 31 | 29 | 6  | 4  | 28 | 4   | 38  | 6  | 1  | 269 |
| Duno, Angel         | 4 | 3 | 6.26   | 29 | 0  | 0  | 0   | 1  | 4   | 46.0  | 51  | 34 | 32 | 7  | 3  | 8  | 0   | 44  | 3  | 0  | 276 |
| Dunshee, Parker     | 2 | 2 | 1.89   | 6  | 6  | 0  | 0   | 0  | 0   | 38.0  | 26  | 11 | 8  | 1  | 4  | 11 | 0   | 34  | 2  | 0  | 195 |
| Erwin, Zack         | 6 | 3 | 3.22   | 39 | 0  | 0  | 0   | 7  | 7   | 58.2  | 71  | 28 | 21 | 6  | 1  | 15 | 3   | 68  | 3  | 0  | 306 |
| Finnegan, Kyle      | 0 | 1 | 1.59   | 21 | 0  | 0  | 0   | 9  | 11  | 22.2  | 16  | 5  | 4  | 0  | 1  | 7  | 1   | 36  | 4  | 0  | 190 |
| Friedrichs, Kyle    | 6 | 7 | 3.43   | 20 | 19 | 0  | 0   | 0  | 0   | 112.2 | 121 | 45 | 43 | 5  | 5  | 31 | 0   | 81  | 2  | 0  | 281 |
| Goldby, Cooper      | 0 | 0 | 108.00 | 1  | 0  | 0  | 0   | 0  | 0   | 0.2   | 5   | 8  | 8  | 1  | 1  | 2  | 0   | 0   | 0  | 0  | 714 |
| Gorman III, John    | 4 | 5 | 4.76   | 43 | 1  | 0  | 0   | 8  | 12  | 56.2  | 63  | 35 | 30 | 7  | 4  | 19 | 2   | 72  | 5  | 0  | 283 |
| Hall, Charles       | 0 | 0 | 27.00  | 1  | 0  | 0  | 0   | 0  | 0   | 1.1   | 2   | 4  | 4  | 1  | 1  | 1  | 0   | 2   | 0  | 0  | 333 |
| Holmes, Grant       | 6 | 5 | 3.31   | 22 | 16 | 0  | 0   | 0  | 1   | 81.2  | 71  | 34 | 30 | 9  | 5  | 27 | 0   | 76  | 6  | 0  | 235 |
| Howard, Brian       | 8 | 8 | 3.25   | 23 | 23 | 0  | 0   | 0  | 0   | 130.0 | 137 | 54 | 47 | 7  | 4  | 39 | 0   | 118 | 9  | 0  | 277 |
| Hurtado, Jhenderson | 0 | 0 | 0.00   | 1  | 1  | 0  | 0   | 0  | 0   | 4.0   | 2   | 0  | 0  | 0  | 1  | 2  | 0   | 4   | 1  | 0  | 154 |

PLAYER DEVELOPMENT

## Minor League Statistics, continued

| PITCHERS           | W         | L         | ERA         | G          | GS         | CG       | SHO       | SV        | SVO       | IP            | H           | R          | ER         | HR         | HB        | BB         | IBB       | SO          | WP        | BK       | AVG         |
|--------------------|-----------|-----------|-------------|------------|------------|----------|-----------|-----------|-----------|---------------|-------------|------------|------------|------------|-----------|------------|-----------|-------------|-----------|----------|-------------|
| Jefferies, Daulton | 1         | 2         | 3.66        | 21         | 12         | 0        | 0         | 0         | 1         | 64.0          | 63          | 30         | 26         | 7          | 5         | 7          | 0         | 72          | 7         | 0        | .255        |
| Jordan, Mitchell   | 0         | 0         | 6.75        | 1          | 1          | 0        | 0         | 0         | 0         | 4.0           | 3           | 3          | 3          | 1          | 0         | 4          | 0         | 4           | 1         | 0        | .214        |
| Kaprielian, James  | 2         | 1         | 1.63        | 7          | 5          | 0        | 0         | 0         | 0         | 27.2          | 18          | 5          | 5          | 2          | 2         | 8          | 0         | 26          | 1         | 0        | .186        |
| Martinez, Seth     | 4         | 1         | 1.26        | 16         | 0          | 0        | 0         | 1         | 1         | 28.2          | 21          | 5          | 4          | 0          | 1         | 9          | 0         | 33          | 0         | 0        | .206        |
| McNutt, Trey       | 2         | 3         | 5.33        | 15         | 0          | 0        | 0         | 0         | 3         | 25.1          | 29          | 15         | 15         | 2          | 2         | 4          | 0         | 35          | 1         | 0        | .287        |
| Millburn, Matt     | 8         | 9         | 4.90        | 26         | 25         | 1        | 0         | 0         | 0         | 150.2         | 179         | 89         | 82         | 18         | 4         | 37         | 2         | 86          | 6         | 0        | .302        |
| Mondou, Nate       | 0         | 0         | 0.00        | 1          | 0          | 0        | 0         | 0         | 0         | 0.1           | 1           | 0          | 0          | 0          | 0         | 0          | 0         | 0           | 0         | 0        | .500        |
| Naile, James       | 8         | 7         | 5.54        | 24         | 21         | 0        | 0         | 1         | 1         | 125.0         | 155         | 83         | 77         | 12         | 8         | 44         | 0         | 82          | 4         | 0        | .306        |
| Puk, A.J.          | 0         | 0         | 4.32        | 6          | 1          | 0        | 0         | 0         | 0         | 8.1           | 9           | 4          | 4          | 2          | 0         | 3          | 0         | 13          | 3         | 0        | .281        |
| Ruiz, Norge        | 0         | 2         | 3.74        | 19         | 0          | 0        | 0         | 1         | 3         | 33.2          | 37          | 17         | 14         | 4          | 1         | 9          | 0         | 30          | 2         | 0        | .282        |
| Seddon, Joel       | 0         | 0         | 16.43       | 4          | 1          | 0        | 0         | 0         | 0         | 7.2           | 19          | 14         | 14         | 3          | 1         | 4          | 0         | 4           | 0         | 0        | .500        |
| Stull, Cody        | 2         | 2         | 2.87        | 29         | 0          | 0        | 0         | 0         | 3         | 37.2          | 32          | 13         | 12         | 1          | 2         | 13         | 1         | 34          | 4         | 0        | .227        |
| Verrett, Logan     | 1         | 0         | 3.93        | 7          | 4          | 0        | 0         | 0         | 0         | 34.1          | 30          | 15         | 15         | 4          | 1         | 4          | 0         | 33          | 0         | 0        | .234        |
| Zambrano, Jesus    | 4         | 0         | 1.21        | 28         | 1          | 0        | 0         | 7         | 7         | 44.2          | 41          | 9          | 6          | 1          | 0         | 13         | 2         | 32          | 2         | 0        | .246        |
| <b>Team Total</b>  | <b>73</b> | <b>66</b> | <b>3.92</b> | <b>139</b> | <b>139</b> | <b>1</b> | <b>11</b> | <b>36</b> | <b>60</b> | <b>1227.1</b> | <b>1268</b> | <b>596</b> | <b>535</b> | <b>108</b> | <b>62</b> | <b>362</b> | <b>15</b> | <b>1092</b> | <b>72</b> | <b>1</b> | <b>.270</b> |

## STOCKTON

| BATTERS            | AVG         | G          | AB          | R          | H           | 2B         | 3B        | HR        | RBI        | SH        | SF        | HP        | BB         | IBB      | SO          | SB        | CS        | DP        | SLG         | OBP         | E         |
|--------------------|-------------|------------|-------------|------------|-------------|------------|-----------|-----------|------------|-----------|-----------|-----------|------------|----------|-------------|-----------|-----------|-----------|-------------|-------------|-----------|
| Allen, Nick        | .292        | 72         | 288         | 45         | 84          | 22         | 5         | 3         | 25         | 8         | 0         | 4         | 28         | 0        | 52          | 13        | 5         | 2         | .434        | .363        | 6         |
| Armenteros, Lazaro | .222        | 126        | 459         | 65         | 102         | 22         | 5         | 17        | 61         | 0         | 0         | 6         | 73         | 1        | 227         | 22        | 6         | 4         | .403        | .336        | 4         |
| Beck, Austin       | .251        | 85         | 338         | 40         | 85          | 22         | 4         | 8         | 49         | 0         | 3         | 2         | 24         | 0        | 126         | 2         | 2         | 6         | .411        | .302        | 4         |
| Bride, Jonah       | .279        | 115        | 402         | 54         | 112         | 18         | 4         | 10        | 58         | 0         | 3         | 17        | 44         | 0        | 97          | 2         | 0         | 6         | .418        | .371        | 8         |
| Cross, Matt        | .091        | 3          | 11          | 1          | 1           | 0          | 0         | 1         | 1          | 0         | 0         | 1         | 1          | 0        | 6           | 0         | 0         | 0         | .364        | .231        | 1         |
| Devenenzi, Jordan  | .251        | 73         | 227         | 17         | 57          | 6          | 0         | 1         | 20         | 3         | 3         | 7         | 15         | 0        | 59          | 0         | 0         | 9         | .291        | .313        | 2         |
| Eierman, Jeremy    | .208        | 131        | 501         | 57         | 104         | 22         | 7         | 13        | 64         | 3         | 4         | 5         | 39         | 0        | 177         | 11        | 3         | 12        | .357        | .270        | 15        |
| Giarratano, Nico   | .193        | 28         | 88          | 13         | 17          | 3          | 0         | 1         | 7          | 0         | 1         | 2         | 9          | 0        | 36          | 1         | 0         | 4         | .261        | .280        | 1         |
| Gonzalez, Yhoelny  | .133        | 14         | 45          | 6          | 6           | 1          | 0         | 0         | 2          | 0         | 0         | 1         | 4          | 1        | 25          | 2         | 0         | 0         | .156        | .220        | 0         |
| Gridley, Ryan      | .274        | 59         | 237         | 27         | 65          | 15         | 0         | 3         | 20         | 2         | 2         | 3         | 17         | 0        | 43          | 4         | 2         | 2         | .376        | .328        | 5         |
| Hannah, Jameson    | .283        | 92         | 375         | 48         | 106         | 25         | 3         | 2         | 31         | 0         | 3         | 6         | 29         | 1        | 88          | 6         | 7         | 3         | .381        | .341        | 3         |
| Hargrove, Hunter   | .209        | 48         | 182         | 13         | 38          | 8          | 1         | 3         | 21         | 0         | 0         | 1         | 13         | 1        | 43          | 0         | 1         | 7         | .313        | .265        | 2         |
| Hundley, Nick      | .190        | 5          | 21          | 3          | 4           | 1          | 0         | 0         | 1          | 0         | 0         | 0         | 2          | 0        | 7           | 0         | 0         | 1         | .238        | .261        | 0         |
| Loehr, Trace       | .291        | 93         | 350         | 54         | 102         | 20         | 3         | 3         | 40         | 0         | 2         | 3         | 30         | 1        | 71          | 10        | 7         | 9         | .391        | .351        | 11        |
| Martinez, Seth     | —           | 1          | 0           | 0          | 0           | 0          | 0         | 0         | 0          | 0         | 0         | 0         | 0          | 0        | 0           | 0         | 0         | 0         | —           | —           | 0         |
| McDonald, Mickey   | .229        | 66         | 214         | 28         | 49          | 6          | 4         | 0         | 20         | 2         | 4         | 3         | 29         | 0        | 66          | 12        | 6         | 3         | .294        | .324        | 2         |
| Mullen, Robert     | .280        | 70         | 250         | 31         | 70          | 15         | 0         | 10        | 36         | 0         | 4         | 7         | 13         | 0        | 65          | 0         | 0         | 5         | .460        | .328        | 7         |
| Perez, Brallan     | .192        | 10         | 26          | 2          | 5           | 2          | 0         | 0         | 1          | 0         | 0         | 0         | 2          | 0        | 7           | 1         | 0         | 1         | .269        | .250        | 1         |
| Phegley, Josh      | .400        | 1          | 5           | 2          | 2           | 0          | 0         | 0         | 1          | 0         | 0         | 0         | 0          | 0        | 2           | 0         | 0         | 0         | .400        | .400        | 0         |
| Rincones, Rafael   | .091        | 4          | 11          | 0          | 1           | 0          | 0         | 0         | 1          | 0         | 0         | 1         | 3          | 0        | 6           | 0         | 0         | 0         | .091        | .333        | 2         |
| Rivas III, Alfonso | .283        | 114        | 431         | 60         | 122         | 24         | 3         | 8         | 55         | 0         | 5         | 7         | 66         | 3        | 113         | 2         | 2         | 8         | .408        | .383        | 5         |
| Schwarz, JJ        | .109        | 20         | 64          | 2          | 7           | 1          | 0         | 0         | 3          | 0         | 0         | 0         | 7          | 0        | 19          | 0         | 0         | 2         | .125        | .197        | 1         |
| Squier, Payton     | .176        | 21         | 74          | 10         | 13          | 5          | 0         | 0         | 3          | 0         | 0         | 1         | 4          | 0        | 11          | 1         | 0         | 2         | .243        | .228        | 2         |
| Watson, Josh       | .109        | 20         | 55          | 9          | 6           | 1          | 1         | 1         | 7          | 0         | 2         | 1         | 11         | 0        | 19          | 2         | 0         | 2         | .218        | .261        | 1         |
| <b>Team Total</b>  | <b>.249</b> | <b>138</b> | <b>4654</b> | <b>587</b> | <b>1158</b> | <b>239</b> | <b>40</b> | <b>84</b> | <b>527</b> | <b>18</b> | <b>36</b> | <b>78</b> | <b>463</b> | <b>8</b> | <b>1365</b> | <b>91</b> | <b>41</b> | <b>88</b> | <b>.372</b> | <b>.325</b> | <b>95</b> |

| PITCHERS           | W | L  | ERA  | G  | GS | CG | SHO | SV | SVO | IP    | H   | R  | ER | HR | HB | BB | IBB | SO  | WP | BK | AVG  |
|--------------------|---|----|------|----|----|----|-----|----|-----|-------|-----|----|----|----|----|----|-----|-----|----|----|------|
| Altamirano, Xavier | 5 | 13 | 5.61 | 28 | 26 | 0  | 0   | 0  | 0   | 130.0 | 156 | 90 | 81 | 23 | 8  | 39 | 1   | 104 | 8  | 1  | .293 |
| Bassitt, Chris     | 0 | 0  | 0.00 | 1  | 1  | 0  | 0   | 0  | 0   | 3.0   | 0   | 0  | 0  | 0  | 0  | 0  | 0   | 7   | 0  | 0  | .000 |
| Bayer, Peter       | 1 | 1  | 3.38 | 37 | 0  | 0  | 0   | 4  | 6   | 50.2  | 38  | 21 | 19 | 3  | 6  | 38 | 0   | 60  | 8  | 0  | .205 |
| Bray, Jake         | 2 | 3  | 5.34 | 35 | 1  | 0  | 0   | 4  | 5   | 60.2  | 63  | 37 | 36 | 12 | 2  | 32 | 1   | 74  | 2  | 0  | .266 |
| Charles, Wandisson | 0 | 0  | 3.16 | 18 | 0  | 0  | 0   | 2  | 3   | 25.2  | 14  | 15 | 9  | 1  | 3  | 18 | 0   | 39  | 9  | 0  | .161 |
| Cochran-Gill, Trey | 0 | 2  | 5.06 | 9  | 0  | 0  | 0   | 2  | 4   | 10.2  | 12  | 6  | 6  | 3  | 1  | 8  | 2   | 7   | 1  | 0  | .300 |
| Conley, Bryce      | 3 | 1  | 2.78 | 9  | 7  | 0  | 0   | 0  | 0   | 32.1  | 20  | 11 | 10 | 4  | 2  | 21 | 0   | 29  | 1  | 0  | .183 |
| Cotton, Jharel     | 1 | 1  | 6.00 | 4  | 2  | 0  | 0   | 0  | 0   | 9.0   | 7   | 6  | 6  | 3  | 0  | 2  | 0   | 9   | 0  | 0  | .200 |
| Damron, Ty         | 1 | 0  | 2.03 | 17 | 0  | 0  | 0   | 0  | 0   | 26.2  | 13  | 6  | 6  | 2  | 3  | 9  | 0   | 31  | 1  | 1  | .155 |
| Danielak, Michael  | 3 | 0  | 3.41 | 16 | 0  | 0  | 0   | 0  | 0   | 29.0  | 27  | 15 | 11 | 3  | 3  | 8  | 0   | 40  | 1  | 0  | .245 |
| Duno, Angel        | 0 | 2  | 4.08 | 11 | 0  | 0  | 0   | 0  | 1   | 17.2  | 17  | 9  | 8  | 2  | 0  | 2  | 0   | 15  | 1  | 1  | .254 |
| Estrada, Marco     | 0 | 1  | 8.10 | 3  | 3  | 0  | 0   | 0  | 0   | 6.2   | 9   | 7  | 6  | 3  | 0  | 1  | 0   | 8   | 0  | 1  | .300 |
| Feigl, Brady       | 5 | 11 | 4.42 | 27 | 25 | 0  | 0   | 0  | 0   | 134.1 | 148 | 83 | 66 | 12 | 8  | 35 | 0   | 119 | 7  | 0  | .282 |
| Friedrichs, Kyle   | 0 | 0  | 3.38 | 3  | 3  | 0  | 0   | 0  | 0   | 10.2  | 9   | 4  | 4  | 1  | 2  | 3  | 0   | 8   | 0  | 0  | .237 |
| Giarratano, Nico   | 0 | 0  | 6.75 | 3  | 0  | 0  | 0   | 0  | 0   | 2.2   | 2   | 2  | 2  | 1  | 1  | 1  | 0   | 1   | 0  | 0  | .200 |
| Gilbert, Will      | 5 | 1  | 4.30 | 35 | 0  | 0  | 0   | 0  | 0   | 58.2  | 56  | 36 | 28 | 7  | 3  | 23 | 0   | 66  | 1  | 0  | .246 |
| Hargrove, Hunter   | 0 | 0  | 6.00 | 3  | 0  | 0  | 0   | 0  | 0   | 3.0   | 5   | 2  | 2  | 0  | 0  | 2  | 0   | 4   | 0  | 0  | .357 |



| PITCHERS            | W         | L         | ERA         | G          | GS         | CG       | SHO       | SV        | SVO       | IP            | H           | R          | ER         | HR         | HB        | BB         | IBB      | SO          | WP        | BK       | AVG         |
|---------------------|-----------|-----------|-------------|------------|------------|----------|-----------|-----------|-----------|---------------|-------------|------------|------------|------------|-----------|------------|----------|-------------|-----------|----------|-------------|
| Harris, Hogan       | 0         | 2         | 2.51        | 7          | 7          | 0        | 0         | 0         | 0         | 28.2          | 18          | 8          | 8          | 2          | 1         | 10         | 0        | 29          | 2         | 0        | .184        |
| Highberger, Nick    | 5         | 4         | 4.38        | 44         | 0          | 0        | 0         | 6         | 11        | 63.2          | 61          | 40         | 31         | 5          | 5         | 36         | 3        | 46          | 8         | 0        | .255        |
| Hurtado, Jhenderson | 0         | 1         | 36.00       | 1          | 1          | 0        | 0         | 0         | 0         | 1.0           | 3           | 4          | 4          | 0          | 1         | 2          | 0        | 1           | 0         | 0        | .500        |
| Jackson, Edwin      | 1         | 0         | 3.60        | 1          | 1          | 0        | 0         | 0         | 0         | 5.0           | 5           | 2          | 2          | 1          | 0         | 0          | 0        | 9           | 0         | 0        | .263        |
| Jefferies, Daulton  | 1         | 0         | 2.40        | 5          | 3          | 0        | 0         | 0         | 0         | 15.0          | 10          | 4          | 4          | 1          | 0         | 2          | 0        | 21          | 0         | 0        | .182        |
| Jordan, Mitchell    | 10        | 7         | 4.41        | 27         | 22         | 0        | 0         | 0         | 0         | 140.2         | 141         | 75         | 69         | 24         | 8         | 39         | 0        | 131         | 14        | 0        | .258        |
| Kaprielian, James   | 2         | 2         | 4.46        | 11         | 10         | 0        | 0         | 0         | 0         | 36.1          | 35          | 19         | 18         | 6          | 4         | 8          | 0        | 43          | 0         | 0        | .250        |
| Kelly, Rafael       | 0         | 1         | 4.15        | 6          | 5          | 0        | 0         | 0         | 0         | 26.0          | 27          | 15         | 12         | 3          | 1         | 9          | 0        | 20          | 0         | 0        | .257        |
| Krall, Pat          | 2         | 3         | 5.12        | 23         | 1          | 0        | 0         | 1         | 2         | 31.2          | 41          | 18         | 18         | 2          | 1         | 11         | 0        | 23          | 1         | 1        | .318        |
| Leal, David         | 0         | 0         | 4.50        | 1          | 1          | 0        | 0         | 0         | 0         | 4.0           | 4           | 2          | 2          | 0          | 0         | 1          | 0        | 2           | 0         | 0        | .250        |
| Loehr, Trace        | 0         | 0         | 0.00        | 1          | 0          | 0        | 0         | 0         | 0         | 0.1           | 1           | 0          | 0          | 0          | 0         | 0          | 0        | 1           | 1         | 0        | .500        |
| Luzardo, Jesus      | 1         | 0         | 0.90        | 3          | 1          | 0        | 0         | 0         | 0         | 10.0          | 6           | 1          | 1          | 1          | 0         | 0          | 0        | 18          | 1         | 0        | .171        |
| Manaea, Sean        | 0         | 2         | 9.72        | 3          | 3          | 0        | 0         | 0         | 0         | 8.1           | 14          | 11         | 9          | 1          | 0         | 4          | 0        | 10          | 1         | 0        | .368        |
| Mariñez, Eric       | 1         | 0         | 5.40        | 20         | 0          | 0        | 0         | 1         | 1         | 30.0          | 26          | 18         | 18         | 2          | 4         | 17         | 0        | 41          | 9         | 0        | .222        |
| Marks, Wyatt        | 2         | 2         | 5.40        | 4          | 4          | 0        | 0         | 0         | 0         | 18.1          | 15          | 11         | 11         | 2          | 0         | 14         | 0        | 10          | 1         | 0        | .224        |
| Martinez, Seth      | 3         | 3         | 3.25        | 26         | 0          | 0        | 0         | 2         | 5         | 43.0          | 29          | 16         | 16         | 3          | 4         | 9          | 0        | 41          | 1         | 0        | .193        |
| McDonald, Mickey    | 0         | 0         | 0.00        | 1          | 0          | 0        | 0         | 0         | 0         | 1.0           | 0           | 0          | 0          | 0          | 0         | 0          | 0        | 1           | 0         | 0        | .000        |
| Nambiar, Kumar      | 1         | 0         | 6.00        | 1          | 0          | 0        | 0         | 0         | 0         | 3.0           | 3           | 3          | 2          | 0          | 0         | 3          | 0        | 2           | 0         | 0        | .273        |
| Perez, Ballan       | 0         | 0         | 0.00        | 1          | 0          | 0        | 0         | 0         | 0         | 1.0           | 2           | 0          | 0          | 0          | 0         | 0          | 0        | 1           | 0         | 0        | .400        |
| Pineda, Leudeny     | 0         | 1         | 11.25       | 1          | 1          | 0        | 0         | 0         | 0         | 4.0           | 7           | 5          | 5          | 1          | 0         | 2          | 0        | 3           | 2         | 0        | .389        |
| Poche', Jared       | 0         | 6         | 8.53        | 8          | 1          | 0        | 0         | 0         | 0         | 25.1          | 26          | 25         | 24         | 4          | 3         | 16         | 0        | 21          | 1         | 1        | .268        |
| Puk, A.J.           | 0         | 0         | 6.00        | 3          | 3          | 0        | 0         | 0         | 0         | 6.0           | 5           | 5          | 4          | 2          | 0         | 4          | 0        | 9           | 0         | 0        | .238        |
| Seddona, Joel       | 0         | 2         | 6.59        | 5          | 2          | 0        | 0         | 0         | 0         | 13.2          | 18          | 10         | 10         | 2          | 0         | 6          | 0        | 15          | 0         | 0        | .321        |
| Sheehan, Sam        | 0         | 4         | 7.48        | 22         | 0          | 0        | 0         | 0         | 1         | 27.2          | 31          | 29         | 23         | 1          | 1         | 37         | 0        | 43          | 12        | 0        | .282        |
| Varland, Gus        | 2         | 1         | 2.39        | 5          | 4          | 0        | 0         | 0         | 0         | 26.1          | 23          | 8          | 7          | 3          | 0         | 8          | 0        | 27          | 0         | 1        | .235        |
| Zambrano, Jesus     | 1         | 1         | 1.88        | 15         | 0          | 0        | 0         | 2         | 3         | 28.2          | 19          | 7          | 6          | 2          | 0         | 8          | 0        | 31          | 2         | 0        | .186        |
| <b>Team Total</b>   | <b>60</b> | <b>78</b> | <b>4.49</b> | <b>138</b> | <b>138</b> | <b>0</b> | <b>10</b> | <b>24</b> | <b>42</b> | <b>1210.0</b> | <b>1166</b> | <b>686</b> | <b>604</b> | <b>148</b> | <b>75</b> | <b>488</b> | <b>7</b> | <b>1220</b> | <b>96</b> | <b>7</b> | <b>.252</b> |

## BELOIT

| BATTERS            | AVG         | G          | AB          | R          | H           | 2B         | 3B        | HR        | RBI        | SH        | SF        | HP        | BB         | IBB      | SO          | SB         | CS        | DP        | SLG         | OBP         | E          |
|--------------------|-------------|------------|-------------|------------|-------------|------------|-----------|-----------|------------|-----------|-----------|-----------|------------|----------|-------------|------------|-----------|-----------|-------------|-------------|------------|
| Brito, Marcos      | .181        | 62         | 204         | 21         | 37          | 8          | 0         | 2         | 13         | 1         | 1         | 0         | 22         | 0        | 67          | 3          | 4         | 2         | .250        | .260        | 12         |
| Calabuig, Chase    | .304        | 13         | 46          | 4          | 14          | 2          | 0         | 1         | 5          | 0         | 0         | 0         | 12         | 0        | 10          | 1          | 2         | 1         | .413        | .448        | 1          |
| Churlin, Anthony   | .259        | 91         | 328         | 31         | 85          | 16         | 0         | 4         | 39         | 2         | 3         | 6         | 31         | 0        | 98          | 8          | 6         | 5         | .345        | .332        | 5          |
| Farrar, Logan      | .221        | 72         | 244         | 34         | 54          | 8          | 0         | 2         | 27         | 1         | 3         | 3         | 34         | 0        | 70          | 5          | 2         | 4         | .279        | .320        | 5          |
| Foyle, Devin       | .235        | 95         | 327         | 49         | 77          | 15         | 3         | 6         | 43         | 2         | 4         | 6         | 52         | 0        | 98          | 16         | 8         | 3         | .355        | .347        | 2          |
| Goldby, Cooper     | .172        | 10         | 29          | 1          | 5           | 1          | 0         | 0         | 2          | 0         | 0         | 0         | 4          | 0        | 7           | 1          | 0         | 1         | .207        | .273        | 2          |
| Gridley, Ryan      | .259        | 53         | 189         | 27         | 49          | 14         | 1         | 3         | 20         | 2         | 1         | 5         | 16         | 0        | 32          | 6          | 2         | 7         | .392        | .332        | 6          |
| Jones, John        | .238        | 86         | 298         | 36         | 71          | 9          | 0         | 6         | 42         | 0         | 3         | 4         | 52         | 0        | 86          | 2          | 2         | 7         | .329        | .356        | 7          |
| Madden, Lester     | .212        | 105        | 391         | 43         | 83          | 19         | 4         | 2         | 38         | 1         | 1         | 5         | 22         | 0        | 118         | 5          | 6         | 5         | .297        | .263        | 9          |
| Osborne, Nick      | .240        | 67         | 246         | 26         | 59          | 19         | 1         | 7         | 38         | 0         | 5         | 1         | 23         | 0        | 87          | 6          | 5         | 9         | .411        | .302        | 5          |
| Pena, Joseph       | .241        | 96         | 336         | 54         | 81          | 9          | 3         | 1         | 28         | 4         | 5         | 7         | 61         | 0        | 65          | 9          | 4         | 9         | .295        | .364        | 13         |
| Perez, Brallan     | .222        | 3          | 9           | 1          | 2           | 0          | 0         | 0         | 0          | 0         | 0         | 2         | 1          | 0        | 2           | 1          | 1         | 0         | .222        | .417        | 0          |
| Sanchez, Santis    | .168        | 46         | 161         | 10         | 27          | 8          | 0         | 2         | 14         | 0         | 2         | 3         | 12         | 0        | 52          | 0          | 0         | 2         | .255        | .236        | 8          |
| Schuemann, Max     | .256        | 94         | 340         | 57         | 87          | 29         | 1         | 3         | 35         | 2         | 2         | 14        | 30         | 0        | 75          | 25         | 11        | 6         | .374        | .339        | 14         |
| Schwarz, JJ        | .179        | 24         | 78          | 6          | 14          | 1          | 0         | 3         | 11         | 0         | 3         | 1         | 10         | 0        | 21          | 0          | 0         | 3         | .308        | .272        | 3          |
| Squier, Payton     | .315        | 36         | 127         | 18         | 40          | 8          | 1         | 0         | 13         | 0         | 1         | 2         | 15         | 0        | 30          | 8          | 1         | 3         | .394        | .393        | 2          |
| Vance, Cobie       | .232        | 85         | 293         | 39         | 68          | 18         | 0         | 1         | 28         | 0         | 7         | 6         | 39         | 0        | 59          | 4          | 1         | 9         | .304        | .328        | 12         |
| Vaughan, Noah      | .170        | 15         | 47          | 4          | 8           | 1          | 2         | 1         | 4          | 0         | 0         | 0         | 1          | 0        | 25          | 0          | 0         | 0         | .340        | .188        | 3          |
| Ward, Nick         | .232        | 85         | 293         | 35         | 68          | 10         | 3         | 4         | 35         | 2         | 2         | 6         | 40         | 0        | 91          | 6          | 1         | 2         | .328        | .334        | 13         |
| Weber, Skyler      | .195        | 101        | 343         | 41         | 67          | 19         | 0         | 4         | 34         | 2         | 2         | 5         | 35         | 0        | 87          | 11         | 3         | 8         | .286        | .278        | 12         |
| Woodworth, Michael | .217        | 26         | 83          | 10         | 18          | 1          | 0         | 0         | 7          | 2         | 1         | 3         | 12         | 0        | 18          | 4          | 1         | 1         | .229        | .333        | 1          |
| <b>Team Total</b>  | <b>.230</b> | <b>138</b> | <b>4412</b> | <b>547</b> | <b>1014</b> | <b>215</b> | <b>19</b> | <b>52</b> | <b>476</b> | <b>21</b> | <b>46</b> | <b>79</b> | <b>524</b> | <b>0</b> | <b>1198</b> | <b>121</b> | <b>60</b> | <b>87</b> | <b>.323</b> | <b>.320</b> | <b>148</b> |

| PITCHERS           | W | L  | ERA  | G  | GS | CG | SHO | SV | SVO | IP    | H    | R  | ER | HR | HB | BB | IBB | SO  | WP | BK | AVG  |
|--------------------|---|----|------|----|----|----|-----|----|-----|-------|------|----|----|----|----|----|-----|-----|----|----|------|
| Birlingmair, Reid  | 6 | 6  | 4.02 | 24 | 21 | 0  | 0   | 0  | 0   | 123.0 | 108  | 62 | 55 | 12 | 6  | 50 | 0   | 120 | 14 | 0  | .235 |
| Cerny, Charlie     | 2 | 5  | 3.57 | 38 | 0  | 0  | 0   | 8  | 10  | 53.0  | 45   | 29 | 21 | 1  | 5  | 37 | 2   | 42  | 11 | 2  | .236 |
| Charles, Wandisson | 1 | 0  | 3.22 | 13 | 0  | 0  | 0   | 0  | 0   | 1     | 22.1 | 12 | 9  | 8  | 1  | 1  | 20  | 0   | 37 | 6  | .158 |
| Cohen, Chase       | 5 | 10 | 4.64 | 27 | 18 | 0  | 0   | 2  | 3   | 114.1 | 113  | 68 | 59 | 9  | 4  | 56 | 1   | 106 | 15 | 1  | .260 |
| Coker, Calvin      | 1 | 3  | 4.82 | 24 | 0  | 0  | 0   | 3  | 4   | 37.1  | 33   | 21 | 20 | 4  | 3  | 7  | 0   | 33  | 5  | 0  | .234 |
| Conley, Bryce      | 3 | 4  | 3.73 | 16 | 12 | 0  | 0   | 1  | 1   | 70.0  | 51   | 31 | 29 | 7  | 6  | 38 | 0   | 69  | 4  | 0  | .202 |
| Damron, Ty         | 0 | 0  | 1.50 | 9  | 0  | 0  | 0   | 1  | 1   | 18.0  | 6    | 3  | 3  | 0  | 2  | 9  | 0   | 25  | 1  | 0  | .105 |
| Danielak, Michael  | 3 | 1  | 2.05 | 19 | 0  | 0  | 0   | 1  | 1   | 30.2  | 28   | 8  | 7  | 3  | 0  | 6  | 2   | 38  | 3  | 0  | .237 |
| DeMers, Joe        | 5 | 4  | 5.49 | 23 | 13 | 0  | 0   | 2  | 2   | 95.0  | 111  | 59 | 58 | 11 | 9  | 17 | 0   | 75  | 5  | 0  | .294 |
| Goldby, Cooper     | 0 | 0  | 0.00 | 2  | 0  | 0  | 0   | 0  | 0   | 1.1   | 0    | 0  | 0  | 0  | 0  | 0  | 0   | 0   | 0  | 0  | .000 |

PLAYER DEVELOPMENT

**Minor League Statistics, continued**

| PITCHERS            | W         | L         | ERA         | G          | GS         | CG       | SHO      | SV        | SVO       | IP            | H           | R          | ER         | HR        | HB        | BB         | IBB      | SO          | WP         | BK        | AVG         |
|---------------------|-----------|-----------|-------------|------------|------------|----------|----------|-----------|-----------|---------------|-------------|------------|------------|-----------|-----------|------------|----------|-------------|------------|-----------|-------------|
| Guasch, Richard     | 0         | 4         | 4.53        | 18         | 10         | 0        | 0        | 2         | 3         | 59.2          | 52          | 31         | 30         | 1         | 6         | 37         | 0        | 77          | 12         | 2         | .236        |
| Hurtado, Jhenderson | 1         | 1         | 2.61        | 7          | 5          | 0        | 0        | 1         | 1         | 31.0          | 22          | 13         | 9          | 1         | 4         | 13         | 1        | 38          | 1          | 1         | .190        |
| Infante, Angello    | 3         | 6         | 2.83        | 13         | 8          | 0        | 0        | 1         | 3         | 60.1          | 51          | 26         | 19         | 3         | 5         | 13         | 0        | 37          | 2          | 0         | .228        |
| Kelly, Rafael       | 5         | 4         | 2.81        | 13         | 8          | 0        | 0        | 1         | 1         | 57.2          | 48          | 26         | 18         | 6         | 0         | 11         | 0        | 50          | 4          | 1         | .219        |
| Lebron, Jaimito     | 2         | 1         | 3.86        | 35         | 1          | 0        | 0        | 0         | 2         | 51.1          | 50          | 27         | 22         | 2         | 6         | 24         | 0        | 50          | 3          | 2         | .263        |
| Mariñez, Eric       | 4         | 2         | 2.87        | 25         | 0          | 0        | 0        | 10        | 11        | 31.1          | 19          | 12         | 10         | 0         | 3         | 18         | 3        | 44          | 5          | 1         | .173        |
| Martinez, Daniel    | 1         | 1         | 2.35        | 4          | 3          | 0        | 0        | 0         | 0         | 15.1          | 12          | 9          | 4          | 1         | 3         | 6          | 0        | 14          | 0          | 0         | .211        |
| McIntyre, Aiden     | 3         | 10        | 4.15        | 27         | 22         | 0        | 0        | 1         | 1         | 112.2         | 99          | 68         | 52         | 5         | 7         | 76         | 0        | 150         | 18         | 1         | .228        |
| Mejia, Jeferson     | 0         | 0         | 90.00       | 3          | 0          | 0        | 0        | 0         | 0         | 1.0           | 5           | 10         | 10         | 0         | 0         | 8          | 0        | 1           | 3          | 0         | .714        |
| Murray, Michael     | 0         | 4         | 10.13       | 5          | 3          | 0        | 0        | 0         | 1         | 13.1          | 18          | 16         | 15         | 1         | 2         | 7          | 0        | 14          | 2          | 0         | .333        |
| Nightengale, Bryce  | 1         | 6         | 5.29        | 16         | 9          | 0        | 0        | 0         | 0         | 49.1          | 44          | 35         | 29         | 3         | 3         | 35         | 0        | 40          | 8          | 0         | .239        |
| Pena, Joseph        | 0         | 0         | 0.00        | 1          | 0          | 0        | 0        | 0         | 0         | 1.0           | 1           | 0          | 0          | 0         | 0         | 1          | 0        | 0           | 0          | 0         | .333        |
| Reagan, Josh        | 4         | 2         | 2.20        | 16         | 0          | 0        | 0        | 0         | 3         | 32.2          | 27          | 16         | 8          | 3         | 3         | 12         | 0        | 31          | 3          | 0         | .221        |
| Reuss, Adam         | 0         | 5         | 4.89        | 9          | 5          | 0        | 0        | 0         | 0         | 38.2          | 42          | 31         | 21         | 3         | 6         | 20         | 0        | 30          | 10         | 0         | .273        |
| Ward, Nick          | 1         | 0         | 0.00        | 4          | 0          | 0        | 0        | 0         | 1         | 3.2           | 5           | 1          | 0          | 0         | 0         | 1          | 0        | 0           | 1          | 0         | .313        |
| Withers, Brandon    | 3         | 5         | 4.87        | 41         | 0          | 0        | 0        | 2         | 7         | 61.0          | 78          | 41         | 33         | 3         | 7         | 22         | 0        | 60          | 16         | 0         | .308        |
| <b>Team Total</b>   | <b>54</b> | <b>84</b> | <b>4.10</b> | <b>138</b> | <b>138</b> | <b>0</b> | <b>5</b> | <b>36</b> | <b>57</b> | <b>1185.0</b> | <b>1080</b> | <b>652</b> | <b>540</b> | <b>80</b> | <b>91</b> | <b>544</b> | <b>9</b> | <b>1181</b> | <b>152</b> | <b>13</b> | <b>.241</b> |

**VERMONT**

| BATTERS              | AVG         | G         | AB          | R          | H          | 2B         | 3B        | HR        | RBI        | SH       | SF        | HP        | BB         | IBB      | SO         | SB        | CS        | DP        | SLG         | OBP         | E         |
|----------------------|-------------|-----------|-------------|------------|------------|------------|-----------|-----------|------------|----------|-----------|-----------|------------|----------|------------|-----------|-----------|-----------|-------------|-------------|-----------|
| Bautista, Danny      | .276        | 15        | 58          | 7          | 16         | 2          | 1         | 0         | 3          | 0        | 1         | 0         | 4          | 0        | 16         | 0         | 3         | 1         | .345        | .317        | 1         |
| Bechina, Marty       | .235        | 47        | 179         | 18         | 42         | 10         | 1         | 3         | 17         | 1        | 1         | 2         | 13         | 0        | 53         | 1         | 1         | 4         | .352        | .292        | 7         |
| Butler, Lawrence     | .177        | 55        | 192         | 20         | 34         | 5          | 2         | 4         | 22         | 0        | 2         | 1         | 26         | 0        | 90         | 1         | 0         | 1         | .286        | .276        | 3         |
| Cross, Matt          | .000        | 5         | 14          | 0          | 0          | 0          | 0         | 0         | 0          | 0        | 0         | 0         | 2          | 0        | 3          | 0         | 0         | 1         | 1.000       | .176        | 0         |
| Davidson, Logan      | .239        | 54        | 205         | 42         | 49         | 7          | 0         | 4         | 12         | 0        | 0         | 2         | 31         | 0        | 55         | 5         | 0         | 3         | .332        | .345        | 12        |
| Diaz, Jordan         | .264        | 70        | 277         | 31         | 73         | 17         | 1         | 9         | 47         | 0        | 4         | 1         | 18         | 2        | 46         | 2         | 2         | 10        | .430        | .307        | 15        |
| Gordon, Jorge        | .140        | 19        | 57          | 3          | 8          | 1          | 0         | 0         | 3          | 1        | 1         | 1         | 3          | 0        | 27         | 0         | 0         | 0         | .158        | .194        | 0         |
| Harris, Dustin       | .321        | 23        | 84          | 10         | 27         | 2          | 0         | 0         | 10         | 0        | 1         | 2         | 11         | 0        | 19         | 0         | 3         | 1         | .345        | .408        | 4         |
| McCann, Kyle         | .192        | 55        | 198         | 23         | 38         | 7          | 1         | 7         | 25         | 0        | 0         | 2         | 25         | 1        | 81         | 0         | 0         | 6         | .343        | .289        | 7         |
| Osborne, Nick        | .181        | 22        | 72          | 5          | 13         | 4          | 0         | 0         | 4          | 1        | 1         | 1         | 5          | 0        | 15         | 1         | 0         | 1         | .236        | .241        | 0         |
| Quintin, Christopher | .194        | 10        | 31          | 1          | 6          | 1          | 0         | 0         | 1          | 0        | 0         | 0         | 3          | 0        | 16         | 0         | 1         | 0         | .226        | .265        | 3         |
| Richards, Kevin      | .228        | 68        | 254         | 20         | 58         | 17         | 1         | 4         | 37         | 2        | 6         | 2         | 12         | 0        | 76         | 1         | 1         | 6         | .350        | .263        | 3         |
| Rivas, Jose          | .204        | 57        | 191         | 22         | 39         | 7          | 3         | 1         | 14         | 0        | 0         | 8         | 19         | 0        | 42         | 2         | 2         | 2         | .288        | .303        | 11        |
| Selman, Shane        | .140        | 36        | 107         | 10         | 15         | 6          | 1         | 0         | 6          | 0        | 1         | 2         | 13         | 0        | 30         | 0         | 0         | 1         | .215        | .244        | 0         |
| Vargas, Yerdel       | .158        | 60        | 196         | 20         | 31         | 5          | 0         | 4         | 20         | 1        | 0         | 2         | 19         | 0        | 73         | 1         | 1         | 2         | .245        | .240        | 11        |
| Vaughan, Noah        | .122        | 31        | 90          | 10         | 11         | 1          | 0         | 2         | 7          | 1        | 0         | 4         | 6          | 0        | 38         | 2         | 3         | 0         | .200        | .210        | 0         |
| Ward, Nick           | .267        | 13        | 45          | 13         | 12         | 2          | 0         | 2         | 5          | 0        | 1         | 3         | 11         | 0        | 6          | 0         | 1         | 0         | .444        | .433        | 4         |
| Watson, Josh         | .218        | 23        | 78          | 8          | 17         | 3          | 0         | 1         | 6          | 1        | 0         | 3         | 15         | 1        | 25         | 0         | 0         | 3         | .295        | .365        | 0         |
| Woodworth, Michael   | .221        | 33        | 113         | 12         | 25         | 3          | 0         | 0         | 10         | 1        | 2         | 7         | 12         | 0        | 18         | 4         | 2         | 2         | .248        | .328        | 4         |
| <b>Team Total</b>    | <b>.211</b> | <b>75</b> | <b>2441</b> | <b>275</b> | <b>514</b> | <b>100</b> | <b>11</b> | <b>41</b> | <b>249</b> | <b>9</b> | <b>21</b> | <b>44</b> | <b>248</b> | <b>4</b> | <b>729</b> | <b>20</b> | <b>20</b> | <b>44</b> | <b>.311</b> | <b>.293</b> | <b>91</b> |

| PITCHERS            | W | L | ERA  | G  | GS | CG | SHO | SV | SVO | IP   | H  | R  | ER | HR | HB | BB | IBB | SO | WP | BK | AVG  |
|---------------------|---|---|------|----|----|----|-----|----|-----|------|----|----|----|----|----|----|-----|----|----|----|------|
| Baum, Tyler         | 0 | 3 | 4.70 | 11 | 11 | 0  | 0   | 0  | 0   | 30.2 | 29 | 18 | 16 | 4  | 2  | 7  | 0   | 34 | 2  | 0  | .246 |
| Berrios, Osvaldo    | 0 | 4 | 5.79 | 11 | 6  | 0  | 0   | 0  | 1   | 37.1 | 44 | 28 | 24 | 5  | 3  | 11 | 0   | 29 | 3  | 0  | .295 |
| Briggs, Austin      | 1 | 1 | 4.71 | 19 | 0  | 0  | 0   | 0  | 0   | 28.2 | 32 | 24 | 15 | 2  | 3  | 22 | 1   | 22 | 7  | 0  | .278 |
| Coker, Calvin       | 0 | 0 | 4.91 | 6  | 0  | 0  | 0   | 1  | 1   | 3.2  | 4  | 3  | 2  | 0  | 0  | 4  | 1   | 2  | 1  | 0  | .267 |
| Coletti, Vince      | 1 | 1 | 5.40 | 14 | 0  | 0  | 0   | 0  | 0   | 23.1 | 31 | 16 | 14 | 0  | 0  | 8  | 2   | 20 | 4  | 0  | .313 |
| Cota, Clark         | 2 | 3 | 5.06 | 19 | 0  | 0  | 0   | 0  | 1   | 32.0 | 26 | 22 | 18 | 1  | 3  | 24 | 0   | 37 | 5  | 0  | .218 |
| Cushing, Jack       | 2 | 6 | 5.59 | 11 | 6  | 0  | 0   | 0  | 0   | 37.0 | 40 | 27 | 23 | 5  | 1  | 20 | 0   | 21 | 4  | 0  | .274 |
| Guasch, Robert      | 0 | 0 | 0.00 | 1  | 1  | 0  | 0   | 0  | 0   | 4.0  | 1  | 0  | 0  | 0  | 0  | 1  | 0   | 5  | 1  | 0  | .077 |
| Harris, Hogan       | 1 | 3 | 3.12 | 8  | 6  | 0  | 0   | 0  | 0   | 26.0 | 14 | 11 | 9  | 2  | 3  | 9  | 0   | 36 | 1  | 0  | .154 |
| Hurtado, Jhenderson | 3 | 0 | 0.77 | 7  | 0  | 0  | 0   | 1  | 1   | 23.1 | 12 | 2  | 2  | 1  | 3  | 10 | 0   | 34 | 2  | 0  | .156 |
| Infante, Angello    | 0 | 3 | 3.86 | 4  | 3  | 0  | 0   | 0  | 0   | 14.0 | 14 | 9  | 6  | 2  | 2  | 3  | 0   | 12 | 0  | 0  | .250 |
| Kelly, Rafael       | 1 | 0 | 5.40 | 1  | 1  | 0  | 0   | 0  | 0   | 5.0  | 5  | 3  | 3  | 0  | 1  | 1  | 0   | 6  | 0  | 0  | .263 |
| Martinez, Jorge     | 5 | 2 | 3.67 | 17 | 0  | 0  | 0   | 1  | 1   | 34.1 | 31 | 17 | 14 | 2  | 5  | 15 | 1   | 47 | 6  | 0  | .231 |
| Mejia, Jeferson     | 1 | 2 | 4.76 | 18 | 0  | 0  | 0   | 5  | 6   | 28.1 | 30 | 17 | 15 | 5  | 3  | 8  | 1   | 42 | 4  | 0  | .275 |
| Mora, Jose          | 2 | 0 | 2.30 | 20 | 0  | 0  | 0   | 11 | 12  | 27.1 | 8  | 8  | 7  | 0  | 2  | 15 | 1   | 47 | 7  | 0  | .093 |
| Morban, Richard     | 2 | 1 | 2.67 | 15 | 9  | 0  | 0   | 0  | 0   | 70.2 | 63 | 24 | 21 | 5  | 5  | 26 | 1   | 69 | 10 | 0  | .244 |
| Murray, Michael     | 3 | 1 | 2.47 | 12 | 11 | 0  | 0   | 0  | 0   | 47.1 | 42 | 13 | 13 | 2  | 1  | 9  | 0   | 45 | 0  | 1  | .244 |
| Noa, Yorlenis       | 1 | 6 | 5.36 | 14 | 6  | 0  | 0   | 1  | 1   | 47.0 | 43 | 30 | 28 | 1  | 2  | 20 | 0   | 40 | 1  | 1  | .247 |
| Pantuso, Alexander  | 0 | 0 | 4.50 | 2  | 0  | 0  | 0   | 0  | 0   | 4.0  | 4  | 3  | 2  | 0  | 0  | 0  | 0   | 8  | 0  | 0  | .250 |
| Peluse, Colin       | 2 | 1 | 2.25 | 8  | 5  | 0  | 0   | 0  | 0   | 24.0 | 21 | 8  | 6  | 1  | 5  | 6  | 0   | 26 | 0  | 1  | .226 |

| PITCHERS          | W         | L         | ERA         | G         | GS        | CG       | SHO      | SV        | SVO       | IP           | H          | R          | ER         | HR        | HB        | BB         | IBB      | SO         | WP        | BK       | AVG         |
|-------------------|-----------|-----------|-------------|-----------|-----------|----------|----------|-----------|-----------|--------------|------------|------------|------------|-----------|-----------|------------|----------|------------|-----------|----------|-------------|
| Pineda, Leudeny   | 2         | 1         | 7.36        | 7         | 2         | 0        | 0        | 0         | 1         | 22.0         | 34         | 21         | 18         | 2         | 5         | 12         | 0        | 19         | 4         | 0        | .358        |
| Reagan, Josh      | 0         | 0         | 0.90        | 4         | 0         | 0        | 0        | 1         | 1         | 10.0         | 8          | 2          | 1          | 1         | 1         | 1          | 0        | 18         | 0         | 0        | .211        |
| Sanchez, Carlos   | 4         | 0         | 2.88        | 18        | 0         | 0        | 0        | 1         | 2         | 40.2         | 27         | 16         | 13         | 3         | 1         | 16         | 0        | 38         | 3         | 0        | .181        |
| Selman, Shane     | 0         | 0         | 0.00        | 1         | 0         | 0        | 0        | 0         | 0         | 1.0          | 0          | 0          | 0          | 0         | 0         | 2          | 0        | 2          | 0         | 0        | .000        |
| Shuman, Seth      | 0         | 3         | 2.39        | 11        | 8         | 0        | 0        | 0         | 0         | 37.2         | 34         | 14         | 10         | 2         | 1         | 9          | 0        | 21         | 1         | 0        | .246        |
| Ward, Nick        | 0         | 1         | —           | 1         | 0         | 0        | 0        | 0         | 0         | 0.0          | 1          | 1          | 0          | 0         | 0         | 1          | 1        | 0          | 0         | 0        | 0.000       |
| <b>Team Total</b> | <b>33</b> | <b>42</b> | <b>3.79</b> | <b>75</b> | <b>75</b> | <b>0</b> | <b>3</b> | <b>22</b> | <b>28</b> | <b>659.1</b> | <b>598</b> | <b>337</b> | <b>278</b> | <b>46</b> | <b>52</b> | <b>260</b> | <b>9</b> | <b>680</b> | <b>66</b> | <b>3</b> | <b>.241</b> |

## ARIZONA GOLD

| BATTERS              | AVG         | G         | AB          | R          | H          | 2B        | 3B        | HR        | RBI        | SH       | SF        | HP        | BB         | IBB      | SO         | SB        | CS        | DP        | SLG         | OBP         | E         |
|----------------------|-------------|-----------|-------------|------------|------------|-----------|-----------|-----------|------------|----------|-----------|-----------|------------|----------|------------|-----------|-----------|-----------|-------------|-------------|-----------|
| Alvarez, Wilson      | .248        | 27        | 109         | 23         | 27         | 4         | 1         | 0         | 8          | 1        | 0         | 1         | 12         | 0        | 18         | 4         | 0         | 3         | .303        | .328        | 2         |
| Astorri, Cesarre     | .161        | 29        | 87          | 10         | 14         | 4         | 2         | 0         | 11         | 0        | 2         | 7         | 11         | 0        | 30         | 1         | 0         | 1         | .253        | .299        | 4         |
| Bechina, Marty       | .302        | 14        | 53          | 13         | 16         | 9         | 0         | 1         | 15         | 0        | 1         | 14        | 1          | 12       | 0          | 2         | 0         | 2         | .528        | .449        | 1         |
| Betancourt, Marcos   | .286        | 5         | 14          | 3          | 4          | 0         | 0         | 0         | 1          | 0        | 0         | 1         | 2          | 0        | 3          | 0         | 0         | 0         | .286        | .412        | 0         |
| Cross, Matt          | .235        | 33        | 98          | 17         | 23         | 3         | 2         | 3         | 16         | 0        | 2         | 1         | 19         | 0        | 25         | 0         | 1         | 4         | .398        | .358        | 2         |
| Dingcong, Gio        | .157        | 38        | 115         | 20         | 18         | 3         | 0         | 3         | 15         | 0        | 2         | 2         | 18         | 0        | 43         | 1         | 1         | 4         | .261        | .277        | 3         |
| Gonzalez, Yhoelny    | .317        | 30        | 123         | 26         | 39         | 3         | 2         | 1         | 15         | 2        | 0         | 1         | 11         | 1        | 39         | 8         | 3         | 1         | .398        | .378        | 2         |
| Gordon, Jorge        | .250        | 2         | 8           | 0          | 2          | 0         | 0         | 0         | 2          | 0        | 0         | 0         | 0          | 0        | 2          | 0         | 0         | 0         | .250        | .250        | 0         |
| Hundley, Nick        | .250        | 2         | 4           | 2          | 1          | 0         | 0         | 0         | 1          | 3        | 0         | 0         | 1          | 4        | 0          | 1         | 0         | 0         | 1.000       | .667        | 0         |
| Jones, Alonzo        | .217        | 8         | 23          | 3          | 5          | 0         | 0         | 0         | 0          | 0        | 0         | 0         | 8          | 0        | 11         | 1         | 1         | 1         | .217        | .419        | 0         |
| Martinez, Ramon      | .236        | 38        | 106         | 14         | 25         | 5         | 0         | 1         | 11         | 0        | 1         | 0         | 13         | 0        | 36         | 5         | 1         | 1         | .311        | .317        | 2         |
| McCann, Kyle         | .400        | 5         | 20          | 10         | 8          | 2         | 2         | 2         | 7          | 0        | 0         | 0         | 5          | 0        | 6          | 0         | 0         | 0         | 1.000       | .520        | 0         |
| McGarry, Matt        | .280        | 34        | 93          | 17         | 26         | 6         | 1         | 0         | 12         | 0        | 0         | 2         | 20         | 0        | 24         | 3         | 2         | 3         | .366        | .417        | 6         |
| Murphy, Sean         | .214        | 9         | 28          | 8          | 6          | 2         | 0         | 1         | 1          | 0        | 0         | 0         | 4          | 1        | 4          | 0         | 0         | 3         | .393        | .313        | 1         |
| Pantoja, Enrry       | .412        | 15        | 51          | 8          | 21         | 2         | 0         | 0         | 11         | 0        | 2         | 2         | 7          | 0        | 6          | 3         | 2         | 3         | .451        | .484        | 0         |
| Peralta, Elvis       | .282        | 48        | 177         | 41         | 50         | 9         | 1         | 2         | 20         | 3        | 0         | 4         | 30         | 0        | 47         | 10        | 6         | 3         | .379        | .398        | 15        |
| Quintin, Christopher | .273        | 31        | 99          | 17         | 27         | 4         | 1         | 0         | 14         | 1        | 0         | 2         | 7          | 0        | 29         | 2         | 0         | 1         | .333        | .333        | 5         |
| Rincones, Rafael     | .276        | 46        | 174         | 25         | 48         | 5         | 2         | 2         | 39         | 0        | 4         | 5         | 24         | 0        | 47         | 3         | 1         | 2         | .362        | .372        | 4         |
| Sanchez, Santis      | .318        | 5         | 22          | 5          | 7          | 0         | 0         | 3         | 8          | 0        | 1         | 0         | 4          | 0        | 5          | 0         | 0         | 3         | .727        | .407        | 0         |
| Schofield-Sam, T.J.  | .071        | 6         | 14          | 1          | 1          | 0         | 0         | 0         | 1          | 0        | 0         | 0         | 2          | 0        | 4          | 0         | 0         | 2         | .071        | .188        | 1         |
| Selman, Shane        | .351        | 10        | 37          | 10         | 13         | 1         | 0         | 0         | 9          | 0        | 4         | 1         | 7          | 0        | 2          | 0         | 1         | 0         | .378        | .429        | 1         |
| Serrano, Iraj        | .252        | 38        | 111         | 19         | 28         | 4         | 0         | 15        | 0          | 0        | 3         | 18        | 0          | 27       | 1          | 1         | 2         | .288      | .371        | 4           |           |
| Smith, Marcus        | .361        | 29        | 97          | 21         | 35         | 6         | 1         | 0         | 14         | 1        | 1         | 0         | 20         | 0        | 29         | 1         | 1         | 1         | .443        | .466        | 2         |
| Spitznagel, Ben      | .154        | 5         | 13          | 3          | 2          | 0         | 0         | 0         | 0          | 0        | 0         | 1         | 5          | 0        | 2          | 2         | 1         | 0         | .154        | .421        | 0         |
| Squier, Payton       | .240        | 7         | 25          | 2          | 6          | 1         | 0         | 0         | 3          | 0        | 1         | 0         | 1          | 0        | 3          | 0         | 0         | 2         | .280        | .259        | 1         |
| Woodworth, Michael   | .276        | 7         | 29          | 11         | 8          | 3         | 1         | 2         | 10         | 0        | 1         | 4         | 4          | 0        | 4          | 0         | 0         | 1         | .655        | .421        | 1         |
| Wright, Joshwan      | .330        | 50        | 191         | 37         | 63         | 9         | 4         | 0         | 37         | 0        | 4         | 3         | 17         | 0        | 25         | 4         | 2         | 3         | .419        | .386        | 11        |
| <b>Team Total</b>    | <b>.272</b> | <b>56</b> | <b>1921</b> | <b>366</b> | <b>523</b> | <b>85</b> | <b>20</b> | <b>22</b> | <b>298</b> | <b>8</b> | <b>26</b> | <b>42</b> | <b>287</b> | <b>3</b> | <b>484</b> | <b>49</b> | <b>26</b> | <b>44</b> | <b>.372</b> | <b>.374</b> | <b>80</b> |

| PITCHERS           | W | L | ERA   | G  | GS | CG | SHO | SV | SVO | IP   | H  | R  | ER | HR | HB | BB | IBB | SO | WP | BK | AVG  |
|--------------------|---|---|-------|----|----|----|-----|----|-----|------|----|----|----|----|----|----|-----|----|----|----|------|
| Alvarez, Wilson    | 0 | 0 | 0.00  | 1  | 0  | 0  | 0   | 0  | 0   | 0.1  | 0  | 0  | 0  | 0  | 0  | 2  | 0   | 0  | 0  | 0  | .000 |
| Basso, Bradley     | 0 | 0 | 1.75  | 15 | 1  | 0  | 0   | 0  | 0   | 25.2 | 20 | 9  | 5  | 0  | 2  | 8  | 0   | 38 | 1  | 1  | .211 |
| Berrios, Osvaldo   | 2 | 1 | 3.60  | 4  | 2  | 0  | 0   | 1  | 1   | 15.0 | 14 | 6  | 6  | 1  | 0  | 0  | 0   | 17 | 1  | 0  | .241 |
| Carrasco, Luis     | 0 | 0 | 6.91  | 6  | 4  | 0  | 0   | 0  | 0   | 14.1 | 19 | 11 | 11 | 0  | 1  | 4  | 0   | 12 | 3  | 2  | .322 |
| Coletti, Vince     | 0 | 0 | 2.25  | 2  | 0  | 0  | 0   | 0  | 0   | 4.0  | 2  | 1  | 1  | 1  | 0  | 0  | 0   | 2  | 0  | 0  | .133 |
| Cushing, Jack      | 1 | 0 | 9.00  | 2  | 1  | 0  | 0   | 0  | 0   | 5.0  | 11 | 5  | 5  | 1  | 0  | 2  | 0   | 4  | 1  | 0  | .458 |
| Dicochea, Jose     | 0 | 1 | 19.06 | 4  | 4  | 0  | 0   | 0  | 0   | 5.2  | 10 | 13 | 12 | 0  | 3  | 6  | 0   | 5  | 0  | 0  | .400 |
| Estrada, Marco     | 0 | 0 | 0.00  | 1  | 1  | 0  | 0   | 0  | 0   | 1.0  | 0  | 0  | 0  | 0  | 0  | 0  | 0   | 2  | 0  | 0  | .000 |
| Garcia, Gerald     | 0 | 2 | 5.32  | 14 | 12 | 0  | 0   | 0  | 0   | 45.2 | 55 | 33 | 27 | 3  | 1  | 12 | 0   | 57 | 4  | 0  | .297 |
| Gonzalez, Yhoelny  | 0 | 1 | 16.20 | 3  | 0  | 0  | 0   | 0  | 1   | 1.2  | 4  | 4  | 3  | 0  | 1  | 2  | 2   | 1  | 0  | 0  | .500 |
| Hall, Charles      | 3 | 1 | 3.55  | 12 | 4  | 0  | 0   | 0  | 0   | 33.0 | 24 | 15 | 13 | 0  | 1  | 9  | 0   | 40 | 5  | 0  | .202 |
| Jones, Malik       | 0 | 2 | 11.12 | 6  | 2  | 0  | 0   | 0  | 0   | 11.1 | 16 | 17 | 14 | 0  | 3  | 15 | 0   | 13 | 4  | 0  | .348 |
| Kiekhefer, Dean    | 1 | 1 | 7.94  | 4  | 2  | 0  | 0   | 0  | 0   | 5.2  | 8  | 6  | 5  | 0  | 0  | 1  | 0   | 6  | 0  | 0  | .348 |
| Kubo, Trayson      | 0 | 1 | 8.31  | 2  | 2  | 0  | 0   | 0  | 0   | 4.1  | 5  | 4  | 4  | 2  | 0  | 2  | 0   | 8  | 1  | 0  | .294 |
| Lage, Jesus        | 4 | 0 | 5.61  | 18 | 1  | 0  | 0   | 0  | 1   | 25.2 | 26 | 18 | 16 | 1  | 8  | 15 | 0   | 27 | 4  | 1  | .257 |
| Leal, David        | 6 | 0 | 1.43  | 15 | 0  | 0  | 0   | 0  | 1   | 37.2 | 21 | 9  | 6  | 0  | 4  | 3  | 0   | 50 | 2  | 0  | .162 |
| Munoz, Keiro       | 0 | 2 | 4.42  | 11 | 0  | 0  | 0   | 0  | 1   | 18.1 | 15 | 9  | 9  | 2  | 2  | 7  | 0   | 18 | 2  | 0  | .227 |
| Pantuso, Alexander | 1 | 2 | 2.33  | 14 | 0  | 0  | 0   | 3  | 3   | 19.1 | 11 | 6  | 5  | 0  | 0  | 12 | 0   | 33 | 3  | 0  | .167 |
| Patterson, Nathan  | 0 | 1 | 4.76  | 3  | 3  | 0  | 0   | 0  | 0   | 5.2  | 3  | 3  | 3  | 1  | 0  | 1  | 0   | 8  | 0  | 0  | .150 |
| Rafuse, Zach       | 3 | 1 | 2.45  | 14 | 0  | 0  | 0   | 0  | 2   | 33.0 | 27 | 9  | 9  | 0  | 0  | 8  | 0   | 32 | 0  | 0  | .229 |
| Santos, Pedro      | 2 | 2 | 2.73  | 9  | 6  | 0  | 0   | 0  | 0   | 29.2 | 26 | 13 | 9  | 0  | 3  | 16 | 0   | 38 | 6  | 1  | .230 |
| Serrano, Iraj      | 0 | 0 | 5.79  | 4  | 0  | 0  | 0   | 0  | 0   | 4.2  | 6  | 5  | 3  | 1  | 0  | 3  | 0   | 0  | 0  | 0  | .300 |
| Stull, Cody        | 0 | 1 | 1.93  | 3  | 0  | 0  | 0   | 1  | 1   | 4.2  | 4  | 1  | 1  | 0  | 0  | 1  | 0   | 8  | 0  | 0  | .222 |
| Vazquez, Robin     | 1 | 1 | 5.66  | 14 | 10 | 0  | 0   | 0  | 0   | 49.1 | 58 | 40 | 31 | 6  | 9  | 18 | 0   | 62 | 11 | 1  | .293 |

## Minor League Statistics, continued

| PITCHERS           | W         | L         | ERA         | G         | GS        | CG       | SHO      | SV        | SVO       | IP           | H          | R          | ER         | HR        | HB        | BB         | IBB      | SO         | WP        | BK       | AVG         |
|--------------------|-----------|-----------|-------------|-----------|-----------|----------|----------|-----------|-----------|--------------|------------|------------|------------|-----------|-----------|------------|----------|------------|-----------|----------|-------------|
| Wahl, Austin       | 2         | 0         | 10.80       | 18        | 0         | 0        | 0        | 0         | 1         | 21.2         | 30         | 28         | 26         | 1         | 4         | 21         | 1        | 27         | 14        | 0        | .337        |
| Weisenburger, Jack | 0         | 1         | 3.00        | 11        | 1         | 0        | 0        | 4         | 4         | 15.0         | 7          | 6          | 5          | 0         | 1         | 10         | 0        | 28         | 7         | 0        | .140        |
| Wheatcroft, Chase  | 0         | 1         | 6.00        | 16        | 0         | 0        | 0        | 1         | 1         | 27.0         | 39         | 22         | 18         | 2         | 3         | 7          | 2        | 29         | 5         | 0        | .339        |
| Whittlesey, Brock  | 5         | 3         | 4.50        | 18        | 0         | 0        | 0        | 1         | 2         | 28.0         | 35         | 21         | 14         | 0         | 4         | 4          | 0        | 29         | 1         | 0        | .321        |
| Woolfolk, Dallas   | 0         | 0         | 2.25        | 3         | 0         | 0        | 0        | 0         | 0         | 4.0          | 1          | 1          | 0          | 0         | 2         | 0          | 4        | 0          | 0         | .071     |             |
| <b>Team Total</b>  | <b>31</b> | <b>25</b> | <b>4.75</b> | <b>56</b> | <b>56</b> | <b>0</b> | <b>3</b> | <b>11</b> | <b>19</b> | <b>496.1</b> | <b>497</b> | <b>315</b> | <b>262</b> | <b>22</b> | <b>50</b> | <b>191</b> | <b>5</b> | <b>598</b> | <b>75</b> | <b>6</b> | <b>.261</b> |

## ARIZONA GREEN

| BATTERS             | AVG         | G         | AB          | R          | H          | 2B        | 3B        | HR        | RBI        | SH       | SF        | HP        | BB         | IBB      | SO         | SB        | CS        | DP        | SLG         | OBP         | E          |
|---------------------|-------------|-----------|-------------|------------|------------|-----------|-----------|-----------|------------|----------|-----------|-----------|------------|----------|------------|-----------|-----------|-----------|-------------|-------------|------------|
| Alvarez, Wilson     | .324        | 27        | 111         | 17         | 36         | 5         | 1         | 0         | 10         | 1        | 2         | 2         | 13         | 1        | 31         | 3         | 1         | 4         | .387        | .398        | 6          |
| Basilia, Givaine    | .237        | 42        | 131         | 23         | 31         | 3         | 2         | 1         | 10         | 3        | 0         | 3         | 12         | 0        | 45         | 8         | 3         | 4         | .313        | .315        | 9          |
| Betancourt, Marcos  | .160        | 23        | 81          | 4          | 13         | 3         | 0         | 0         | 12         | 0        | 0         | 3         | 9          | 0        | 22         | 1         | 0         | 2         | .198        | .269        | 1          |
| Bonilla, Jose       | .195        | 48        | 164         | 17         | 32         | 6         | 1         | 1         | 24         | 0        | 0         | 1         | 25         | 1        | 71         | 1         | 3         | 2         | .262        | .305        | 9          |
| Buelvas, Brayen     | .300        | 44        | 160         | 26         | 48         | 10        | 7         | 3         | 27         | 0        | 1         | 3         | 22         | 2        | 46         | 12        | 5         | 3         | .506        | .392        | 4          |
| Davila, Geykler     | .182        | 9         | 22          | 2          | 4          | 1         | 0         | 0         | 2          | 0        | 0         | 0         | 3          | 0        | 6          | 1         | 0         | 1         | .227        | .280        | 4          |
| Dingcong, Gio       | .267        | 4         | 15          | 3          | 4          | 0         | 0         | 0         | 0          | 0        | 0         | 0         | 1          | 0        | 6          | 0         | 0         | 0         | .267        | .313        | 1          |
| Giarratano, Nico    | .533        | 6         | 15          | 8          | 8          | 1         | 0         | 0         | 1          | 0        | 1         | 0         | 6          | 0        | 1          | 0         | 2         | 0         | .600        | .636        | 0          |
| Greer, Jalen        | .165        | 42        | 121         | 10         | 20         | 1         | 1         | 0         | 10         | 0        | 2         | 2         | 21         | 0        | 69         | 4         | 1         | 3         | .190        | .295        | 13         |
| Harris, Dustin      | .328        | 35        | 125         | 23         | 41         | 10        | 1         | 1         | 16         | 0        | 0         | 1         | 14         | 1        | 20         | 9         | 4         | 1         | .448        | .400        | 5          |
| Jones, Alonzo       | .167        | 4         | 12          | 1          | 2          | 0         | 0         | 0         | 0          | 0        | 0         | 0         | 0          | 0        | 4          | 0         | 0         | 0         | .167        | .167        | 0          |
| Jones, Gavin        | .208        | 52        | 192         | 28         | 40         | 6         | 0         | 1         | 20         | 0        | 2         | 3         | 20         | 0        | 75         | 3         | 6         | 3         | .255        | .290        | 11         |
| Koehler, Matthew    | .249        | 45        | 169         | 20         | 42         | 12        | 2         | 1         | 22         | 3        | 0         | 2         | 22         | 0        | 44         | 9         | 0         | 1         | .361        | .342        | 4          |
| Lopez, Hansen       | .236        | 32        | 110         | 11         | 26         | 4         | 3         | 1         | 16         | 0        | 2         | 0         | 7          | 0        | 49         | 1         | 0         | 2         | .355        | .277        | 4          |
| Mackey, Davonn      | .162        | 13        | 37          | 3          | 6          | 1         | 0         | 0         | 3          | 0        | 0         | 0         | 4          | 0        | 16         | 0         | 0         | 0         | .189        | .244        | 3          |
| Murphy, Sean        | .500        | 1         | 2           | 1          | 1          | 0         | 0         | 0         | 0          | 0        | 0         | 0         | 3          | 0        | 1          | 0         | 0         | 0         | .500        | .800        | 0          |
| Paulino, Jhoan      | .239        | 50        | 197         | 26         | 47         | 17        | 3         | 2         | 25         | 1        | 2         | 1         | 13         | 0        | 61         | 2         | 6         | 2         | .386        | .286        | 16         |
| Romero, Jorge       | .273        | 12        | 33          | 5          | 9          | 0         | 1         | 1         | 4          | 0        | 0         | 3         | 4          | 0        | 15         | 2         | 0         | 0         | .424        | .400        | 3          |
| Schofield-Sam, T.J. | .233        | 16        | 60          | 9          | 14         | 2         | 0         | 0         | 5          | 0        | 0         | 0         | 9          | 0        | 14         | 1         | 0         | 1         | .267        | .333        | 7          |
| Serrano, Iraj       | .176        | 7         | 17          | 3          | 3          | 0         | 0         | 0         | 1          | 0        | 0         | 2         | 6          | 0        | 7          | 2         | 0         | 1         | .176        | .440        | 0          |
| Vaughan, Noah       | .230        | 17        | 74          | 16         | 17         | 6         | 1         | 2         | 12         | 0        | 1         | 0         | 5          | 0        | 18         | 1         | 1         | 1         | .419        | .275        | 0          |
| Watson, Josh        | .227        | 7         | 22          | 3          | 5          | 0         | 0         | 0         | 1          | 0        | 0         | 3         | 4          | 0        | 5          | 3         | 0         | 1         | .227        | .414        | 0          |
| <b>Team Totals</b>  | <b>.240</b> | <b>56</b> | <b>1870</b> | <b>259</b> | <b>449</b> | <b>88</b> | <b>23</b> | <b>14</b> | <b>221</b> | <b>8</b> | <b>13</b> | <b>29</b> | <b>223</b> | <b>5</b> | <b>626</b> | <b>63</b> | <b>29</b> | <b>35</b> | <b>.334</b> | <b>.328</b> | <b>122</b> |

| PITCHERS           | W         | L         | ERA         | G         | GS        | CG       | SHO      | SV       | SVO       | IP           | H          | R          | ER         | HR        | HB        | BB         | IBB      | SO         | WP         | BK        | AVG         |
|--------------------|-----------|-----------|-------------|-----------|-----------|----------|----------|----------|-----------|--------------|------------|------------|------------|-----------|-----------|------------|----------|------------|------------|-----------|-------------|
| Alvarez, Wilson    | 0         | 0         | 0.00        | 2         | 0         | 0        | 0        | 0        | 0         | 1.1          | 1          | 0          | 0          | 0         | 0         | 1          | 0        | 1          | 0          | 0         | .250        |
| Aquino, Ismael     | 1         | 1         | 4.58        | 10        | 1         | 0        | 0        | 0        | 0         | 17.2         | 15         | 15         | 9          | 0         | 2         | 11         | 0        | 20         | 7          | 0         | .227        |
| Baram, Edward      | 0         | 0         | 6.57        | 16        | 0         | 0        | 0        | 1        | 4         | 24.2         | 24         | 21         | 18         | 1         | 2         | 22         | 0        | 33         | 7          | 0         | .255        |
| Basilia, Givaine   | 0         | 0         | 5.40        | 2         | 0         | 0        | 0        | 0        | 0         | 1.2          | 3          | 3          | 1          | 0         | 0         | 0          | 0        | 0          | 0          | 0         | .333        |
| Dicochea, Jose     | 0         | 2         | 7.31        | 6         | 5         | 0        | 0        | 0        | 0         | 16.0         | 18         | 14         | 13         | 3         | 1         | 8          | 0        | 9          | 4          | 0         | .290        |
| Dingcong, Gio      | 0         | 0         | 27.00       | 1         | 0         | 0        | 0        | 0        | 0         | 0.1          | 0          | 1          | 1          | 0         | 0         | 3          | 0        | 0          | 0          | 0         | .000        |
| Gray, Cole         | 0         | 1         | 4.50        | 2         | 1         | 0        | 0        | 0        | 0         | 2.0          | 1          | 1          | 1          | 1         | 0         | 0          | 0        | 2          | 0          | 0         | .143        |
| Herrera, Dennis    | 0         | 4         | 3.61        | 14        | 13        | 0        | 0        | 0        | 0         | 47.1         | 37         | 27         | 19         | 3         | 2         | 27         | 0        | 46         | 6          | 6         | .208        |
| Jones, Gavin       | 0         | 0         | 0.00        | 1         | 0         | 0        | 0        | 0        | 0         | 1.0          | 0          | 0          | 0          | 0         | 0         | 0          | 0        | 0          | 0          | 0         | .000        |
| Jones, Malik       | 1         | 0         | 8.36        | 9         | 1         | 0        | 0        | 0        | 1         | 14.0         | 18         | 17         | 13         | 0         | 4         | 12         | 0        | 12         | 3          | 0         | .327        |
| Juan, Jorge        | 1         | 5         | 7.29        | 13        | 6         | 0        | 0        | 0        | 0         | 33.1         | 32         | 34         | 27         | 1         | 5         | 33         | 0        | 36         | 14         | 1         | .258        |
| Kubo, Trayson      | 0         | 1         | 9.00        | 9         | 3         | 0        | 0        | 1        | 1         | 14.0         | 22         | 19         | 14         | 0         | 0         | 10         | 0        | 20         | 2          | 0         | .333        |
| Lopez, Hansen      | 1         | 0         | 0.00        | 1         | 0         | 0        | 0        | 0        | 0         | 1.2          | 1          | 0          | 0          | 0         | 0         | 0          | 0        | 0          | 0          | 0         | .200        |
| Luzardo, Jesus     | 0         | 0         | 0.00        | 1         | 1         | 0        | 0        | 0        | 0         | 2.0          | 1          | 0          | 0          | 0         | 0         | 0          | 0        | 5          | 0          | 0         | .143        |
| Manzanillo, Manuel | 1         | 4         | 7.11        | 17        | 0         | 0        | 0        | 0        | 2         | 25.1         | 37         | 28         | 20         | 2         | 1         | 17         | 0        | 27         | 10         | 1         | .356        |
| Martinez, Luis     | 4         | 1         | 3.02        | 15        | 4         | 0        | 0        | 0        | 0         | 41.2         | 48         | 19         | 14         | 3         | 2         | 5          | 0        | 38         | 3          | 0         | .279        |
| Monseratt, Jesus   | 1         | 1         | 6.11        | 17        | 0         | 0        | 0        | 0        | 0         | 28.0         | 38         | 25         | 19         | 5         | 3         | 9          | 0        | 32         | 8          | 1         | .311        |
| Munoz, Keiro       | 0         | 1         | 6.30        | 7         | 0         | 0        | 0        | 0        | 1         | 10.0         | 9          | 7          | 7          | 0         | 1         | 7          | 0        | 11         | 3          | 0         | .243        |
| Nambiar, Kumar     | 1         | 4         | 5.25        | 15        | 5         | 0        | 0        | 0        | 0         | 36.0         | 37         | 22         | 21         | 0         | 1         | 17         | 0        | 47         | 1          | 1         | .270        |
| Nightengale, Bryce | 0         | 0         | 4.50        | 1         | 1         | 0        | 0        | 0        | 0         | 2.0          | 1          | 1          | 1          | 0         | 1         | 1          | 0        | 1          | 1          | 0         | .167        |
| Pineda, Leudeny    | 0         | 2         | 4.05        | 6         | 6         | 0        | 0        | 0        | 0         | 26.2         | 27         | 19         | 12         | 1         | 3         | 5          | 0        | 28         | 0          | 0         | .257        |
| Romero, Sam        | 2         | 1         | 4.97        | 16        | 0         | 0        | 0        | 3        | 3         | 29.0         | 32         | 18         | 16         | 0         | 2         | 10         | 2        | 35         | 8          | 0         | .281        |
| Sanchez, Livan     | 1         | 5         | 6.15        | 14        | 4         | 0        | 0        | 0        | 1         | 45.1         | 52         | 41         | 31         | 1         | 5         | 27         | 0        | 44         | 19         | 0         | .289        |
| Santos, Pedro      | 0         | 1         | 8.78        | 6         | 5         | 0        | 0        | 0        | 0         | 13.1         | 19         | 14         | 13         | 0         | 3         | 18         | 0        | 11         | 5          | 1         | .352        |
| Serrano, Iraj      | 0         | 0         | 18.00       | 2         | 0         | 0        | 0        | 0        | 0         | 2.0          | 7          | 4          | 4          | 1         | 0         | 0          | 0        | 1          | 2          | 0         | .583        |
| Vaughan, Noah      | 1         | 0         | 0.00        | 1         | 0         | 0        | 0        | 0        | 0         | 0.2          | 1          | 1          | 0          | 0         | 0         | 1          | 0        | 0          | 0          | 0         | .500        |
| Walkinshaw, Jake   | 2         | 0         | 3.28        | 18        | 0         | 0        | 0        | 1        | 3         | 24.2         | 26         | 11         | 9          | 1         | 1         | 4          | 0        | 29         | 6          | 0         | .265        |
| Yearego, Dominic   | 2         | 2         | 2.16        | 15        | 0         | 0        | 0        | 1        | 3         | 25.0         | 20         | 13         | 6          | 1         | 0         | 12         | 0        | 38         | 8          | 0         | .208        |
| <b>Team Totals</b> | <b>20</b> | <b>36</b> | <b>5.31</b> | <b>56</b> | <b>56</b> | <b>0</b> | <b>0</b> | <b>7</b> | <b>19</b> | <b>486.2</b> | <b>527</b> | <b>375</b> | <b>287</b> | <b>24</b> | <b>39</b> | <b>260</b> | <b>2</b> | <b>526</b> | <b>117</b> | <b>11</b> | <b>.274</b> |

# DOMINICAN

| BATTERS            | AVG         | G         | AB          | R          | H          | 2B        | 3B        | HR       | RBI        | SH        | SF        | HP        | BB         | IBB      | SO         | SB        | CS        | DP        | SLG         | OBP         | E          |
|--------------------|-------------|-----------|-------------|------------|------------|-----------|-----------|----------|------------|-----------|-----------|-----------|------------|----------|------------|-----------|-----------|-----------|-------------|-------------|------------|
| Avila, Albert      | .162        | 49        | 148         | 21         | 24         | 4         | 2         | 0        | 9          | 0         | 5         | 2         | 29         | 1        | 40         | 3         | 3         | 3         | .216        | .299        | 1          |
| Beltran, Nelson    | .167        | 43        | 126         | 22         | 21         | 1         | 0         | 0        | 8          | 1         | 1         | 6         | 13         | 0        | 38         | 10        | 1         | 1         | .175        | .274        | 20         |
| Bueivas, Brayán    | .244        | 23        | 78          | 4          | 19         | 5         | 1         | 0        | 14         | 0         | 0         | 2         | 8          | 0        | 14         | 4         | 4         | 3         | .333        | .330        | 1          |
| Cruz, Christopher  | .184        | 63        | 196         | 24         | 36         | 7         | 0         | 2        | 15         | 2         | 5         | 6         | 36         | 1        | 76         | 3         | 3         | 0         | .250        | .321        | 7          |
| Davila, Geykler    | .143        | 5         | 7           | 3          | 1          | 1         | 0         | 0        | 0          | 0         | 0         | 1         | 4          | 0        | 4          | 0         | 0         | 0         | .286        | .500        | 1          |
| Escorche, Jose     | .217        | 54        | 166         | 18         | 36         | 1         | 3         | 1        | 18         | 3         | 3         | 7         | 14         | 0        | 55         | 16        | 4         | 1         | .277        | .300        | 18         |
| Garcia, Kelvin     | .138        | 36        | 94          | 6          | 13         | 2         | 0         | 1        | 10         | 0         | 2         | 4         | 10         | 0        | 47         | 0         | 0         | 0         | .191        | .245        | 0          |
| Hernandez, Marcelo | —           | 1         | 0           | 0          | 0          | 0         | 0         | 0        | 0          | 0         | 0         | 0         | 0          | 0        | 0          | 0         | 0         | 0         | —           | —           | 1          |
| Hipolito, Cesar    | .170        | 35        | 112         | 14         | 19         | 4         | 0         | 0        | 3          | 1         | 1         | 6         | 22         | 0        | 36         | 9         | 2         | 3         | .205        | .333        | 3          |
| Lelis, Matheus     | .203        | 29        | 74          | 9          | 15         | 2         | 0         | 0        | 6          | 0         | 1         | 1         | 10         | 0        | 16         | 0         | 3         | 1         | .230        | .302        | 6          |
| Martinez, Ramon    | .230        | 19        | 61          | 7          | 14         | 2         | 0         | 2        | 5          | 1         | 0         | 0         | 6          | 0        | 21         | 4         | 2         | 0         | .361        | .299        | 2          |
| Montero, Darlyn    | .213        | 55        | 188         | 20         | 40         | 6         | 3         | 0        | 17         | 0         | 5         | 1         | 23         | 0        | 58         | 8         | 3         | 1         | .277        | .295        | 9          |
| Mujica, Jose       | .262        | 51        | 164         | 21         | 43         | 3         | 0         | 0        | 16         | 2         | 1         | 5         | 19         | 0        | 32         | 10        | 0         | 1         | .280        | .354        | 11         |
| Pastrano, Jose     | .190        | 46        | 121         | 15         | 23         | 6         | 1         | 0        | 12         | 4         | 1         | 3         | 14         | 0        | 30         | 12        | 2         | 0         | .256        | .288        | 0          |
| Salom, Dereck      | .198        | 41        | 126         | 17         | 25         | 5         | 0         | 0        | 5          | 3         | 1         | 1         | 23         | 0        | 25         | 5         | 2         | 4         | .238        | .325        | 10         |
| Sanchez, Saul      | .195        | 42        | 113         | 14         | 22         | 7         | 0         | 0        | 11         | 1         | 1         | 5         | 24         | 0        | 29         | 8         | 0         | 5         | .257        | .357        | 5          |
| Santana, Juan      | .200        | 42        | 115         | 15         | 23         | 3         | 0         | 0        | 18         | 1         | 0         | 4         | 21         | 0        | 28         | 0         | 2         | 0         | .226        | .343        | 3          |
| Santana, Ronny     | .118        | 27        | 68          | 3          | 8          | 1         | 0         | 0        | 3          | 1         | 0         | 2         | 8          | 0        | 14         | 0         | 0         | 0         | .132        | .231        | 7          |
| Vallejo, Otoniel   | .167        | 56        | 198         | 18         | 33         | 1         | 2         | 0        | 15         | 0         | 1         | 1         | 19         | 0        | 63         | 7         | 2         | 1         | .192        | .242        | 7          |
| <b>Team Total</b>  | <b>.193</b> | <b>70</b> | <b>2155</b> | <b>251</b> | <b>415</b> | <b>61</b> | <b>12</b> | <b>6</b> | <b>185</b> | <b>20</b> | <b>28</b> | <b>57</b> | <b>303</b> | <b>2</b> | <b>626</b> | <b>99</b> | <b>33</b> | <b>24</b> | <b>.240</b> | <b>.305</b> | <b>125</b> |

| PITCHERS            | W         | L         | ERA         | G         | GS        | CG       | SHO      | SV        | SVO       | IP           | H          | R          | ER         | HR        | HB        | BB         | IBB      | SO         | WP         | BK        | AVG         |
|---------------------|-----------|-----------|-------------|-----------|-----------|----------|----------|-----------|-----------|--------------|------------|------------|------------|-----------|-----------|------------|----------|------------|------------|-----------|-------------|
| Cantillo, Marshall  | 3         | 1         | 8.69        | 17        | 0         | 0        | 0        | 0         | 1         | 19.2         | 22         | 22         | 19         | 0         | 3         | 23         | 0        | 26         | 10         | 1         | .286        |
| Cedano, Alexis      | 3         | 0         | 3.55        | 17        | 0         | 0        | 0        | 0         | 1         | 25.1         | 25         | 14         | 10         | 1         | 1         | 13         | 0        | 30         | 9          | 1         | .248        |
| De Paula, Willy     | 0         | 0         | 17.18       | 4         | 1         | 0        | 0        | 0         | 0         | 3.2          | 6          | 7          | 7          | 1         | 2         | 6          | 0        | 6          | 5          | 0         | .353        |
| Delgado, Gabriel    | 1         | 0         | 2.86        | 15        | 0         | 0        | 0        | 3         | 4         | 22.0         | 14         | 12         | 7          | 0         | 2         | 7          | 1        | 18         | 3          | 0         | .173        |
| Florentino, Luis    | 3         | 1         | 1.99        | 14        | 7         | 0        | 0        | 2         | 2         | 49.2         | 38         | 17         | 11         | 2         | 4         | 14         | 0        | 43         | 10         | 0         | .209        |
| Garza, Roberto      | 3         | 4         | 3.74        | 13        | 5         | 0        | 0        | 0         | 0         | 43.1         | 38         | 19         | 18         | 1         | 4         | 13         | 0        | 33         | 6          | 1         | .238        |
| Gimenez, Dheygler   | 0         | 0         | 4.50        | 2         | 1         | 0        | 0        | 0         | 0         | 2.0          | 2          | 1          | 1          | 0         | 0         | 2          | 0        | 1          | 0          | 0         | .250        |
| Gonzalez, Adriel    | 4         | 2         | 3.22        | 13        | 6         | 0        | 0        | 0         | 1         | 44.2         | 36         | 19         | 16         | 0         | 3         | 14         | 0        | 23         | 3          | 2         | .221        |
| Gonzalez, Dangoover | 2         | 3         | 6.03        | 14        | 6         | 0        | 0        | 0         | 0         | 37.1         | 29         | 29         | 25         | 1         | 10        | 24         | 0        | 23         | 16         | 1         | .213        |
| Gonzalez, James     | 2         | 3         | 4.82        | 7         | 4         | 0        | 0        | 0         | 0         | 18.2         | 18         | 13         | 10         | 1         | 3         | 5          | 0        | 22         | 0          | 0         | .250        |
| Gonzalez, Jose      | 1         | 0         | 3.04        | 15        | 0         | 0        | 0        | 0         | 0         | 26.2         | 26         | 17         | 9          | 0         | 1         | 8          | 0        | 24         | 1          | 0         | .245        |
| Guante, Wander      | 2         | 3         | 3.77        | 12        | 5         | 0        | 0        | 0         | 0         | 45.1         | 47         | 24         | 19         | 2         | 7         | 10         | 0        | 29         | 7          | 1         | .266        |
| Hernandez, Marcelo  | 3         | 3         | 2.25        | 16        | 0         | 0        | 1        | 2         | 32.0      | 33           | 14         | 8          | 0          | 0         | 7         | 0          | 42       | 2          | 0          | .254      |             |
| Leandro, Carlos     | 0         | 8         | 8.84        | 14        | 8         | 0        | 0        | 0         | 1         | 38.2         | 35         | 46         | 38         | 1         | 10        | 42         | 1        | 34         | 8          | 3         | .248        |
| Medina, Alonzo      | 0         | 1         | 3.05        | 17        | 0         | 0        | 0        | 5         | 5         | 20.2         | 10         | 8          | 7          | 0         | 8         | 18         | 0        | 21         | 8          | 0         | .147        |
| Montilla, Stiven    | 0         | 5         | 3.54        | 13        | 8         | 0        | 0        | 1         | 2         | 48.1         | 39         | 24         | 19         | 1         | 7         | 40         | 0        | 35         | 7          | 0         | .235        |
| Rodriguez, Roger    | 2         | 3         | 2.70        | 14        | 5         | 0        | 0        | 1         | 1         | 50.0         | 44         | 20         | 15         | 2         | 6         | 9          | 0        | 39         | 6          | 0         | .240        |
| Rojas, Edwin        | 0         | 4         | 4.60        | 13        | 10        | 0        | 0        | 0         | 0         | 47.0         | 59         | 29         | 24         | 2         | 5         | 30         | 0        | 32         | 12         | 0         | .317        |
| Sanchez, Yehizon    | 0         | 0         | 0.43        | 7         | 4         | 0        | 0        | 0         | 0         | 21.0         | 11         | 3          | 1          | 0         | 3         | 7          | 0        | 15         | 3          | 0         | .151        |
| <b>Team Total</b>   | <b>29</b> | <b>41</b> | <b>3.99</b> | <b>70</b> | <b>70</b> | <b>0</b> | <b>5</b> | <b>13</b> | <b>20</b> | <b>596.0</b> | <b>532</b> | <b>338</b> | <b>264</b> | <b>15</b> | <b>79</b> | <b>292</b> | <b>2</b> | <b>496</b> | <b>116</b> | <b>10</b> | <b>.239</b> |

## 2019 MINOR LEAGUE ALL-STARs

### Pacific Coast League, Midseason

Paul Blackburn  
Jorge Mateo

Mikey White  
Luis Barrera\*  
Dairon Blanco  
Greg Deichmann

### Midwest League, Midseason

Eric Marinez  
Aiden McIntyre

### Texas League, Postseason

Brian Howard

### California League, Midseason

Brady Feigl  
Mitchell Jordan  
Nick Allen  
Alfonso Rivas  
Lazaro Armenteros  
Jameson Hannah

### New York-Penn League, Midseason

Jorge Martinez  
Jordan Diaz

### Texas League, Midseason

Kyle Finnegan  
John Gorman  
Brian Howard  
Collin Theroux

\*All-Star Game MVP

# ORGANIZATIONAL LEADERS

## ORGANIZATIONAL BATTING LEADERS

| BATTING AVERAGE    | CLUB(S)  | Avg. | G   | AB  | R   | H   | HR | RBI |
|--------------------|----------|------|-----|-----|-----|-----|----|-----|
| Joseph, Corban     | LV       | .371 | 97  | 383 | 63  | 142 | 13 | 73  |
| Payton, Mark       | LV       | .334 | 118 | 395 | 80  | 132 | 30 | 97  |
| Neuse, Sheldon     | LV       | .317 | 126 | 498 | 99  | 158 | 27 | 102 |
| Brown, Seth        | LV       | .297 | 112 | 451 | 101 | 134 | 37 | 104 |
| Loehr, Trace       | STK, LV  | .295 | 108 | 386 | 65  | 114 | 5  | 45  |
| Barreto, Franklin  | LV       | .295 | 98  | 373 | 88  | 110 | 19 | 65  |
| Rivas III, Alfonso | STK, LV  | .292 | 122 | 463 | 62  | 135 | 9  | 60  |
| Mateo, Jorge       | LV       | .289 | 119 | 532 | 95  | 154 | 19 | 78  |
| Hannah, Jameson    | STK      | .283 | 92  | 375 | 48  | 106 | 2  | 31  |
| Calabuig, Chase    | BEL, MID | .283 | 122 | 449 | 61  | 127 | 5  | 55  |

(Minimum 300 AB)

| HITS               | CLUB(S)  | H   | HOME RUNS          | CLUB(S) | HR | RBI               | CLUB(S) | RBI |
|--------------------|----------|-----|--------------------|---------|----|-------------------|---------|-----|
| Neuse, Sheldon     | LV       | 158 | Brown, Seth        | LV      | 37 | Brown, Seth       | LV      | 104 |
| Mateo, Jorge       | LV       | 154 | Payton, Mark       | LV      | 30 | Neuse, Sheldon    | LV      | 102 |
| Fowler, Dustin     | LV       | 154 | Neuse, Sheldon     | LV      | 27 | Payton, Mark      | LV      | 97  |
| Joseph, Corban     | LV       | 142 | Fowler, Dustin     | LV      | 25 | Fowler, Dustin    | LV      | 89  |
| Rivas III, Alfonso | STK, LV  | 135 | Barreto, Franklin  | LV      | 19 | Mateo, Jorge      | LV      | 78  |
| Brown, Seth        | LV       | 134 | Mateo, Jorge       | LV      | 19 | Joseph, Corban    | LV      | 73  |
| Payton, Mark       | LV       | 132 | Armenteros, Lazaro | STK     | 17 | Diaz, Edwin       | MID, LV | 72  |
| Calabuig, Chase    | BEL, MID | 127 | Campbell, Eric     | LV      | 16 | Barreto, Franklin | LV      | 65  |
| Loehr, Trace       | STK, LV  | 114 | Diaz, Edwin        | MID, LV | 14 | Campbell, Eric    | LV      | 65  |
| Bride, Jonah       | STK, MID | 114 | Joseph, Corban     | LV      | 13 | Eierman, Jeremy   | STK     | 64  |
| Gridley, Ryan      | BEL, STK | 114 | Eierman, Jeremy    | STK     | 13 |                   |         |     |

| RUNS SCORED        | CLUB(S) | R   | DOUBLES            | CLUB(S)  | 2B | TRIPLES            | CLUB(S)  | 3B |
|--------------------|---------|-----|--------------------|----------|----|--------------------|----------|----|
| Brown, Seth        | LV      | 101 | Diaz, Edwin        | MID, LV  | 36 | Mateo, Jorge       | LV       | 14 |
| Neuse, Sheldon     | LV      | 99  | Joseph, Corban     | LV       | 35 | Blanco, Dairon     | MID      | 12 |
| Fowler, Dustin     | LV      | 98  | Neuse, Sheldon     | LV       | 31 | Barrera, Luis      | MID      | 11 |
| Mateo, Jorge       | LV      | 95  | Payton, Mark       | LV       | 30 | Buelvas, Braylan   | DSL, AZL | 8  |
| Barreto, Franklin  | LV      | 88  | Barreto, Franklin  | LV       | 29 | Diaz III, Edwin    | MID, LV  | 7  |
| Payton, Mark       | LV      | 80  | Brown, Seth        | LV       | 29 | Eierman, Jeremy    | STK      | 7  |
| Armenteros, Lazaro | STK     | 65  | Gridley, Ryan      | BEL, STK | 29 | Fowler, Dustin     | LV       | 7  |
| Loehr, Trace       | STK, LV | 65  | Mateo, Jorge       | LV       | 29 | Brown, Seth        | LV       | 6  |
| Campbell, Eric     | LV      | 64  | Schuemann, Max     | BEL      | 29 | Barreto, Franklin  | LV       | 5  |
| Joseph, Corban     | LV      | 63  | Rivas III, Alfonso | STK, LV  | 26 | Allen, Nick        | STK      | 5  |
| Diaz, Edwin        | MID, LV | 63  | White III, Mickey  | MID, LV  | 26 | Armenteros, Lazaro | STK      | 5  |

| WALKS              | CLUB(S)  | BB | STOLEN BASES       | CLUB(S)  | SB | EXTRA-BASE HITS    | CLUB(S) | XBH |
|--------------------|----------|----|--------------------|----------|----|--------------------|---------|-----|
| Calabuig, Chase    | BEL, MID | 75 | Blanco, Dairon     | MID      | 27 | Brown, Seth        | LV      | 72  |
| Armenteros, Lazaro | STK      | 73 | Schuemann, Max     | BEL      | 25 | Payton, Mark       | LV      | 63  |
| Ramirez, Tyler     | MID, LV  | 68 | Mateo, Jorge       | LV       | 24 | Mateo, Jorge       | LV      | 62  |
| Rivas III, Alfonso | STK, LV  | 68 | Armenteros, Lazaro | STK      | 22 | Neuse, Sheldon     | LV      | 60  |
| Pena, Joseph       | BEL      | 61 | Deichmann, Greg    | MID      | 19 | Diaz, Edwin        | MID, LV | 57  |
| Mondou, Nate       | MID      | 58 | Buelvas, Braylan   | DSL, AZL | 16 | Fowler, Dustin     | LV      | 54  |
| Neuse, Sheldon     | LV       | 56 | Escorche, Jose     | DSL      | 16 | Barreto, Franklin  | LV      | 53  |
| Campbell, Eric     | LV       | 54 | Foyle, Devin       | BEL      | 16 | Joseph, Corban     | LV      | 52  |
| Foyle, Devin       | BEL      | 52 | McDonald, Mickey   | STK, MID | 16 | Armenteros, Lazaro | STK     | 44  |
| Jones, John        | BEL      | 52 | Barreto, Franklin  | LV       | 15 | Eierman, Jeremy    | STK     | 42  |

| TOTAL BASES        | CLUB(S)  | TB  | SLUGGING PCT.     | CLUB(S) | SLG  | ON-BASE PCT.       | CLUB(S)  | OBP  |
|--------------------|----------|-----|-------------------|---------|------|--------------------|----------|------|
| Brown, Seth        | LV       | 286 | Payton, Mark      | LV      | .653 | Joseph, Corban     | LV       | .421 |
| Neuse, Sheldon     | LV       | 274 | Brown, Seth       | LV      | .634 | Payton, Mark       | LV       | .400 |
| Mateo, Jorge       | LV       | 268 | Joseph, Corban    | LV      | .585 | Neuse, Sheldon     | LV       | .389 |
| Fowler, Dustin     | LV       | 265 | Barreto, Franklin | LV      | .552 | Calabuig, Chase    | BEL, MID | .388 |
| Payton, Mark       | LV       | 258 | Neuse, Sheldon    | LV      | .550 | Rivas III, Alfonso | STK, LV  | .387 |
| Joseph, Corban     | LV       | 224 | Mateo, Jorge      | LV      | .504 | Campbell, Eric     | LV       | .382 |
| Barreto, Franklin  | LV       | 206 | Campbell, Eric    | LV      | .492 | Barreto, Franklin  | LV       | .374 |
| Diaz, Edwin        | MID, LV  | 201 | Fowler, Dustin    | LV      | .477 | Bride, Jonah       | STK, MID | .368 |
| Rivas III, Alfonso | STK, MID | 196 | Blanco, Dairon    | MID     | .468 | Pena, Joseph       | BEL      | .364 |
| Armenteros, Lazaro | STK      | 185 | Bolt, Skye        | LV      | .459 | Loehr, Trace       | STK, LIV | .352 |

## ORGANIZATIONAL PITCHING LEADERS

| EARNED RUN AVERAGE | CLUB(S)       | W-L  | ERA  | IP    | H   | BB | SO  |
|--------------------|---------------|------|------|-------|-----|----|-----|
| Holmes, Grant      | MID, LV       | 6-5  | 3.23 | 86.1  | 77  | 28 | 81  |
| Kelly, Rafael      | VER, BEL, STK | 6-5  | 3.35 | 88.2  | 80  | 21 | 76  |
| Conley, Bryce      | BEL, STK      | 6-5  | 3.43 | 102.1 | 71  | 59 | 98  |
| Friedrichs, Kyle   | STK, MID      | 6-7  | 3.43 | 123.1 | 130 | 34 | 89  |
| Birlingmair, Reid  | BEL           | 6-6  | 4.02 | 123.0 | 108 | 50 | 120 |
| McIntyre, Aiden    | BEL           | 3-10 | 4.15 | 112.2 | 99  | 76 | 150 |
| Howard, Brian      | MID, LV       | 8-9  | 4.30 | 144.1 | 165 | 47 | 134 |
| Blackburn, Paul    | LV            | 11-3 | 4.34 | 132.2 | 133 | 34 | 92  |
| Dunshee, Parker    | MID, LV       | 6-7  | 4.36 | 130.0 | 112 | 48 | 124 |
| Feigl, Brady       | STK           | 5-11 | 4.42 | 134.1 | 148 | 35 | 119 |

(Minimum 80 IP)

| WINS             | CLUB(S)  | W  | SAVES            | CLUB(S)  | SV | COMPLETE GAMES   | CLUB(S) | CG |
|------------------|----------|----|------------------|----------|----|------------------|---------|----|
| Blackburn, Paul  | LV       | 11 | Finnegan, Kyle   | MID, LV  | 14 | Anderson, Tanner | LV      | 1  |
| Naile, James     | MID, LV  | 10 | Mora, Jose       | VER      | 11 | Milburn, Matt    | MID     | 1  |
| Jordan, Mitchell | STK, MID | 10 | Schlitter, Brian | LV       | 11 |                  |         |    |
| Anderson, Tanner | LV       | 9  | Marinez, Eric    | STK, MID | 11 |                  |         |    |
| Howard, Brian    | MID, LV  | 8  | Zambrano, Jesus  | STK, MID | 9  |                  |         |    |
| Milburn, Matt    | MID      | 8  | Cerny, Charlie   | BEL      | 8  |                  |         |    |
| Martinez, Seth   | STK, MID | 7  | Gorman III, John | MID      | 8  |                  |         |    |
| McNutt, Trey     | MID, LV  | 7  | Erwin, Zack      | MID      | 7  |                  |         |    |
| 12 tied          |          | 6  | Highberger, Nick | STK      | 6  |                  |         |    |
|                  |          |    | Mejia, Jeferson  | VER, BEL | 5  |                  |         |    |
|                  |          |    | Medina, Alonzo   | DSL      | 5  |                  |         |    |

| INNINGS PITCHED    | CLUB(S)  | IP    | STRIKEOUTS         | CLUB(S)  | SO  |
|--------------------|----------|-------|--------------------|----------|-----|
| Milburn, Matt      | MID      | 150.2 | McIntyre, Aiden    | BEL      | 150 |
| Jordan, Mitchell   | STK, MID | 144.2 | Jordan, Mitchell   | STK, MID | 135 |
| Howard, Brian      | MID, LV  | 144.1 | Howard, Brian      | MID, LV  | 134 |
| Naile, James       | MID, LV  | 141.1 | Dunshee, Parker    | MID, LV  | 124 |
| Feigl, Brady       | STK      | 134.1 | Birlingmair, Reid  | BEL      | 120 |
| Blackburn, Paul    | LV       | 132.2 | Feigl, Brady       | STK      | 119 |
| Altamirano, Xavier | STK      | 130.0 | Alexander, Tyler   | MID, LV  | 110 |
| Dunshee, Parker    | MID, LV  | 130.0 | Cohen, Chase       | BEL      | 106 |
| Friedrichs, Kyle   | STK, MID | 123.1 | Altamirano, Xavier | STK      | 104 |
| Birlingmair, Reid  | BEL      | 123.0 | Conley, Bryce      | BEL, STK | 98  |

## ORGANIZATIONAL STANDINGS

| Club               | First Half |      |      | Second Half |       |      | Overall |       |      |      |
|--------------------|------------|------|------|-------------|-------|------|---------|-------|------|------|
|                    | W-L        | Pos. | GB   | W-L         | Pos.  | GB   | W-L     | Pos.  | GB   | Pct. |
| Las Vegas (AAA)    |            |      |      |             |       |      | 83-57   | 1st   | —    | .593 |
| Midland (AA)       | 34-35      | 2nd  | 0.5  | 39-31       | 1st   | —    | 73-66   | 1st   | —    | .525 |
| Stockton (A)       | 33-35      | 2nd  | 12.0 | 27-43       | 4th   | 12.0 | 60-78   | 4th   | 24.0 | .435 |
| Beloit (A)         | 27-41      | 8th  | 17.0 | 27-43       | t-6th | 19.0 | 54-84   | 7th   | 26.5 | .391 |
| Vermont (Short-A)  |            |      |      |             |       |      | 33-42   | 3rd   | 8.5  | .440 |
| AZL Gold (Rookie)  | 16-12      | 2nd  | 6.0  | 15-13       | 3rd   | 6.0  | 31-25   | t-2nd | 12.0 | .554 |
| AZL Green (Rookie) | 11-17      | 7th  | 11.0 | 9-19        | 8th   | 12.0 | 20-36   | 7th   | 23.0 | .357 |
| Dominican (Rookie) |            |      |      |             |       |      | 29-41   | 7th   | 12.0 | .414 |

# 2019 DRAFT PICKS

| Rd | Name               | Pos | Year | School                        | Hometown          | B/T | Ht   | Wt  |
|----|--------------------|-----|------|-------------------------------|-------------------|-----|------|-----|
| 1  | Logan Davidson     | SS  | Jr.  | Clemson University            | Charlotte, NC     | S/R | 6-3  | 185 |
| 2  | Tyler Baum         | RHP | Jr.  | University of North Carolina  | Ocoee, FL         | R/R | 6-2  | 195 |
| 3  | Marcus Smith       | CF  | HS   | Pembroke Hill High School     | Kansas City, KS   | L/L | 5-11 | 190 |
| 4  | Kyle McCann        | C   | Jr.  | Georgia Tech University       | Suwanee, GA       | L/R | 6-2  | 217 |
| 5  | Jalen Greer        | SS  | HS   | St. Rita High School          | Chicago, IL       | R/R | 6-3  | 185 |
| 6  | Seth Shuman        | RHP | Jr.  | Georgia Southern University   | Valdosta, GA      | R/R | 6-1  | 195 |
| 7  | Drew Millas        | C   | Jr.  | Missouri State University     | Swansea, IL       | S/R | 6-2  | 205 |
| 8  | Jose Dicochea      | RHP | HS   | Sahuarita High School         | Sahuarita, AZ     | R/R | 6-3  | 180 |
| 9  | Colin Peluse       | RHP | Jr.  | Wake Forest University        | Middletown, DE    | R/R | 6-3  | 230 |
| 10 | Patrick McColl     | 1B  | Sr.  | Harvard University            | Los Altos, CA     | L/R | 6-6  | 215 |
| 11 | Dustin Harris      | 3B  | JC   | St. Petersburg College        | Land O'Lakes, FL  | L/R | 6-2  | 185 |
| 12 | T.J. Schofield-Sam | 3B  | HS   | North Park Secondary School   | Brampton, Ontario | L/R | 6-1  | 185 |
| 13 | Sahid Valenzuela   | SS  | Jr.  | Cal State Fullerton           | Yuma, AZ          | S/R | 5-9  | 165 |
| 14 | Peyton Miller      | RHP | JC   | Tyler Junior College          | Bullard, TX       | R/R | 6-1  | 170 |
| 15 | Josh Watson        | OF  | Sr.  | Texas Christian University    | Arlington, TX     | S/R | 5-11 | 205 |
| 16 | Brady Basso        | LHP | Jr.  | Oklahoma State University     | Pearland, TX      | R/L | 6-2  | 213 |
| 17 | Vince Coletti      | RHP | Sr.  | Florida Atlantic University   | Hollywood, FL     | R/R | 6-2  | 210 |
| 18 | Jorge Romero       | OF  | HS   | Colegio Angel David HS        | Carolina, PR      | R/R | 6-3  | 180 |
| 19 | Jared McDonald     | C   | Sr.  | Western Oregon University     | Phoenix, AZ       | R/R | 6-2  | 180 |
| 20 | Jack Weisenburger  | RHP | Jr.  | University of Michigan        | Rockford, MI      | R/R | 6-3  | 220 |
| 21 | Shane Selman       | OF  | Sr.  | McNeese State University      | Lake Charles, LA  | R/L | 5-11 | 198 |
| 22 | Jack Cushing       | RHP | Sr.  | Georgetown University         | Flower Mound, TX  | R/R | 6-3  | 195 |
| 23 | Austin Wahl        | RHP | Sr.  | Cal State Monterey Bay        | Hollister, CA     | R/R | 6-4  | 195 |
| 24 | Trayson Kubo       | RHP | Sr.  | Stephen F. Austin             | Waipahu, HI       | R/R | 6-0  | 180 |
| 25 | Ty Duvall          | C   | Jr.  | Vanderbilt University         | Lebanon, OH       | L/R | 5-10 | 185 |
| 26 | Elvis Peralta      | SS  | Sr.  | Marshall University           | Lawrence, MA      | L/R | 5-9  | 160 |
| 27 | Gavin Jones        | 3B  | JC   | State Fair CC                 | Sedalia, MO       | R/R | 6-2  | 210 |
| 28 | Wil Jensen         | RHP | RSr. | Pepperdine University         | Murray, UT        | R/R | 6-3  | 170 |
| 29 | Michael Woodworth  | 2B  | Sr.  | University of Connecticut     | Alameda, CA       | R/R | 5-9  | 175 |
| 30 | Edward Baram       | RHP | Sr.  | Adelphi University            | Saddle Brook, NJ  | R/R | 6-3  | 205 |
| 31 | Matthew Koehler    | CF  | RSr. | Western Carolina University   | Raleigh, NC       | L/R | 6-2  | 205 |
| 32 | Marty Bechina      | 2B  | Sr.  | Michigan State University     | Chicago, IL       | R/R | 6-0  | 200 |
| 33 | Charles Hall       | RHP | Sr.  | Tusculum College              | Dumfries, VA      | R/R | 5-10 | 170 |
| 34 | Kumar Nambiar      | LHP | Sr.  | Yale University               | Larchmont, NY     | L/L | 5-11 | 188 |
| 35 | Zach Rafuse        | RHP | Sr.  | Univ. of South Carolina Aiken | Baker County, FL  | R/R | 6-0  | 185 |
| 36 | Jake Walkinshaw    | RHP | Sr.  | Southern New Hampshire        | Seymour, CT       | R/R | 6-3  | 200 |
| 37 | Chase Wheatcroft   | RHP | Sr.  | Cal State Stanislaus          | Santa Clarita, CA | R/R | 6-6  | 180 |
| 38 | David Leal         | LHP | Sr.  | Louisiana Tech                | Houston TX        | L/L | 6-5  | 250 |
| 39 | Derek Lee          | OF  | RSr. | University of Richmond        | Frankfort, IL     | L/R | 6-2  | 185 |
| 40 | Sam Romero         | RHP | Sr.  | Arizona State University      | Phoenix, AZ       | R/R | 6-2  | 180 |

Bold indicated players signed

## ORGANIZATIONAL PLAYER AND PITCHER OF THE YEAR

|      |                             |      |  |
|------|-----------------------------|------|--|
| 1995 | Steve Cox, Derek Manning    | 2008 | Chris Carter, Trevor Cahill                      |
| 1996 | D.T. Cromer, Willie Adams   | 2009 | Chris Carter, Pedro Figueroa                     |
| 1997 | Ben Grieve, Brad Rigby      | 2010 | Grant Green, Ian Krol                            |
| 1998 | Eric Chavez, Jay Witasick   | 2011 | Michael Choice/Jermaine Mitchell, Graham Godfrey |
| 1999 | Adam Piatt, Tim Hudson      | 2012 | Miles Head, A.J. Griffin/Dan Straily             |
| 2000 | Jose Ortiz, Barry Zito      | 2013 | Anthony Aliotti, Sonny Gray                      |
| 2001 | Esteban German, Mario Ramos | 2014 | Dan Robertson/Matt Olson, Seth Streich           |
| 2002 | Graham Koonce, Rich Harden  | 2015 | Chad Pinder, Ryan Dull                           |
| 2003 | Graham Koonce, Rich Harden  | 2016 | Ryon Healy, Daniel Mengden                       |
| 2004 | Dan Johnson, Jairo Garcia   | 2017 | Matt Olson, A.J. Puk                             |
| 2005 | Andre Ethier, Dallas Braden | 2018 | Ramon Laureano, Jesus Luzardo                    |
| 2006 | Jeff Baisley, Jason Windsor | 2019 | Seth Brown, Daulton Jefferies                    |
| 2007 | Daric Barton, Trevor Cahill |      |  |



# ORGANIZATIONAL PLAYERS

## XAVIER N. ALTAMIRANO

RHP

**Born:** Douglas, Arizona, July 20, 1994; **Home:** Douglas, Arizona

**Bats:** Right; **Throws:** Right; **Height:** 6-1; **Weight:** 208

**Obtained:** Selected in the 27<sup>th</sup> round of the 2015 First-Year Player Draft

Graduated from Douglas HS (AZ)...signed by Yancy Ayres...played collegiately at Cochise College (AZ) and Oral Roberts University...as a junior at Oral Roberts in 2015, earned Summit League Pitcher of the Year honors...ranked tied for seventh in the organization with 130.0 innings pitched and ninth with 104 strikeouts in 2019...finished 2018 tied for fifth in the organization in wins (9) and was sixth in strikeouts (125) and innings (140.2).

| Year                       | Club         | W         | L         | ERA         | G          | GS        | CG       | SHO      | SV       | IP           | H          | R          | ER         | HR        | HB        | BB         | IBB      | SO         | WP        | BK       |
|----------------------------|--------------|-----------|-----------|-------------|------------|-----------|----------|----------|----------|--------------|------------|------------|------------|-----------|-----------|------------|----------|------------|-----------|----------|
| 2015                       | AZL A's (R)  | 2         | 1         | 3.22        | 13         | 2         | 0        | 0        | 1        | 36.1         | 33         | 21         | 13         | 4         | 0         | 8          | 0        | 23         | 0         | 0        |
| 2016                       | Vermont (A)  | 3         | 3         | 2.48        | 14         | 9         | 0        | 0        | 0        | 65.1         | 60         | 22         | 18         | 3         | 3         | 10         | 0        | 57         | 3         | 1        |
|                            | Beloit (A)   | 2         | 4         | 4.85        | 8          | 5         | 0        | 0        | 1        | 26.0         | 31         | 17         | 14         | 2         | 1         | 11         | 0        | 18         | 2         | 0        |
| 2017                       | Beloit (A)   | 8         | 6         | 3.59        | 31         | 14        | 0        | 0        | 2        | 117.2        | 106        | 53         | 47         | 8         | 6         | 31         | 1        | 95         | 5         | 0        |
| 2018                       | Beloit (A)   | 4         | 2         | 3.09        | 12         | 12        | 0        | 0        | 0        | 70.0         | 58         | 25         | 24         | 5         | 2         | 16         | 0        | 63         | 0         | 0        |
|                            | Stockton (A) | 5         | 6         | 6.62        | 13         | 13        | 0        | 0        | 0        | 70.2         | 96         | 54         | 52         | 11        | 11        | 17         | 0        | 62         | 3         | 0        |
| 2019                       | Stockton (A) | 5         | 13        | 5.61        | 28         | 26        | 0        | 0        | 0        | 130.0        | 156        | 90         | 81         | 23        | 8         | 39         | 1        | 104        | 8         | 1        |
| <b>Minor League Totals</b> |              | <b>29</b> | <b>35</b> | <b>4.34</b> | <b>119</b> | <b>81</b> | <b>0</b> | <b>0</b> | <b>4</b> | <b>516.0</b> | <b>540</b> | <b>282</b> | <b>249</b> | <b>56</b> | <b>31</b> | <b>132</b> | <b>2</b> | <b>422</b> | <b>21</b> | <b>2</b> |

## WILSON GREGORIO ALVAREZ (RIVAS)

IF

**Born:** Maracay, Venezuela, May 19, 1998; **Home:** Palo Negro, Venezuela

**Bats:** Right; **Throws:** Right; **Height:** 5-10; **Weight:** 150

**Obtained:** Signed as a free agent to a minor league contract, March 28, 2016

Signed by Juan Villanueva...made his AZL debut in 2019, setting career highs in games (54), at-bats (220), runs (40), hits (63), doubles (8), triples (2), RBI (18) and walks (25).

| Year                       | Club        | AVG.        | G          | AB         | R         | H          | 2B        | 3B       | HR       | RBI       | SH        | SF       | HP        | BB        | SO        | SB        | CS        | SLG         | OBP         | E         |
|----------------------------|-------------|-------------|------------|------------|-----------|------------|-----------|----------|----------|-----------|-----------|----------|-----------|-----------|-----------|-----------|-----------|-------------|-------------|-----------|
| 2016                       | DSL A's (R) | .200        | 30         | 80         | 9         | 16         | 1         | 0        | 0        | 4         | 2         | 0        | 1         | 12        | 10        | 8         | 4         | .213        | .312        | 14        |
| 2017                       | DSL A's (R) | .304        | 43         | 115        | 16        | 35         | 2         | 0        | 0        | 8         | 6         | 0        | 5         | 11        | 18        | 8         | 8         | .322        | .389        | 8         |
| 2018                       | DSL A's (R) | .259        | 47         | 147        | 15        | 38         | 4         | 1        | 0        | 8         | 3         | 1        | 2         | 14        | 15        | 11        | 2         | .299        | .329        | 5         |
| 2019                       | AZL A's (R) | .286        | 54         | 220        | 40        | 63         | 9         | 2        | 0        | 18        | 2         | 2        | 3         | 25        | 49        | 7         | 1         | .345        | .364        | 8         |
| <b>Minor League Totals</b> |             | <b>.270</b> | <b>174</b> | <b>562</b> | <b>80</b> | <b>152</b> | <b>16</b> | <b>3</b> | <b>0</b> | <b>38</b> | <b>13</b> | <b>3</b> | <b>11</b> | <b>62</b> | <b>92</b> | <b>34</b> | <b>15</b> | <b>.310</b> | <b>.353</b> | <b>35</b> |

## LAZARO ROBERSY ARMENTEROS (ARANGO)

OF

**Born:** La Habana, Cuba, May 22, 1999; **Home:** Santo Domingo, Dominican Republic

**Bats:** Right; **Throws:** Right; **Height:** 6-1; **Weight:** 195

**Obtained:** Signed as a free agent to a minor league contract, July 2, 2016

Signed by Raul Gomez...named the A's ninth-best prospect by *Baseball America* following the 2017 season and sixth best following the 2018 season...finished 2019 second in the organization in walks (73) and fourth in steals (22)...was a 2019 California League Midseason All-Star.

| Year                       | Club         | AVG.        | G          | AB         | R          | H          | 2B        | 3B        | HR        | RBI        | SH       | SF       | HP        | BB         | SO         | SB        | CS        | SLG         | OBP         | E         |
|----------------------------|--------------|-------------|------------|------------|------------|------------|-----------|-----------|-----------|------------|----------|----------|-----------|------------|------------|-----------|-----------|-------------|-------------|-----------|
| 2017                       | DSL A's (R)  | .167        | 6          | 18         | 6          | 3          | 0         | 0         | 0         | 1          | 0        | 1        | 4         | 3          | 9          | 2         | 2         | .167        | .385        | 1         |
|                            | AZL A's (R)  | .288        | 41         | 156        | 24         | 45         | 9         | 4         | 4         | 22         | 0        | 2        | 7         | 16         | 48         | 10        | 1         | .474        | .376        | 5         |
| 2018                       | Beloit (A)   | .277        | 79         | 292        | 43         | 81         | 8         | 2         | 8         | 39         | 0        | 2        | 10        | 36         | 115        | 8         | 6         | .401        | .374        | 3         |
| 2019                       | Stockton (A) | .222        | 126        | 459        | 65         | 102        | 22        | 5         | 17        | 61         | 0        | 0        | 6         | 73         | 227        | 22        | 6         | .403        | .336        | 4         |
| <b>Minor League Totals</b> |              | <b>.250</b> | <b>252</b> | <b>925</b> | <b>138</b> | <b>231</b> | <b>39</b> | <b>11</b> | <b>29</b> | <b>123</b> | <b>0</b> | <b>5</b> | <b>27</b> | <b>128</b> | <b>399</b> | <b>42</b> | <b>15</b> | <b>.410</b> | <b>.356</b> | <b>13</b> |

## CESARE ASTORRI

C

**Born:** Parma, Italy, June 26, 1998; **Home:** Parma, Italy

**Bats:** Right; **Throws:** Right; **Height:** 5-11; **Weight:** 185

**Obtained:** Signed as a free agent to a minor league contract, January 10, 2018

Signed by Trevor Ryan.

| Year                       | Club        | AVG.        | G         | AB         | R         | H         | 2B       | 3B       | HR       | RBI       | SH       | SF       | HP       | BB        | SO        | SB       | CS       | SLG         | OBP         | E        |
|----------------------------|-------------|-------------|-----------|------------|-----------|-----------|----------|----------|----------|-----------|----------|----------|----------|-----------|-----------|----------|----------|-------------|-------------|----------|
| 2018                       | AZL A's (R) | .289        | 16        | 45         | 6         | 13        | 2        | 0        | 0        | 5         | 0        | 0        | 0        | 5         | 7         | 0        | 0        | .333        | .360        | 2        |
| 2019                       | AZL A's (R) | .161        | 29        | 87         | 10        | 14        | 4        | 2        | 0        | 11        | 0        | 2        | 7        | 11        | 30        | 1        | 0        | .253        | .299        | 4        |
| <b>Minor League Totals</b> |             | <b>.205</b> | <b>45</b> | <b>132</b> | <b>16</b> | <b>27</b> | <b>6</b> | <b>2</b> | <b>0</b> | <b>16</b> | <b>0</b> | <b>2</b> | <b>7</b> | <b>16</b> | <b>37</b> | <b>1</b> | <b>0</b> | <b>.280</b> | <b>.318</b> | <b>6</b> |

PLAYER DEVELOPMENT

## Organizational Players, continued

### EDWARD ANTHONY BARAM

RHP

**Born:** Hackensack, New Jersey, June 2, 1997; **Home:** El Cajon, California

**Bats:** Right; **Throws:** Right; **Height:** 6-4; **Weight:** 205

**Obtained:** Selected in the 30th round of the 2019 First Year Player Draft

Signed by Ronald Vaughn...played four seasons for Adelphi University in Garden City, New York...was named the Eastern College Athletic Conference's Pitcher of the Year and was name a First Team All-American by the National Collegiate Baseball Writers Association following the 2019 season...finished his collegiate career 18-13 with a 2.62 ERA and 226 strikeouts in 244.1 innings pitched.

| Year                       | Club        | W        | L        | ERA         | G         | GS       | CG       | SHO      | SV       | IP          | H         | R         | ER        | HR       | HB       | BB        | IBB      | SO        | WP       | BK       |
|----------------------------|-------------|----------|----------|-------------|-----------|----------|----------|----------|----------|-------------|-----------|-----------|-----------|----------|----------|-----------|----------|-----------|----------|----------|
| 2019                       | AZL A's (R) | 0        | 0        | 6.57        | 16        | 0        | 0        | 0        | 1        | 24.2        | 24        | 21        | 18        | 1        | 2        | 22        | 0        | 33        | 7        | 0        |
| <b>Minor League Totals</b> |             | <b>0</b> | <b>0</b> | <b>6.57</b> | <b>16</b> | <b>0</b> | <b>0</b> | <b>0</b> | <b>1</b> | <b>24.2</b> | <b>24</b> | <b>21</b> | <b>18</b> | <b>1</b> | <b>2</b> | <b>22</b> | <b>0</b> | <b>33</b> | <b>7</b> | <b>0</b> |

### GIVAINÉ NATHANAEL BASILIA

IF

**Born:** Willemstad, Curaçao, June 22, 2000; **Home:** Willemstad, Curaçao

**Bats:** Right; **Throws:** Right; **Height:** 6-1; **Weight:** 160

**Obtained:** Signed as a free agent to a minor league contract, July 2, 2017

Signed by Juan Mosquera.

| Year                       | Club        | AVG.        | G         | AB         | R         | H         | 2B       | 3B       | HR       | RBI       | SH       | SF       | HP       | BB        | SO        | SB        | CS       | SLG         | OBP         | E         |
|----------------------------|-------------|-------------|-----------|------------|-----------|-----------|----------|----------|----------|-----------|----------|----------|----------|-----------|-----------|-----------|----------|-------------|-------------|-----------|
| 2018                       | DSL A's (R) | .216        | 47        | 139        | 24        | 30        | 5        | 1        | 0        | 11        | 1        | 0        | 2        | 16        | 43        | 26        | 6        | .266        | .306        | 9         |
| 2019                       | AZL A's (R) | .237        | 42        | 131        | 23        | 31        | 3        | 2        | 1        | 10        | 3        | 0        | 3        | 12        | 45        | 8         | 3        | .313        | .315        | 9         |
| <b>Minor League Totals</b> |             | <b>.226</b> | <b>89</b> | <b>270</b> | <b>47</b> | <b>61</b> | <b>8</b> | <b>3</b> | <b>1</b> | <b>21</b> | <b>4</b> | <b>0</b> | <b>5</b> | <b>28</b> | <b>88</b> | <b>34</b> | <b>9</b> | <b>.289</b> | <b>.310</b> | <b>18</b> |

### BRADY MARSHALL BASSO

LHP

**Born:** Pearland, Texas, October 8, 1997; **Home:** Pearland, Texas

**Bats:** Right; **Throws:** Left; **Height:** 6-2; **Weight:** 210

**Obtained:** Selected in the 16th round of the 2019 First Year Player Draft

Signed by Christopher Reilly...played three seasons for Oklahoma State...finished his collegiate career 4-5 with a 5.76 ERA in 44 appearances, seven of which were starts...struck out 73 batters in 65.2 career innings pitched.

| Year                       | Club        | W        | L        | ERA         | G         | GS       | CG       | SHO      | SV       | IP          | H         | R        | ER       | HR       | HB       | BB       | IBB      | SO        | WP       | BK       |
|----------------------------|-------------|----------|----------|-------------|-----------|----------|----------|----------|----------|-------------|-----------|----------|----------|----------|----------|----------|----------|-----------|----------|----------|
| 2019                       | AZL A's (R) | 0        | 0        | 1.75        | 15        | 1        | 0        | 0        | 0        | 25.2        | 20        | 9        | 5        | 0        | 2        | 8        | 0        | 38        | 1        | 1        |
| <b>Minor League Totals</b> |             | <b>0</b> | <b>0</b> | <b>1.75</b> | <b>15</b> | <b>1</b> | <b>0</b> | <b>0</b> | <b>0</b> | <b>25.2</b> | <b>20</b> | <b>9</b> | <b>5</b> | <b>0</b> | <b>2</b> | <b>8</b> | <b>0</b> | <b>38</b> | <b>1</b> | <b>1</b> |

### TYLER COLE BAUM

RHP

**Born:** Orlando, Florida, January 14, 1998; **Home:** Ocoee, Florida

**Bats:** Right; **Throws:** Right; **Height:** 6-2; **Weight:** 195

**Obtained:** Selected in the second round of the 2019 First Year Player Draft

Signed by William Avent...played three seasons for the University of North Carolina...was an All-ACC selection in 2019 for the Tar Heels...finished his collegiate career 18-4 with a 3.71 ERA in 51 appearances, 43 of which were starts...logged 22 strikeouts and 84 walks in 221.0 career innings pitched.

| Year                       | Club        | W        | L        | ERA         | G         | GS        | CG       | SHO      | SV       | IP          | H         | R         | ER        | HR       | HB       | BB       | IBB      | SO        | WP       | BK       |
|----------------------------|-------------|----------|----------|-------------|-----------|-----------|----------|----------|----------|-------------|-----------|-----------|-----------|----------|----------|----------|----------|-----------|----------|----------|
| 2019                       | Vermont (A) | 0        | 3        | 4.70        | 11        | 11        | 0        | 0        | 0        | 30.2        | 29        | 18        | 16        | 4        | 2        | 7        | 0        | 34        | 2        | 0        |
| <b>Minor League Totals</b> |             | <b>0</b> | <b>3</b> | <b>4.70</b> | <b>11</b> | <b>11</b> | <b>0</b> | <b>0</b> | <b>0</b> | <b>30.2</b> | <b>29</b> | <b>18</b> | <b>16</b> | <b>4</b> | <b>2</b> | <b>7</b> | <b>0</b> | <b>34</b> | <b>2</b> | <b>0</b> |

### DANIEL BAUTISTA (DE LOS SANTOS)

OF

**Born:** Phoenix, Arizona, September 20, 2000; **Home:** Santo Domingo, Dominican Republic

**Bats:** Right; **Throws:** Right; **Height:** 6-1; **Weight:** 193

**Obtained:** Signed as a free agent to a minor league contract, October 4, 2017

Signed by Yendri Bachelor.

| Year                       | Club        | AVG.        | G         | AB         | R         | H         | 2B        | 3B       | HR       | RBI       | SH       | SF       | HP       | BB        | SO        | SB       | CS       | SLG         | OBP         | E        |
|----------------------------|-------------|-------------|-----------|------------|-----------|-----------|-----------|----------|----------|-----------|----------|----------|----------|-----------|-----------|----------|----------|-------------|-------------|----------|
| 2018                       | DSL A's (R) | .261        | 12        | 46         | 8         | 12        | 1         | 0        | 1        | 7         | 1        | 1        | 0        | 9         | 10        | 6        | 4        | .348        | .375        | 1        |
|                            | AZL A's (R) | .200        | 43        | 110        | 19        | 22        | 7         | 3        | 0        | 11        | 0        | 1        | 4        | 14        | 41        | 3        | 1        | .318        | .310        | 5        |
| 2019                       | Vermont (A) | .276        | 15        | 58         | 7         | 16        | 2         | 1        | 0        | 3         | 0        | 1        | 0        | 4         | 16        | 0        | 3        | .345        | .317        | 1        |
| <b>Minor League Totals</b> |             | <b>.234</b> | <b>70</b> | <b>214</b> | <b>34</b> | <b>50</b> | <b>10</b> | <b>4</b> | <b>1</b> | <b>21</b> | <b>1</b> | <b>3</b> | <b>4</b> | <b>27</b> | <b>67</b> | <b>9</b> | <b>8</b> | <b>.332</b> | <b>.327</b> | <b>7</b> |

**Born:** Santa Monica, California, March 6, 1994; **Home:** Parker, Colorado

**Bats:** Right; **Throws:** Right; **Height:** 6-4; **Weight:** 195

**Obtained:** Acquired via trade from Tampa Bay on May 25, 2018 for Wilmer Font

Selected in the ninth round of the 2016 First-Year Player Draft by Tampa Bay...attended Cal Poly Pomona and the University of Richmond.

| Year                       | Club              | W        | L        | ERA         | G         | GS        | CG       | SHO      | SV       | IP           | H          | R         | ER        | HR        | HB        | BB         | IBB      | SO         | WP        | BK       |
|----------------------------|-------------------|----------|----------|-------------|-----------|-----------|----------|----------|----------|--------------|------------|-----------|-----------|-----------|-----------|------------|----------|------------|-----------|----------|
| 2016                       | Princeton (R)     | 2        | 1        | 0.83        | 10        | 7         | 0        | 0        | 0        | 32.2         | 18         | 4         | 3         | 1         | 1         | 3          | 0        | 45         | 0         | 0        |
| 2017                       | Bowling Green (A) | 2        | 3        | 4.84        | 25        | 4         | 0        | 0        | 1        | 67.0         | 57         | 37        | 36        | 5         | 4         | 48         | 0        | 95         | 6         | 0        |
| 2018                       | Charlotte (A)     | 0        | 0        | 18.00       | 5         | 0         | 0        | 0        | 0        | 4.0          | 7          | 8         | 8         | 2         | 2         | 6          | 0        | 6          | 2         | 0        |
|                            | Stockton (A)      | 0        | 0        | 40.50       | 3         | 1         | 0        | 0        | 0        | 1.1          | 3          | 6         | 6         | 1         | 1         | 6          | 0        | 2          | 2         | 0        |
| 2019                       | Stockton (A)      | 1        | 1        | 3.38        | 37        | 0         | 0        | 0        | 4        | 50.2         | 38         | 21        | 19        | 3         | 6         | 38         | 0        | 60         | 8         | 0        |
| <b>Minor League Totals</b> |                   | <b>5</b> | <b>5</b> | <b>4.16</b> | <b>80</b> | <b>12</b> | <b>0</b> | <b>0</b> | <b>5</b> | <b>155.2</b> | <b>123</b> | <b>76</b> | <b>72</b> | <b>12</b> | <b>14</b> | <b>101</b> | <b>0</b> | <b>208</b> | <b>18</b> | <b>0</b> |

MARTIN GLYNN BECHINA

OF

Goes by "Marty"

**Born:** Chicago, Illinois, October 31, 1996; **Home:** Chicago, Illinois

**Bats:** Right; **Throws:** Right; **Height:** 6-0; **Weight:** 195

**Obtained:** Selected in the 32nd round of the 2019 First Year Player Draft

Signed by Richard Sparks...played four seasons for Michigan State...in 2019 was Academic All-Big Ten, MSU's Big Ten Sportsmanship Award winner, MSU's John Kobs Most Valuable Player Award winner and Kirk Gibson Offensive Player of the Year Award winner...finished his collegiate career hitting .258 with a .351 on-base percentage, 20 home runs, 114 runs, 110 RBI and 35 steals in 210 games played.

| Year                       | Club        | AVG.        | G         | AB         | R         | H         | 2B        | 3B       | HR       | RBI       | SH       | SF       | HP       | BB        | SO        | SB       | CS       | SLG         | OBP         | E        |
|----------------------------|-------------|-------------|-----------|------------|-----------|-----------|-----------|----------|----------|-----------|----------|----------|----------|-----------|-----------|----------|----------|-------------|-------------|----------|
| 2019                       | AZL A's (R) | .302        | 14        | 53         | 13        | 16        | 9         | 0        | 1        | 15        | 0        | 1        | 1        | 14        | 12        | 0        | 2        | .528        | .449        | 1        |
|                            | Vermont (A) | .235        | 47        | 179        | 18        | 42        | 10        | 1        | 3        | 17        | 1        | 1        | 2        | 13        | 53        | 1        | 1        | .352        | .292        | 7        |
| <b>Minor League Totals</b> |             | <b>.250</b> | <b>61</b> | <b>232</b> | <b>31</b> | <b>58</b> | <b>19</b> | <b>1</b> | <b>4</b> | <b>32</b> | <b>1</b> | <b>1</b> | <b>2</b> | <b>27</b> | <b>65</b> | <b>1</b> | <b>3</b> | <b>.392</b> | <b>.333</b> | <b>8</b> |

AUSTIN STEVEN BECK

OF

**Born:** Winston Salem, North Carolina, November 21, 1998; **Home:** Phoenix, Arizona

**Bats:** Right; **Throws:** Right; **Height:** 6-0; **Weight:** 195

**Obtained:** Selected in the first round of the 2017 First Year Player Draft

Graduated from North Davidson HS (NC)...was signed by Neil Avent...hit .457 with 23 home runs in 103 career high school games...hit .590 with 12 home runs during his senior year...was named the A's number six prospect by *Baseball America* following the 2017 season and number five following 2018...in 2018, finished third in the organization in hits (146) and fourth in batting (.296)...was the California League Player of the Week for the week of June 3-9.

| Year                       | Club         | AVG.        | G          | AB         | R          | H          | 2B        | 3B        | HR        | RBI        | SH       | SF        | HP       | BB        | SO         | SB        | CS       | SLG         | OBP         | E        |
|----------------------------|--------------|-------------|------------|------------|------------|------------|-----------|-----------|-----------|------------|----------|-----------|----------|-----------|------------|-----------|----------|-------------|-------------|----------|
| 2017                       | AZL A's (R)  | .211        | 41         | 152        | 23         | 32         | 7         | 4         | 2         | 28         | 0        | 3         | 2        | 17        | 51         | 7         | 1        | .349        | .293        | 1        |
| 2018                       | Beloit (A)   | .296        | 123        | 493        | 58         | 146        | 29        | 4         | 2         | 60         | 0        | 8         | 3        | 30        | 117        | 8         | 6        | .383        | .335        | 6        |
| 2019                       | Stockton (A) | .251        | 85         | 338        | 40         | 85         | 22        | 4         | 8         | 49         | 0        | 3         | 2        | 24        | 126        | 2         | 2        | .411        | .301        | 2        |
| <b>Minor League Totals</b> |              | <b>.268</b> | <b>249</b> | <b>983</b> | <b>121</b> | <b>263</b> | <b>58</b> | <b>12</b> | <b>12</b> | <b>137</b> | <b>0</b> | <b>14</b> | <b>7</b> | <b>71</b> | <b>294</b> | <b>17</b> | <b>9</b> | <b>.388</b> | <b>.317</b> | <b>9</b> |

GEORGE BRYNER BELL (SANTANA)

OF

**Born:** Santo Domingo, Dominican Republic, January 3, 2000; **Home:** La Romana, Dominican Republic

**Bats:** Right; **Throws:** Right; **Height:** 6-3; **Weight:** 183

**Obtained:** Signed as a non-drafted free agent, July 2, 2016

Signed by Pablo Marmol...is the son of former Major League and 1987 American League MVP George Bell...missed the 2019 season due to injury.

| Year                       | Club                     | AVG.        | G         | AB         | R         | H         | 2B       | 3B       | HR       | RBI      | SH       | SF       | HP       | BB        | SO        | SB       | CS       | SLG         | OBP         | E        |
|----------------------------|--------------------------|-------------|-----------|------------|-----------|-----------|----------|----------|----------|----------|----------|----------|----------|-----------|-----------|----------|----------|-------------|-------------|----------|
| 2017                       | DSL A's (R)              | .140        | 39        | 100        | 11        | 14        | 1        | 0        | 0        | 4        | 0        | 2        | 3        | 11        | 31        | 6        | 1        | .150        | .241        | 6        |
| 2018                       | Beloit (A)               | .213        | 41        | 89         | 11        | 19        | 1        | 1        | 0        | 5        | 0        | 0        | 2        | 8         | 32        | 2        | 1        | .247        | .293        | 1        |
| 2019                       | (Injured - Did Not Play) |             |           |            |           |           |          |          |          |          |          |          |          |           |           |          |          |             |             |          |
| <b>Minor League Totals</b> |                          | <b>.175</b> | <b>80</b> | <b>189</b> | <b>22</b> | <b>33</b> | <b>2</b> | <b>1</b> | <b>0</b> | <b>9</b> | <b>0</b> | <b>2</b> | <b>5</b> | <b>19</b> | <b>63</b> | <b>8</b> | <b>2</b> | <b>.196</b> | <b>.265</b> | <b>7</b> |

PLAYER DEVELOPMENT

**Organizational Players, continued**

**OSVALDO BERRIOS (FLORES)**

**RHP**

**Born:** Caguas, Puerto Rico, November 29, 1999; **Home:** Juncos, Puerto Rico

**Bats:** Right; **Throws:** Right; **Height:** 6-1; **Weight:** 206

**Obtained:** Selected in the 20<sup>th</sup> round of the 2017 First Year Player Draft

Signed by Hector Stewart...attended the Puerto Rico Baseball Academy.

| Year                       | Club        | W        | L         | ERA         | G         | GS        | CG       | SHO      | SV       | IP           | H          | R         | ER        | HR       | HB       | BB        | IBB      | SO         | WP        | BK       |
|----------------------------|-------------|----------|-----------|-------------|-----------|-----------|----------|----------|----------|--------------|------------|-----------|-----------|----------|----------|-----------|----------|------------|-----------|----------|
| 2017                       | AZL A's (R) | 2        | 3         | 8.00        | 13        | 7         | 0        | 0        | 0        | 27.0         | 39         | 27        | 24        | 2        | 1        | 8         | 0        | 25         | 4         | 1        |
| 2018                       | AZL A's (R) | 3        | 4         | 3.71        | 13        | 10        | 0        | 0        | 0        | 51.0         | 57         | 27        | 21        | 1        | 2        | 13        | 0        | 43         | 6         | 1        |
| 2019                       | AZL A's (R) | 2        | 1         | 3.60        | 4         | 2         | 0        | 0        | 1        | 15.0         | 14         | 6         | 6         | 1        | 0        | 0         | 0        | 17         | 1         | 0        |
|                            | Vermont (A) | 0        | 4         | 5.79        | 11        | 6         | 0        | 0        | 0        | 37.1         | 44         | 28        | 24        | 5        | 3        | 11        | 0        | 29         | 3         | 0        |
| <b>Minor League Totals</b> |             | <b>7</b> | <b>12</b> | <b>5.18</b> | <b>41</b> | <b>25</b> | <b>0</b> | <b>0</b> | <b>1</b> | <b>130.1</b> | <b>154</b> | <b>88</b> | <b>75</b> | <b>9</b> | <b>6</b> | <b>32</b> | <b>0</b> | <b>114</b> | <b>14</b> | <b>2</b> |

**MARCOS ANTONIO BETANCOURT (VELAZQUEZ)**

**C**

**Born:** Holguin, Cuba, January 17, 2001; **Home:** Santo Domingo, Dominican Republic

**Bats:** Right; **Throws:** Right; **Height:** 6-0; **Weight:** 165

**Obtained:** Signed as a non-drafted free agent, July 2, 2018

Signed by Amaurus Reyes.

| Year                       | Club        | AVG.        | G         | AB         | R         | H         | 2B       | 3B       | HR       | RBI       | SH       | SF       | HP       | BB        | SO        | SB       | CS       | SLG         | OBP         | E        |
|----------------------------|-------------|-------------|-----------|------------|-----------|-----------|----------|----------|----------|-----------|----------|----------|----------|-----------|-----------|----------|----------|-------------|-------------|----------|
| 2018                       | DSL A's (R) | .204        | 17        | 54         | 6         | 11        | 2        | 0        | 0        | 6         | 0        | 1        | 3        | 1         | 18        | 1        | 0        | .241        | .254        | 1        |
| 2019                       | AZL A's (R) | .179        | 28        | 95         | 7         | 17        | 3        | 0        | 0        | 13        | 0        | 0        | 4        | 11        | 25        | 1        | 0        | .211        | .291        | 1        |
| <b>Minor League Totals</b> |             | <b>.188</b> | <b>45</b> | <b>149</b> | <b>13</b> | <b>28</b> | <b>5</b> | <b>0</b> | <b>0</b> | <b>19</b> | <b>0</b> | <b>1</b> | <b>7</b> | <b>12</b> | <b>43</b> | <b>2</b> | <b>0</b> | <b>.221</b> | <b>.278</b> | <b>2</b> |

**LEON MATHEW BIEGALSKI II**

**RHP**

Goes by "Boomer"

**Born:** Tallahassee, Florida, July 13, 1994; **Home:** Tallahassee, Florida

**Bats:** Right; **Throws:** Right; **Height:** 6-2; **Weight:** 183

**Obtained:** Selected in the 14<sup>th</sup> round of the 2015 First-Year Player Draft

Graduated from Chiles High School in Tallahassee, Fla...played collegiately at College of Central Florida and Florida State University...signed by Jemel Spearman...was named ACC Tournament MVP in 2015...missed the 2019 season due to injury.

| Year                       | Club         | W                        | L         | ERA         | G         | GS        | CG       | SHO      | SV       | IP           | H          | R          | ER         | HR        | HB       | BB        | IBB      | SO         | WP        | BK       |
|----------------------------|--------------|--------------------------|-----------|-------------|-----------|-----------|----------|----------|----------|--------------|------------|------------|------------|-----------|----------|-----------|----------|------------|-----------|----------|
| 2015                       | AZL A's (R)  | 0                        | 1         | 3.18        | 6         | 4         | 0        | 0        | 0        | 11.1         | 8          | 7          | 4          | 2         | 2        | 2         | 0        | 12         | 2         | 0        |
| 2016                       | Beloit (A)   | 8                        | 8         | 3.70        | 28        | 25        | 0        | 0        | 0        | 153.1        | 144        | 72         | 63         | 14        | 3        | 38        | 1        | 115        | 8         | 0        |
| 2017                       | Beloit (A)   | 0                        | 0         | 3.38        | 2         | 2         | 0        | 0        | 0        | 8.0          | 7          | 4          | 3          | 1         | 1        | 2         | 0        | 6          | 1         | 0        |
|                            | Stockton (A) | 3                        | 2         | 5.12        | 19        | 7         | 0        | 0        | 2        | 51.0         | 52         | 30         | 29         | 12        | 2        | 18        | 1        | 64         | 2         | 0        |
| 2018                       | Stockton (A) | 3                        | 0         | 2.91        | 14        | 0         | 0        | 0        | 1        | 21.2         | 17         | 10         | 7          | 2         | 0        | 5         | 0        | 36         | 2         | 1        |
| 2019                       |              | (Injured - Did Not Play) |           |             |           |           |          |          |          |              |            |            |            |           |          |           |          |            |           |          |
| <b>Minor League Totals</b> |              | <b>14</b>                | <b>11</b> | <b>3.89</b> | <b>68</b> | <b>38</b> | <b>0</b> | <b>0</b> | <b>3</b> | <b>245.1</b> | <b>228</b> | <b>123</b> | <b>106</b> | <b>31</b> | <b>8</b> | <b>65</b> | <b>2</b> | <b>233</b> | <b>15</b> | <b>1</b> |

**REID JOSEPH BIRLINGMAIR**

**RHP**

**Born:** Normal, Illinois, November 13, 1996; **Home:** Normal, Illinois

**Bats:** Left; **Throws:** Right; **Height:** 5-10; **Weight:** 205

**Obtained:** Selected in the 28<sup>th</sup> round of the 2018 First-Year Player Draft

Attended the University of Illinois, Chicago...signed by Derek Lee...made his full-season debut in 2019, setting career highs in every major counting stat.

| Year                       | Club        | W        | L        | ERA         | G         | GS        | CG       | SHO      | SV       | IP           | H          | R         | ER        | HR        | HB       | BB        | IBB      | SO         | WP        | BK       |
|----------------------------|-------------|----------|----------|-------------|-----------|-----------|----------|----------|----------|--------------|------------|-----------|-----------|-----------|----------|-----------|----------|------------|-----------|----------|
| 2018                       | AZL A's (R) | 2        | 0        | 1.45        | 8         | 2         | 0        | 0        | 0        | 18.2         | 15         | 5         | 3         | 0         | 2        | 6         | 0        | 25         | 2         | 1        |
|                            | Vermont (A) | 1        | 0        | 2.25        | 5         | 3         | 0        | 0        | 0        | 16.0         | 10         | 5         | 4         | 1         | 1        | 10        | 1        | 8          | 1         | 0        |
| 2019                       | Beloit (A)  | 6        | 6        | 4.02        | 24        | 21        | 0        | 0        | 0        | 123.0        | 108        | 62        | 55        | 12        | 6        | 50        | 0        | 120        | 14        | 0        |
| <b>Minor League Totals</b> |             | <b>9</b> | <b>6</b> | <b>3.54</b> | <b>37</b> | <b>26</b> | <b>0</b> | <b>0</b> | <b>0</b> | <b>157.2</b> | <b>133</b> | <b>72</b> | <b>62</b> | <b>13</b> | <b>9</b> | <b>66</b> | <b>1</b> | <b>153</b> | <b>17</b> | <b>1</b> |

**JOSE MIGUEL BONILLA (PEREZ)**

**OF**

**Born:** Santo Domingo, Dominican Republic, February 2, 2001; **Home:** Santo Domingo, Dominican Republic

**Bats:** Right; **Throws:** Right; **Height:** 6-3; **Weight:** 180

**Obtained:** Signed as a free agent to a minor league contract, July 2, 2017.

Signed by Juan C. De La Cruz.

| Year                | Club        | AVG. | G   | AB  | R  | H  | 2B | 3B | HR | RBI | SH | SF | HP | BB | SO  | SB | CS | SLG  | OBP  | E  |
|---------------------|-------------|------|-----|-----|----|----|----|----|----|-----|----|----|----|----|-----|----|----|------|------|----|
| 2018                | DSL A's (R) | .206 | 59  | 189 | 21 | 39 | 7  | 0  | 3  | 22  | 0  | 1  | 6  | 25 | 78  | 4  | 4  | .291 | .317 | 1  |
| 2019                | AZL A's (R) | .195 | 48  | 164 | 17 | 32 | 6  | 1  | 1  | 24  | 0  | 0  | 1  | 25 | 71  | 1  | 3  | .262 | .305 | 9  |
| Minor League Totals |             | .201 | 107 | 353 | 38 | 71 | 13 | 1  | 4  | 46  | 0  | 1  | 7  | 50 | 149 | 5  | 7  | .278 | .311 | 10 |

**JONAH MICHAEL BRIDE** IF

**Born:** Milwaukee, Wisconsin, December 27, 1995; **Home:** Owasso, Oklahoma  
**Bats:** Right; **Throws:** Right; **Height:** 5-10; **Weight:** 200  
**Obtained:** Selected in 23<sup>rd</sup> round of the 2018 First-Year Player Draft

Signed by William Avent.

| Year                | Club         | AVG. | G   | AB  | R  | H   | 2B | 3B | HR | RBI | SH | SF | HP | BB | SO  | SB | CS | SLG  | OBP  | E  |
|---------------------|--------------|------|-----|-----|----|-----|----|----|----|-----|----|----|----|----|-----|----|----|------|------|----|
| 2018                | AZL A's (R)  | .000 | 2   | 5   | 0  | 0   | 0  | 0  | 0  | 0   | 0  | 0  | 0  | 0  | 1   | 0  | 0  | .000 | .000 | 0  |
|                     | Vermont (A)  | .287 | 54  | 195 | 29 | 56  | 17 | 0  | 3  | 34  | 0  | 4  | 6  | 24 | 35  | 3  | 2  | .421 | .376 | 13 |
| 2019                | Stockton (A) | .279 | 115 | 402 | 54 | 112 | 18 | 4  | 10 | 58  | 0  | 3  | 17 | 44 | 97  | 2  | 0  | .414 | .368 | 8  |
|                     | Midland (AA) | .222 | 2   | 9   | 2  | 2   | 0  | 0  | 0  | 0   | 0  | 0  | 0  | 0  | 1   | 0  | 0  | .222 | .222 | 0  |
| Minor League Totals |              | .278 | 173 | 611 | 85 | 170 | 35 | 4  | 13 | 92  | 0  | 7  | 23 | 68 | 134 | 5  | 2  | .412 | .368 | 21 |

**AUSTIN AUGUSTUS BRIGGS** LHP

**Born:** Lexington, North Carolina, October 11, 1995; **Home:** Willis, Texas  
**Bats:** Right; **Throws:** Left; **Height:** 6-3; **Weight:** 210  
**Obtained:** Selected in the 29<sup>th</sup> round of the 2018 First-Year Player Draft

Signed by Kelcey Mucker.

| Year                | Club        | W | L | ERA  | G  | GS | CG | SHO | SV | IP   | H  | R  | ER | HR | HB | BB | IBB | SO | WP | BK |
|---------------------|-------------|---|---|------|----|----|----|-----|----|------|----|----|----|----|----|----|-----|----|----|----|
| 2018                | AZL A's (R) | 0 | 1 | 3.12 | 16 | 1  | 0  | 0   | 3  | 26.0 | 24 | 15 | 9  | 0  | 3  | 14 | 0   | 28 | 4  | 0  |
| 2019                | Vermont (A) | 1 | 1 | 4.71 | 19 | 0  | 0  | 0   | 0  | 28.2 | 32 | 24 | 15 | 2  | 3  | 22 | 1   | 22 | 7  | 0  |
| Minor League Totals |             | 1 | 2 | 3.95 | 35 | 1  | 0  | 0   | 3  | 54.2 | 56 | 39 | 24 | 2  | 6  | 36 | 1   | 50 | 11 | 0  |

**MARCOS EMILIO BRITO (RAMIREZ)** IF

**Born:** San Pedro De Macoris, Dominican Republic; **Home:** San Pedro De Macoris, Dominican Republic  
**Bats:** Switch; **Throws:** Right; **Height:** 5-11; **Weight:** 164  
**Obtained:** Signed as a free agent to a minor league contract on July 2, 2016

Signed by Diego Bordas.

| Year                | Club        | AVG. | G   | AB  | R  | H   | 2B | 3B | HR | RBI | SH | SF | HP | BB | SO  | SB | CS | SLG  | OBP  | E  |
|---------------------|-------------|------|-----|-----|----|-----|----|----|----|-----|----|----|----|----|-----|----|----|------|------|----|
| 2017                | DSL A's (R) | .178 | 14  | 45  | 3  | 8   | 1  | 0  | 0  | 8   | 0  | 4  | 0  | 13 | 8   | 5  | 0  | .200 | .339 | 5  |
|                     | AZL A's (R) | .234 | 44  | 171 | 30 | 40  | 4  | 2  | 1  | 17  | 0  | 1  | 1  | 21 | 42  | 4  | 1  | .298 | .320 | 13 |
| 2018                | Vermont (A) | .241 | 54  | 212 | 29 | 51  | 5  | 1  | 1  | 20  | 1  | 1  | 0  | 27 | 50  | 7  | 6  | .288 | .325 | 16 |
| 2019                | Beloit (A)  | .181 | 62  | 204 | 21 | 37  | 8  | 0  | 2  | 13  | 1  | 1  | 0  | 22 | 67  | 3  | 4  | .250 | .260 | 12 |
| Minor League Totals |             | .215 | 174 | 632 | 83 | 136 | 18 | 3  | 4  | 58  | 2  | 7  | 1  | 83 | 167 | 19 | 11 | .272 | .304 | 46 |

**BRAYAN DAVID BUELVAS (DURANGO)** OF

**Born:** Montería, Colombia, June 8, 2002; **Home:** Montería, Colombia  
**Bats:** Right; **Throws:** Right; **Height:** 5-11; **Weight:** 155  
**Obtained:** Signed as a free agent to a minor league contract on July 3, 2018

Signed by Jose Quintero.

| Year                | Club        | AVG. | G  | AB  | R  | H  | 2B | 3B | HR | RBI | SH | SF | HP | BB | SO | SB | CS | SLG  | OBP  | E |
|---------------------|-------------|------|----|-----|----|----|----|----|----|-----|----|----|----|----|----|----|----|------|------|---|
| 2019                | DSL A's (R) | .300 | 44 | 160 | 26 | 48 | 10 | 7  | 3  | 27  | 0  | 1  | 3  | 22 | 46 | 12 | 5  | .506 | .392 | 1 |
|                     | AZL A's (R) | .282 | 23 | 78  | 4  | 19 | 5  | 1  | 0  | 14  | 0  | 0  | 2  | 8  | 14 | 4  | 4  | .333 | .330 | 4 |
| Minor League Totals |             | .282 | 67 | 238 | 30 | 67 | 15 | 8  | 3  | 41  | 0  | 1  | 5  | 30 | 60 | 16 | 9  | .450 | .372 | 5 |

**LAWRENCE EVAN BUTLER** OF

**Born:** Burlington, New Jersey, July 10, 2000; **Home:** Atlanta, Georgia  
**Bats:** Left; **Throws:** Right; **Height:** 6-2; **Weight:** 215  
**Obtained:** Selected in the sixth round of the 2018 First-Year Player Draft

Signed by Jemel Spearman...drafted out of Westlake High School in Atlanta, Georgia.

PLAYER DEVELOPMENT

## Organizational Players, continued

| Year                | Club        | AVG. | G   | AB  | R  | H  | 2B | 3B | HR | RBI | SH | SF | HP | BB | SO  | SB | CS | SLG  | OBP  | E |
|---------------------|-------------|------|-----|-----|----|----|----|----|----|-----|----|----|----|----|-----|----|----|------|------|---|
| 2018                | AZL A's (R) | .226 | 46  | 106 | 20 | 24 | 4  | 2  | 1  | 15  | 0  | 0  | 0  | 18 | 43  | 3  | 1  | .330 | .339 | 0 |
| 2019                | Vermont (A) | .177 | 55  | 192 | 20 | 34 | 5  | 2  | 4  | 22  | 0  | 2  | 1  | 26 | 90  | 1  | 0  | .286 | .276 | 3 |
| Minor League Totals |             | .195 | 101 | 298 | 40 | 58 | 9  | 4  | 5  | 37  | 0  | 2  | 1  | 44 | 133 | 4  | 1  | .302 | .299 | 3 |

### CHASE MATTHEW CALABUIG

OF

**Born:** Mission Viejo, California, December 10, 1995; **Home:** Mission Viejo, California

**Bats:** Left; **Throws:** Left; **Height:** 5-10; **Weight:** 185

**Obtained:** Selected in the 27<sup>th</sup> round of the 2018 First-Year Player Draft

Signed by Anthony Aliotti...named All-Mountain West First Team in 2018 for San Diego State University... finished his career with the Aztecs with a school-record 238 games played...was named Texas League Player of the Week for the week of Aug. 19-25, 2019.

| Year                | Club         | AVG. | G   | AB  | R   | H   | 2B | 3B | HR | RBI | SH | SF | HP | BB  | SO  | SB | CS | SLG  | OBP  | E |
|---------------------|--------------|------|-----|-----|-----|-----|----|----|----|-----|----|----|----|-----|-----|----|----|------|------|---|
| 2018                | AZL A's (R)  | .406 | 16  | 32  | 7   | 13  | 3  | 1  | 0  | 5   | 0  | 1  | 1  | 5   | 5   | 0  | 0  | .563 | .487 | 0 |
|                     | Stockton (A) | .239 | 51  | 201 | 32  | 48  | 12 | 0  | 0  | 16  | 2  | 0  | 3  | 21  | 40  | 3  | 1  | .299 | .320 | 0 |
| 2019                | Beloit (A)   | .304 | 13  | 46  | 4   | 14  | 2  | 0  | 1  | 5   | 0  | 0  | 0  | 12  | 10  | 1  | 2  | .413 | .448 | 2 |
|                     | Midland (AA) | .280 | 109 | 403 | 57  | 113 | 14 | 3  | 4  | 50  | 0  | 5  | 5  | 63  | 101 | 7  | 4  | .360 | .380 | 3 |
| Minor League Totals |              | .276 | 189 | 682 | 100 | 188 | 31 | 4  | 5  | 76  | 2  | 6  | 9  | 101 | 156 | 11 | 7  | .355 | .373 | 5 |

### ALEXANDER JOSE CAMPOS

IF

**Born:** Cumana, Venezuela, February 20, 2000; **Home:** Cumana, Venezuela

**Bats:** Right; **Throws:** Right; **Height:** 5-10; **Weight:** 195

**Obtained:** Acquired from Seattle with Emilio Pagán for Ryon Healy on Nov. 11, 2017.

| Year                | Club                   | AVG. | G  | AB  | R  | H  | 2B | 3B | HR | RBI | SH | SF | HP | BB | SO | SB | CS | SLG  | OBP  | E  |
|---------------------|------------------------|------|----|-----|----|----|----|----|----|-----|----|----|----|----|----|----|----|------|------|----|
| 2017                | DSL Mariners (R)       | .290 | 59 | 207 | 37 | 60 | 10 | 0  | 2  | 26  | 2  | 1  | 3  | 41 | 39 | 7  | 10 | .367 | .413 | 15 |
| 2018                | AZL A's (R)            | .127 | 28 | 71  | 11 | 9  | 2  | 1  | 0  | 4   | 0  | 1  | 1  | 11 | 28 | 4  | 1  | .183 | .250 | 10 |
| 2019                | Injured (Did Not Play) |      |    |     |    |    |    |    |    |     |    |    |    |    |    |    |    |      |      |    |
| Minor League Totals |                        | .248 | 87 | 278 | 48 | 69 | 12 | 1  | 2  | 30  | 2  | 2  | 4  | 52 | 67 | 11 | 11 | .320 | .372 | 25 |

### LUIS ANGEL CARRASCO (ALVAREZ)

RHP

**Born:** Barquisimeto, Venezuela, December 19, 2001; **Home:** San Vicente, Venezuela

**Bats:** Right; **Throws:** Right; **Height:** 6-1; **Weight:** 180

**Obtained:** Signed as a free agent to a minor league contract on July 13, 2018

Signed by Ruben Barradas.

| Year                | Club        | W | L | ERA  | G | GS | CG | SHO | SV | IP   | H  | R  | ER | HR | HB | BB | IBB | SO | WP | BK |
|---------------------|-------------|---|---|------|---|----|----|-----|----|------|----|----|----|----|----|----|-----|----|----|----|
| 2019                | AZL A's (R) | 0 | 0 | 6.91 | 6 | 4  | 0  | 0   | 0  | 14.1 | 19 | 11 | 11 | 0  | 1  | 4  | 0   | 12 | 3  | 2  |
| Minor League Totals |             | 0 | 0 | 6.91 | 6 | 4  | 0  | 0   | 0  | 14.1 | 19 | 11 | 11 | 0  | 1  | 4  | 0   | 12 | 3  | 2  |

### CHARLES ALAN CERNY

RHP

Goes by "Charlie"

**Born:** Bloomington, Illinois, September 23, 1996; **Home:** Bloomington, Illinois

**Bats:** Left; **Throws:** Right; **Height:** 6-4; **Weight:** 235

**Obtained:** Selected in the seventh round of the 2018 First-Year Player Draft

Attended the University of Illinois, Chicago...made the 2017 Horizon League All-Academic Team...signed by Derek Lee...made his full-season debut in 2019, setting career highs in every major statistic.

| Year                | Club        | W | L | ERA  | G  | GS | CG | SHO | SV | IP   | H  | R  | ER | HR | HB | BB | IBB | SO | WP | BK |
|---------------------|-------------|---|---|------|----|----|----|-----|----|------|----|----|----|----|----|----|-----|----|----|----|
| 2018                | Vermont (A) | 1 | 1 | 4.32 | 16 | 1  | 0  | 0   | 3  | 25.0 | 26 | 17 | 12 | 0  | 2  | 12 | 1   | 15 | 4  | 0  |
| 2019                | Beloit (A)  | 2 | 5 | 3.57 | 38 | 0  | 0  | 0   | 8  | 53.0 | 45 | 29 | 21 | 1  | 5  | 37 | 2   | 42 | 11 | 2  |
| Minor League Totals |             | 3 | 6 | 3.81 | 54 | 1  | 0  | 0   | 11 | 78.0 | 71 | 46 | 33 | 1  | 7  | 49 | 3   | 57 | 15 | 2  |

### ANTHONY RICHARD CHURLIN

OF

**Born:** Seattle, Washington, May 27, 1997; **Home:** Cape Coral, Florida

**Bats:** Right; **Throws:** Right; **Height:** 6-1; **Weight:** 206

**Obtained:** Selected in the 16<sup>th</sup> round of the 2016 First-Year Player Draft

Signed out of Island Coast HS (FL) by Trevor Schaffer...was named Midwest League Player of the Week for the week of July 29-Aug. 4, 2019.

| Year                       | Club        | AVG.        | G          | AB         | R         | H          | 2B        | 3B       | HR        | RBI       | SH       | SF       | HP        | BB        | SO         | SB        | CS       | SLG         | OBP         | E         |
|----------------------------|-------------|-------------|------------|------------|-----------|------------|-----------|----------|-----------|-----------|----------|----------|-----------|-----------|------------|-----------|----------|-------------|-------------|-----------|
| 2016                       | AZL A's (R) | .236        | 27         | 89         | 7         | 21         | 2         | 1        | 0         | 4         | 1        | 0        | 1         | 9         | 28         | 2         | 2        | .281        | .313        | 3         |
| 2017                       | Vermont (A) | .265        | 49         | 166        | 26        | 44         | 11        | 3        | 3         | 19        | 2        | 1        | 3         | 11        | 53         | 3         | 0        | .422        | .320        | 4         |
| 2018                       | Vermont (A) | .202        | 37         | 129        | 20        | 26         | 8         | 0        | 4         | 13        | 0        | 2        | 3         | 11        | 41         | 1         | 0        | .357        | .276        | 3         |
|                            | Beloit (A)  | .186        | 19         | 59         | 5         | 11         | 2         | 2        | 0         | 6         | 0        | 1        | 2         | 7         | 18         | 0         | 1        | .288        | .290        | 2         |
| 2019                       | Beloit (A)  | .259        | 91         | 328        | 31        | 85         | 16        | 0        | 4         | 39        | 2        | 3        | 6         | 31        | 98         | 8         | 6        | .345        | .332        | 5         |
| <b>Minor League Totals</b> |             | <b>.243</b> | <b>223</b> | <b>771</b> | <b>89</b> | <b>187</b> | <b>39</b> | <b>6</b> | <b>11</b> | <b>81</b> | <b>5</b> | <b>7</b> | <b>15</b> | <b>69</b> | <b>238</b> | <b>14</b> | <b>9</b> | <b>.351</b> | <b>.314</b> | <b>17</b> |

**ERIC TREY COCHRAN-GILL**

**RHP**

Goes by "Trey"

**Born:** Montgomery, Alabama, December 10, 1992; **Home:** Tallassee, Alabama

**Bats:** Right; **Throws:** Right; **Height:** 5-9; **Weight:** 195

**Obtained:** Acquired from Seattle on December 8, 2015 for Evan Scribner

Originally drafted in the 17<sup>th</sup> round of the 2014 First Year Player Draft by the Seattle Mariners...missed most of the 2017 season due to injury.

| Year                       | Club            | W         | L         | ERA         | G          | GS       | CG       | SHO      | SV        | IP           | H          | R          | ER         | HR        | HB        | BB         | IBB       | SO         | WP        | BK       |
|----------------------------|-----------------|-----------|-----------|-------------|------------|----------|----------|----------|-----------|--------------|------------|------------|------------|-----------|-----------|------------|-----------|------------|-----------|----------|
| 2014                       | Pulaski (R)     | 3         | 0         | 0.35        | 18         | 0        | 0        | 0        | 8         | 25.2         | 14         | 2          | 1          | 0         | 1         | 3          | 0         | 33         | 1         | 0        |
|                            | Everett (A)     | 2         | 0         | 0.00        | 7          | 0        | 0        | 0        | 4         | 10.2         | 8          | 0          | 0          | 0         | 1         | 4          | 1         | 11         | 0         | 0        |
| 2015                       | Bakersfield (A) | 2         | 1         | 1.37        | 10         | 0        | 0        | 0        | 2         | 19.2         | 8          | 3          | 3          | 0         | 1         | 3          | 9         | 18         | 0         | 0        |
|                            | Tacoma (AAA)    | 0         | 1         | 0.00        | 1          | 1        | 0        | 0        | 0         | 2.2          | 3          | 3          | 0          | 0         | 0         | 2          | 0         | 3          | 0         | 0        |
| 2016                       | Midland (AA)    | 4         | 5         | 3.07        | 42         | 0        | 0        | 0        | 0         | 73.1         | 71         | 31         | 25         | 6         | 6         | 25         | 3         | 58         | 1         | 0        |
| 2017                       | Stockton (A)    | 0         | 0         | 16.20       | 1          | 0        | 0        | 0        | 0         | 1.2          | 4          | 3          | 3          | 0         | 0         | 1          | 0         | 1          | 0         | 0        |
| 2018                       | Stockton (A)    | 1         | 2         | 2.89        | 18         | 0        | 0        | 0        | 2         | 28.0         | 31         | 10         | 9          | 3         | 1         | 10         | 1         | 29         | 0         | 0        |
|                            | Midland (AA)    | 1         | 1         | 5.09        | 22         | 0        | 0        | 0        | 1         | 35.1         | 41         | 20         | 20         | 2         | 4         | 12         | 0         | 23         | 3         | 0        |
| 2019                       | Stockton (A)    | 0         | 2         | 5.06        | 9          | 0        | 0        | 0        | 2         | 10.2         | 12         | 6          | 6          | 3         | 1         | 8          | 1         | 7          | 1         | 0        |
|                            | Midland (AA)    | 3         | 4         | 5.36        | 35         | 2        | 0        | 0        | 2         | 48.2         | 49         | 31         | 29         | 6         | 4         | 28         | 4         | 38         | 6         | 1        |
| <b>Minor League Totals</b> |                 | <b>20</b> | <b>19</b> | <b>3.72</b> | <b>197</b> | <b>3</b> | <b>0</b> | <b>0</b> | <b>25</b> | <b>309.1</b> | <b>300</b> | <b>147</b> | <b>128</b> | <b>20</b> | <b>21</b> | <b>128</b> | <b>14</b> | <b>251</b> | <b>13</b> | <b>1</b> |

**CHASE JONATHAN COHEN**

**RHP**

**Born:** Alpharetta, Georgia, April 26, 1997; **Home:** Alpharetta, Georgia

**Bats:** Left; **Throws:** Right; **Height:** 6-1; **Weight:** 195

**Obtained:** Selected in the ninth round of the 2018 First-Year Player Draft

Signed out of Georgia Southern University by Jemel Spearman...was named Sun Belt Pitcher of the Week for the week of Feb. 22, 2016.

| Year                       | Club        | W        | L         | ERA         | G         | GS        | CG       | SHO      | SV       | IP           | H          | R         | ER        | HR        | HB       | BB        | IBB      | SO         | WP        | BK       |
|----------------------------|-------------|----------|-----------|-------------|-----------|-----------|----------|----------|----------|--------------|------------|-----------|-----------|-----------|----------|-----------|----------|------------|-----------|----------|
| 2018                       | AZL A's (R) | 0        | 0         | 0.00        | 1         | 0         | 0        | 0        | 0        | 1.0          | 0          | 0         | 0         | 0         | 0        | 0         | 0        | 0          | 0         | 0        |
|                            | Vermont (A) | 2        | 2         | 4.13        | 12        | 9         | 0        | 0        | 0        | 32.2         | 30         | 17        | 15        | 2         | 0        | 14        | 0        | 42         | 1         | 0        |
| 2019                       | Beloit (A)  | 5        | 10        | 4.64        | 27        | 18        | 0        | 0        | 2        | 114.1        | 113        | 68        | 59        | 9         | 4        | 56        | 1        | 106        | 15        | 1        |
| <b>Minor League Totals</b> |             | <b>7</b> | <b>12</b> | <b>4.50</b> | <b>40</b> | <b>27</b> | <b>0</b> | <b>0</b> | <b>2</b> | <b>148.0</b> | <b>143</b> | <b>85</b> | <b>74</b> | <b>11</b> | <b>4</b> | <b>70</b> | <b>1</b> | <b>148</b> | <b>16</b> | <b>1</b> |

**CALVIN JOSEPH COKER**

**RHP**

**Born:** Redwood City, California, March 6, 1996; **Home:** Kyle, Texas

**Bats:** Right; **Throws:** Right; **Height:** 6-2; **Weight:** 165

**Obtained:** Selected in the 15<sup>th</sup> round of the 2018 First-Year Player Draft

Signed out of Auburn University by Anthony Aloisi.

| Year                       | Club            | W        | L        | ERA         | G         | GS       | CG       | SHO      | SV       | IP          | H         | R         | ER        | HR       | HB       | BB        | IBB      | SO        | WP       | BK       |
|----------------------------|-----------------|----------|----------|-------------|-----------|----------|----------|----------|----------|-------------|-----------|-----------|-----------|----------|----------|-----------|----------|-----------|----------|----------|
| 2018                       | AZL A's (R)     | 0        | 0        | 4.00        | 13        | 1        | 0        | 0        | 2        | 18.0        | 20        | 11        | 8         | 1        | 0        | 9         | 0        | 23        | 2        | 0        |
|                            | Vermont (A)     | 0        | 0        | 0.00        | 1         | 0        | 0        | 0        | 0        | 2.1         | 1         | 0         | 0         | 0        | 1        | 0         | 0        | 4         | 0        | 0        |
|                            | Nashville (AAA) | 0        | 0        | 7.71        | 2         | 0        | 0        | 0        | 1        | 2.1         | 2         | 2         | 2         | 0        | 1        | 1         | 0        | 0         | 0        | 0        |
| 2019                       | Vermont (A)     | 0        | 0        | 4.91        | 6         | 0        | 0        | 0        | 1        | 3.2         | 4         | 3         | 2         | 0        | 0        | 4         | 1        | 2         | 1        | 0        |
|                            | Beloit (A)      | 1        | 3        | 4.82        | 24        | 0        | 0        | 0        | 3        | 37.1        | 33        | 21        | 20        | 4        | 3        | 7         | 0        | 33        | 5        | 0        |
| <b>Minor League Totals</b> |                 | <b>1</b> | <b>3</b> | <b>4.53</b> | <b>46</b> | <b>1</b> | <b>0</b> | <b>0</b> | <b>7</b> | <b>63.2</b> | <b>60</b> | <b>37</b> | <b>32</b> | <b>5</b> | <b>5</b> | <b>21</b> | <b>1</b> | <b>62</b> | <b>8</b> | <b>0</b> |

PLAYER DEVELOPMENT

## Organizational Players, continued

### VINCENT JAMES COLETTI

RHP

Goes by "Vince"

**Born:** Hollywood, Florida, November 3, 1996; **Home:** Hollywood, Florida

**Bats:** Right; **Throws:** Right; **Height:** 6-2; **Weight:** 205

**Obtained:** Selected in the 17<sup>th</sup> round of the 2019 First-Year Player Draft

Signed out of Florida Atlantic University by Julio Franco...led all Conference USA pitchers with 35 appearances in 2019.

| Year                       | Club        | W        | L        | ERA         | G         | GS       | CG       | SHO      | SV       | IP          | H         | R         | ER        | HR       | HB       | BB       | IBB      | SO        | WP       | BK       |
|----------------------------|-------------|----------|----------|-------------|-----------|----------|----------|----------|----------|-------------|-----------|-----------|-----------|----------|----------|----------|----------|-----------|----------|----------|
| 2019                       | AZL A's (R) | 0        | 0        | 2.25        | 2         | 0        | 0        | 0        | 0        | 4.0         | 2         | 1         | 1         | 1        | 0        | 0        | 0        | 2         | 0        | 0        |
|                            | Vermont (A) | 1        | 1        | 5.40        | 14        | 0        | 0        | 0        | 0        | 23.1        | 31        | 16        | 14        | 0        | 0        | 8        | 2        | 20        | 4        | 0        |
| <b>Minor League Totals</b> |             | <b>1</b> | <b>1</b> | <b>4.94</b> | <b>16</b> | <b>0</b> | <b>0</b> | <b>0</b> | <b>0</b> | <b>27.1</b> | <b>33</b> | <b>17</b> | <b>15</b> | <b>1</b> | <b>0</b> | <b>8</b> | <b>2</b> | <b>22</b> | <b>4</b> | <b>0</b> |

### JOSE ALBERTO COLINA (MARQUEZ)

C

**Born:** Valencia, Venezuela, March 26, 1998; **Home:** Valencia, Venezuela

**Bats:** Both; **Throws:** Right; **Height:** 6-2; **Weight:** 180

**Obtained:** Selected from the Cleveland Indians in the Triple-A phase of the 2019 Rule 5 Draft

Originally signed as a free agent to a minor league deal with the Chicago White Sox on August 8, 2014...was released by Chicago on June 4, 2019 and signed by Cleveland on June 10, 2019.

| Year                       | Club        | AVG.        | G          | AB         | R         | H         | 2B        | 3B       | HR        | RBI       | SH       | SF       | HP       | BB        | SO         | SB       | CS       | SLG         | OBP         | E         |
|----------------------------|-------------|-------------|------------|------------|-----------|-----------|-----------|----------|-----------|-----------|----------|----------|----------|-----------|------------|----------|----------|-------------|-------------|-----------|
| 2015                       | DSL CWS (R) | .187        | 29         | 91         | 6         | 17        | 2         | 0        | 1         | 10        | 1        | 2        | 1        | 14        | 24         | 0        | 0        | .242        | .296        | 4         |
| 2016                       | DSL CWS (R) | .188        | 34         | 117        | 11        | 22        | 2         | 0        | 1         | 5         | 3        | 1        | 0        | 6         | 36         | 0        | 1        | .231        | .226        | 4         |
| 2017                       | AZL CWS (R) | .327        | 16         | 55         | 6         | 18        | 3         | 0        | 1         | 13        | 2        | 1        | 0        | 4         | 15         | 0        | 0        | .436        | .367        | 2         |
| 2018                       | AZL CWS (R) | .169        | 21         | 59         | 5         | 10        | 2         | 0        | 0         | 8         | 0        | 2        | 1        | 8         | 15         | 0        | 0        | .203        | .271        | 3         |
| 2019                       | AZL CLE (R) | .372        | 29         | 86         | 19        | 32        | 6         | 1        | 8         | 20        | 0        | 0        | 2        | 9         | 17         | 0        | 0        | .744        | .443        | 4         |
| <b>Minor League Totals</b> |             | <b>.243</b> | <b>129</b> | <b>408</b> | <b>47</b> | <b>99</b> | <b>15</b> | <b>1</b> | <b>11</b> | <b>56</b> | <b>6</b> | <b>6</b> | <b>4</b> | <b>41</b> | <b>107</b> | <b>0</b> | <b>1</b> | <b>.365</b> | <b>.314</b> | <b>17</b> |

### BRYCE BLACKWELL CONLEY

RHP

**Born:** Raleigh, North Carolina, August 22, 1994; **Home:** Alpharetta, Georgia

**Bats:** Right; **Throws:** Right; **Height:** 6-3; **Weight:** 206

**Obtained:** Selected in the 22<sup>nd</sup> round of the 2017 First-Year Player Draft

Graduated from Alpharetta HS (GA)...played collegiately at Georgia State University...transferred to Georgia State from Chattahoochee Valley Community College...signed by Jemel Spearman...was named the California League Pitcher of the Week for the week of July 29-Aug. 4, 2019.

| Year                       | Club         | W        | L         | ERA         | G         | GS        | CG       | SHO      | SV           | IP         | H          | R         | ER        | HR        | HB         | BB       | IBB        | SO        | WP       | BK |
|----------------------------|--------------|----------|-----------|-------------|-----------|-----------|----------|----------|--------------|------------|------------|-----------|-----------|-----------|------------|----------|------------|-----------|----------|----|
| 2017                       | Vermont (A)  | 0        | 3         | 6.12        | 15        | 4         | 0        | 0        | 0            | 25.0       | 21         | 18        | 17        | 2         | 4          | 23       | 0          | 28        | 3        | 0  |
| 2018                       | Beloit (A)   | 3        | 7         | 4.46        | 20        | 16        | 0        | 0        | 1            | 84.2       | 66         | 44        | 42        | 8         | 11         | 37       | 0          | 98        | 11       | 0  |
| 2019                       | Beloit (A)   | 3        | 4         | 3.73        | 16        | 12        | 0        | 0        | 1            | 70.0       | 51         | 31        | 29        | 11        | 8          | 59       | 0          | 98        | 5        | 0  |
|                            | Stockton (A) | 3        | 1         | 2.78        | 9         | 7         | 0        | 0        | 0            | 32.1       | 20         | 11        | 10        | 4         | 2          | 21       | 0          | 29        | 1        | 0  |
| <b>Minor League Totals</b> |              | <b>9</b> | <b>15</b> | <b>4.16</b> | <b>60</b> | <b>39</b> | <b>0</b> | <b>2</b> | <b>212.0</b> | <b>158</b> | <b>104</b> | <b>98</b> | <b>21</b> | <b>23</b> | <b>119</b> | <b>0</b> | <b>224</b> | <b>19</b> | <b>0</b> |    |

### CLARK ANTHONY COTA

RHP

**Born:** Fresno, California, October 6, 1996; **Home:** Hampstead, North Carolina

**Bats:** Right; **Throws:** Right; **Height:** 6-0; **Weight:** 230

**Obtained:** Selected in the 10<sup>th</sup> round of the 2018 First-Year Player Draft

Signed out of Topsail High School by William Avent.

| Year                       | Club        | W        | L        | ERA         | G         | GS       | CG       | SHO      | SV       | IP          | H         | R         | ER        | HR       | HB       | BB        | IBB      | SO        | WP       | BK       |
|----------------------------|-------------|----------|----------|-------------|-----------|----------|----------|----------|----------|-------------|-----------|-----------|-----------|----------|----------|-----------|----------|-----------|----------|----------|
| 2018                       | AZL A's (R) | 0        | 0        | 0.00        | 2         | 0        | 0        | 0        | 0        | 2.0         | 0         | 0         | 0         | 0        | 0        | 2         | 0        | 5         | 1        | 0        |
|                            | Vermont (A) | 3        | 1        | 6.11        | 14        | 0        | 0        | 0        | 1        | 17.2        | 18        | 16        | 12        | 1        | 4        | 17        | 2        | 14        | 3        | 0        |
| 2019                       | Vermont (A) | 2        | 3        | 5.06        | 19        | 0        | 0        | 0        | 0        | 32.0        | 26        | 22        | 18        | 1        | 3        | 24        | 0        | 37        | 5        | 0        |
| <b>Minor League Totals</b> |             | <b>5</b> | <b>4</b> | <b>5.23</b> | <b>35</b> | <b>0</b> | <b>0</b> | <b>0</b> | <b>1</b> | <b>51.2</b> | <b>44</b> | <b>38</b> | <b>30</b> | <b>2</b> | <b>7</b> | <b>43</b> | <b>2</b> | <b>56</b> | <b>9</b> | <b>0</b> |



**Born:** Elgin, Illinois, May 28, 1988; **Home:** Sleepy Hollow, Illinois  
**Bats:** Right; **Throws:** Right; **Height:** 6-2; **Weight:** 215  
**Obtained:** Signed to a minor league contract, January 22, 2020

Originally selected by Arizona in the 23rd round of the 2011 draft...signed by Diamondbacks scout Rick Short...graduated from Dundee-Crown (Ill.) High School...attended Illinois State where he was named to the All-Missouri Valley Conference First Team in 2011...pitched in independent ball in 2015...signed minor league deals with Boston in 2016 and the Cubs in 2018

| Year                       | Club              | AVG.        | G          | AB          | R          | H          | 2B         | 3B        | HR        | RBI        | SH       | SF        | HP        | BB         | SO         | SB        | CS        | SLG         | OBP         | E          |
|----------------------------|-------------------|-------------|------------|-------------|------------|------------|------------|-----------|-----------|------------|----------|-----------|-----------|------------|------------|-----------|-----------|-------------|-------------|------------|
| 2011                       | Missoula (R)      | .271        | 70         | 273         | 47         | 74         | 14         | 3         | 7         | 33         | 1        | 1         | 5         | 35         | 85         | 5         | 3         | .421        | .363        | 11         |
| 2012                       | South Bend (A)    | .264        | 102        | 383         | 64         | 101        | 24         | 2         | 8         | 53         | 3        | 4         | 9         | 38         | 111        | 6         | 1         | .399        | .341        | 19         |
| 2013                       | South Bend (A)    | .396        | 29         | 106         | 22         | 42         | 14         | 0         | 2         | 19         | 0        | 2         | 2         | 16         | 26         | 2         | 2         | .585        | .476        | 6          |
|                            | Visalia (A)       | .326        | 39         | 141         | 28         | 46         | 10         | 3         | 8         | 29         | 0        | 2         | 4         | 24         | 37         | 2         | 0         | .610        | .433        | 4          |
| 2014                       | Mobile (AA)       | .258        | 59         | 178         | 19         | 46         | 14         | 0         | 1         | 19         | 0        | 2         | 4         | 32         | 56         | 2         | 2         | .354        | .380        | 7          |
|                            | Visalia (A)       | .272        | 46         | 173         | 23         | 47         | 13         | 2         | 4         | 21         | 0        | 1         | 1         | 20         | 58         | 4         | 3         | .439        | .349        | 6          |
|                            | Mobile (AA)       | .243        | 61         | 136         | 18         | 33         | 12         | 1         | 2         | 16         | 1        | 2         | 3         | 18         | 40         | 4         | 1         | .390        | .340        | 4          |
| 2015                       | Sioux City (Ind.) | .331        | 99         | 369         | 65         | 122        | 22         | 2         | 9         | 52         | 2        | 4         | 4         | 41         | 56         | 15        | 2         | .474        | .400        | 17         |
| 2016                       | Portland (AA)     | .277        | 85         | 303         | 44         | 84         | 16         | 3         | 4         | 39         | 2        | 1         | 2         | 39         | 76         | 3         | 2         | .389        | .362        | 7          |
|                            | Pawtucket (AAA)   | .279        | 18         | 61          | 8          | 17         | 3          | 1         | 0         | 7          | 0        | 1         | 0         | 5          | 8          | 1         | 1         | .361        | .328        | 3          |
| 2017                       | Pawtucket (AAA)   | .263        | 106        | 388         | 49         | 102        | 21         | 3         | 10        | 44         | 1        | 2         | 5         | 46         | 125        | 5         | 2         | .410        | .347        | 4          |
| 2018                       | Iowa (AAA)        | .262        | 114        | 386         | 50         | 101        | 21         | 1         | 11        | 62         | 0        | 2         | 6         | 56         | 149        | 5         | 2         | .407        | .362        | 14         |
| 2019                       | Tacoma (AAA)      | .258        | 54         | 190         | 40         | 49         | 10         | 2         | 11        | 48         | 0        | 2         | 4         | 32         | 63         | 2         | 0         | .364        | .505        | 1          |
|                            | Everett (A)       | .400        | 4          | 10          | 5          | 4          | 0          | 0         | 1         | 3          | 0        | 0         | 1         | 4          | 4          | 0         | 0         | .600        | .700        | 0          |
|                            | SEATTLE           | .208        | 12         | 24          | 1          | 5          | 1          | 0         | 1         | 5          | 0        | 0         | 0         | 1          | 11         | 0         | 0         | .240        | .375        | 1          |
| <b>Major League Totals</b> |                   | <b>.208</b> | <b>12</b>  | <b>24</b>   | <b>1</b>   | <b>5</b>   | <b>1</b>   | <b>0</b>  | <b>1</b>  | <b>5</b>   | <b>0</b> | <b>0</b>  | <b>0</b>  | <b>1</b>   | <b>11</b>  | <b>0</b>  | <b>0</b>  | <b>.240</b> | <b>.375</b> | <b>1</b>   |
| <b>Minor League Totals</b> |                   | <b>.273</b> | <b>787</b> | <b>2728</b> | <b>417</b> | <b>746</b> | <b>172</b> | <b>21</b> | <b>69</b> | <b>393</b> | <b>8</b> | <b>24</b> | <b>44</b> | <b>365</b> | <b>838</b> | <b>41</b> | <b>19</b> | <b>.365</b> | <b>.428</b> | <b>103</b> |

MATTHEW NICHOLAS CROSS

Goes by "Matt"  
**Born:** Buffalo, New York, July 28, 1998; **Home:** Tonawanda, New York  
**Bats:** Right; **Throws:** Right; **Height:** 6-0; **Weight:** 215  
**Obtained:** Selected in the 19<sup>th</sup> round of the 2018 First-Year Player Draft

Signed out of Niagara County Community College by Matthew Higginson.

| Year                       | Club         | AVG.        | G         | AB         | R         | H         | 2B       | 3B       | HR       | RBI       | SH       | SF       | HP       | BB        | SO        | SB       | CS       | SLG         | OBP         | E        |
|----------------------------|--------------|-------------|-----------|------------|-----------|-----------|----------|----------|----------|-----------|----------|----------|----------|-----------|-----------|----------|----------|-------------|-------------|----------|
| 2018                       | AZL A's (R)  | .217        | 13        | 23         | 2         | 5         | 0        | 0        | 0        | 3         | 0        | 1        | 0        | 3         | 5         | 0        | 0        | .217        | .296        | 1        |
| 2019                       | AZL A's (R)  | .235        | 33        | 98         | 17        | 23        | 3        | 2        | 3        | 16        | 0        | 2        | 1        | 19        | 25        | 0        | 1        | .398        | .358        | 2        |
|                            | Vermont (A)  | .000        | 5         | 14         | 0         | 0         | 0        | 0        | 0        | 0         | 0        | 1        | 2        | 3         | 0         | 0        | 0        | .000        | .176        | 0        |
|                            | Stockton (A) | .091        | 3         | 11         | 1         | 1         | 0        | 0        | 1        | 1         | 0        | 0        | 1        | 1         | 6         | 0        | 0        | .364        | .231        | 1        |
| <b>Minor League Totals</b> |              | <b>.199</b> | <b>54</b> | <b>146</b> | <b>20</b> | <b>29</b> | <b>3</b> | <b>2</b> | <b>4</b> | <b>20</b> | <b>0</b> | <b>3</b> | <b>3</b> | <b>25</b> | <b>39</b> | <b>0</b> | <b>1</b> | <b>.329</b> | <b>.322</b> | <b>4</b> |

JOHN GOWEN CUSHING, JR.

Goes by "Jack"  
**Born:** Enid, Oklahoma, December, 3, 1996; **Home:** Flower Mound, Texas  
**Bats:** Right; **Throws:** Right; **Height:** 6-3; **Weight:** 205  
**Obtained:** Selected in the 22<sup>nd</sup> round of the 2019 First-Year Player Draft

Signed by Paul Faulk III out of Georgetown University...was named to the 2019 All-Big East Second Team...struck out 87 batters in 2019, good for third in the Big East and second in Georgetown history.

| Year                       | Club        | W        | L        | ERA         | G         | GS       | CG       | SHO      | SV       | IP          | H         | R         | ER        | HR       | HB       | BB        | IBB      | SO        | WP       | BK       |
|----------------------------|-------------|----------|----------|-------------|-----------|----------|----------|----------|----------|-------------|-----------|-----------|-----------|----------|----------|-----------|----------|-----------|----------|----------|
| 2019                       | AZL A's (R) | 1        | 0        | 9.00        | 2         | 1        | 0        | 0        | 0        | 5.0         | 11        | 5         | 5         | 1        | 0        | 2         | 0        | 4         | 1        | 0        |
|                            | Vermont (A) | 2        | 6        | 5.59        | 11        | 6        | 0        | 0        | 0        | 37.0        | 40        | 27        | 23        | 5        | 1        | 20        | 0        | 21        | 4        | 0        |
| <b>Minor League Totals</b> |             | <b>3</b> | <b>6</b> | <b>6.00</b> | <b>13</b> | <b>7</b> | <b>0</b> | <b>0</b> | <b>0</b> | <b>42.0</b> | <b>51</b> | <b>32</b> | <b>28</b> | <b>6</b> | <b>1</b> | <b>22</b> | <b>0</b> | <b>25</b> | <b>5</b> | <b>0</b> |

TY O'DANIEL DAMRON

**Born:** Denton, Texas, July 28, 1994; **Home:** Gainesville, Texas  
**Bats:** Left; **Throws:** Left; **Height:** 6-0; **Weight:** 202  
**Obtained:** Selected in the 15<sup>th</sup> round of the 2016 First-Year Player Draft

Graduated from Krum HS (TX)...originally drafted in the 13<sup>th</sup> round of the 2013 draft by the Dodgers but did not sign...played collegiately at Texas Tech...signed by Armann Brown.

## Organizational Players, continued

| Year                       | Club         | W         | L         | ERA         | G         | GS       | CG       | SHO      | SV       | IP           | H          | R         | ER        | HR       | HB        | BB        | IBB      | SO         | WP        | BK       |
|----------------------------|--------------|-----------|-----------|-------------|-----------|----------|----------|----------|----------|--------------|------------|-----------|-----------|----------|-----------|-----------|----------|------------|-----------|----------|
| 2016                       | Vermont (A)  | 0         | 3         | 5.06        | 10        | 0        | 0        | 0        | 1        | 16.0         | 15         | 13        | 9         | 1        | 1         | 9         | 0        | 15         | 1         | 0        |
| 2017                       | AZL A's (R)  | 0         | 2         | 9.00        | 3         | 0        | 0        | 0        | 0        | 4.0          | 9          | 4         | 4         | 0        | 0         | 1         | 0        | 6          | 1         | 0        |
|                            | Vermont (A)  | 5         | 5         | 4.53        | 18        | 5        | 0        | 0        | 2        | 45.2         | 58         | 27        | 23        | 1        | 4         | 22        | 1        | 47         | 6         | 0        |
| 2018                       | Beloit (A)   | 4         | 2         | 2.97        | 24        | 0        | 0        | 0        | 0        | 33.1         | 33         | 16        | 11        | 2        | 1         | 17        | 0        | 49         | 3         | 0        |
|                            | Stockton (A) | 1         | 0         | 3.24        | 13        | 0        | 0        | 0        | 0        | 16.2         | 15         | 6         | 6         | 3        | 2         | 10        | 0        | 24         | 1         | 0        |
| 2019                       | Beloit (A)   | 0         | 0         | 1.50        | 9         | 0        | 0        | 0        | 1        | 18.0         | 6          | 3         | 3         | 0        | 2         | 9         | 0        | 25         | 1         | 0        |
|                            | Stockton (A) | 1         | 0         | 2.03        | 17        | 0        | 0        | 0        | 0        | 26.2         | 13         | 6         | 6         | 2        | 3         | 9         | 0        | 31         | 1         | 1        |
| <b>Minor League Totals</b> |              | <b>11</b> | <b>12</b> | <b>3.48</b> | <b>94</b> | <b>5</b> | <b>0</b> | <b>0</b> | <b>0</b> | <b>160.1</b> | <b>149</b> | <b>75</b> | <b>62</b> | <b>9</b> | <b>13</b> | <b>77</b> | <b>1</b> | <b>197</b> | <b>14</b> | <b>1</b> |

### MICHAEL WILLIAM DANIELAK

RHP

**Born:** Mount Prospect, Illinois, March 16, 1994; **Home:** Mount Prospect, Illinois

**Bats:** Right; **Throws:** Right; **Height:** 6-4; **Weight:** 210

**Obtained:** Selected in the 19<sup>th</sup> round of the 2017 First Year Player Draft

Graduated from John Hersey HS (IL)...signed by Ron Vaughn...was named Mid-Suburban League Player of the Year during his senior year of high school...made All-Ivy League Second Team during his senior year at Dartmouth.

| Year                       | Club         | W        | L        | ERA         | G         | GS       | CG       | SHO      | SV       | IP          | H          | R         | ER        | HR        | HB       | BB        | IBB      | SO         | WP       | BK       |
|----------------------------|--------------|----------|----------|-------------|-----------|----------|----------|----------|----------|-------------|------------|-----------|-----------|-----------|----------|-----------|----------|------------|----------|----------|
| 2017                       | AZL A's (R)  | 0        | 0        | 13.50       | 1         | 1        | 0        | 0        | 0        | 0.2         | 4          | 3         | 1         | 0         | 0        | 0         | 0        | 1          | 0        | 0        |
|                            | Vermont (A)  | 3        | 0        | 1.20        | 17        | 0        | 0        | 0        | 4        | 30.0        | 23         | 4         | 4         | 2         | 1        | 9         | 0        | 35         | 3        | 0        |
| 2018                       | Beloit (A)   | 0        | 2        | 9.35        | 3         | 2        | 0        | 0        | 0        | 8.2         | 18         | 17        | 9         | 3         | 3        | 3         | 0        | 7          | 0        | 0        |
| 2019                       | Beloit (A)   | 3        | 1        | 2.05        | 19        | 0        | 0        | 0        | 1        | 30.2        | 28         | 8         | 7         | 3         | 0        | 6         | 2        | 38         | 3        | 0        |
|                            | Stockton (A) | 3        | 0        | 3.41        | 16        | 0        | 0        | 0        | 0        | 29.0        | 27         | 15        | 11        | 3         | 3        | 8         | 0        | 40         | 1        | 0        |
| <b>Minor League Totals</b> |              | <b>9</b> | <b>3</b> | <b>2.91</b> | <b>56</b> | <b>3</b> | <b>0</b> | <b>0</b> | <b>5</b> | <b>99.0</b> | <b>100</b> | <b>47</b> | <b>32</b> | <b>11</b> | <b>7</b> | <b>26</b> | <b>2</b> | <b>121</b> | <b>7</b> | <b>0</b> |

### GEYKLER ANDRES DAVILA (HERNANDEZ)

C

**Born:** Los Teques, Venezuela, October 19, 2000; **Home:** San Diego, Venezuela

**Bats:** Right; **Throws:** Right; **Height:** 5-11; **Weight:** 180

**Obtained:** Signed as a free agent to a minor league contract, July 3, 2017

Signed by Oswaldo Troconis.

| Year                       | Club              | AVG.        | G         | AB        | R         | H         | 2B       | 3B       | HR       | RBI       | SH       | SF       | HP       | BB        | SO        | SB       | CS       | SLG         | OBP         | E        |
|----------------------------|-------------------|-------------|-----------|-----------|-----------|-----------|----------|----------|----------|-----------|----------|----------|----------|-----------|-----------|----------|----------|-------------|-------------|----------|
| 2018                       | DSL A's (R)       | .188        | 28        | 69        | 5         | 13        | 2        | 0        | 0        | 12        | 1        | 1        | 0        | 6         | 10        | 1        | 2        | .217        | .250        | 2        |
| 2019                       | AZL A's Green (R) | .182        | 9         | 22        | 2         | 4         | 1        | 0        | 0        | 2         | 0        | 0        | 0        | 3         | 6         | 1        | 0        | .227        | .280        | 4        |
|                            | DSL A's (R)       | .143        | 5         | 7         | 3         | 1         | 1        | 0        | 0        | 0         | 0        | 0        | 1        | 4         | 4         | 0        | 0        | .286        | .500        | 1        |
| <b>Minor League Totals</b> |                   | <b>.184</b> | <b>42</b> | <b>98</b> | <b>10</b> | <b>18</b> | <b>4</b> | <b>0</b> | <b>0</b> | <b>14</b> | <b>1</b> | <b>1</b> | <b>1</b> | <b>13</b> | <b>20</b> | <b>2</b> | <b>2</b> | <b>.224</b> | <b>.283</b> | <b>7</b> |

### JOSEPH CHARLES DEMERS

RHP

Goes by "Joe"

**Born:** Walnut Creek, California, November 9, 1996; **Home:** Martinez, California

**Bats:** Right; **Throws:** Right; **Height:** 6-1; **Weight:** 240

**Obtained:** Selected in the 11<sup>th</sup> round of the 2018 First-Year Player Draft

Signed out of the University of Washington by James Coffman...was a 2018 All-Pac-12 selection, and was a 2018 ABCA Rawlings Gold Glove D1 winner...missed all of 2018 due to injury...made his professional debut in 2019, spending all season with Beloit.

| Year                       | Club       | W                         | L        | ERA         | G         | GS        | CG       | SHO      | SV       | IP          | H          | R         | ER        | HR        | HB       | BB        | IBB      | SO        | WP       | BK       |
|----------------------------|------------|---------------------------|----------|-------------|-----------|-----------|----------|----------|----------|-------------|------------|-----------|-----------|-----------|----------|-----------|----------|-----------|----------|----------|
| 2018                       |            | (Injured — Did not pitch) |          |             |           |           |          |          |          |             |            |           |           |           |          |           |          |           |          |          |
| 2019                       | Beloit (A) | 5                         | 4        | 5.49        | 23        | 13        | 0        | 0        | 2        | 95.0        | 111        | 59        | 58        | 11        | 9        | 17        | 0        | 75        | 5        | 0        |
| <b>Minor League Totals</b> |            | <b>5</b>                  | <b>4</b> | <b>5.49</b> | <b>23</b> | <b>13</b> | <b>0</b> | <b>0</b> | <b>2</b> | <b>95.0</b> | <b>111</b> | <b>59</b> | <b>58</b> | <b>11</b> | <b>9</b> | <b>17</b> | <b>0</b> | <b>75</b> | <b>5</b> | <b>0</b> |

### JORDAN DANIEL DEVENCENZI

C

**Born:** Hayward, California, June 26, 1993; **Home:** Tracy, California

**Bats:** Right; **Throws:** Right; **Height:** 5-11; **Weight:** 203

**Obtained:** Selected in the 26<sup>th</sup> round of the 2015 First-Year Player Draft

Graduated from West High School in Tracy, Calif...played collegiately at Delta College (2012-13) and the University of Nevada (2014-15)...signed by Jermaine Clark.

| Year                       | Club            | AVG.        | G          | AB         | R         | H          | 2B        | 3B       | HR       | RBI       | SH        | SF        | HP        | BB        | SO         | SB       | CS       | SLG         | OBP         | E         |
|----------------------------|-----------------|-------------|------------|------------|-----------|------------|-----------|----------|----------|-----------|-----------|-----------|-----------|-----------|------------|----------|----------|-------------|-------------|-----------|
| 2015                       | AZL A's (R)     | .600        | 2          | 5          | 1         | 3          | 0         | 0        | 0        | 1         | 0         | 0         | 2         | 0         | 0          | 0        | 0        | .600        | .714        | 0         |
|                            | Vermont (A)     | .243        | 11         | 37         | 4         | 9          | 1         | 0        | 0        | 1         | 0         | 0         | 1         | 3         | 2          | 0        | 0        | .270        | .317        | 3         |
| 2016                       | Beloit (A)      | .281        | 38         | 114        | 11        | 32         | 6         | 0        | 0        | 8         | 2         | 1         | 1         | 12        | 17         | 1        | 1        | .333        | .352        | 0         |
|                            | Nashville (AAA) | —           | 1          | 0          | 0         | 0          | 0         | 0        | 0        | 0         | 0         | 0         | 0         | 1         | 0          | 0        | 0        | —           | 1.000       | 0         |
| 2017                       | Vermont (A)     | .276        | 50         | 170        | 20        | 47         | 5         | 0        | 1        | 16        | 1         | 1         | 5         | 20        | 16         | 2        | 0        | .324        | .367        | 4         |
| 2018                       | Beloit (A)      | .266        | 81         | 282        | 32        | 75         | 13        | 1        | 1        | 25        | 4         | 5         | 6         | 21        | 40         | 0        | 2        | .330        | .325        | 7         |
| 2019                       | Stockton (A)    | .251        | 73         | 227        | 17        | 57         | 6         | 0        | 1        | 20        | 3         | 3         | 7         | 15        | 59         | 0        | 0        | .291        | .313        | 2         |
|                            | Las Vegas (AAA) | 1.000       | 1          | 1          | 0         | 1          | 0         | 0        | 0        | 0         | 0         | 0         | 0         | 0         | 0          | 0        | 0        | 1.000       | 1.000       | 0         |
| <b>Minor League Totals</b> |                 | <b>.268</b> | <b>257</b> | <b>836</b> | <b>85</b> | <b>224</b> | <b>31</b> | <b>1</b> | <b>3</b> | <b>71</b> | <b>10</b> | <b>10</b> | <b>22</b> | <b>72</b> | <b>134</b> | <b>3</b> | <b>3</b> | <b>.318</b> | <b>.338</b> | <b>16</b> |

### EDWIN DIAZ (PANTOJA)

IF

**Born:** Bayamon, Puerto Rico, August 25, 1995; **Home:** Vega Alta, Puerto Rico

**Bats:** Right; **Throws:** Right; **Height:** 6-1; **Weight:** 230

**Obtained:** Selected in the 15<sup>th</sup> round of the 2013 First-Year Player Draft

Graduated from Maestro Ladi HS (PR)...signed by Ruben Escalera...in 2019, ranked first in the organization in doubles (36) and tied for fifth in triples (5) and extra-base hits (57)...finished 2018 tied for fourth in the organization in home runs (15).

| Year                       | Club            | AVG.        | G          | AB          | R          | H          | 2B         | 3B        | HR        | RBI        | SH        | SF        | HP        | BB         | SO         | SB        | CS       | SLG         | OBP         | E         |
|----------------------------|-----------------|-------------|------------|-------------|------------|------------|------------|-----------|-----------|------------|-----------|-----------|-----------|------------|------------|-----------|----------|-------------|-------------|-----------|
| 2013                       | AZL A's (R)     | .239        | 27         | 92          | 7          | 22         | 6          | 1         | 1         | 6          | 0         | 1         | 0         | 5          | 25         | 1         | 1        | .359        | .276        | 5         |
| 2014                       | AZL A's (R)     | .241        | 44         | 145         | 21         | 35         | 12         | 1         | 1         | 7          | 1         | 1         | 6         | 17         | 39         | 2         | 0        | .359        | .343        | 11        |
| 2015                       | AZL A's (R)     | .171        | 24         | 76          | 10         | 13         | 2          | 0         | 2         | 6          | 0         | 0         | 1         | 8          | 22         | 0         | 0        | .276        | .259        | 5         |
|                            | Beloit (A)      | .100        | 45         | 140         | 9          | 14         | 8          | 0         | 0         | 13         | 2         | 2         | 2         | 8          | 49         | 0         | 0        | .157        | .158        | 8         |
| 2016                       | Beloit (A)      | .236        | 92         | 296         | 31         | 70         | 13         | 0         | 5         | 34         | 6         | 4         | 8         | 26         | 101        | 4         | 2        | .331        | .311        | 17        |
| 2017                       | Beloit (A)      | .255        | 89         | 302         | 49         | 77         | 12         | 3         | 10        | 45         | 2         | 2         | 2         | 43         | 91         | 0         | 0        | .414        | .350        | 13        |
|                            | Stockton (A)    | .089        | 13         | 45          | 2          | 4          | 0          | 1         | 0         | 3          | 1         | 1         | 0         | 4          | 15         | 0         | 0        | .133        | .160        | 3         |
| 2018                       | Stockton (A)    | .236        | 84         | 296         | 44         | 70         | 19         | 0         | 13        | 37         | 3         | 3         | 3         | 39         | 98         | 3         | 0        | .432        | .328        | 12        |
|                            | Midland (AA)    | .155        | 31         | 103         | 6          | 16         | 4          | 0         | 2         | 13         | 1         | 4         | 0         | 8          | 32         | 1         | 0        | .252        | .209        | 4         |
| 2019                       | Midland (AA)    | .238        | 127        | 458         | 63         | 109        | 36         | 7         | 14        | 72         | 2         | 3         | 9         | 48         | 153        | 3         | 1        | .439        | .320        | 13        |
|                            | Las Vegas (AAA) | .000        | 4          | 13          | 0          | 0          | 0          | 0         | 0         | 0          | 0         | 0         | 0         | 1          | 3          | 0         | 0        | .000        | .071        | 0         |
| <b>Minor League Totals</b> |                 | <b>.219</b> | <b>580</b> | <b>1966</b> | <b>242</b> | <b>430</b> | <b>112</b> | <b>13</b> | <b>48</b> | <b>236</b> | <b>18</b> | <b>21</b> | <b>31</b> | <b>207</b> | <b>628</b> | <b>14</b> | <b>4</b> | <b>.362</b> | <b>.300</b> | <b>91</b> |

### JORDAN DAVID DIAZ (SANDOVAL)

IF

**Born:** Montería, Colombia, August 13, 2000; **Home:** Montería, Colombia

**Bats:** Right; **Throws:** Right; **Height:** 5-9; **Weight:** 190

**Obtained:** Signed as a free agent to a minor league contract, August 13, 2016

Signed by Jose Quintero...was a 2019 New York-Penn League Midseason All-Star.

| Year                       | Club        | AVG.        | G          | AB         | R         | H          | 2B        | 3B       | HR        | RBI       | SH       | SF        | HP        | BB        | SO        | SB       | CS       | SLG         | OBP         | E         |
|----------------------------|-------------|-------------|------------|------------|-----------|------------|-----------|----------|-----------|-----------|----------|-----------|-----------|-----------|-----------|----------|----------|-------------|-------------|-----------|
| 2017                       | DSL A's (R) | .255        | 42         | 137        | 14        | 35         | 7         | 0        | 0         | 18        | 0        | 3         | 3         | 6         | 22        | 2        | 0        | .307        | .295        | 11        |
|                            | AZL A's (R) | .185        | 8          | 27         | 2         | 5          | 0         | 0        | 0         | 2         | 0        | 1         | 0         | 0         | 4         | 1        | 0        | .185        | .179        | 4         |
| 2018                       | AZL A's (R) | .277        | 48         | 159        | 23        | 44         | 11        | 2        | 1         | 25        | 0        | 2         | 6         | 19        | 22        | 0        | 2        | .390        | .371        | 10        |
| 2019                       | Vermont (A) | .264        | 70         | 277        | 31        | 73         | 17        | 1        | 9         | 47        | 0        | 4         | 1         | 18        | 46        | 2        | 2        | .430        | .307        | 15        |
| <b>Minor League Totals</b> |             | <b>.262</b> | <b>168</b> | <b>600</b> | <b>70</b> | <b>157</b> | <b>35</b> | <b>3</b> | <b>10</b> | <b>92</b> | <b>0</b> | <b>10</b> | <b>10</b> | <b>43</b> | <b>94</b> | <b>5</b> | <b>4</b> | <b>.380</b> | <b>.317</b> | <b>40</b> |

### JOSE MANUEL DICOHEA III

RHP

**Born:** Tucson, Arizona, March 21, 2001; **Home:** Sahuarita, Arizona

**Bats:** Right; **Throws:** Right; **Height:** 6-3; **Weight:** 180

**Obtained:** Selected in the eighth round of the 2019 First Year Player Draft

Signed out of Sahuarita High School by Scott Cousins...was ranked the No. 6 player and the highest-ranked high schooler in the state of Arizona by Baseball America prior to the 2019 draft...threw a no-hitter in the 2019 Arizona state championship semifinals.

| Year                       | Club        | W        | L        | ERA          | G         | GS       | CG       | SHO      | SV       | IP          | H         | R         | ER        | HR       | HB       | BB        | IBB      | SO        | WP       | BK       |
|----------------------------|-------------|----------|----------|--------------|-----------|----------|----------|----------|----------|-------------|-----------|-----------|-----------|----------|----------|-----------|----------|-----------|----------|----------|
| 2019                       | AZL A's (R) | 0        | 3        | 10.38        | 10        | 9        | 0        | 0        | 0        | 21.2        | 28        | 27        | 25        | 3        | 4        | 14        | 0        | 14        | 4        | 0        |
| <b>Minor League Totals</b> |             | <b>0</b> | <b>3</b> | <b>10.38</b> | <b>10</b> | <b>9</b> | <b>0</b> | <b>0</b> | <b>0</b> | <b>21.2</b> | <b>28</b> | <b>27</b> | <b>25</b> | <b>3</b> | <b>4</b> | <b>14</b> | <b>0</b> | <b>14</b> | <b>4</b> | <b>0</b> |

### GIOVANNI ANGELO DINGCONG

OF

**Born:** San Francisco, California, May, 23, 1995; **Home:** Brooklyn, New York

**Bats:** Right; **Throws:** Right; **Height:** 5-11; **Weight:** 250

**Obtained:** Selected in the 30<sup>th</sup> round of the 2018 First-Year Player Draft

**Organizational Players, continued**

Signed out of St. Thomas Aquinas College by Ronald Vaughn.

| Year                       | Club        | AVG.        | G         | AB         | R         | H         | 2B        | 3B       | HR       | RBI       | SH       | SF       | HP       | BB        | SO        | SB       | CS       | SLG         | OBP         | E         |
|----------------------------|-------------|-------------|-----------|------------|-----------|-----------|-----------|----------|----------|-----------|----------|----------|----------|-----------|-----------|----------|----------|-------------|-------------|-----------|
| 2018                       | AZL A's (R) | .216        | 38        | 116        | 17        | 25        | 8         | 1        | 5        | 18        | 0        | 0        | 5        | 11        | 42        | 4        | 0        | .431        | .311        | 9         |
| 2019                       | AZL A's (R) | .169        | 42        | 130        | 23        | 22        | 3         | 0        | 3        | 15        | 0        | 2        | 2        | 19        | 49        | 1        | 1        | .262        | .281        | 4         |
| <b>Minor League Totals</b> |             | <b>.191</b> | <b>80</b> | <b>246</b> | <b>40</b> | <b>47</b> | <b>11</b> | <b>1</b> | <b>8</b> | <b>33</b> | <b>0</b> | <b>2</b> | <b>7</b> | <b>30</b> | <b>91</b> | <b>5</b> | <b>1</b> | <b>.341</b> | <b>.295</b> | <b>13</b> |

**JEREMY AUSTIN EIEMAN** **IF**

**Born:** Sedalia, Missouri, September 10, 1996; **Home:** Warsaw, Missouri  
**Bats:** Right; **Throws:** Right; **Height:** 6-0; **Weight:** 205  
**Obtained:** Selected in the second round of the 2018 First-Year Player Draft

Signed out of Missouri State University by Albert Skorupa...was a 2018 Preseason All-American.

| Year                       | Club         | AVG.        | G          | AB         | R         | H          | 2B        | 3B       | HR        | RBI       | SH       | SF       | HP       | BB        | SO         | SB        | CS       | SLG         | OBP         | E         |
|----------------------------|--------------|-------------|------------|------------|-----------|------------|-----------|----------|-----------|-----------|----------|----------|----------|-----------|------------|-----------|----------|-------------|-------------|-----------|
| 2018                       | Vermont (A)  | .235        | 62         | 247        | 36        | 58         | 8         | 2        | 8         | 26        | 2        | 1        | 4        | 13        | 70         | 10        | 4        | .381        | .283        | 15        |
| 2019                       | Stockton (A) | .208        | 131        | 501        | 57        | 104        | 22        | 7        | 13        | 64        | 3        | 4        | 5        | 39        | 177        | 11        | 3        | .357        | .270        | 15        |
| <b>Minor League Totals</b> |              | <b>.217</b> | <b>193</b> | <b>748</b> | <b>93</b> | <b>162</b> | <b>30</b> | <b>9</b> | <b>21</b> | <b>90</b> | <b>5</b> | <b>5</b> | <b>9</b> | <b>52</b> | <b>247</b> | <b>21</b> | <b>7</b> | <b>.365</b> | <b>.274</b> | <b>30</b> |

**ZACHARY SCOTT ERWIN** **LHP**

Goes by "Zack"  
**Born:** Park Ridge, Illinois, January 24, 1994; **Home:** Duluth, Georgia  
**Bats:** Left; **Throws:** Left; **Height:** 6-5; **Weight:** 187  
**Obtained:** Acquired from Chicago (AL) with J.B. Wendelken for Brett Lawrie, December 9, 2015

Graduated from Duluth HS (GA)...played collegiately at Clemson...drafted by Chicago (AL) in the fourth round of the 2015 First-Year Player Draft...ranked eighth in the organization in saves (7) in 2019...finished 2018 tied for seventh in the organization in wins (8), eighth in innings pitched (135.2) and 10<sup>th</sup> in strikeouts (108).

| Year                       | Club            | W         | L         | ERA         | G          | GS        | CG       | SHO      | SV       | IP           | H          | R          | ER         | HR        | HB        | BB         | IBB      | SO         | WP        | BK       |
|----------------------------|-----------------|-----------|-----------|-------------|------------|-----------|----------|----------|----------|--------------|------------|------------|------------|-----------|-----------|------------|----------|------------|-----------|----------|
| 2015                       | Great Falls (R) | 2         | 0         | 0.84        | 8          | 4         | 0        | 0        | 0        | 21.1         | 17         | 5          | 2          | 0         | 0         | 3          | 0        | 15         | 2         | 0        |
|                            | Kannapolis (A)  | 0         | 2         | 1.89        | 7          | 3         | 0        | 0        | 0        | 19.0         | 15         | 5          | 4          | 0         | 1         | 4          | 0        | 15         | 3         | 0        |
| 2016                       | Beloit (A)      | 1         | 0         | 5.40        | 5          | 4         | 0        | 0        | 0        | 18.1         | 25         | 11         | 11         | 4         | 0         | 3          | 0        | 16         | 0         | 0        |
|                            | Stockton (A)    | 3         | 10        | 6.53        | 18         | 16        | 0        | 0        | 0        | 80.0         | 109        | 70         | 58         | 11        | 5         | 32         | 2        | 58         | 11        | 0        |
| 2017                       | Beloit (A)      | 6         | 4         | 2.08        | 19         | 19        | 0        | 0        | 0        | 95.1         | 74         | 30         | 22         | 4         | 1         | 29         | 0        | 91         | 3         | 0        |
| 2018                       | Stockton (A)    | 8         | 11        | 5.44        | 25         | 25        | 0        | 0        | 0        | 135.2        | 172        | 84         | 82         | 15        | 8         | 36         | 1        | 108        | 2         | 0        |
| 2019                       | Midland (AA)    | 6         | 3         | 3.22        | 39         | 0         | 0        | 0        | 7        | 58.2         | 71         | 28         | 21         | 6         | 1         | 15         | 3        | 68         | 3         | 0        |
| <b>Minor League Totals</b> |                 | <b>26</b> | <b>30</b> | <b>4.20</b> | <b>121</b> | <b>71</b> | <b>0</b> | <b>0</b> | <b>7</b> | <b>428.1</b> | <b>483</b> | <b>233</b> | <b>200</b> | <b>40</b> | <b>16</b> | <b>122</b> | <b>6</b> | <b>371</b> | <b>24</b> | <b>0</b> |

**BRADEN GREGORY FEIGL** **RHP**

Goes by "Brady"  
**Born:** St. Louis, Missouri, November 27, 1995; **Home:** Naperville, Illinois  
**Bats:** Right; **Throws:** Right; **Height:** 6-4; **Weight:** 235  
**Obtained:** Selected in the fifth round of the 2018 First-Year Player Draft

Signed out of the University of Mississippi by Kelcey Mucker...was selected in the 35<sup>th</sup> round of the 2017 First-Year Player Draft by Los Angeles-AL, but did not sign...finished 2019 ranked fifth in innings pitched (134.1), sixth in strikeouts (119) and 10<sup>th</sup> in the organization in ERA (4.42)...was a 2019 California League Midseason All-Star.

| Year                       | Club         | W        | L         | ERA         | G         | GS        | CG       | SHO      | SV       | IP           | H          | R         | ER        | HR        | HB       | BB        | IBB      | SO         | WP       | BK       |
|----------------------------|--------------|----------|-----------|-------------|-----------|-----------|----------|----------|----------|--------------|------------|-----------|-----------|-----------|----------|-----------|----------|------------|----------|----------|
| 2018                       | Vermont (A)  | 1        | 1         | 1.35        | 8         | 5         | 0        | 0        | 0        | 20.0         | 6          | 3         | 3         | 0         | 1        | 7         | 1        | 27         | 0        | 0        |
|                            | Beloit (A)   | 0        | 1         | 3.00        | 3         | 3         | 0        | 0        | 0        | 6.0          | 5          | 2         | 2         | 1         | 0        | 1         | 0        | 7          | 1        | 0        |
| 2019                       | Stockton (A) | 5        | 11        | 4.42        | 27        | 25        | 0        | 0        | 0        | 134.1        | 148        | 83        | 66        | 12        | 8        | 35        | 0        | 119        | 7        | 0        |
| <b>Minor League Totals</b> |              | <b>6</b> | <b>13</b> | <b>3.99</b> | <b>38</b> | <b>33</b> | <b>0</b> | <b>0</b> | <b>0</b> | <b>160.1</b> | <b>159</b> | <b>88</b> | <b>71</b> | <b>13</b> | <b>9</b> | <b>43</b> | <b>1</b> | <b>153</b> | <b>8</b> | <b>0</b> |

**DEVIN BRYAN DAVID FOYLE** **OF**

**Born:** Scottsdale, Arizona, November 18, 1996; **Home:** Fountain Hills, Arizona  
**Bats:** Both; **Throws:** Left; **Height:** 6-2; **Weight:** 185  
**Obtained:** Selected in the 17<sup>th</sup> round of the 2018 First-Year Player Draft

Signed out of the University of Kansas by Albert Skorupa.

| Year                | Club        | AVG. | G   | AB  | R  | H   | 2B | 3B | HR | RBI | SH | SF | HP | BB | SO  | SB | CS | SLG  | OBP  | E |
|---------------------|-------------|------|-----|-----|----|-----|----|----|----|-----|----|----|----|----|-----|----|----|------|------|---|
| 2018                | Vermont (A) | .169 | 49  | 142 | 21 | 24  | 5  | 1  | 0  | 12  | 2  | 3  | 2  | 21 | 44  | 11 | 1  | .218 | .280 | 1 |
| 2019                | Beloit (A)  | .235 | 95  | 327 | 49 | 77  | 15 | 3  | 6  | 43  | 2  | 4  | 6  | 52 | 98  | 16 | 8  | .355 | .347 | 2 |
| Minor League Totals |             | .215 | 144 | 469 | 70 | 101 | 20 | 4  | 6  | 55  | 4  | 7  | 8  | 73 | 142 | 27 | 9  | .313 | .327 | 3 |

### KYLE MCPHAIL FRIEDRICH

RHP

**Born:** San Diego, California, January 22, 1992; **Home:** San Clemente, California  
**Bats:** Right; **Throws:** Right; **Height:** 6-0; **Weight:** 203  
**Obtained:** Selected in the seventh round of the 2015 First-Year Player Draft

Graduated from San Clemente HS (CA)...played collegiately at Long Beach State from 2011-15...signed by Craig Conklin...in 2016, finished fourth among A's minor leaguers in innings pitched (153.0) and fifth in strikeouts (119)...was named Midwest League Pitcher of the Week for the week of May 23-29, 2016...finished 2018 tied for seventh in the organization in wins (8) and ninth in strikeouts (109) and innings pitched (134.1)...in 2019, finished tied for fourth in the organization in ERA (3.43) and ninth in innings pitched (123.1).

| Year                | Club            | W  | L  | ERA  | G   | GS | CG | SHO | SV | IP    | H   | R   | ER  | HR | HB | BB  | IBB | SO  | WP | BK |
|---------------------|-----------------|----|----|------|-----|----|----|-----|----|-------|-----|-----|-----|----|----|-----|-----|-----|----|----|
| 2015                | Vermont (A)     | 1  | 3  | 4.50 | 14  | 11 | 0  | 0   | 0  | 36.0  | 32  | 22  | 18  | 2  | 2  | 13  | 0   | 19  | 1  | 0  |
| 2016                | Beloit (A)      | 3  | 2  | 1.25 | 10  | 8  | 0  | 0   | 0  | 50.1  | 38  | 10  | 7   | 2  | 5  | 6   | 0   | 31  | 0  | 0  |
|                     | Stockton (A)    | 3  | 7  | 4.29 | 18  | 18 | 0  | 0   | 0  | 100.2 | 109 | 54  | 48  | 10 | 2  | 10  | 0   | 86  | 9  | 0  |
|                     | Midland (AA)    | 0  | 0  | 9.00 | 1   | 0  | 0  | 0   | 0  | 2.0   | 4   | 2   | 2   | 0  | 0  | 0   | 0   | 2   | 0  | 0  |
| 2017                | Stockton (A)    | 2  | 2  | 2.98 | 16  | 4  | 0  | 0   | 1  | 54.1  | 44  | 22  | 18  | 7  | 6  | 12  | 0   | 42  | 1  | 0  |
|                     | Midland (AA)    | 1  | 4  | 6.00 | 18  | 3  | 0  | 0   | 1  | 51.0  | 58  | 38  | 34  | 7  | 9  | 17  | 2   | 36  | 0  | 1  |
| 2018                | Stockton (A)    | 2  | 2  | 3.27 | 9   | 9  | 0  | 0   | 0  | 52.1  | 49  | 20  | 19  | 6  | 5  | 17  | 0   | 48  | 0  | 1  |
|                     | Midland (AA)    | 6  | 5  | 5.66 | 15  | 14 | 0  | 0   | 0  | 76.1  | 90  | 54  | 48  | 13 | 7  | 23  | 0   | 60  | 2  | 0  |
|                     | Nashville (AAA) | 0  | 1  | 3.18 | 1   | 1  | 0  | 0   | 0  | 5.2   | 4   | 2   | 2   | 0  | 0  | 1   | 0   | 1   | 0  | 0  |
| 2019                | Stockton (A)    | 0  | 0  | 3.38 | 3   | 3  | 0  | 0   | 0  | 10.2  | 9   | 4   | 4   | 1  | 2  | 3   | 0   | 8   | 0  | 0  |
|                     | Midland (AA)    | 6  | 7  | 3.43 | 20  | 19 | 0  | 0   | 0  | 112.2 | 121 | 45  | 43  | 5  | 5  | 31  | 0   | 81  | 2  | 0  |
| Minor League Totals |                 | 24 | 33 | 3.96 | 125 | 90 | 0  | 0   | 2  | 552.0 | 558 | 273 | 243 | 53 | 43 | 133 | 2   | 414 | 15 | 2  |

### GERALD FRANCISCO GARCIA (FLORES)

LHP

**Born:** Ciudad Darío, Nicaragua, October 21, 2001; **Home:** Ciudad Darío, Nicaragua  
**Bats:** Left; **Throws:** Left; **Height:** 6-2; **Weight:** 200  
**Obtained:** Signed as a free agent to a minor league contract on July 2, 2018

Signed by Juan Mosquera.

| Year                | Club        | W | L | ERA  | G  | GS | CG | SHO | SV | IP   | H  | R  | ER | HR | HB | BB | IBB | SO | WP | BK |
|---------------------|-------------|---|---|------|----|----|----|-----|----|------|----|----|----|----|----|----|-----|----|----|----|
| 2019                | AZL A's (R) | 0 | 2 | 5.32 | 14 | 12 | 0  | 0   | 0  | 45.2 | 55 | 33 | 27 | 3  | 1  | 12 | 0   | 57 | 4  | 0  |
| Minor League Totals |             | 0 | 2 | 5.32 | 14 | 12 | 0  | 0   | 0  | 45.2 | 55 | 33 | 27 | 3  | 1  | 12 | 0   | 57 | 4  | 0  |

### WILLIAM EDWARD GILBERT

RHP

Goes by "Will"

**Born:** Atlanta, Georgia, February 9, 1994; **Home:** Morrisville, North Carolina  
**Bats:** Left; **Throws:** Left; **Height:** 5-11; **Weight:** 174  
**Obtained:** Selected in the eighth round of the 2016 First-Year Player Draft

Graduated from Green Hope HS (CA)...played four years of college baseball at North Carolina State...signed by Neil Avent.

| Year                | Club         | W  | L | ERA  | G   | GS | CG | SHO | SV | IP    | H   | R  | ER | HR | HB | BB | IBB | SO  | WP | BK |
|---------------------|--------------|----|---|------|-----|----|----|-----|----|-------|-----|----|----|----|----|----|-----|-----|----|----|
| 2016                | Vermont (A)  | 2  | 2 | 2.81 | 15  | 0  | 0  | 0   | 1  | 25.2  | 18  | 8  | 8  | 0  | 2  | 12 | 0   | 31  | 2  | 0  |
| 2017                | Beloit (A)   | 2  | 0 | 1.04 | 6   | 0  | 0  | 0   | 0  | 8.2   | 7   | 2  | 1  | 0  | 0  | 1  | 0   | 6   | 1  | 0  |
|                     | Stockton (A) | 1  | 1 | 6.86 | 9   | 0  | 0  | 0   | 0  | 19.2  | 23  | 16 | 15 | 2  | 0  | 9  | 0   | 14  | 3  | 0  |
| 2018                | Stockton (A) | 4  | 4 | 2.71 | 38  | 0  | 0  | 0   | 1  | 63.0  | 51  | 24 | 19 | 2  | 5  | 20 | 3   | 62  | 2  | 0  |
| 2019                | Stockton (A) | 5  | 1 | 4.30 | 35  | 0  | 0  | 0   | 0  | 58.2  | 56  | 36 | 38 | 7  | 3  | 23 | 0   | 66  | 1  | 0  |
| Minor League Totals |              | 15 | 8 | 3.64 | 103 | 0  | 0  | 0   | 2  | 175.2 | 155 | 86 | 71 | 11 | 10 | 65 | 3   | 179 | 9  | 0  |

### COOPER JOHN GOLDBY

C

**Born:** Mesa, Arizona, January 18, 1995; **Home:** Yuba City, California  
**Bats:** Right; **Throws:** Right; **Height:** 5-10; **Weight:** 190  
**Obtained:** Selected in the 35<sup>th</sup> round of the 2017 First Year Player Draft

Graduated from Yuba City HS (CA)...played collegiately at Lewis-Clark State College in Lewiston, Idaho...signed by Jim Coffman...missed most of 2018 due to injury.

PLAYER DEVELOPMENT

**Organizational Players, continued**

| Year                       | Club            | AVG.        | G         | AB         | R         | H         | 2B       | 3B       | HR       | RBI      | SH       | SF       | HP       | BB        | SO        | SB       | CS       | SLG         | OBP         | E        |
|----------------------------|-----------------|-------------|-----------|------------|-----------|-----------|----------|----------|----------|----------|----------|----------|----------|-----------|-----------|----------|----------|-------------|-------------|----------|
| 2017                       | AZL A's (R)     | .189        | 22        | 53         | 8         | 10        | 1        | 0        | 0        | 3        | 1        | 0        | 4        | 10        | 24        | 0        | 0        | .208        | .358        | 3        |
| 2018                       | Vermont (A)     | .000        | 1         | 1          | 0         | 0         | 0        | 0        | 0        | 0        | 0        | 0        | 0        | 0         | 0         | 0        | 0        | .000        | .000        | 0        |
|                            | Nashville (AAA) | .500        | 1         | 2          | 1         | 1         | 1        | 0        | 0        | 2        | 0        | 0        | 0        | 0         | 0         | 0        | 0        | 1.000       | .500        | 0        |
| 2019                       | Beloit (A)      | .172        | 10        | 29         | 1         | 5         | 1        | 0        | 0        | 2        | 0        | 0        | 0        | 4         | 0         | 7        | 1        | .207        | .273        | 2        |
|                            | Midland (AA)    | .115        | 22        | 61         | 3         | 7         | 0        | 0        | 0        | 0        | 0        | 0        | 1        | 9         | 30        | 0        | 0        | .115        | .239        | 3        |
| <b>Minor League Totals</b> |                 | <b>.158</b> | <b>56</b> | <b>146</b> | <b>13</b> | <b>23</b> | <b>3</b> | <b>0</b> | <b>0</b> | <b>7</b> | <b>1</b> | <b>0</b> | <b>5</b> | <b>23</b> | <b>61</b> | <b>1</b> | <b>0</b> | <b>.178</b> | <b>.293</b> | <b>8</b> |

**YHOELNYS JOSE GONZALEZ (MORENO)**

**OF**

**Born:** Caracas, Venezuela, October 30, 1996; **Home:** Caracas, Venezuela  
**Bats:** Right; **Throws:** Right; **Height:** 6-0; **Weight:** 170  
**Obtained:** Signed as a free agent to a minor league contract on July 25, 2013

Signed by Oswaldo Torres.

| Year                       | Club         | AVG.        | G          | AB          | R          | H          | 2B        | 3B        | HR       | RBI       | SH        | SF       | HP       | BB         | SO         | SB         | CS        | SLG         | OBP         | E         |
|----------------------------|--------------|-------------|------------|-------------|------------|------------|-----------|-----------|----------|-----------|-----------|----------|----------|------------|------------|------------|-----------|-------------|-------------|-----------|
| 2014                       | DSL A's (R)  | .140        | 64         | 179         | 20         | 25         | 7         | 2         | 1        | 12        | 2         | 3        | 1        | 20         | 56         | 15         | 2         | .218        | .227        | 4         |
| 2015                       | DSL A's (R)  | .215        | 69         | 228         | 31         | 49         | 10        | 4         | 1        | 14        | 5         | 1        | 1        | 28         | 89         | 24         | 9         | .307        | .302        | 3         |
| 2016                       | DSL A's (R)  | .230        | 56         | 161         | 18         | 37         | 2         | 4         | 0        | 18        | 4         | 2        | 0        | 23         | 45         | 20         | 5         | .292        | .323        | 4         |
| 2017                       | DSL A's (R)  | .279        | 65         | 190         | 38         | 53         | 8         | 1         | 0        | 19        | 4         | 3        | 5        | 31         | 40         | 26         | 7         | .332        | .389        | 2         |
| 2018                       | AZL A's (R)  | .242        | 41         | 91          | 15         | 22         | 1         | 0         | 0        | 8         | 2         | 0        | 0        | 12         | 27         | 9          | 0         | .253        | .330        | 2         |
| 2019                       | AZL A's (R)  | .317        | 30         | 123         | 26         | 39         | 3         | 2         | 1        | 15        | 2         | 0        | 1        | 11         | 39         | 8          | 3         | .398        | .378        | 2         |
|                            | Stockton (A) | .133        | 14         | 45          | 6          | 6          | 1         | 0         | 0        | 2         | 0         | 0        | 1        | 4          | 25         | 2          | 0         | .156        | .220        | 0         |
| <b>Minor League Totals</b> |              | <b>.227</b> | <b>339</b> | <b>1017</b> | <b>154</b> | <b>231</b> | <b>32</b> | <b>13</b> | <b>3</b> | <b>86</b> | <b>19</b> | <b>9</b> | <b>9</b> | <b>129</b> | <b>321</b> | <b>104</b> | <b>26</b> | <b>.293</b> | <b>.317</b> | <b>17</b> |

**JORGE ENRIQUE GORDON (VENEGAS)**

**C**

**Born:** Panamá, Panama; **Home:** Panamá, Panama  
**Bats:** Right; **Throws:** Right; **Height:** 5-10; **Weight:** 200  
**Obtained:** Signed as a free agent to a minor league contract on July 6, 2014

Signed by Juan Mosquera.

| Year                       | Club        | AVG.        | G          | AB         | R         | H          | 2B        | 3B       | HR       | RBI       | SH       | SF        | HP       | BB        | SO         | SB       | CS       | SLG         | OBP         | E         |
|----------------------------|-------------|-------------|------------|------------|-----------|------------|-----------|----------|----------|-----------|----------|-----------|----------|-----------|------------|----------|----------|-------------|-------------|-----------|
| 2015                       | DSL A's (R) | .252        | 56         | 206        | 12        | 52         | 9         | 2        | 0        | 23        | 3        | 5         | 1        | 12        | 33         | 2        | 5        | .290        | .316        | 7         |
| 2016                       | DSL A's (R) | .153        | 38         | 118        | 9         | 18         | 3         | 0        | 0        | 4         | 0        | 1         | 0        | 15        | 19         | 1        | 1        | .246        | .178        | 2         |
| 2017                       | DSL A's (R) | .250        | 41         | 120        | 8         | 30         | 2         | 0        | 0        | 15        | 1        | 1         | 1        | 8         | 17         | 5        | 2        | .300        | .267        | 3         |
| 2018                       | AZL A's (R) | .186        | 24         | 59         | 7         | 11         | 1         | 1        | 0        | 4         | 0        | 2         | 0        | 9         | 14         | 0        | 1        | .237        | .286        | 4         |
| 2019                       | AZL A's (R) | .250        | 2          | 8          | 0         | 1          | 0         | 0        | 0        | 2         | 0        | 0         | 0        | 2         | 0          | 0        | 0        | .250        | .250        | 0         |
|                            | Vermont (A) | .140        | 19         | 57         | 3         | 8          | 1         | 0        | 0        | 3         | 1        | 1         | 1        | 3         | 27         | 0        | 0        | .158        | .194        | 0         |
| <b>Minor League Totals</b> |             | <b>.213</b> | <b>180</b> | <b>568</b> | <b>39</b> | <b>121</b> | <b>16</b> | <b>3</b> | <b>0</b> | <b>51</b> | <b>5</b> | <b>10</b> | <b>3</b> | <b>47</b> | <b>112</b> | <b>8</b> | <b>9</b> | <b>.252</b> | <b>.272</b> | <b>16</b> |

**JOHN FRANCIS GORMAN III**

**RHP**

**Born:** Newton, Massachusetts, February 19, 1992; **Home:** Norwood, Massachusetts  
**Bats:** Right; **Throws:** Right; **Height:** 6-1; **Weight:** 235  
**Obtained:** Selected in the 31<sup>st</sup> round of the 2015 First-Year Player Draft

Graduated from Catholic Memorial HS (MA)...named Massachusetts Gatorade Player of the Year as a senior... played collegiately at Boston College...previously drafted in the 50<sup>th</sup> round of the 2011 draft by Boston but did not sign...signed by Ron Vaughn...missed the 2016 season with a right shoulder injury...was a 2019 Texas League Midseason All-Star...finished 2019 ranked tied for sixth in the organization in saves (8).

| Year                       | Club         | W         | L         | ERA         | G          | GS       | CG       | SHO      | SV        | IP           | H          | R         | ER        | HR        | HB       | BB        | IBB      | SO         | WP        | BK       |  |
|----------------------------|--------------|-----------|-----------|-------------|------------|----------|----------|----------|-----------|--------------|------------|-----------|-----------|-----------|----------|-----------|----------|------------|-----------|----------|--|
| 2015                       | AZL A's (R)  | 0         | 0         | 0.00        | 2          | 0        | 0        | 0        | 0         | 2.0          | 0          | 0         | 0         | 0         | 0        | 0         | 0        | 0          | 0         | 0        |  |
|                            | Vermont (A)  | 2         | 2         | 5.40        | 13         | 0        | 0        | 0        | 1         | 18.1         | 18         | 12        | 11        | 0         | 0        | 13        | 4        | 21         | 3         | 1        |  |
| 2016                       | DNP – injury |           |           |             |            |          |          |          |           |              |            |           |           |           |          |           |          |            |           |          |  |
|                            | Vermont (A)  | 0         | 0         | 1.80        | 2          | 0        | 0        | 0        | 0         | 5.0          | 3          | 1         | 1         | 0         | 0        | 0         | 0        | 8          | 0         | 0        |  |
|                            | Beloit (A)   | 1         | 0         | 0.93        | 13         | 0        | 0        | 0        | 2         | 19.1         | 8          | 2         | 2         | 1         | 0        | 1         | 0        | 24         | 2         | 0        |  |
| 2017                       | Stockton (A) | 0         | 0         | 6.00        | 4          | 0        | 0        | 0        | 0         | 6.0          | 7          | 4         | 4         | 1         | 1        | 2         | 0        | 4          | 0         | 0        |  |
| 2018                       | Midland (AA) | 3         | 3         | 2.78        | 42         | 0        | 0        | 0        | 2         | 64.2         | 55         | 25        | 20        | 7         | 3        | 15        | 3        | 47         | 4         | 1        |  |
| 2019                       | Midland (AA) | 4         | 5         | 4.76        | 43         | 1        | 0        | 0        | 8         | 56.2         | 63         | 35        | 30        | 7         | 4        | 19        | 2        | 72         | 5         | 0        |  |
| <b>Minor League Totals</b> |              | <b>10</b> | <b>10</b> | <b>3.56</b> | <b>119</b> | <b>1</b> | <b>0</b> | <b>0</b> | <b>13</b> | <b>172.0</b> | <b>154</b> | <b>79</b> | <b>68</b> | <b>16</b> | <b>8</b> | <b>50</b> | <b>9</b> | <b>176</b> | <b>14</b> | <b>2</b> |  |

**COLE ROBINSON GRAY**

**RHP**

**Born:** Meridian, Mississippi, January 17, 1997; **Home:** Meridian, Mississippi

**Bats:** Right; **Throws:** Right; **Height:** 6-3; **Weight:** 230

**Obtained:** Signed as an undrafted free agent on June 13, 2019

Signed by Kelcey Mucker out of the University of Louisiana, Monroe.

| Year                       | Club        | W        | L        | ERA         | G        | GS       | CG       | SHO      | SV       | IP         | H        | R        | ER       | HR       | HB       | BB       | IBB      | SO       | WP       | BK       |
|----------------------------|-------------|----------|----------|-------------|----------|----------|----------|----------|----------|------------|----------|----------|----------|----------|----------|----------|----------|----------|----------|----------|
| 2019                       | AZL A's (R) | 0        | 1        | 4.50        | 2        | 1        | 0        | 0        | 0        | 2.0        | 1        | 1        | 1        | 1        | 0        | 0        | 0        | 2        | 0        | 0        |
| <b>Minor League Totals</b> |             | <b>0</b> | <b>1</b> | <b>4.50</b> | <b>2</b> | <b>1</b> | <b>0</b> | <b>0</b> | <b>0</b> | <b>2.0</b> | <b>1</b> | <b>1</b> | <b>1</b> | <b>1</b> | <b>0</b> | <b>0</b> | <b>0</b> | <b>2</b> | <b>0</b> | <b>0</b> |

**JALEN DOUGLAS GREER**

**IF**

**Born:** Chicago, Illinois, July 19, 2001; **Home:** Chicago, Illinois

**Bats:** Right; **Throws:** Right; **Height:** 6-3; **Weight:** 185

**Obtained:** Selected in the fifth round of the 2019 First Year Player Draft

Signed out of St. Rita High School by Derek Lee...was named the top-ranked shortstop out of the state of Illinois by Baseball America entering the 2019 draft.

| Year                       | Club        | AVG.        | G         | AB         | R         | H         | 2B       | 3B       | HR       | RBI       | SH       | SF       | HP       | BB        | SO        | SB       | CS       | SLG         | OBP         | E         |
|----------------------------|-------------|-------------|-----------|------------|-----------|-----------|----------|----------|----------|-----------|----------|----------|----------|-----------|-----------|----------|----------|-------------|-------------|-----------|
| 2019                       | AZL A's (R) | .165        | 42        | 121        | 10        | 20        | 1        | 1        | 0        | 10        | 0        | 2        | 2        | 21        | 69        | 4        | 1        | .190        | .295        | 15        |
| <b>Minor League Totals</b> |             | <b>.165</b> | <b>42</b> | <b>121</b> | <b>10</b> | <b>20</b> | <b>1</b> | <b>1</b> | <b>0</b> | <b>10</b> | <b>0</b> | <b>2</b> | <b>2</b> | <b>21</b> | <b>69</b> | <b>4</b> | <b>1</b> | <b>.190</b> | <b>.295</b> | <b>15</b> |

**RYAN MCQUILLEN GRIDLEY**

**IF**

**Born:** Pittsburgh, Pennsylvania, May 4, 1995; **Home:** Milton, Georgia

**Bats:** Right; **Throws:** Right; **Height:** 5-8; **Weight:** 177

**Obtained:** Selected in the 11<sup>th</sup> round of the 2017 First Year Player Draft

Graduated from Milton HS (GA)...signed by Kelcey Mucker...was First Team All-SEC during his senior year at Mississippi State...had exactly 25 runs, 24 RBI and 28 walks in each of his first two pro seasons...finished 2019 ranked tied for fifth in the organization in doubles (29) and tied for ninth in hits (114).

| Year                       | Club         | AVG.        | G          | AB         | R          | H          | 2B        | 3B       | HR        | RBI       | SH       | SF       | HP        | BB        | SO         | SB        | CS        | SLG         | OBP         | E         |
|----------------------------|--------------|-------------|------------|------------|------------|------------|-----------|----------|-----------|-----------|----------|----------|-----------|-----------|------------|-----------|-----------|-------------|-------------|-----------|
| 2017                       | Vermont (A)  | .262        | 56         | 210        | 25         | 55         | 12        | 0        | 1         | 24        | 3        | 2        | 4         | 28        | 33         | 6         | 2         | .333        | .357        | 5         |
| 2018                       | Beloit (A)   | .269        | 68         | 227        | 25         | 61         | 10        | 1        | 3         | 24        | 1        | 1        | 4         | 28        | 46         | 3         | 5         | .361        | .358        | 7         |
| 2019                       | Beloit (A)   | .259        | 53         | 189        | 27         | 49         | 14        | 1        | 3         | 20        | 2        | 1        | 5         | 16        | 32         | 6         | 2         | .392        | .332        | 6         |
|                            | Stockton (A) | .274        | 59         | 237        | 27         | 65         | 15        | 0        | 3         | 20        | 2        | 2        | 3         | 17        | 43         | 4         | 2         | .376        | .328        | 5         |
| <b>Minor League Totals</b> |              | <b>.267</b> | <b>236</b> | <b>863</b> | <b>104</b> | <b>230</b> | <b>51</b> | <b>2</b> | <b>10</b> | <b>88</b> | <b>8</b> | <b>6</b> | <b>16</b> | <b>89</b> | <b>154</b> | <b>19</b> | <b>11</b> | <b>.365</b> | <b>.344</b> | <b>23</b> |

**RICHARD GUASCH (CALA)**

**RHP**

**Born:** Santiago de Cuba, Cuba, April 10, 1998; **Home:** Santo Domingo, Dominican Republic

**Bats:** Right; **Throws:** Right; **Height:** 6-4; **Weight:** 205

**Obtained:** Signed as a free agent to a minor league deal on July 13, 2018

Signed by Juan C. De La Cruz.

| Year                       | Club        | W        | L        | ERA         | G         | GS        | CG       | SHO      | SV       | IP          | H         | R         | ER        | HR       | HB        | BB        | IBB      | SO         | WP        | BK       |
|----------------------------|-------------|----------|----------|-------------|-----------|-----------|----------|----------|----------|-------------|-----------|-----------|-----------|----------|-----------|-----------|----------|------------|-----------|----------|
| 2018                       | DSL A's (R) | 1        | 0        | 1.16        | 7         | 5         | 0        | 0        | 0        | 23.1        | 17        | 5         | 3         | 1        | 4         | 4         | 0        | 27         | 5         | 1        |
| 2019                       | Vermont (A) | 0        | 0        | 0.00        | 1         | 1         | 0        | 0        | 0        | 4.0         | 1         | 0         | 0         | 0        | 0         | 1         | 0        | 5          | 1         | 0        |
|                            | Beloit (A)  | 0        | 4        | 4.53        | 19        | 10        | 0        | 0        | 2        | 59.2        | 52        | 31        | 30        | 1        | 6         | 37        | 0        | 77         | 12        | 2        |
| <b>Minor League Totals</b> |             | <b>1</b> | <b>4</b> | <b>3.41</b> | <b>26</b> | <b>16</b> | <b>0</b> | <b>0</b> | <b>2</b> | <b>87.0</b> | <b>70</b> | <b>36</b> | <b>33</b> | <b>2</b> | <b>10</b> | <b>42</b> | <b>0</b> | <b>109</b> | <b>18</b> | <b>3</b> |

**CHARLES JEFFREY HALL**

**RHP**

**Born:** Dumfries, Virginia, September 6, 1994; **Home:** Dumfries, Virginia

**Bats:** Right; **Throws:** Right; **Height:** 5-11; **Weight:** 170

**Obtained:** Selected in the 33<sup>rd</sup> round of the 2019 First-Year Player Draft

Signed out of Tusculum College by Anthony Aloisi III...was named Second-Team All-SAC as well as First-Team D2CAA All-Southeast Region as a utility pitcher for his senior season.

| Year                       | Club         | W         | L        | ERA         | G         | GS       | CG       | SHO      | SV       | IP          | H         | R         | ER        | HR       | HB       | BB        | IBB      | SO        | WP       | BK       |
|----------------------------|--------------|-----------|----------|-------------|-----------|----------|----------|----------|----------|-------------|-----------|-----------|-----------|----------|----------|-----------|----------|-----------|----------|----------|
| 2019                       | AZL A's (R)  | 3         | 1        | 3.55        | 12        | 4        | 0        | 0        | 0        | 33.0        | 24        | 15        | 13        | 0        | 1        | 9         | 0        | 40        | 5        | 0        |
|                            | Midland (AA) | 0         | 0        | 27.00       | 1         | 0        | 0        | 0        | 0        | 1.1         | 2         | 4         | 4         | 1        | 1        | 1         | 0        | 2         | 0        | 0        |
| <b>Minor League Totals</b> |              | <b>13</b> | <b>4</b> | <b>4.46</b> | <b>13</b> | <b>4</b> | <b>0</b> | <b>0</b> | <b>0</b> | <b>34.1</b> | <b>26</b> | <b>19</b> | <b>17</b> | <b>1</b> | <b>2</b> | <b>10</b> | <b>0</b> | <b>42</b> | <b>5</b> | <b>0</b> |

PLAYER DEVELOPMENT

## Organizational Players, continued

### DUSTIN ALEXANDER HARRIS

IF

**Born:** Land O'Lakes, Florida, July 8, 1999; **Home:** Land O'Lakes, Florida

**Bats:** Left; **Throws:** Right; **Height:** 6-3; **Weight:** 210

**Obtained:** Selected in the 11<sup>th</sup> round of the 2019 First-Year Player Draft

Signed out of St. Petersburg College by Trevor Schaffer...was named First Team All-State for his high school senior season in Land O'Lakes, Fla.

| Year                       | Club        | AVG.        | G         | AB         | R         | H         | 2B        | 3B       | HR       | RBI       | SH       | SF       | HP       | BB        | SO        | SB       | CS       | SLG         | OBP         | E        |
|----------------------------|-------------|-------------|-----------|------------|-----------|-----------|-----------|----------|----------|-----------|----------|----------|----------|-----------|-----------|----------|----------|-------------|-------------|----------|
| 2019                       | AZL A's (R) | .328        | 35        | 125        | 23        | 41        | 10        | 1        | 1        | 16        | 0        | 0        | 1        | 14        | 20        | 9        | 4        | .448        | .400        | 5        |
|                            | Vermont (A) | .321        | 23        | 84         | 10        | 27        | 2         | 0        | 0        | 10        | 0        | 1        | 2        | 11        | 19        | 0        | 3        | .345        | .408        | 4        |
| <b>Minor League Totals</b> |             | <b>.325</b> | <b>58</b> | <b>209</b> | <b>33</b> | <b>68</b> | <b>12</b> | <b>1</b> | <b>1</b> | <b>26</b> | <b>0</b> | <b>1</b> | <b>3</b> | <b>25</b> | <b>39</b> | <b>9</b> | <b>7</b> | <b>.407</b> | <b>.403</b> | <b>9</b> |

### HOGAN ANTHONY HARRIS

LHP

**Born:** Lafayette, Louisiana, December 26, 1996; **Home:** Lafayette, Louisiana

**Bats:** Right; **Throws:** Left; **Height:** 6-1; **Weight:** 230

**Obtained:** Selected in the third round of the 2018 First-Year Player Draft

Signed out of the University of Louisiana at Lafayette by Kelcey Mucker...missed all of 2018 due to injury.

| Year                       | Club         | W                         | L        | ERA         | G         | GS        | CG       | SHO      | SV       | IP          | H         | R         | ER        | HR       | HB       | BB        | IBB      | SO        | WP       | BK       |  |
|----------------------------|--------------|---------------------------|----------|-------------|-----------|-----------|----------|----------|----------|-------------|-----------|-----------|-----------|----------|----------|-----------|----------|-----------|----------|----------|--|
| 2018                       |              | (Injured — Did not pitch) |          |             |           |           |          |          |          |             |           |           |           |          |          |           |          |           |          |          |  |
| 2019                       | Vermont (A)  | 1                         | 3        | 3.12        | 8         | 6         | 0        | 0        | 0        | 26.0        | 14        | 11        | 9         | 2        | 3        | 9         | 0        | 36        | 1        | 0        |  |
|                            | Stockton (A) | 0                         | 2        | 2.51        | 7         | 7         | 0        | 0        | 0        | 28.2        | 18        | 8         | 8         | 2        | 1        | 10        | 0        | 29        | 2        | 0        |  |
| <b>Minor League Totals</b> |              | <b>1</b>                  | <b>5</b> | <b>2.80</b> | <b>15</b> | <b>13</b> | <b>0</b> | <b>0</b> | <b>0</b> | <b>54.2</b> | <b>32</b> | <b>19</b> | <b>17</b> | <b>4</b> | <b>4</b> | <b>19</b> | <b>0</b> | <b>65</b> | <b>3</b> | <b>0</b> |  |

### DENNIS ANTONIO HERRERA (ROSALES)

LHP

**Born:** Guigüe, Venezuela, September 28, 1998; **Home:** Guigüe, Venezuela

**Bats:** Left; **Throws:** Left; **Height:** 6-0; **Weight:** 165

**Obtained:** Signed as a free agent to a minor league deal on March 28, 2016

Signed by Juan Villanueva.

| Year                       | Club        | W                         | L        | ERA         | G         | GS        | CG       | SHO      | SV       | IP           | H          | R         | ER        | HR       | HB       | BB        | IBB      | SO         | WP        | BK       |  |
|----------------------------|-------------|---------------------------|----------|-------------|-----------|-----------|----------|----------|----------|--------------|------------|-----------|-----------|----------|----------|-----------|----------|------------|-----------|----------|--|
| 2016                       | DSL A's (R) | 1                         | 2        | 2.70        | 14        | 0         | 0        | 0        | 0        | 23.1         | 20         | 15        | 7         | 0        | 1        | 15        | 0        | 13         | 6         | 1        |  |
| 2017                       | DSL A's (R) | 3                         | 3        | 2.21        | 14        | 10        | 0        | 0        | 0        | 53.0         | 46         | 21        | 13        | 0        | 4        | 20        | 0        | 50         | 2         | 1        |  |
| 2018                       | DSL A's (R) | (Injured — Did not pitch) |          |             |           |           |          |          |          |              |            |           |           |          |          |           |          |            |           |          |  |
| 2019                       | AZL A's (R) | 0                         | 4        | 3.61        | 14        | 13        | 0        | 0        | 0        | 47.1         | 37         | 27        | 19        | 3        | 2        | 27        | 0        | 46         | 6         | 6        |  |
| <b>Minor League Totals</b> |             | <b>4</b>                  | <b>9</b> | <b>2.84</b> | <b>42</b> | <b>23</b> | <b>0</b> | <b>0</b> | <b>0</b> | <b>123.2</b> | <b>103</b> | <b>63</b> | <b>39</b> | <b>3</b> | <b>7</b> | <b>62</b> | <b>0</b> | <b>109</b> | <b>14</b> | <b>8</b> |  |

### NICHOLAS DAURIO HIGHBERGER

RHP

Goes by "Nick"

**Born:** Charlotte, North Carolina, November 4, 1993; **Home:** Rye, Colorado

**Bats:** Right; **Throws:** Right; **Height:** 5-11; **Weight:** 200

**Obtained:** Selected in the 30<sup>th</sup> round of the 2016 First-Year Player Draft

Graduated from Rye HS (CO)...attended Creighton University, where he went 12-3 with a 2.84 ERA during his four-year career...signed by Al Skorpura...finished 2019 ninth in the organization with six saves.

| Year                       | Club         | W         | L         | ERA         | G          | GS       | CG       | SHO      | SV        | IP           | H          | R         | ER        | HR        | HB        | BB        | IBB      | SO         | WP        | BK       |
|----------------------------|--------------|-----------|-----------|-------------|------------|----------|----------|----------|-----------|--------------|------------|-----------|-----------|-----------|-----------|-----------|----------|------------|-----------|----------|
| 2016                       | AZL A's (R)  | 2         | 2         | 3.38        | 17         | 0        | 0        | 0        | 3         | 26.2         | 33         | 15        | 10        | 1         | 1         | 7         | 0        | 18         | 5         | 0        |
|                            | Stockton (A) | 1         | 0         | 0.00        | 2          | 0        | 0        | 0        | 0         | 4.0          | 2          | 0         | 0         | 0         | 1         | 2         | 0        | 3          | 0         | 0        |
| 2017                       | Beloit (A)   | 1         | 1         | 6.60        | 10         | 0        | 0        | 0        | 1         | 15.0         | 21         | 16        | 11        | 2         | 1         | 4         | 0        | 10         | 0         | 1        |
| 2018                       | Beloit (A)   | 6         | 3         | 3.35        | 34         | 0        | 0        | 0        | 6         | 48.1         | 42         | 27        | 18        | 4         | 5         | 25        | 0        | 41         | 4         | 0        |
| 2019                       | Stockton (A) | 5         | 4         | 4.38        | 44         | 0        | 0        | 0        | 6         | 63.2         | 61         | 40        | 31        | 5         | 5         | 36        | 3        | 46         | 8         | 0        |
| <b>Minor League Totals</b> |              | <b>15</b> | <b>10</b> | <b>4.00</b> | <b>107</b> | <b>0</b> | <b>0</b> | <b>0</b> | <b>16</b> | <b>157.2</b> | <b>159</b> | <b>98</b> | <b>70</b> | <b>12</b> | <b>13</b> | <b>74</b> | <b>3</b> | <b>118</b> | <b>17</b> | <b>1</b> |

### JHENDESON JESUS HURTADO (MOLINA)

LHP

**Born:** Maracay, Venezuela, March 28, 1996; **Home:** Merida, Venezuela

**Bats:** Left; **Throws:** Left; **Height:** 5-11; **Weight:** 213

**Obtained:** Signed as a free agent to a minor league deal on February 1, 2013

Signed by Juan Villanueva...was named New York-Penn League Pitcher of the Week for the week of July 15-21, 2019.



| Year                       | Club         | W         | L         | ERA         | G         | GS       | CG       | SHO      | SV       | IP           | H          | R          | ER         | HR        | HB        | BB         | IBB      | SO         | WP        | BK       |
|----------------------------|--------------|-----------|-----------|-------------|-----------|----------|----------|----------|----------|--------------|------------|------------|------------|-----------|-----------|------------|----------|------------|-----------|----------|
| 2014                       | DSL A's (R)  | 1         | 2         | 3.45        | 13        | 7        | 0        | 0        | 0        | 44.1         | 49         | 27         | 17         | 1         | 2         | 25         | 0        | 43         | 21        | 0        |
| 2015                       | DSL A's (R)  | 3         | 2         | 4.31        | 15        | 8        | 0        | 0        | 0        | 62.2         | 45         | 32         | 30         | 1         | 14        | 30         | 0        | 53         | 13        | 1        |
| 2016                       | DSL A's (R)  | 3         | 2         | 3.16        | 14        | 10       | 0        | 0        | 0        | 62.2         | 53         | 32         | 22         | 0         | 10        | 23         | 1        | 51         | 13        | 0        |
| 2017                       | AZL A's (R)  | 3         | 0         | 2.35        | 10        | 1        | 0        | 0        | 1        | 30.2         | 28         | 12         | 8          | 0         | 3         | 13         | 0        | 29         | 5         | 0        |
|                            | Vermont (A)  | 1         | 0         | 3.77        | 5         | 1        | 0        | 0        | 0        | 14.1         | 11         | 6          | 6          | 1         | 2         | 4          | 0        | 15         | 1         | 1        |
|                            | Beloit (A)   | 0         | 1         | 6.75        | 1         | 0        | 0        | 0        | 0        | 2.2          | 4          | 2          | 2          | 0         | 1         | 2          | 0        | 2          | 0         | 0        |
| 2018                       | Vermont (A)  | 2         | 2         | 2.86        | 9         | 7        | 0        | 0        | 0        | 44.0         | 34         | 14         | 14         | 2         | 10        | 13         | 0        | 45         | 10        | 0        |
|                            | Beloit (A)   | 0         | 2         | 6.10        | 5         | 3        | 0        | 0        | 0        | 20.2         | 18         | 17         | 14         | 4         | 0         | 13         | 0        | 20         | 2         | 1        |
| 2019                       | Vermont (A)  | 3         | 0         | 0.77        | 7         | 0        | 0        | 0        | 1        | 23.1         | 12         | 2          | 2          | 1         | 3         | 10         | 0        | 34         | 2         | 0        |
|                            | Beloit (A)   | 1         | 1         | 2.61        | 7         | 5        | 0        | 0        | 1        | 31.0         | 22         | 13         | 9          | 1         | 4         | 13         | 1        | 38         | 1         | 1        |
|                            | Stockton (A) | 0         | 1         | 36.00       | 1         | 1        | 0        | 0        | 0        | 1.0          | 3          | 44         | 4          | 0         | 1         | 2          | 0        | 1          | 0         | 0        |
| <b>Minor League Totals</b> |              | <b>17</b> | <b>13</b> | <b>3.38</b> | <b>44</b> | <b>0</b> | <b>0</b> | <b>0</b> | <b>3</b> | <b>341.1</b> | <b>281</b> | <b>161</b> | <b>128</b> | <b>11</b> | <b>51</b> | <b>150</b> | <b>2</b> | <b>335</b> | <b>69</b> | <b>4</b> |

### ANGELLO OSMAR INFANTE

RHP

**Born:** Maracaibo, Venezuela, April 16, 1999; **Home:** Maracaibo, Venezuela

**Bats:** Right; **Throws:** Right; **Height:** 6-1; **Weight:** 175

**Obtained:** Signed as a free agent to a minor league deal on October 12, 2015

Signed by Ruben Barradas.

| Year                       | Club        | W         | L         | ERA         | G         | GS        | CG       | SHO      | SV       | IP           | H          | R         | ER        | HR       | HB        | BB        | IBB      | SO         | WP       | BK       |
|----------------------------|-------------|-----------|-----------|-------------|-----------|-----------|----------|----------|----------|--------------|------------|-----------|-----------|----------|-----------|-----------|----------|------------|----------|----------|
| 2016                       | DSL A's (R) | 3         | 1         | 2.12        | 18        | 0         | 0        | 0        | 2        | 34.0         | 34         | 9         | 8         | 1        | 2         | 4         | 1        | 22         | 2        | 0        |
| 2017                       | DSL A's (R) | 3         | 1         | 1.06        | 14        | 9         | 1        | 0        | 0        | 67.2         | 59         | 11        | 8         | 0        | 6         | 5         | 0        | 54         | 0        | 0        |
| 2018                       | AZL A's (R) | 4         | 3         | 3.12        | 9         | 5         | 0        | 0        | 0        | 43.1         | 40         | 15        | 15        | 0        | 2         | 9         | 0        | 37         | 4        | 1        |
| 2019                       | Vermont (A) | 0         | 3         | 3.86        | 4         | 3         | 0        | 0        | 0        | 14.0         | 14         | 9         | 6         | 2        | 2         | 3         | 0        | 12         | 0        | 0        |
|                            | Beloit (A)  | 3         | 6         | 2.83        | 13        | 8         | 0        | 0        | 1        | 60.1         | 51         | 26        | 19        | 3        | 5         | 13        | 0        | 37         | 2        | 0        |
| <b>Minor League Totals</b> |             | <b>13</b> | <b>14</b> | <b>2.30</b> | <b>58</b> | <b>25</b> | <b>1</b> | <b>0</b> | <b>3</b> | <b>219.1</b> | <b>198</b> | <b>70</b> | <b>56</b> | <b>6</b> | <b>17</b> | <b>34</b> | <b>1</b> | <b>162</b> | <b>8</b> | <b>1</b> |

### ALONZO EARL JONES JR.

OF

**Born:** Columbus, Georgia, February 24, 1997; **Home:** Columbus, Georgia

**Bats:** Both; **Throws:** Right; **Height:** 5-10; **Weight:** 195

**Obtained:** Selected in the 25<sup>th</sup> round of the 2018 First-Year Player Draft

Signed out of Vanderbilt by Anthony Aloisi.

| Year                       | Club        | AVG.        | G         | AB        | R        | H         | 2B       | 3B       | HR       | RBI      | SH       | SF       | HP       | BB       | SO        | SB       | CS       | SLG         | OBP         | E        |
|----------------------------|-------------|-------------|-----------|-----------|----------|-----------|----------|----------|----------|----------|----------|----------|----------|----------|-----------|----------|----------|-------------|-------------|----------|
| 2018                       | AZL A's (R) | .267        | 6         | 15        | 2        | 4         | 0        | 0        | 0        | 0        | 0        | 0        | 0        | 1        | 4         | 1        | 0        | .267        | .313        | 1        |
| 2019                       | AZL A's (R) | .200        | 12        | 35        | 4        | 7         | 0        | 0        | 0        | 0        | 0        | 0        | 0        | 8        | 15        | 1        | 1        | .200        | .349        | 0        |
| <b>Minor League Totals</b> |             | <b>.220</b> | <b>18</b> | <b>50</b> | <b>6</b> | <b>11</b> | <b>0</b> | <b>0</b> | <b>0</b> | <b>0</b> | <b>0</b> | <b>0</b> | <b>0</b> | <b>9</b> | <b>19</b> | <b>2</b> | <b>1</b> | <b>.220</b> | <b>.339</b> | <b>1</b> |

### GAVIN HUNTER JONES

IF

**Born:** Sedalia, Missouri, July 19, 1998; **Home:** Knob Noster, Missouri

**Bats:** Right; **Throws:** Right; **Height:** 6-1; **Weight:** 210

**Obtained:** Selected in the 27<sup>th</sup> round of the 2019 First-Year Player Draft

Signed out of State Fair Community College by Steve Abney...was named First-Team All-Region 16 as an infielder and was named to the Missouri Community College Athletic Conference All-Conference Team.

| Year                       | Club        | AVG.        | G         | AB         | R         | H         | 2B       | 3B       | HR       | RBI       | SH       | SF       | HP       | BB        | SO        | SB       | CS       | SLG         | OBP         | E         |
|----------------------------|-------------|-------------|-----------|------------|-----------|-----------|----------|----------|----------|-----------|----------|----------|----------|-----------|-----------|----------|----------|-------------|-------------|-----------|
| 2019                       | AZL A's (R) | .208        | 52        | 192        | 28        | 40        | 6        | 0        | 1        | 20        | 0        | 2        | 3        | 20        | 75        | 3        | 3        | .255        | .290        | 11        |
| <b>Minor League Totals</b> |             | <b>.208</b> | <b>52</b> | <b>192</b> | <b>28</b> | <b>40</b> | <b>6</b> | <b>0</b> | <b>1</b> | <b>20</b> | <b>0</b> | <b>2</b> | <b>3</b> | <b>20</b> | <b>75</b> | <b>3</b> | <b>3</b> | <b>.255</b> | <b>.290</b> | <b>11</b> |

### JOHN ROSS JONES

C

**Born:** Orlando, Florida, October 9, 1995; **Home:** Orlando, Florida

**Bats:** Both; **Throws:** Right; **Height:** 5-11; **Weight:** 195

**Obtained:** Selected in the 32<sup>nd</sup> round of the 2018 First-Year Player Draft

Signed out of North Greenville University by Neil Avent.

| Year                       | Club        | AVG.        | G          | AB         | R         | H         | 2B        | 3B       | HR       | RBI       | SH       | SF       | HP       | BB        | SO        | SB       | CS       | SLG         | OBP         | E         |
|----------------------------|-------------|-------------|------------|------------|-----------|-----------|-----------|----------|----------|-----------|----------|----------|----------|-----------|-----------|----------|----------|-------------|-------------|-----------|
| 2018                       | AZL A's (R) | .333        | 31         | 69         | 13        | 23        | 6         | 0        | 0        | 14        | 1        | 3        | 1        | 24        | 11        | 3        | 0        | .420        | .495        | 4         |
| 2019                       | Beloit (A)  | .238        | 86         | 298        | 36        | 71        | 9         | 0        | 6        | 42        | 0        | 3        | 4        | 52        | 86        | 2        | 2        | .329        | .356        | 7         |
| <b>Minor League Totals</b> |             | <b>.256</b> | <b>117</b> | <b>367</b> | <b>49</b> | <b>94</b> | <b>15</b> | <b>0</b> | <b>6</b> | <b>56</b> | <b>1</b> | <b>6</b> | <b>5</b> | <b>76</b> | <b>97</b> | <b>5</b> | <b>2</b> | <b>.346</b> | <b>.385</b> | <b>11</b> |

## Organizational Players, continued

### MALIK MARQUISE JONES

RHP

**Born:** Milledgeville, Georgia, March 14, 1996; **Home:** Atlanta, Georgia

**Bats:** Right; **Throws:** Right; **Height:** 6-0; **Weight:** 183

**Obtained:** Selected in the 23<sup>rd</sup> round of the 2017 First Year Player Draft

Drafted out of Missouri Baptist College as a junior...signed by Al Skorupa.

| Year                       | Club        | W        | L        | ERA         | G         | GS       | CG       | SHO      | SV       | IP          | H         | R         | ER        | HR       | HB        | BB        | IBB      | SO        | WP        | BK       |
|----------------------------|-------------|----------|----------|-------------|-----------|----------|----------|----------|----------|-------------|-----------|-----------|-----------|----------|-----------|-----------|----------|-----------|-----------|----------|
| 2017                       | AZL A's (R) | 0        | 0        | 3.60        | 2         | 0        | 0        | 0        | 0        | 5.0         | 2         | 2         | 2         | 0        | 1         | 0         | 0        | 4         | 2         | 0        |
|                            | Vermont (A) | 1        | 2        | 3.29        | 11        | 1        | 0        | 0        | 0        | 13.2        | 10        | 6         | 5         | 0        | 1         | 11        | 0        | 15        | 4         | 0        |
| 2018                       | AZL A's (R) | 1        | 0        | 4.44        | 16        | 0        | 0        | 0        | 0        | 24.1        | 22        | 14        | 12        | 0        | 3         | 17        | 0        | 26        | 5         | 0        |
| 2019                       | AZL A's (R) | 2        | 2        | 9.59        | 15        | 3        | 0        | 0        | 0        | 25.1        | 34        | 34        | 27        | 0        | 7         | 27        | 0        | 25        | 7         | 0        |
| <b>Minor League Totals</b> |             | <b>4</b> | <b>4</b> | <b>6.06</b> | <b>44</b> | <b>4</b> | <b>0</b> | <b>0</b> | <b>0</b> | <b>68.1</b> | <b>68</b> | <b>56</b> | <b>46</b> | <b>0</b> | <b>12</b> | <b>55</b> | <b>0</b> | <b>70</b> | <b>18</b> | <b>0</b> |

### MITCHELL ANDREW JORDAN

RHP

**Born:** Orlando, Florida, April 10, 1995; **Home:** North Longwood, Florida

**Bats:** Right; **Throws:** Right; **Height:** 6-1; **Weight:** 210

**Obtained:** Selected in the 10<sup>th</sup> round of the 2016 First-Year Player Draft

Graduated from Lake Brantley HS (FL)...played collegiately at Stetson, where he was Second Team All-Atlantic Sun Conference as a sophomore...signed by Trevor Schaffer...finished 2018 second in the organization in ERA (2.67), tied for seventh in wins (8) and tied for third in complete games (1)...in 2019, ranked second in the organization in strikeouts (135) and innings pitched (144.2) and tied for second in wins (10)...was a 2019 California League Midseason All-Star.

| Year                       | Club         | W         | L         | ERA         | G         | GS        | CG       | SHO      | SV       | IP           | H          | R          | ER         | HR        | HB        | BB         | IBB      | SO         | WP        | BK       |
|----------------------------|--------------|-----------|-----------|-------------|-----------|-----------|----------|----------|----------|--------------|------------|------------|------------|-----------|-----------|------------|----------|------------|-----------|----------|
| 2016                       | AZL A's (R)  | 1         | 1         | 3.08        | 12        | 11        | 0        | 0        | 0        | 38.0         | 39         | 14         | 13         | 2         | 4         | 8          | 0        | 33         | 2         | 0        |
|                            | Stockton (A) | 1         | 0         | 6.43        | 2         | 1         | 0        | 0        | 0        | 7.0          | 7          | 5          | 5          | 2         | 1         | 4          | 0        | 5          | 0         | 0        |
| 2017                       | Beloit (A)   | 2         | 10        | 5.78        | 25        | 7         | 0        | 0        | 1        | 76.1         | 97         | 52         | 49         | 12        | 1         | 31         | 1        | 66         | 7         | 0        |
| 2018                       | Beloit (A)   | 8         | 4         | 2.67        | 25        | 19        | 1        | 0        | 0        | 124.2        | 110        | 40         | 37         | 9         | 7         | 34         | 0        | 105        | 9         | 0        |
| 2019                       | Stockton (A) | 10        | 7         | 4.41        | 27        | 22        | 0        | 0        | 0        | 140.2        | 141        | 75         | 69         | 24        | 8         | 39         | 0        | 131        | 14        | 0        |
|                            | Midland (AA) | 0         | 0         | 6.75        | 1         | 1         | 0        | 0        | 0        | 4.0          | 3          | 3          | 3          | 1         | 0         | 4          | 0        | 4          | 1         | 0        |
| <b>Minor League Totals</b> |              | <b>22</b> | <b>22</b> | <b>4.05</b> | <b>92</b> | <b>61</b> | <b>1</b> | <b>0</b> | <b>1</b> | <b>390.2</b> | <b>397</b> | <b>189</b> | <b>176</b> | <b>50</b> | <b>21</b> | <b>120</b> | <b>1</b> | <b>344</b> | <b>33</b> | <b>0</b> |

### JORGE MIGUEL JUAN (ALMONTE)

RHP

**Born:** Payita, Dominican Republic, March 6, 1999; **Home:** Payita, Dominican Republic

**Bats:** Right; **Throws:** Right; **Height:** 6-8; **Weight:** 200

**Obtained:** Signed as a free agent to a minor league contract on July 17, 2017

Signed by Juan C. De La Cruz.

| Year                       | Club        | W        | L         | ERA         | G         | GS        | CG       | SHO      | SV       | IP          | H         | R         | ER        | HR       | HB        | BB        | IBB      | SO        | WP        | BK       |
|----------------------------|-------------|----------|-----------|-------------|-----------|-----------|----------|----------|----------|-------------|-----------|-----------|-----------|----------|-----------|-----------|----------|-----------|-----------|----------|
| 2018                       | DSL A's (R) | 0        | 5         | 2.51        | 15        | 6         | 0        | 0        | 0        | 43.0        | 32        | 18        | 12        | 0        | 11        | 24        | 0        | 48        | 13        | 0        |
| 2019                       | AZL A's (R) | 1        | 5         | 7.29        | 13        | 6         | 0        | 0        | 0        | 33.1        | 32        | 34        | 27        | 1        | 5         | 33        | 0        | 36        | 14        | 1        |
| <b>Minor League Totals</b> |             | <b>1</b> | <b>10</b> | <b>4.60</b> | <b>28</b> | <b>12</b> | <b>0</b> | <b>0</b> | <b>0</b> | <b>76.1</b> | <b>64</b> | <b>52</b> | <b>39</b> | <b>1</b> | <b>16</b> | <b>57</b> | <b>0</b> | <b>84</b> | <b>27</b> | <b>1</b> |

### RAFAEL ANTONIO KELLY

RHP

**Born:** Samana, Dominican Republic, June 9, 1997; **Home:** Samana, Dominican Republic

**Bats:** Right; **Throws:** Right; **Height:** 6-2; **Weight:** 190

**Obtained:** Signed as a free agent to a minor league contract on July 1, 2016

Signed by Juan C. De La Cruz...finished 2019 second in the organization with a 3.35 ERA.

| Year                       | Club         | W         | L         | ERA         | G         | GS        | CG       | SHO      | SV       | IP           | H          | R          | ER        | HR        | HB        | BB        | IBB      | SO         | WP        | BK       |
|----------------------------|--------------|-----------|-----------|-------------|-----------|-----------|----------|----------|----------|--------------|------------|------------|-----------|-----------|-----------|-----------|----------|------------|-----------|----------|
| 2017                       | DSL A's (R)  | 4         | 1         | 2.53        | 10        | 6         | 0        | 0        | 0        | 42.2         | 28         | 16         | 12        | 1         | 4         | 10        | 0        | 47         | 3         | 0        |
|                            | AZL A's (R)  | 1         | 2         | 2.38        | 6         | 2         | 0        | 0        | 0        | 22.2         | 20         | 9          | 6         | 1         | 0         | 2         | 0        | 23         | 2         | 0        |
| 2018                       | Vermont (A)  | 5         | 6         | 4.59        | 14        | 10        | 0        | 0        | 0        | 68.2         | 65         | 40         | 35        | 7         | 6         | 27        | 1        | 59         | 4         | 0        |
| 2019                       | Vermont (A)  | 1         | 0         | 5.40        | 1         | 1         | 0        | 0        | 0        | 5.0          | 5          | 3          | 3         | 0         | 1         | 1         | 0        | 6          | 0         | 0        |
|                            | Beloit (A)   | 5         | 4         | 2.81        | 13        | 8         | 0        | 0        | 1        | 57.2         | 48         | 26         | 18        | 6         | 0         | 11        | 0        | 50         | 4         | 1        |
|                            | Stockton (A) | 0         | 1         | 4.15        | 6         | 5         | 0        | 0        | 0        | 26.0         | 27         | 15         | 12        | 3         | 1         | 9         | 0        | 20         | 0         | 0        |
| <b>Minor League Totals</b> |              | <b>16</b> | <b>14</b> | <b>3.48</b> | <b>50</b> | <b>32</b> | <b>0</b> | <b>0</b> | <b>1</b> | <b>222.2</b> | <b>193</b> | <b>109</b> | <b>86</b> | <b>18</b> | <b>12</b> | <b>60</b> | <b>1</b> | <b>205</b> | <b>13</b> | <b>1</b> |

**Born:** LaPorte, Indiana, March 6, 1996; **Home:** Raleigh, North Carolina  
**Bats:** Left; **Throws:** Right; **Height:** 6-1; **Weight:** 210  
**Obtained:** Selected in the 31<sup>st</sup> round of the 2019 First Year Player Draft

Signed out of Western Carolina University by William Avent...was named First-Team All-Southern Conference in the outfield and was named Collegiate Baseball National Player of the Week for the week of April 8.

| Year                       | Club        | AVG.        | G         | AB         | R         | H         | 2B        | 3B       | HR       | RBI       | SH       | SF       | HP       | BB        | SO        | SB       | CS       | SLG         | OBP         | E        |
|----------------------------|-------------|-------------|-----------|------------|-----------|-----------|-----------|----------|----------|-----------|----------|----------|----------|-----------|-----------|----------|----------|-------------|-------------|----------|
| 2019                       | AZL A's (R) | .249        | 45        | 169        | 20        | 42        | 12        | 2        | 1        | 22        | 3        | 0        | 2        | 22        | 44        | 9        | 0        | .361        | .342        | 4        |
| <b>Minor League Totals</b> |             | <b>.249</b> | <b>45</b> | <b>169</b> | <b>20</b> | <b>42</b> | <b>12</b> | <b>2</b> | <b>1</b> | <b>22</b> | <b>3</b> | <b>0</b> | <b>2</b> | <b>22</b> | <b>44</b> | <b>9</b> | <b>0</b> | <b>.361</b> | <b>.342</b> | <b>4</b> |

**JARED TYLER KOENIG**

**Born:** San Jose, California, January 24, 1994; **Home:** Aptos, California  
**Bats:** Right; **Throws:** Left; **Height:** 6-5; **Weight:** 235  
**Obtained:** Signed as a free agent, January 14, 2020

Was drafted by the Chicago White Sox in the 35th round in 2014 out of Central Arizona College but did not sign...also attended Cal State Monterey Bay and Old Dominion...pitched in independent leagues from 2017-19.

| Year                      | Club                     | W         | L         | ERA         | G         | GS        | CG       | SHO      | SV       | IP           | H          | R          | ER         | HR        | HB        | BB         | IBB      | SO         | WP        | BK       |
|---------------------------|--------------------------|-----------|-----------|-------------|-----------|-----------|----------|----------|----------|--------------|------------|------------|------------|-----------|-----------|------------|----------|------------|-----------|----------|
| 2017                      | Monterey (Pecos)         | 2         | 2         | 3.68        | 5         | 5         | 1        | 0        | 0        | 29.1         | 20         | 13         | 12         | 1         | 0         | 16         | 0        | 40         | 2         | 0        |
|                           | Salina (Amer. Assoc.)    | 1         | 4         | 7.06        | 5         | 5         | 0        | 0        | 0        | 21.2         | 25         | 20         | 17         | 2         | 1         | 16         | 0        | 6          | 1         | 0        |
|                           | San Rafael (Pac. Assoc.) | 1         | 1         | 4.91        | 3         | 3         | 0        | 0        | 0        | 14.2         | 20         | 10         | 8          | 1         | 1         | 7          | 0        | 16         | 0         | 0        |
| 2018                      | San Rafael (Pac. Assoc.) | 11        | 1         | 3.54        | 16        | 16        | 0        | 0        | 0        | 96.2         | 77         | 47         | 38         | 8         | 6         | 51         | 0        | 140        | 4         | 0        |
| 2019                      | Lake Erie (Frontier)     | 7         | 2         | 2.24        | 20        | 18        | 1        | 0        | 0        | 104.1        | 87         | 37         | 26         | 6         | 6         | 34         | 0        | 133        | 3         | 0        |
| <b>Independent Totals</b> |                          | <b>22</b> | <b>10</b> | <b>3.41</b> | <b>49</b> | <b>47</b> | <b>2</b> | <b>0</b> | <b>0</b> | <b>266.2</b> | <b>229</b> | <b>127</b> | <b>101</b> | <b>18</b> | <b>14</b> | <b>124</b> | <b>0</b> | <b>335</b> | <b>10</b> | <b>0</b> |

**JASON WILLIAM KRIZAN**

**Born:** Austin, Texas, June 28, 1989; **Home:** Pflugerville, Texas  
**Bats:** Left; **Throws:** Right; **Height:** 6-0; **Weight:** 205  
**Obtained:** Selected from the New York Mets in the Triple-A phase of the 2019 Rule 5 Draft

Originally selected in the eighth round of the 2011 First-Year Player draft by Detroit...signed with the Mets as a free agent to a minor league deal on December 17, 2018.

| Year                       | Club              | AVG.        | G           | AB          | R          | H          | 2B         | 3B        | HR        | RBI        | SH        | SF        | HP       | BB         | SO         | SB        | CS        | SLG         | OBP         | E         |
|----------------------------|-------------------|-------------|-------------|-------------|------------|------------|------------|-----------|-----------|------------|-----------|-----------|----------|------------|------------|-----------|-----------|-------------|-------------|-----------|
| 2011                       | West Michigan (A) | .239        | 53          | 184         | 13         | 44         | 4          | 1         | 3         | 19         | 7         | 0         | 1        | 13         | 30         | 1         | 1         | .321        | .293        | 2         |
| 2012                       | West Michigan (A) | .244        | 110         | 365         | 38         | 89         | 20         | 1         | 4         | 40         | 5         | 5         | 1        | 50         | 48         | 5         | 3         | .337        | .333        | 4         |
| 2013                       | Lakeland (A)      | .288        | 116         | 399         | 48         | 115        | 21         | 5         | 4         | 52         | 3         | 3         | 5        | 62         | 44         | 1         | 1         | .396        | .388        | 3         |
| 2014                       | Erie (AA)         | .293        | 124         | 464         | 68         | 136        | 31         | 2         | 7         | 56         | 3         | 4         | 1        | 53         | 47         | 14        | 7         | .414        | .364        | 2         |
| 2015                       | Erie (AA)         | .266        | 114         | 414         | 53         | 110        | 22         | 2         | 8         | 53         | 5         | 5         | 0        | 51         | 43         | 13        | 5         | .386        | .343        | 4         |
|                            | Toledo (AAA)      | .169        | 20          | 71          | 7          | 12         | 1          | 0         | 0         | 5          | 2         | 2         | 0        | 7          | 15         | 0         | 1         | .183        | .238        | 0         |
| 2016                       | Erie (AA)         | .292        | 95          | 356         | 46         | 104        | 24         | 6         | 9         | 55         | 0         | 5         | 0        | 45         | 27         | 2         | 3         | .469        | .367        | 2         |
|                            | Toledo (AAA)      | .300        | 32          | 100         | 12         | 30         | 7          | 0         | 1         | 10         | 0         | 0         | 0        | 11         | 14         | 0         | 1         | .400        | .369        | 1         |
| 2017                       | Erie (AA)         | .393        | 14          | 56          | 10         | 22         | 4          | 0         | 4         | 14         | 0         | 2         | 0        | 8          | 3          | 2         | 1         | .679        | .455        | 0         |
|                            | Toledo (AAA)      | .264        | 107         | 371         | 41         | 98         | 22         | 4         | 4         | 37         | 1         | 2         | 0        | 40         | 53         | 4         | 5         | .377        | .334        | 4         |
| 2018                       | Toledo (AAA)      | .250        | 106         | 368         | 49         | 92         | 19         | 2         | 8         | 55         | 0         | 1         | 0        | 46         | 67         | 4         | 0         | .378        | .333        | 6         |
| 2019                       | Binghamton (AA)   | .257        | 97          | 323         | 36         | 83         | 22         | 1         | 12        | 54         | 3         | 2         | 1        | 38         | 36         | 0         | 0         | .443        | .335        | 2         |
|                            | Syracuse (AAA)    | .365        | 20          | 63          | 15         | 23         | 9          | 0         | 2         | 11         | 1         | 0         | 0        | 12         | 9          | 1         | 0         | .603        | .467        | 0         |
| <b>Minor League Totals</b> |                   | <b>.271</b> | <b>1008</b> | <b>3534</b> | <b>436</b> | <b>958</b> | <b>206</b> | <b>24</b> | <b>66</b> | <b>461</b> | <b>30</b> | <b>31</b> | <b>9</b> | <b>436</b> | <b>436</b> | <b>47</b> | <b>28</b> | <b>.399</b> | <b>.350</b> | <b>30</b> |

**TRAYSON CAL CHIKARA KUBO**

**Born:** Waipahu, Hawaii, September 26, 1997; **Home:** Waipahu, Hawaii  
**Bats:** Right; **Throws:** Right; **Height:** 6-0; **Weight:** 185  
**Obtained:** Selected in the 24<sup>th</sup> round of the 2019 First Year Player Draft

Signed out of Stephen F. Austin State University by Stephen Cohen.

| Year                       | Club        | W        | L        | ERA         | G         | GS       | CG       | SHO      | SV       | IP          | H         | R         | ER        | HR       | HB       | BB        | IBB      | SO        | WP       | BK       |
|----------------------------|-------------|----------|----------|-------------|-----------|----------|----------|----------|----------|-------------|-----------|-----------|-----------|----------|----------|-----------|----------|-----------|----------|----------|
| 2019                       | AZL A's (R) | 0        | 2        | 8.84        | 11        | 5        | 0        | 0        | 1        | 18.1        | 27        | 23        | 18        | 2        | 0        | 12        | 0        | 28        | 3        | 0        |
| <b>Minor League Totals</b> |             | <b>0</b> | <b>2</b> | <b>8.84</b> | <b>11</b> | <b>5</b> | <b>0</b> | <b>0</b> | <b>1</b> | <b>18.1</b> | <b>27</b> | <b>23</b> | <b>18</b> | <b>2</b> | <b>0</b> | <b>12</b> | <b>0</b> | <b>28</b> | <b>3</b> | <b>0</b> |

## Organizational Players, continued

### JESUS ALEJANDRO LAGE (SISO) RHP

**Born:** Valencia, Venezuela, December 1, 1997; **Home:** Valencia, Venezuela

**Bats:** Switch; **Throws:** Right; **Height:** 6-0; **Weight:** 175

**Obtained:** Signed as a non-drafted free agent, July 4, 2014

Signed by Juan C. De La Cruz, Amauris Reyes and Pablo Marmol...moved from the infield to the mound in 2019.

| Year                       | Club         | AVG.        | G          | AB         | R         | H          | 2B        | 3B       | HR       | RBI       | SH        | SF       | HP        | BB        | SO         | SB        | CS        | SLG         | OBP         | E         |
|----------------------------|--------------|-------------|------------|------------|-----------|------------|-----------|----------|----------|-----------|-----------|----------|-----------|-----------|------------|-----------|-----------|-------------|-------------|-----------|
| 2015                       | DSL A's (R)  | .176        | 48         | 159        | 15        | 28         | 3         | 1        | 0        | 19        | 4         | 1        | 6         | 17        | 41         | 9         | 6         | .209        | .279        | 18        |
| 2016                       | AZL A's (R)  | .172        | 32         | 116        | 20        | 20         | 4         | 2        | 0        | 11        | 2         | 0        | 3         | 13        | 42         | 4         | 1         | .241        | .273        | 14        |
|                            | Vermont (A)  | .333        | 3          | 9          | 1         | 3          | 0         | 0        | 0        | 0         | 0         | 0        | 0         | 0         | 4          | 2         | 0         | .333        | .333        | 2         |
| 2017                       | Vermont (A)  | .233        | 47         | 159        | 18        | 37         | 8         | 3        | 1        | 16        | 3         | 1        | 3         | 5         | 52         | 2         | 3         | .340        | .268        | 14        |
| 2018                       | Vermont (A)  | .222        | 7          | 18         | 4         | 4          | 1         | 0        | 0        | 1         | 0         | 0        | 1         | 3         | 4          | 0         | 0         | .278        | .364        | 2         |
|                            | Beloit (A)   | .191        | 29         | 89         | 11        | 17         | 2         | 0        | 2        | 14        | 3         | 1        | 1         | 13        | 31         | 1         | 0         | .281        | .298        | 9         |
|                            | Stockton (A) | .132        | 16         | 53         | 3         | 7          | 1         | 0        | 1        | 2         | 0         | 0        | 0         | 1         | 23         | 1         | 1         | .208        | .148        | 5         |
| <b>Minor League Totals</b> |              | <b>.192</b> | <b>184</b> | <b>603</b> | <b>72</b> | <b>116</b> | <b>19</b> | <b>6</b> | <b>4</b> | <b>63</b> | <b>12</b> | <b>3</b> | <b>14</b> | <b>52</b> | <b>197</b> | <b>19</b> | <b>11</b> | <b>.264</b> | <b>.271</b> | <b>64</b> |

| Year                       | Club        | W        | L        | ERA         | G         | GS       | CG       | SHO      | SV       | IP          | H         | R         | ER        | HR       | HB       | BB        | IBB      | SO        | WP       | BK       |
|----------------------------|-------------|----------|----------|-------------|-----------|----------|----------|----------|----------|-------------|-----------|-----------|-----------|----------|----------|-----------|----------|-----------|----------|----------|
| 2015                       | DSL A's (R) | 0        | 0        | --          | 1         | 0        | 0        | 0        | 0        | 0.0         | 2         | 1         | 1         | 0        | 0        | 0         | 0        | 0         | 0        | 0        |
| 2018                       | Beloit (A)  | 0        | 0        | 0.00        | 1         | 0        | 0        | 0        | 0        | 0.1         | 1         | 0         | 0         | 0        | 0        | 0         | 0        | 0         | 0        | 1        |
| 2019                       | AZL A's (R) | 4        | 0        | 5.61        | 18        | 1        | 0        | 0        | 0        | 25.2        | 26        | 18        | 16        | 1        | 8        | 15        | 0        | 27        | 4        | 1        |
| <b>Minor League Totals</b> |             | <b>4</b> | <b>0</b> | <b>5.88</b> | <b>20</b> | <b>1</b> | <b>0</b> | <b>0</b> | <b>0</b> | <b>26.0</b> | <b>29</b> | <b>19</b> | <b>17</b> | <b>1</b> | <b>8</b> | <b>15</b> | <b>0</b> | <b>27</b> | <b>4</b> | <b>2</b> |

### DAVID MATTHEW LEAL LHP

**Born:** Houston, Texas, April 22, 1997; **Home:** Houston, Texas

**Bats:** Left; **Throws:** Left; **Height:** 6-5; **Weight:** 220

**Obtained:** Selected in the 38<sup>th</sup> round of the 2019 First Year Player Draft

Signed out of Louisiana Tech University by Kelcey Mucker...earned Second-Team All-Louisiana and All-Conference USA honors in 2018.

| Year                       | Club        | W        | L        | ERA         | G         | GS       | CG       | SHO      | SV       | IP          | H         | R         | ER       | HR       | HB       | BB       | IBB      | SO        | WP       | BK       |
|----------------------------|-------------|----------|----------|-------------|-----------|----------|----------|----------|----------|-------------|-----------|-----------|----------|----------|----------|----------|----------|-----------|----------|----------|
| 2019                       | DSL A's (R) | 6        | 0        | 1.43        | 15        | 0        | 0        | 0        | 0        | 37.2        | 21        | 9         | 6        | 0        | 4        | 3        | 0        | 50        | 2        | 0        |
|                            | AZL A's (A) | 0        | 0        | 4.50        | 1         | 1        | 0        | 0        | 0        | 4.0         | 4         | 2         | 2        | 0        | 0        | 1        | 0        | 2         | 0        | 0        |
| <b>Minor League Totals</b> |             | <b>6</b> | <b>0</b> | <b>1.73</b> | <b>16</b> | <b>1</b> | <b>0</b> | <b>0</b> | <b>0</b> | <b>41.2</b> | <b>25</b> | <b>11</b> | <b>8</b> | <b>0</b> | <b>4</b> | <b>4</b> | <b>0</b> | <b>52</b> | <b>2</b> | <b>0</b> |

### JAIMITO LEBRON (LORENZO) RHP

**Born:** Banica, Dominican Republic, October 20, 1996; **Home:** Santo Domingo, Dominican Republic

**Bats:** Right; **Throws:** Right; **Height:** 6-2; **Weight:** 206

**Obtained:** Selected in the 2017 minor league Rule 5 draft from San Diego

Graduated from Dowington West HS (PA)...transferred to Clemson after one season at Temple...logged a 2.89 ERA in three seasons with Clemson.

| Year                       | Club                     | W        | L        | ERA         | G         | GS        | CG       | SHO      | SV       | IP           | H          | R          | ER         | HR       | HB        | BB        | IBB      | SO         | WP        | BK       |
|----------------------------|--------------------------|----------|----------|-------------|-----------|-----------|----------|----------|----------|--------------|------------|------------|------------|----------|-----------|-----------|----------|------------|-----------|----------|
| 2014                       | DSL Padres (R)           | 0        | 0        | 1.50        | 2         | 2         | 0        | 0        | 0        | 6.0          | 4          | 3          | 1          | 0        | 0         | 2         | 0        | 7          | 1         | 0        |
|                            | AZL Padres (R)           | 1        | 3        | 7.58        | 12        | 8         | 0        | 0        | 0        | 38.0         | 57         | 38         | 32         | 4        | 6         | 17        | 0        | 26         | 8         | 2        |
| 2015                       | DSL Padres (R)           | 0        | 1        | 6.43        | 6         | 4         | 0        | 0        | 0        | 7.0          | 9          | 5          | 5          | 0        | 2         | 2         | 0        | 3          | 2         | 0        |
|                            | AZL Padres (R)           | 0        | 0        | 6.00        | 5         | 0         | 0        | 0        | 0        | 6.0          | 4          | 5          | 4          | 0        | 2         | 2         | 0        | 3          | 1         | 0        |
| 2016                       | (Injured — did not play) |          |          |             |           |           |          |          |          |              |            |            |            |          |           |           |          |            |           |          |
| 2017                       | AZL Padres (R)           | 1        | 2        | 9.72        | 16        | 1         | 0        | 0        | 0        | 25.0         | 43         | 37         | 27         | 0        | 6         | 13        | 0        | 26         | 6         | 3        |
| 2018                       | Vermont (A)              | 1        | 0        | 2.50        | 10        | 0         | 0        | 0        | 2        | 18.0         | 8          | 5          | 5          | 0        | 3         | 9         | 0        | 21         | 2         | 1        |
|                            | Beloit (A)               | 0        | 0        | 6.55        | 10        | 0         | 0        | 0        | 1        | 11.0         | 12         | 8          | 8          | 2        | 0         | 14        | 0        | 7          | 2         | 0        |
| 2019                       | Beloit (A)               | 2        | 1        | 3.86        | 35        | 1         | 0        | 0        | 0        | 51.1         | 50         | 27         | 22         | 2        | 6         | 24        | 0        | 50         | 3         | 2        |
| <b>Minor League Totals</b> |                          | <b>5</b> | <b>7</b> | <b>5.77</b> | <b>96</b> | <b>16</b> | <b>0</b> | <b>0</b> | <b>3</b> | <b>162.1</b> | <b>187</b> | <b>128</b> | <b>104</b> | <b>8</b> | <b>25</b> | <b>83</b> | <b>0</b> | <b>143</b> | <b>25</b> | <b>8</b> |

### TRACE BRADLEY LOEHR IF

**Born:** Portland, Oregon, May 23, 1995; **Home:** Milwaukie, Oregon

**Bats:** Left; **Throws:** Right; **Height:** 5-10; **Weight:** 185

**Obtained:** Selected in the sixth round of the 2014 First-Year Player Draft

Graduated from Rex Putnam HS (OR)...won two consecutive Player of the Year honors in Oregon's Class 5A in 2013 and 2014...had committed to play at Oregon State before signing with the A's...signed by Jim Coffman...in 2016, tied for third among A's farmhands in triples and was named Midwest League Player of the Week for the week of Aug. 22-28...finished 2019 ranked fifth in the organization in batting average (.295), tied for seventh in runs (65), tied for eighth in hits (114) and 10<sup>th</sup> in on-base percentage (.352).

| Year                       | Club            | AVG.        | G          | AB          | R          | H          | 2B        | 3B        | HR        | RBI        | SH        | SF        | HP        | BB         | SO         | SB        | CS        | SLG         | OBP         | E         |
|----------------------------|-----------------|-------------|------------|-------------|------------|------------|-----------|-----------|-----------|------------|-----------|-----------|-----------|------------|------------|-----------|-----------|-------------|-------------|-----------|
| 2014                       | AZL A's (R)     | .244        | 41         | 160         | 22         | 39         | 3         | 2         | 0         | 14         | 1         | 0         | 1         | 15         | 31         | 6         | 2         | .288        | .313        | 10        |
| 2015                       | Vermont (A)     | .264        | 67         | 254         | 33         | 67         | 6         | 1         | 2         | 31         | 0         | 2         | 3         | 21         | 41         | 4         | 4         | .319        | .325        | 9         |
| 2016                       | Beloit (A)      | .249        | 103        | 357         | 35         | 89         | 19        | 7         | 1         | 30         | 6         | 1         | 2         | 20         | 77         | 13        | 6         | .350        | .292        | 21        |
| 2017                       | Beloit (A)      | .267        | 94         | 363         | 47         | 97         | 10        | 8         | 3         | 36         | 7         | 2         | 0         | 19         | 63         | 10        | 6         | .364        | .302        | 14        |
| 2018                       | Beloit (A)      | .286        | 69         | 252         | 38         | 72         | 14        | 2         | 3         | 22         | 6         | 3         | 2         | 27         | 47         | 15        | 6         | .393        | .356        | 3         |
|                            | Stockton (A)    | .259        | 49         | 193         | 18         | 50         | 12        | 1         | 0         | 11         | 1         | 1         | 0         | 11         | 47         | 1         | 1         | .332        | .298        | 3         |
| 2019                       | Stockton (A)    | .291        | 93         | 350         | 54         | 102        | 20        | 3         | 3         | 40         | 0         | 2         | 3         | 30         | 71         | 10        | 7         | .391        | .351        | 11        |
|                            | Las Vegas (AAA) | .333        | 15         | 36          | 11         | 12         | 2         | 0         | 2         | 5          | 0         | 0         | 0         | 2          | 7          | 0         | 0         | .556        | .368        | 0         |
| <b>Minor League Totals</b> |                 | <b>.269</b> | <b>531</b> | <b>1965</b> | <b>258</b> | <b>528</b> | <b>86</b> | <b>24</b> | <b>14</b> | <b>189</b> | <b>21</b> | <b>11</b> | <b>11</b> | <b>145</b> | <b>384</b> | <b>59</b> | <b>32</b> | <b>.358</b> | <b>.321</b> | <b>71</b> |

**HANSEN MIGUEL LOPEZ (PERALTA)**

C

**Born:** Culiacán Rosales, Mexico, July 3, 2000; **Home:** Culiacán Rosales, Mexico  
**Bats:** Right; **Throws:** Right; **Height:** 5-9; **Weight:** 170  
**Obtained:** Signed as a free agent to a minor league deal on July 3, 2017

Signed by Juan Mosquera.

| Year                       | Club        | AVG.        | G         | AB         | R         | H         | 2B       | 3B       | HR       | RBI       | SH       | SF       | HP       | BB        | SO        | SB       | CS       | SLG         | OBP         | E        |
|----------------------------|-------------|-------------|-----------|------------|-----------|-----------|----------|----------|----------|-----------|----------|----------|----------|-----------|-----------|----------|----------|-------------|-------------|----------|
| 2018                       | DSL A's (R) | .146        | 33        | 89         | 12        | 13        | 3        | 1        | 0        | 2         | 1        | 1        | 4        | 8         | 33        | 1        | 1        | .202        | .245        | 4        |
| 2019                       | AZL A's (R) | .236        | 32        | 110        | 11        | 26        | 4        | 3        | 1        | 16        | 0        | 2        | 0        | 7         | 49        | 1        | 0        | .355        | .277        | 4        |
| <b>Minor League Totals</b> |             | <b>.196</b> | <b>65</b> | <b>199</b> | <b>23</b> | <b>39</b> | <b>7</b> | <b>4</b> | <b>2</b> | <b>18</b> | <b>1</b> | <b>3</b> | <b>4</b> | <b>15</b> | <b>82</b> | <b>2</b> | <b>1</b> | <b>.286</b> | <b>.262</b> | <b>8</b> |

**DAVONN DONALD JUSTIN MACKEY**

OF

**Born:** Freeport, Bahamas, October 10, 2000; **Home:** Freeport, Bahamas  
**Bats:** Right; **Throws:** Right; **Height:** 6-2; **Weight:** 170  
**Obtained:** Signed as a free agent to a minor league deal on July 3, 2017

Signed by Juan Mosquera.

| Year                       | Club        | AVG.        | G         | AB         | R         | H         | 2B       | 3B       | HR       | RBI       | SH       | SF       | HP       | BB        | SO        | SB       | CS       | SLG         | OBP         | E        |
|----------------------------|-------------|-------------|-----------|------------|-----------|-----------|----------|----------|----------|-----------|----------|----------|----------|-----------|-----------|----------|----------|-------------|-------------|----------|
| 2018                       | DSL A's (R) | .111        | 58        | 135        | 18        | 15        | 2        | 1        | 1        | 10        | 3        | 0        | 3        | 25        | 68        | 9        | 4        | .163        | .264        | 5        |
| 2019                       | AZL A's (R) | .162        | 13        | 37         | 3         | 6         | 1        | 0        | 0        | 3         | 0        | 0        | 0        | 4         | 16        | 0        | 0        | .189        | .244        | 3        |
| <b>Minor League Totals</b> |             | <b>.122</b> | <b>71</b> | <b>172</b> | <b>21</b> | <b>21</b> | <b>3</b> | <b>1</b> | <b>1</b> | <b>13</b> | <b>3</b> | <b>0</b> | <b>3</b> | <b>29</b> | <b>84</b> | <b>9</b> | <b>4</b> | <b>.169</b> | <b>.260</b> | <b>8</b> |

**LESTER ALEXIS MADDEN (AGUILERA)**

OF

**Born:** La Habana, Cuba, January 19, 1999; **Home:** San Pedro de Macoris, Dominican Republic  
**Bats:** Right; **Throws:** Right; **Height:** 6-2; **Weight:** 190  
**Obtained:** Signed as a free agent to a minor league deal on November 15, 2018

Signed by Wilfredo Magallanes.

| Year                       | Club       | AVG.        | G          | AB         | R         | H         | 2B        | 3B       | HR       | RBI       | SH       | SF       | HP       | BB        | SO         | SB       | CS       | SLG         | OBP         | E        |
|----------------------------|------------|-------------|------------|------------|-----------|-----------|-----------|----------|----------|-----------|----------|----------|----------|-----------|------------|----------|----------|-------------|-------------|----------|
| 2019                       | Beloit (A) | .212        | 105        | 391        | 43        | 83        | 19        | 4        | 2        | 38        | 1        | 1        | 5        | 22        | 118        | 5        | 6        | .297        | .263        | 9        |
| <b>Minor League Totals</b> |            | <b>.212</b> | <b>105</b> | <b>391</b> | <b>43</b> | <b>83</b> | <b>19</b> | <b>4</b> | <b>2</b> | <b>38</b> | <b>1</b> | <b>1</b> | <b>5</b> | <b>22</b> | <b>118</b> | <b>5</b> | <b>6</b> | <b>.297</b> | <b>.263</b> | <b>9</b> |

**MANUEL LISANDRO MANZANILLO (SANTANA)**

RHP

**Born:** San Pedro de Macoris, Dominican Republic, March 21, 1998; **Home:** San Pedro de Macoris, Dominican Republic  
**Bats:** Right; **Throws:** Right; **Height:** 5-10; **Weight:** 170  
**Obtained:** Signed as a free agent to a minor league deal on December 19, 2016

Signed by Juan C. De La Cruz.

| Year                       | Club        | W        | L        | ERA         | G         | GS       | CG       | SHO      | SV       | IP          | H         | R         | ER        | HR       | HB        | BB        | IBB      | SO         | WP        | BK       |
|----------------------------|-------------|----------|----------|-------------|-----------|----------|----------|----------|----------|-------------|-----------|-----------|-----------|----------|-----------|-----------|----------|------------|-----------|----------|
| 2017                       | DSL A's (R) | 3        | 3        | 4.72        | 8         | 1        | 0        | 0        | 0        | 47.2        | 42        | 29        | 25        | 1        | 10        | 27        | 0        | 41         | 9         | 0        |
| 2018                       | DSL A's (R) | 1        | 0        | 3.12        | 19        | 0        | 0        | 0        | 4        | 26.0        | 19        | 15        | 9         | 1        | 3         | 19        | 0        | 34         | 7         | 0        |
| 2019                       | AZL A's (R) | 1        | 4        | 7.11        | 17        | 0        | 0        | 0        | 0        | 25.1        | 37        | 28        | 20        | 2        | 1         | 17        | 0        | 27         | 10        | 1        |
| <b>Minor League Totals</b> |             | <b>5</b> | <b>7</b> | <b>4.91</b> | <b>50</b> | <b>8</b> | <b>1</b> | <b>0</b> | <b>4</b> | <b>99.0</b> | <b>98</b> | <b>72</b> | <b>54</b> | <b>4</b> | <b>14</b> | <b>63</b> | <b>0</b> | <b>102</b> | <b>26</b> | <b>1</b> |

PLAYER DEVELOPMENT

## Organizational Players, continued

### ERIC YOEL MARINEZ (PEREZ)

RHP

**Born:** Sabana Grande de Palenque, Dominican Republic, September 12, 1995; **Home:** Palenque, Dominican Republic

**Bats:** Switch; **Throws:** Right; **Height:** 6-2; **Weight:** 201

**Obtained:** Signed as a non-drafted free agent on November 8, 2012

Signed by Raymond Abreu...moved from the infield to the mound in 2019.

| Year                       | Club         | AVG.        | G          | AB          | R          | H          | 2B        | 3B        | HR       | RBI        | SH        | SF        | HP       | BB        | SO         | SB        | CS        | SLG         | OBP         | E          |
|----------------------------|--------------|-------------|------------|-------------|------------|------------|-----------|-----------|----------|------------|-----------|-----------|----------|-----------|------------|-----------|-----------|-------------|-------------|------------|
| 2013                       | DSL A's (R)  | .246        | 51         | 171         | 18         | 42         | 12        | 3         | 0        | 17         | 1         | 4         | 1        | 12        | 53         | 1         | 4         | .351        | .293        | 26         |
| 2014                       | DSL A's (R)  | .202        | 66         | 242         | 23         | 49         | 11        | 2         | 1        | 26         | 6         | 2         | 0        | 17        | 70         | 3         | 5         | .277        | .253        | 21         |
| 2015                       | AZL A's (R)  | .241        | 47         | 158         | 17         | 38         | 6         | 2         | 0        | 18         | 1         | 4         | 0        | 16        | 33         | 2         | 0         | .304        | .303        | 15         |
| 2016                       | Vermont (A)  | .251        | 60         | 235         | 18         | 59         | 10        | 3         | 1        | 19         | 0         | 2         | 0        | 4         | 47         | 1         | 5         | .332        | .261        | 15         |
| 2017                       | Beloit (A)   | .278        | 114        | 410         | 40         | 114        | 18        | 3         | 3        | 30         | 4         | 2         | 1        | 39        | 86         | 6         | 2         | .359        | .341        | 28         |
| 2018                       | Stockton (A) | .226        | 36         | 124         | 13         | 28         | 6         | 3         | 0        | 6          | 0         | 0         | 1        | 10        | 40         | 1         | 1         | .323        | .289        | 4          |
|                            | Midland (AA) | .143        | 5          | 14          | 1          | 2          | 0         | 0         | 0        | 0          | 0         | 0         | 0        | 0         | 6          | 0         | 0         | .143        | .143        | 0          |
| <b>Minor League Totals</b> |              | <b>.245</b> | <b>381</b> | <b>1354</b> | <b>130</b> | <b>332</b> | <b>63</b> | <b>16</b> | <b>5</b> | <b>116</b> | <b>12</b> | <b>14</b> | <b>3</b> | <b>98</b> | <b>335</b> | <b>14</b> | <b>17</b> | <b>.326</b> | <b>.295</b> | <b>109</b> |

| Year                       | Club         | W        | L        | ERA         | G         | GS       | CG       | SHO      | SV        | IP          | H         | R         | ER        | HR       | HB       | BB        | IBB      | SO        | WP        | BK       |
|----------------------------|--------------|----------|----------|-------------|-----------|----------|----------|----------|-----------|-------------|-----------|-----------|-----------|----------|----------|-----------|----------|-----------|-----------|----------|
| 2017                       | Beloit (A)   | 0        | 0        | 0.00        | 1         | 0        | 0        | 0        | 0         | 0.1         | 0         | 0         | 0         | 0        | 0        | 0         | 0        | 1         | 0         | 0        |
| 2018                       | Stockton (A) | 0        | 0        | 16.20       | 2         | 0        | 0        | 0        | 0         | 1.2         | 4         | 3         | 3         | 1        | 0        | 1         | 0        | 4         | 1         | 0        |
| 2019                       | Beloit (A)   | 4        | 2        | 2.87        | 25        | 0        | 0        | 10       | 10        | 31.1        | 19        | 12        | 10        | 0        | 3        | 18        | 3        | 44        | 5         | 1        |
|                            | Stockton (A) | 1        | 0        | 5.40        | 20        | 0        | 0        | 1        | 30.0      | 26          | 18        | 18        | 2         | 4        | 17       | 0         | 41       | 9         | 0         |          |
| <b>Minor League Totals</b> |              | <b>5</b> | <b>2</b> | <b>4.41</b> | <b>48</b> | <b>0</b> | <b>0</b> | <b>0</b> | <b>11</b> | <b>63.1</b> | <b>49</b> | <b>33</b> | <b>31</b> | <b>3</b> | <b>7</b> | <b>36</b> | <b>3</b> | <b>90</b> | <b>15</b> | <b>1</b> |

### WYATT WESLEY MARKS

RHP

**Born:** Lafayette, Louisiana, June 28, 1995; **Home:** Lafayette, Louisiana

**Bats:** Right; **Throws:** Right; **Height:** 6-2; **Weight:** 215

**Obtained:** Selected in the 13<sup>th</sup> round of the 2017 First Year Player Draft

Graduated from St. Thomas More Catholic HS (LA)...signed by Kelcey Mucker...finished 2018 fifth in the organization with a 3.30 ERA, and second in strikeouts (159).

| Year                       | Club         | W         | L        | ERA         | G         | GS        | CG       | SHO      | SV       | IP           | H          | R         | ER        | HR        | HB       | BB        | IBB      | SO         | WP        | BK       |
|----------------------------|--------------|-----------|----------|-------------|-----------|-----------|----------|----------|----------|--------------|------------|-----------|-----------|-----------|----------|-----------|----------|------------|-----------|----------|
| 2017                       | AZL A's (R)  | 0         | 0        | 0.00        | 2         | 2         | 0        | 0        | 0        | 5.0          | 3          | 0         | 0         | 0         | 0        | 2         | 0        | 7          | 0         | 0        |
|                            | Vermont (A)  | 3         | 0        | 2.68        | 11        | 5         | 0        | 0        | 0        | 37.0         | 29         | 14        | 11        | 7         | 1        | 12        | 0        | 49         | 2         | 1        |
| 2018                       | Beloit (A)   | 5         | 6        | 3.23        | 20        | 18        | 0        | 0        | 0        | 106.0        | 90         | 44        | 38        | 8         | 3        | 35        | 0        | 127        | 11        | 2        |
|                            | Stockton (A) | 2         | 0        | 3.58        | 5         | 5         | 0        | 0        | 0        | 27.2         | 23         | 11        | 11        | 4         | 1        | 16        | 0        | 32         | 2         | 0        |
| 2019                       | Stockton (A) | 2         | 2        | 5.40        | 4         | 4         | 0        | 0        | 0        | 18.1         | 15         | 11        | 11        | 2         | 0        | 14        | 0        | 10         | 1         | 0        |
| <b>Minor League Totals</b> |              | <b>12</b> | <b>8</b> | <b>3.29</b> | <b>42</b> | <b>34</b> | <b>0</b> | <b>0</b> | <b>0</b> | <b>194.0</b> | <b>160</b> | <b>80</b> | <b>71</b> | <b>21</b> | <b>5</b> | <b>79</b> | <b>0</b> | <b>225</b> | <b>16</b> | <b>3</b> |

### DANIEL LEANDRO MARTINEZ

RHP

**Born:** Fontana, California, July 28, 1998; **Home:** Riverside, California

**Bats:** Left; **Throws:** Right; **Height:** 5-9; **Weight:** 200

**Obtained:** Selected in the 21<sup>st</sup> round of the 2018 First-Year Player Draft

Signed out of Riverside Community College by Dillon Tung.

| Year                       | Club            | W        | L        | ERA         | G         | GS       | CG       | SHO      | SV       | IP          | H         | R         | ER        | HR       | HB       | BB        | IBB      | SO        | WP       | BK       |
|----------------------------|-----------------|----------|----------|-------------|-----------|----------|----------|----------|----------|-------------|-----------|-----------|-----------|----------|----------|-----------|----------|-----------|----------|----------|
| 2018                       | AZL A's (R)     | 1        | 1        | 3.13        | 15        | 1        | 0        | 0        | 4        | 23.0        | 17        | 10        | 8         | 0        | 1        | 12        | 0        | 28        | 4        | 0        |
|                            | Nashville (AAA) | 0        | 0        | 3.00        | 1         | 0        | 0        | 0        | 0        | 3.0         | 2         | 1         | 1         | 1        | 0        | 0         | 0        | 1         | 0        | 0        |
| 2019                       | Beloit (A)      | 1        | 1        | 2.35        | 4         | 3        | 0        | 0        | 0        | 15.1        | 12        | 9         | 4         | 1        | 3        | 6         | 0        | 14        | 0        | 0        |
| <b>Minor League Totals</b> |                 | <b>2</b> | <b>2</b> | <b>2.83</b> | <b>20</b> | <b>4</b> | <b>0</b> | <b>0</b> | <b>4</b> | <b>41.1</b> | <b>31</b> | <b>20</b> | <b>13</b> | <b>2</b> | <b>4</b> | <b>18</b> | <b>0</b> | <b>43</b> | <b>4</b> | <b>0</b> |

### JORGE LUIS MARTINEZ (GONZALEZ)

LHP

**Born:** Panamá, Panama, January 5, 1996; **Home:** Panamá, Panama

**Bats:** Left; **Throws:** Left; **Height:** 6-0; **Weight:** 184

**Obtained:** Signed as a non-drafted free agent on January 3, 2014

Signed by Juan Mosquera...was a 2019 New York-Penn League Midseason All-Star.

| Year                       | Club        | W         | L         | ERA         | G         | GS       | CG       | SHO      | SV       | IP           | H          | R         | ER        | HR       | HB        | BB        | IBB      | SO         | WP        | BK       |
|----------------------------|-------------|-----------|-----------|-------------|-----------|----------|----------|----------|----------|--------------|------------|-----------|-----------|----------|-----------|-----------|----------|------------|-----------|----------|
| 2014                       | DSL A's (R) | 3         | 3         | 3.60        | 14        | 5        | 0        | 0        | 1        | 50.0         | 52         | 24        | 20        | 1        | 2         | 14        | 0        | 45         | 4         | 0        |
| 2015                       | AZL A's (R) | 1         | 1         | 4.67        | 13        | 0        | 0        | 0        | 0        | 17.1         | 19         | 11        | 9         | 0        | 0         | 7         | 0        | 20         | 2         | 0        |
| 2016                       | Vermont (A) | 0         | 1         | 6.00        | 2         | 0        | 0        | 0        | 0        | 3.0          | 4          | 3         | 2         | 1        | 1         | 0         | 0        | 4          | 0         | 0        |
| 2017                       | DSL A's (R) | 1         | 1         | 1.08        | 5         | 0        | 0        | 0        | 2        | 8.1          | 1          | 3         | 1         | 0        | 1         | 6         | 0        | 11         | 1         | 0        |
|                            | AZL A's (R) | 1         | 1         | 3.18        | 15        | 0        | 0        | 0        | 2        | 22.2         | 16         | 12        | 8         | 0        | 2         | 8         | 0        | 25         | 1         | 0        |
| 2018                       | AZL A's (R) | 3         | 2         | 6.51        | 15        | 1        | 0        | 0        | 0        | 27.2         | 30         | 23        | 20        | 3        | 2         | 13        | 0        | 28         | 4         | 0        |
| 2019                       | Vermont (A) | 5         | 2         | 3.67        | 17        | 0        | 0        | 0        | 1        | 34.1         | 31         | 17        | 14        | 2        | 5         | 15        | 1        | 47         | 6         | 0        |
| <b>Minor League Totals</b> |             | <b>14</b> | <b>11</b> | <b>4.08</b> | <b>81</b> | <b>6</b> | <b>0</b> | <b>0</b> | <b>6</b> | <b>163.1</b> | <b>153</b> | <b>93</b> | <b>74</b> | <b>7</b> | <b>13</b> | <b>63</b> | <b>1</b> | <b>180</b> | <b>18</b> | <b>0</b> |

### LUIS FERNANDO MARTINEZ (CADIZ)

RHP

**Born:** Puerto Cabello, Venezuela, March 30, 2001; **Home:** El Rangel, Venezuela

**Bats:** Right; **Throws:** Right; **Height:** 6-2; **Weight:** 170

**Obtained:** Signed as a free agent to a minor league deal on July 12, 2018

Signed by Yendri Bachelor.

| Year                       | Club        | W        | L        | ERA         | G         | GS       | CG       | SHO      | SV       | IP          | H         | R         | ER        | HR       | HB       | BB       | IBB      | SO        | WP       | BK       |
|----------------------------|-------------|----------|----------|-------------|-----------|----------|----------|----------|----------|-------------|-----------|-----------|-----------|----------|----------|----------|----------|-----------|----------|----------|
| 2019                       | AZL A's (R) | 4        | 1        | 3.02        | 15        | 4        | 0        | 0        | 0        | 41.2        | 48        | 19        | 14        | 3        | 2        | 5        | 0        | 38        | 3        | 0        |
| <b>Minor League Totals</b> |             | <b>4</b> | <b>1</b> | <b>3.02</b> | <b>15</b> | <b>4</b> | <b>0</b> | <b>0</b> | <b>0</b> | <b>41.2</b> | <b>48</b> | <b>19</b> | <b>14</b> | <b>3</b> | <b>2</b> | <b>5</b> | <b>0</b> | <b>38</b> | <b>3</b> | <b>0</b> |

### RAMON ALEXANDER MARTINEZ (SALDANA)

OF

**Born:** San Pedro de Macoris, Dominican Republic, November 17, 2001; **Home:** San Pedro de Macoris, Dominican Republic

**Bats:** Right; **Throws:** Right; **Height:** 6-0; **Weight:** 170

**Obtained:** Signed as a free agent to a minor league deal on July 2, 2018

Signed by Juan C. De La Cruz.

| Year                       | Club        | AVG.        | G         | AB         | R         | H         | 2B       | 3B       | HR       | RBI       | SH       | SF       | HP       | BB        | SO        | SB       | CS       | SLG         | OBP         | E        |
|----------------------------|-------------|-------------|-----------|------------|-----------|-----------|----------|----------|----------|-----------|----------|----------|----------|-----------|-----------|----------|----------|-------------|-------------|----------|
| 2019                       | DSL A's (R) | .230        | 19        | 61         | 7         | 14        | 2        | 0        | 2        | 5         | 1        | 0        | 0        | 6         | 21        | 4        | 2        | .361        | .299        | 2        |
|                            | AZL A's (R) | .236        | 38        | 106        | 14        | 25        | 5        | 0        | 1        | 11        | 0        | 1        | 0        | 13        | 36        | 5        | 1        | .311        | .317        | 2        |
| <b>Minor League Totals</b> |             | <b>.234</b> | <b>57</b> | <b>167</b> | <b>21</b> | <b>39</b> | <b>7</b> | <b>0</b> | <b>3</b> | <b>16</b> | <b>1</b> | <b>1</b> | <b>0</b> | <b>19</b> | <b>57</b> | <b>9</b> | <b>3</b> | <b>.329</b> | <b>.310</b> | <b>4</b> |

### SETH ANTONIO MARTINEZ

RHP

**Born:** Sierra Vista, Arizona, August 29, 1994; **Home:** Phoenix, Arizona

**Bats:** Right; **Throws:** Right; **Height:** 6-2; **Weight:** 200

**Obtained:** Selected in the 17<sup>th</sup> round of the 2016 First-Year Player Draft

Graduated from Sunrise Mountain HS (CA)...played at Arizona State and went 16-6 with a 3.50 ERA in three seasons...was 9-4 with a 2.75 ERA as a junior, earning First Team All-Pac-12 and Second Team Louisville Slugger All-America honors...signed by Scott Cousins...finished 2018 tied for first in the organization in saves (15)...in 2019, ranked tied for seventh in wins (7).

| Year                       | Club         | W         | L         | ERA         | G          | GS        | CG       | SHO      | SV        | IP           | H          | R          | ER        | HR        | HB        | BB        | IBB      | SO         | WP       | BK       |
|----------------------------|--------------|-----------|-----------|-------------|------------|-----------|----------|----------|-----------|--------------|------------|------------|-----------|-----------|-----------|-----------|----------|------------|----------|----------|
| 2016                       | AZL A's (R)  | 0         | 0         | 3.86        | 3          | 0         | 0        | 0        | 1         | 2.1          | 3          | 1          | 1         | 0         | 0         | 2         | 0        | 2          | 0        | 0        |
| 2017                       | Vermont (A)  | 0         | 1         | 1.80        | 1          | 1         | 0        | 0        | 0         | 5.0          | 7          | 1          | 1         | 0         | 1         | 0         | 0        | 3          | 0        | 0        |
|                            | Beloit (A)   | 5         | 10        | 3.49        | 20         | 10        | 0        | 0        | 1         | 95.1         | 90         | 46         | 37        | 9         | 5         | 19        | 0        | 73         | 1        | 0        |
| 2018                       | Beloit (A)   | 3         | 5         | 3.28        | 42         | 0         | 0        | 0        | 15        | 71.1         | 68         | 32         | 26        | 5         | 6         | 18        | 2        | 58         | 4        | 0        |
| 2019                       | Stockton (A) | 3         | 3         | 3.35        | 26         | 0         | 0        | 0        | 2         | 43.0         | 29         | 16         | 16        | 3         | 4         | 9         | 0        | 41         | 1        | 0        |
|                            | Midland (AA) | 4         | 1         | 1.26        | 16         | 0         | 0        | 0        | 0         | 28.2         | 21         | 5          | 4         | 0         | 1         | 9         | 0        | 33         | 0        | 0        |
| <b>Minor League Totals</b> |              | <b>15</b> | <b>20</b> | <b>3.11</b> | <b>108</b> | <b>11</b> | <b>0</b> | <b>0</b> | <b>19</b> | <b>245.2</b> | <b>218</b> | <b>101</b> | <b>85</b> | <b>17</b> | <b>17</b> | <b>57</b> | <b>2</b> | <b>210</b> | <b>6</b> | <b>0</b> |

### KYLE JOSEPH MCCANN

C

**Born:** Suwanee, Georgia, December 2, 1997; **Home:** Miramar, Florida

**Bats:** Left; **Throws:** Right; **Height:** 6-2; **Weight:** 210

**Obtained:** Selected in the fourth round of the 2019 First Year Player Draft

Signed out of Georgia Tech University by Jemel Spearman...was a 2019 All-ACC first teamer and was ranked the No. 135 prospect in the 2019 draft by Baseball America.

| Year                       | Club        | AVG.        | G         | AB         | R         | H         | 2B       | 3B       | HR       | RBI       | SH       | SF       | HP       | BB        | SO        | SB       | CS       | SLG         | OBP         | E        |
|----------------------------|-------------|-------------|-----------|------------|-----------|-----------|----------|----------|----------|-----------|----------|----------|----------|-----------|-----------|----------|----------|-------------|-------------|----------|
| 2019                       | AZL A's (R) | .400        | 5         | 20         | 10        | 8         | 2        | 2        | 2        | 7         | 0        | 0        | 0        | 5         | 6         | 0        | 0        | 1.000       | .520        | 0        |
|                            | Vermont (A) | .192        | 55        | 198        | 23        | 38        | 7        | 1        | 7        | 25        | 0        | 0        | 2        | 25        | 81        | 0        | 0        | .343        | .289        | 7        |
| <b>Minor League Totals</b> |             | <b>.211</b> | <b>60</b> | <b>218</b> | <b>33</b> | <b>46</b> | <b>9</b> | <b>3</b> | <b>9</b> | <b>32</b> | <b>0</b> | <b>0</b> | <b>2</b> | <b>30</b> | <b>87</b> | <b>0</b> | <b>0</b> | <b>.404</b> | <b>.312</b> | <b>7</b> |

**Organizational Players, continued**

**PATRICK WARD MCCOLL**

**IF**

**Born:** Los Altos, California, June 22, 1997; **Home:** Los Altos, California

**Bats:** Left; **Throws:** Right; **Height:** 6-6; **Weight:** 215

**Obtained:** Selected in the 10<sup>th</sup> round of the 2019 First Year Player Draft

Was signed out of Harvard University by Ronald Vaughn...led the Ivy League in hits (70), home runs (12) and slugging (.707) in 2019...was the top-ranked position player out of the state of Massachusetts in the 2019 draft according to *Baseball America*.

| Year | Club | AVG. | G | AB | R | H | 2B | 3B | HR | RBI | SH | SF | HP | BB | SO | SB | CS | SLG | OBP | E |              |
|------|------|------|---|----|---|---|----|----|----|-----|----|----|----|----|----|----|----|-----|-----|---|--------------|
| 2019 |      |      |   |    |   |   |    |    |    |     |    |    |    |    |    |    |    |     |     |   | Did Not Play |

**JARED AUSTIN MCDONALD**

**C**

**Born:** Inglewood, Colorado, December 5, 1996; **Home:** Goodyear, Arizona

**Bats:** Right; **Throws:** Right; **Height:** 6-2; **Weight:** 195

**Obtained:** Selected in the 19<sup>th</sup> round of the 2019 First Year Player Draft

Signed out of Western Oregon University by James Coffman...was named First-Team D2CCCA All-West Region and First-Team All-GNAC following his senior season...ranks third all-time in program history with 18 home runs and sixth in career slugging (.606)...did not play after signing due to injury.

| Year | Club | AVG. | G | AB | R | H | 2B | 3B | HR | RBI | SH | SF | HP | BB | SO | SB | CS | SLG | OBP | E |                        |
|------|------|------|---|----|---|---|----|----|----|-----|----|----|----|----|----|----|----|-----|-----|---|------------------------|
| 2019 |      |      |   |    |   |   |    |    |    |     |    |    |    |    |    |    |    |     |     |   | Injured – Did Not Play |

**RAYMOND MICKEY MCDONALD**

**OF**

Goes by “Mickey”

**Born:** San Mateo, California, June 2, 1995; **Home:** San Mateo, California

**Bats:** Switch; **Throws:** Right; **Height:** 6-2; **Weight:** 175

**Obtained:** Selected in the 18<sup>th</sup> round of the 2017 First Year Player Draft

Graduated from Sierra HS (CA)...played collegiately for the University of Illinois, Chicago...signed by Kevin Mello...finished 2018 ranked sixth in the organization in stolen bases (22).

| Year | Club                | AVG. | G   | AB  | R   | H   | 2B | 3B | HR | RBI | SH | SF | HP | BB | SO  | SB | CS | SLG  | OBP  | E |
|------|---------------------|------|-----|-----|-----|-----|----|----|----|-----|----|----|----|----|-----|----|----|------|------|---|
| 2017 | AZL A's (R)         | .278 | 20  | 72  | 18  | 20  | 0  | 2  | 2  | 9   | 0  | 1  | 0  | 6  | 9   | 7  | 2  | .417 | .329 | 1 |
|      | Vermont (A)         | .130 | 16  | 54  | 4   | 7   | 1  | 0  | 0  | 6   | 0  | 0  | 0  | 4  | 20  | 2  | 0  | .148 | .190 | 1 |
| 2018 | Beloit (A)          | .284 | 110 | 391 | 59  | 111 | 15 | 3  | 2  | 25  | 7  | 0  | 3  | 41 | 76  | 22 | 0  | .353 | .356 | 5 |
| 2019 | Stockton (A)        | .229 | 66  | 214 | 28  | 49  | 6  | 4  | 0  | 20  | 2  | 4  | 3  | 29 | 66  | 12 | 6  | .294 | .324 | 2 |
|      | Midland (AA)        | .244 | 44  | 156 | 14  | 38  | 6  | 0  | 0  | 11  | 2  | 1  | 1  | 14 | 48  | 4  | 2  | .282 | .308 | 0 |
|      | Minor League Totals | .254 | 256 | 887 | 123 | 225 | 28 | 9  | 4  | 71  | 11 | 6  | 7  | 94 | 219 | 47 | 10 | .319 | .328 | 9 |

**MATTHEW MCGARRY**

**IF**

**Born:** San Diego, California, March 24, 1996; **Home:** San Diego, California

**Bats:** Right; **Throws:** Right; **Height:** 5-10; **Weight:** 175

**Obtained:** Signed as a free agent to a minor league deal on July 3, 2019

Originally drafted out of Belmont Abbey College in the 34<sup>th</sup> round of the 2018 First-Year Player Draft by the New York Yankees...was released by the Yankees on June 24, 2019 before signing with Oakland.

| Year | Club                | AVG. | G  | AB  | R  | H  | 2B | 3B | HR | RBI | SH | SF | HP | BB | SO | SB | CS | SLG  | OBP  | E  |
|------|---------------------|------|----|-----|----|----|----|----|----|-----|----|----|----|----|----|----|----|------|------|----|
| 2018 | GCL Yankees (R)     | .268 | 33 | 97  | 15 | 26 | 4  | 1  | 0  | 8   | 0  | 0  | 8  | 18 | 15 | 2  | 1  | .330 | .423 | 5  |
|      | Tampa (A)           | .286 | 2  | 7   | 1  | 2  | 1  | 0  | 0  | 0   | 1  | 0  | 0  | 1  | 0  | 0  | 0  | .429 | .286 | 0  |
| 2019 | Pulaski (R)         | .000 | 2  | 1   | 0  | 0  | 0  | 0  | 0  | 0   | 0  | 0  | 0  | 1  | 0  | 0  | 0  | .000 | .500 | 0  |
|      | AZL A's (R)         | .280 | 34 | 93  | 17 | 26 | 6  | 1  | 0  | 12  | 0  | 0  | 2  | 21 | 24 | 3  | 2  | .362 | .419 | 6  |
|      | Minor League Totals | .273 | 71 | 198 | 33 | 54 | 11 | 2  | 0  | 20  | 1  | 0  | 10 | 39 | 40 | 5  | 3  | .348 | .417 | 11 |

**AIDEN WILLIAMS MCINTYRE**

**RHP**

**Born:** Davis, California, August 27, 1995; **Home:** Tempe, Arizona

**Bats:** Right; **Throws:** Right; **Height:** 6-3; **Weight:** 230

**Obtained:** Selected in the 22<sup>nd</sup> round of the 2018 First-Year Player Draft

Signed out of Holy Names University by Kevin Mello...was named a 2019 Midwest League Midseason All-Star...finished 2019 ranked first in the organization in strikeouts (150) and sixth in ERA (4.15).



| Year                       | Club            | W        | L         | ERA         | G         | GS        | CG       | SHO      | SV       | IP           | H          | R         | ER        | HR       | HB       | BB        | IBB      | SO         | WP        | BK       |
|----------------------------|-----------------|----------|-----------|-------------|-----------|-----------|----------|----------|----------|--------------|------------|-----------|-----------|----------|----------|-----------|----------|------------|-----------|----------|
| 2018                       | AZL A's (R)     | 1        | 2         | 3.38        | 14        | 5         | 0        | 0        | 0        | 29.1         | 19         | 11        | 11        | 0        | 2        | 13        | 0        | 43         | 8         | 0        |
|                            | Nashville (AAA) | 1        | 0         | 0.00        | 1         | 0         | 0        | 0        | 0        | 4.0          | 2          | 0         | 0         | 0        | 0        | 1         | 0        | 3          | 0         | 0        |
| 2019                       | Beloit (A)      | 3        | 10        | 4.15        | 27        | 22        | 0        | 0        | 1        | 112.2        | 99         | 68        | 52        | 5        | 7        | 76        | 0        | 150        | 18        | 1        |
| <b>Minor League Totals</b> |                 | <b>5</b> | <b>12</b> | <b>3.88</b> | <b>42</b> | <b>27</b> | <b>0</b> | <b>0</b> | <b>1</b> | <b>146.0</b> | <b>120</b> | <b>79</b> | <b>63</b> | <b>5</b> | <b>9</b> | <b>90</b> | <b>0</b> | <b>196</b> | <b>26</b> | <b>1</b> |

### ALONZO LEONARDO MEDINA (FELIZ)

RHP

**Born:** Santo Domingo Centro, Dominican Republic, February 2, 1999; **Home:** Santo Domingo Este, Dominican Republic

**Bats:** Right; **Throws:** Right; **Height:** 6-1; **Weight:** 237

**Obtained:** Signed as a non-drafted free agent on July 11, 2015

Signed by JC De La Cruz, Amauris Reyes, and Pablo Marmol...moved from the outfield to the mound in 2019.

| Year                       | Club        | AVG.        | G          | AB         | R         | H         | 2B        | 3B       | HR       | RBI       | SH       | SF       | HP       | BB        | SO         | SB       | CS       | SLG         | OBP         | E         |
|----------------------------|-------------|-------------|------------|------------|-----------|-----------|-----------|----------|----------|-----------|----------|----------|----------|-----------|------------|----------|----------|-------------|-------------|-----------|
| 2016                       | DSL A's (R) | .176        | 58         | 176        | 22        | 31        | 9         | 2        | 1        | 13        | 0        | 0        | 4        | 30        | 60         | 4        | 3        | .267        | .310        | 1         |
| 2017                       | AZL A's (R) | .197        | 36         | 127        | 7         | 25        | 7         | 1        | 2        | 8         | 0        | 2        | 0        | 19        | 48         | 0        | 0        | .315        | .297        | 8         |
| 2018                       | AZL A's (R) | .225        | 31         | 89         | 13        | 20        | 3         | 0        | 1        | 14        | 0        | 0        | 2        | 13        | 34         | 2        | 1        | .292        | .337        | 1         |
| <b>Minor League Totals</b> |             | <b>.194</b> | <b>125</b> | <b>392</b> | <b>42</b> | <b>76</b> | <b>19</b> | <b>3</b> | <b>4</b> | <b>35</b> | <b>0</b> | <b>2</b> | <b>6</b> | <b>62</b> | <b>142</b> | <b>6</b> | <b>4</b> | <b>.288</b> | <b>.312</b> | <b>10</b> |

| Year                       | Club        | W        | L        | ERA         | G         | GS       | CG       | SHO      | SV       | IP          | H         | R        | ER       | HR       | HB       | BB        | IBB      | SO        | WP       | BK       |
|----------------------------|-------------|----------|----------|-------------|-----------|----------|----------|----------|----------|-------------|-----------|----------|----------|----------|----------|-----------|----------|-----------|----------|----------|
| 2019                       | DSL A's (R) | 0        | 1        | 3.05        | 17        | 0        | 0        | 0        | 5        | 20.2        | 10        | 8        | 7        | 0        | 8        | 18        | 0        | 21        | 8        | 0        |
| <b>Minor League Totals</b> |             | <b>0</b> | <b>1</b> | <b>3.05</b> | <b>17</b> | <b>0</b> | <b>0</b> | <b>0</b> | <b>5</b> | <b>20.2</b> | <b>10</b> | <b>8</b> | <b>7</b> | <b>0</b> | <b>8</b> | <b>18</b> | <b>0</b> | <b>21</b> | <b>8</b> | <b>0</b> |

### DEIVY ALEXANDER MENDEZ (PEREZ)

RHP

**Born:** San Pedro De Macoris, Dominican Republic, October 27, 1995; **Home:** San Pedro De Macoris, Dominican Republic

**Bats:** Right; **Throws:** Right; **Height:** 6-2; **Weight:** 210

**Obtained:** Selected from the San Diego Padres in the Triple-A phase of the 2019 Rule 5 Draft

Originally signed as a free agent to a minor league deal with Tampa Bay on July 2, 2012...signed to a minor league deal with San Diego on April 10, 2019.

| Year                       | Club              | W        | L         | ERA         | G          | GS        | CG       | SHO      | SV       | IP           | H          | R          | ER         | HR        | HB        | BB         | IBB      | SO         | WP        | BK       |
|----------------------------|-------------------|----------|-----------|-------------|------------|-----------|----------|----------|----------|--------------|------------|------------|------------|-----------|-----------|------------|----------|------------|-----------|----------|
| 2013                       | DSL Rays (R)      | 0        | 4         | 6.55        | 14         | 14        | 0        | 0        | 0        | 33.0         | 49         | 27         | 24         | 1         | 2         | 17         | 0        | 22         | 7         | 0        |
| 2014                       | GCL Rays (R)      | 2        | 5         | 6.63        | 11         | 2         | 0        | 0        | 0        | 36.2         | 41         | 32         | 27         | 6         | 3         | 20         | 1        | 29         | 8         | 1        |
| 2015                       | Princeton (R)     | 2        | 2         | 4.74        | 13         | 8         | 0        | 0        | 0        | 38.0         | 29         | 20         | 20         | 1         | 3         | 28         | 0        | 51         | 6         | 0        |
| 2016                       | Hudson Valley (A) | 1        | 3         | 2.65        | 17         | 0         | 0        | 0        | 0        | 37.1         | 16         | 15         | 11         | 2         | 5         | 26         | 1        | 51         | 7         | 0        |
| 2017                       | Bowling Green (A) | 2        | 5         | 5.53        | 34         | 0         | 0        | 0        | 2        | 55.1         | 48         | 36         | 34         | 6         | 2         | 44         | 2        | 84         | 12        | 1        |
| 2018                       | Charlotte (A)     | 0        | 2         | 8.76        | 11         | 0         | 0        | 0        | 0        | 12.1         | 11         | 12         | 12         | 1         | 0         | 12         | 0        | 17         | 3         | 0        |
|                            | Bradenton (A)     | 0        | 2         | 8.31        | 11         | 0         | 0        | 0        | 0        | 13.0         | 12         | 12         | 12         | 0         | 3         | 9          | 0        | 14         | 2         | 0        |
| 2019                       | Tri-City (A)      | 1        | 1         | 4.34        | 18         | 0         | 0        | 0        | 6        | 18.2         | 20         | 13         | 9          | 0         | 2         | 10         | 1        | 22         | 8         | 0        |
|                            | Lake Elsinore (A) | 1        | 0         | 3.97        | 7          | 0         | 0        | 0        | 0        | 11.1         | 12         | 6          | 5          | 0         | 0         | 4          | 0        | 11         | 0         | 0        |
| <b>Minor League Totals</b> |                   | <b>9</b> | <b>24</b> | <b>5.42</b> | <b>136</b> | <b>24</b> | <b>0</b> | <b>0</b> | <b>8</b> | <b>255.2</b> | <b>238</b> | <b>173</b> | <b>154</b> | <b>17</b> | <b>20</b> | <b>170</b> | <b>5</b> | <b>301</b> | <b>53</b> | <b>2</b> |

### MATTHEW JOHN MILBURN

RHP

Goes by "Matt"

**Born:** Dallas, Texas, July 29, 1993; **Home:** Dallas, Texas

**Bats:** Right; **Throws:** Right; **Height:** 6-2; **Weight:** 215

**Obtained:** Selected in the 29<sup>th</sup> round of the 2016 First-Year Player Draft

Graduated from Highland Park HS (TX)...attended Wofford College, where he was Second Team All-Southern Conference in his junior and senior year...as a senior in 2016, he led the conference with 103 strikeouts...signed by Neil Avent...among A's farmhands, finished 2017 third in innings pitched (141.0) and fourth in strikeouts (136)...finished 2018 tied for third in wins (10) and eighth in strikeouts (118)...in 2019, ranked first in the organization in innings pitched (150.2) and tied for fifth in wins (8).

| Year                       | Club            | W         | L         | ERA         | G         | GS        | CG       | SHO      | SV       | IP           | H          | R          | ER         | HR        | HB        | BB        | IBB      | SO         | WP        | BK       |
|----------------------------|-----------------|-----------|-----------|-------------|-----------|-----------|----------|----------|----------|--------------|------------|------------|------------|-----------|-----------|-----------|----------|------------|-----------|----------|
| 2016                       | AZL A's (R)     | 0         | 0         | 3.42        | 9         | 2         | 0        | 0        | 1        | 23.2         | 23         | 14         | 9          | 0         | 0         | 2         | 0        | 30         | 1         | 0        |
|                            | Vermont (A)     | 1         | 2         | 6.92        | 5         | 0         | 0        | 0        | 0        | 13.0         | 22         | 11         | 10         | 0         | 1         | 0         | 0        | 14         | 1         | 0        |
| 2017                       | Beloit (A)      | 7         | 11        | 4.34        | 28        | 22        | 0        | 0        | 0        | 141.0        | 153        | 73         | 68         | 7         | 6         | 32        | 1        | 136        | 14        | 1        |
| 2018                       | Stockton (A)    | 9         | 5         | 3.49        | 23        | 22        | 2        | 2        | 0        | 142.0        | 161        | 63         | 55         | 13        | 3         | 16        | 0        | 111        | 3         | 1        |
|                            | Nashville (AAA) | 1         | 0         | 2.61        | 2         | 2         | 0        | 0        | 0        | 10.1         | 9          | 3          | 3          | 0         | 0         | 1         | 0        | 7          | 1         | 0        |
| 2019                       | Midland (AA)    | 8         | 9         | 4.90        | 26        | 25        | 1        | 0        | 0        | 150.2        | 179        | 89         | 82         | 18        | 4         | 37        | 2        | 86         | 6         | 0        |
| <b>Minor League Totals</b> |                 | <b>26</b> | <b>27</b> | <b>4.25</b> | <b>93</b> | <b>73</b> | <b>3</b> | <b>2</b> | <b>1</b> | <b>480.2</b> | <b>547</b> | <b>253</b> | <b>227</b> | <b>38</b> | <b>14</b> | <b>88</b> | <b>3</b> | <b>384</b> | <b>26</b> | <b>2</b> |

**Organizational Players, continued**

**ANDREW THEODORE MILLAS**

**C**

Goes by "Drew"

**Born:** Swansea, Illinois, January 15, 1998 **Home:** Swansea, Illinois

**Bats:** Switch; **Throws:** Right; **Height:** 6-2; **Weight:** 200

**Obtained:** Selected in the seventh round of the 2019 First-Year Player Draft

Signed out of Missouri State University by Steve Abney...was a 2018 second-team All-American...earned first-team All-Missouri Valley Conference honors in 2018 and 2019...did not play after signing due to injury.

| Year | Club | AVG. | G | AB | R | H | 2B | 3B | HR | RBI | SH | SF | HP | BB | SO | SB | CS | SLG | OBP | E |                        |
|------|------|------|---|----|---|---|----|----|----|-----|----|----|----|----|----|----|----|-----|-----|---|------------------------|
| 2019 |      |      |   |    |   |   |    |    |    |     |    |    |    |    |    |    |    |     |     |   | Injured – Did Not Play |

**PEYTON LEE MILLER**

**RHP**

**Born:** Tyler, Texas, February 6, 1999; **Home:** Bullard, Texas

**Bats:** Right; **Throws:** Right; **Height:** 6-2; **Weight:** 180

**Obtained:** Selected in the 14<sup>th</sup> round of the 2019 First-Year Player Draft

Signed out of Tyler Junior College by Christopher Reilly...did not play after signing due to injury.

| Year | Club | W | L | ERA | G | GS | CG | SHO | SV | IP | H | R | ER | HR | HB | BB | IBB | SO | WP | BK |                        |
|------|------|---|---|-----|---|----|----|-----|----|----|---|---|----|----|----|----|-----|----|----|----|------------------------|
| 2019 |      |   |   |     |   |    |    |     |    |    |   |   |    |    |    |    |     |    |    |    | Injured – Did Not Play |

**NATHAN WAYNE MONDOU**

**INF**

Goes by "Nate"

**Born:** Tacoma, Washington, March 24, 1995; **Home:** Lake Tapps, Washington

**Bats:** Left; **Throws:** Right; **Height:** 5-8; **Weight:** 198

**Obtained:** Selected in the 13<sup>th</sup> round of the 2016 First-Year Player Draft

Graduated from the Charles Wright Academy (WA)...played three years at Wake Forest, where he was a two-time First Team All-ACC selection (2015-16)...signed by Neil Avent...was named a 2016 New York-Penn League Midseason All-Star...among A's farmhands, finished 2017 third in walks (59) and tied for third in on-base percentage (.366)...finished 2018 fourth in the organization in RBI (75) and second in runs scored (79)...was Texas League Player of the Week for the week of July 22-28, 2019.

| Year | Club                | AVG. | G   | AB   | R   | H   | 2B | 3B | HR | RBI | SH | SF | HP | BB  | SO  | SB | CS | SLG  | OBP  | E  |
|------|---------------------|------|-----|------|-----|-----|----|----|----|-----|----|----|----|-----|-----|----|----|------|------|----|
| 2016 | AZL A's (R)         | .000 | 1   | 1    | 0   | 0   | 0  | 0  | 0  | 0   | 0  | 0  | 0  | 1   | 0   | 0  | 0  | .000 | .500 | 0  |
|      | Vermont (A)         | .298 | 60  | 225  | 27  | 67  | 11 | 2  | 0  | 24  | 1  | 0  | 4  | 24  | 37  | 6  | 6  | .364 | .375 | 11 |
| 2017 | Beloit (A)          | .296 | 66  | 247  | 31  | 73  | 16 | 3  | 0  | 32  | 2  | 6  | 2  | 31  | 43  | 8  | 3  | .385 | .371 | 10 |
|      | Stockton (A)        | .278 | 59  | 223  | 38  | 62  | 8  | 4  | 2  | 27  | 0  | 3  | 3  | 28  | 57  | 8  | 5  | .377 | .362 | 3  |
| 2018 | Stockton (A)        | .291 | 88  | 344  | 64  | 100 | 20 | 5  | 8  | 61  | 3  | 4  | 7  | 33  | 58  | 8  | 5  | .448 | .361 | 4  |
|      | Midland (AA)        | .255 | 48  | 165  | 15  | 42  | 7  | 0  | 0  | 14  | 2  | 4  | 6  | 19  | 26  | 2  | 1  | .297 | .345 | 2  |
| 2019 | Midland (AA)        | .248 | 122 | 427  | 54  | 106 | 15 | 3  | 5  | 45  | 3  | 7  | 8  | 58  | 94  | 7  | 8  | .333 | .344 | 5  |
|      | Minor League Totals | .276 | 444 | 1632 | 229 | 450 | 77 | 17 | 15 | 203 | 11 | 24 | 30 | 194 | 315 | 39 | 28 | .371 | .359 | 35 |

**JESUS ALEJANDRO MONSERRATT (SERRANO)**

**C**

**Born:** Guarenas, Venezuela, January 3, 1997; **Home:** Guarenas, Venezuela

**Bats:** Right; **Throws:** Right; **Height:** 6-0; **Weight:** 188

**Obtained:** Signed as a free agent to a minor league contract on February 15, 2014

Signed by Oswaldo Troconis...converted from position player to pitcher in 2018.

| Year | Club                | AVG. | G   | AB  | R  | H  | 2B | 3B | HR | RBI | SH | SF | HP | BB | SO | SB | CS | SLG  | OBP  | E  |
|------|---------------------|------|-----|-----|----|----|----|----|----|-----|----|----|----|----|----|----|----|------|------|----|
| 2014 | DSL A's (R)         | .154 | 26  | 52  | 3  | 8  | 2  | 0  | 0  | 4   | 0  | 0  | 0  | 15 | 14 | 1  | 0  | .192 | .343 | 3  |
| 2015 | DSL A's (R)         | .227 | 36  | 119 | 14 | 27 | 11 | 0  | 1  | 7   | 3  | 0  | 4  | 8  | 25 | 1  | 0  | .345 | .298 | 5  |
| 2016 | DSL A's (R)         | .360 | 25  | 75  | 4  | 27 | 0  | 1  | 0  | 6   | 0  | 0  | 4  | 11 | 9  | 2  | 0  | .387 | .467 | 1  |
| 2017 | DSL A's (R)         | .125 | 8   | 24  | 2  | 3  | 2  | 0  | 0  | 2   | 0  | 0  | 2  | 5  | 4  | 1  | 0  | .208 | .323 | 0  |
|      | AZL A's (R)         | .000 | 6   | 11  | 0  | 0  | 0  | 0  | 0  | 0   | 1  | 0  | 0  | 1  | 1  | 0  | 0  | .000 | .083 | 4  |
|      | Minor League Totals | .231 | 101 | 281 | 23 | 65 | 15 | 1  | 1  | 19  | 4  | 0  | 10 | 40 | 53 | 5  | 0  | .302 | .347 | 13 |

| Year | Club                | W | L | ERA  | G  | GS | CG | SHO | SV | IP   | H  | R  | ER | HR | HB | BB | IBB | SO | WP | BK |
|------|---------------------|---|---|------|----|----|----|-----|----|------|----|----|----|----|----|----|-----|----|----|----|
| 2018 | AZL A's (R)         | 2 | 2 | 5.11 | 15 | 2  | 0  | 0   | 2  | 24.2 | 27 | 18 | 14 | 1  | 1  | 12 | 0   | 23 | 6  | 1  |
| 2019 | AZL A's (R)         | 1 | 1 | 6.11 | 17 | 0  | 0  | 0   | 0  | 28.0 | 38 | 25 | 19 | 5  | 3  | 9  | 0   | 32 | 8  | 1  |
|      | Minor League Totals | 3 | 3 | 5.64 | 32 | 2  | 0  | 0   | 2  | 52.2 | 65 | 43 | 33 | 6  | 4  | 21 | 0   | 55 | 14 | 2  |

**JOSE MANUEL MORA (CONTRERAS)****RHP****Born:** San Juan De La Maguana, Dominican Republic, October 1, 1997; **Home:** Santo Domingo, Dominican Republic**Bats:** Right; **Throws:** Right; **Height:** 6-2; **Weight:** 200**Obtained:** Signed as a free agent to a minor league deal on March 25, 2015

Signed by Pablo Marmol...finished 2019 tied for second in the organization with 11 saves.

| Year                       | Club        | W        | L         | ERA         | G         | GS        | CG       | SHO      | SV        | IP           | H          | R          | ER         | HR       | HB        | BB         | IBB      | SO         | WP        | BK       |
|----------------------------|-------------|----------|-----------|-------------|-----------|-----------|----------|----------|-----------|--------------|------------|------------|------------|----------|-----------|------------|----------|------------|-----------|----------|
| 2015                       | DSL A's (R) | 1        | 3         | 3.63        | 12        | 10        | 0        | 0        | 0         | 39.2         | 34         | 23         | 16         | 0        | 3         | 30         | 0        | 27         | 13        | 1        |
| 2016                       | DSL A's (R) | 0        | 5         | 3.55        | 13        | 8         | 0        | 0        | 0         | 45.2         | 41         | 28         | 18         | 0        | 8         | 18         | 0        | 27         | 15        | 0        |
| 2017                       | AZL A's (R) | 2        | 1         | 5.70        | 13        | 5         | 0        | 0        | 0         | 36.1         | 29         | 24         | 23         | 0        | 2         | 24         | 0        | 45         | 8         | 1        |
|                            | Vermont (A) | 0        | 1         | 17.36       | 3         | 0         | 0        | 0        | 1         | 4.2          | 11         | 9          | 9          | 1        | 0         | 1          | 0        | 8          | 2         | 0        |
| 2018                       | Vermont (A) | 1        | 5         | 4.67        | 14        | 9         | 0        | 0        | 0         | 54.0         | 48         | 42         | 28         | 4        | 7         | 39         | 0        | 64         | 11        | 1        |
| 2019                       | Vermont (A) | 2        | 0         | 2.30        | 20        | 0         | 0        | 0        | 11        | 27.1         | 8          | 8          | 7          | 0        | 2         | 15         | 1        | 47         | 7         | 0        |
| <b>Minor League Totals</b> |             | <b>6</b> | <b>15</b> | <b>4.38</b> | <b>75</b> | <b>32</b> | <b>0</b> | <b>0</b> | <b>12</b> | <b>207.2</b> | <b>171</b> | <b>134</b> | <b>101</b> | <b>5</b> | <b>22</b> | <b>127</b> | <b>1</b> | <b>218</b> | <b>56</b> | <b>3</b> |

**RICHARD JOSE MORBAN (MORENO)****RHP**

Goes by "Jose".

**Born:** San Cristobal, Dominican Republic, December 24, 1997; **Home:** San Cristobal, Dominican Republic**Bats:** Right; **Throws:** Right; **Height:** 6-0; **Weight:** 188**Obtained:** Signed as a non-drafted free agent, July 2, 2015

| Year                       | Club            | W         | L         | ERA         | G         | GS        | CG       | SHO      | SV       | IP           | H          | R          | ER        | HR        | HB        | BB        | IBB      | SO         | WP        | BK       |
|----------------------------|-----------------|-----------|-----------|-------------|-----------|-----------|----------|----------|----------|--------------|------------|------------|-----------|-----------|-----------|-----------|----------|------------|-----------|----------|
| 2015                       | DSL A's (R)     | 0         | 1         | 1.23        | 2         | 2         | 0        | 0        | 0        | 7.1          | 1          | 3          | 1         | 0         | 1         | 4         | 0        | 2          | 2         | 0        |
| 2016                       | DSL A's (R)     | 1         | 5         | 3.24        | 13        | 7         | 0        | 0        | 2        | 50.0         | 38         | 28         | 18        | 1         | 5         | 25        | 0        | 26         | 8         | 0        |
| 2017                       | Vermont (A)     | 1         | 0         | 5.40        | 3         | 1         | 0        | 0        | 0        | 10.0         | 11         | 6          | 6         | 3         | 0         | 3         | 0        | 6          | 0         | 0        |
|                            | AZL A's (R)     | 2         | 0         | 3.96        | 12        | 6         | 0        | 0        | 0        | 36.1         | 35         | 20         | 16        | 3         | 1         | 14        | 0        | 43         | 6         | 3        |
| 2018                       | AZL A's (R)     | 6         | 3         | 1.92        | 13        | 7         | 0        | 0        | 0        | 61.0         | 45         | 24         | 13        | 3         | 2         | 23        | 0        | 64         | 8         | 1        |
|                            | Vermont (A)     | 0         | 1         | 22.50       | 1         | 1         | 0        | 0        | 0        | 2.0          | 3          | 6          | 5         | 1         | 0         | 3         | 0        | 4          | 2         | 0        |
|                            | Nashville (AAA) | 1         | 0         | 2.25        | 1         | 0         | 0        | 0        | 0        | 4.0          | 3          | 1          | 1         | 0         | 1         | 1         | 0        | 0          | 0         | 0        |
| 2019                       | Vermont (A)     | 2         | 1         | 2.67        | 15        | 9         | 0        | 0        | 0        | 70.2         | 63         | 24         | 21        | 5         | 5         | 26        | 1        | 69         | 10        | 0        |
| <b>Minor League Totals</b> |                 | <b>13</b> | <b>11</b> | <b>3.02</b> | <b>60</b> | <b>33</b> | <b>0</b> | <b>0</b> | <b>2</b> | <b>241.1</b> | <b>199</b> | <b>112</b> | <b>81</b> | <b>16</b> | <b>15</b> | <b>99</b> | <b>1</b> | <b>214</b> | <b>36</b> | <b>4</b> |

**KEIRO MIGUEL MUNOZ (MORALES)****RHP****Born:** San Francisco de Macoris, Dominican Republic, September 23, 1998; **Home:** San Francisco de Macoris, Dominican Republic**Bats:** Right; **Throws:** Right; **Height:** 6-3; **Weight:** 195**Obtained:** Signed as a free agent to a minor league deal on July 17, 2017.

Signed by Juan C. De La Cruz.

| Year                       | Club        | W        | L        | ERA         | G         | GS       | CG       | SHO      | SV       | IP          | H         | R         | ER        | HR       | HB       | BB        | IBB      | SO        | WP        | BK       |
|----------------------------|-------------|----------|----------|-------------|-----------|----------|----------|----------|----------|-------------|-----------|-----------|-----------|----------|----------|-----------|----------|-----------|-----------|----------|
| 2018                       | DSL A's (R) | 1        | 2        | 6.41        | 6         | 3        | 0        | 0        | 0        | 19.2        | 31        | 18        | 14        | 2        | 0        | 2         | 0        | 12        | 9         | 1        |
| 2019                       | AZL A's (R) | 0        | 3        | 5.08        | 18        | 0        | 0        | 0        | 0        | 28.1        | 24        | 16        | 16        | 2        | 3        | 14        | 0        | 29        | 5         | 0        |
| <b>Minor League Totals</b> |             | <b>1</b> | <b>5</b> | <b>5.63</b> | <b>24</b> | <b>3</b> | <b>0</b> | <b>0</b> | <b>0</b> | <b>48.0</b> | <b>55</b> | <b>34</b> | <b>30</b> | <b>4</b> | <b>3</b> | <b>16</b> | <b>0</b> | <b>41</b> | <b>14</b> | <b>1</b> |

**MICHAEL HART MURRAY****RHP****Born:** West Palm Beach, Florida, September 26, 1993; **Home:** Lake Worth, Florida**Bats:** Right; **Throws:** Right; **Height:** 6-2; **Weight:** 225**Obtained:** Selected in the 32<sup>nd</sup> round of the 2015 First-Year Player Draft

Graduated from Forest Hill HS (FL)...played collegiately at Florida Gulf Coast University...was a Louisville Slugger Freshman All-American in 2013 and a Second Team Louisville Slugger All-American in 2014.

| Year                       | Club         | W                      | L         | ERA         | G         | GS        | CG       | SHO      | SV       | IP           | H          | R         | ER        | HR        | HB       | BB        | IBB      | SO         | WP       | BK       |
|----------------------------|--------------|------------------------|-----------|-------------|-----------|-----------|----------|----------|----------|--------------|------------|-----------|-----------|-----------|----------|-----------|----------|------------|----------|----------|
| 2015                       |              | Injured – Did Not Play |           |             |           |           |          |          |          |              |            |           |           |           |          |           |          |            |          |          |
| 2016                       | Beloit (A)   | 4                      | 2         | 4.28        | 12        | 12        | 0        | 0        | 0        | 61.0         | 72         | 31        | 29        | 6         | 0        | 13        | 0        | 53         | 3        | 0        |
|                            | Stockton (A) | 1                      | 2         | 7.62        | 3         | 3         | 0        | 0        | 0        | 13.0         | 16         | 13        | 11        | 3         | 1        | 7         | 0        | 9          | 1        | 0        |
| 2017                       | Beloit (A)   | 0                      | 1         | 2.54        | 8         | 4         | 0        | 0        | 0        | 28.1         | 30         | 15        | 8         | 3         | 2        | 8         | 0        | 27         | 1        | 0        |
| 2018                       |              | Injured – Did Not Play |           |             |           |           |          |          |          |              |            |           |           |           |          |           |          |            |          |          |
| 2019                       | Vermont (A)  | 3                      | 1         | 2.47        | 12        | 11        | 0        | 0        | 0        | 47.1         | 42         | 13        | 13        | 2         | 1        | 9         | 0        | 45         | 0        | 1        |
|                            | Beloit (A)   | 0                      | 4         | 10.13       | 5         | 3         | 0        | 0        | 0        | 13.1         | 18         | 16        | 15        | 1         | 2        | 7         | 0        | 14         | 2        | 0        |
| <b>Minor League Totals</b> |              | <b>8</b>               | <b>10</b> | <b>4.20</b> | <b>40</b> | <b>33</b> | <b>0</b> | <b>0</b> | <b>0</b> | <b>163.0</b> | <b>178</b> | <b>88</b> | <b>76</b> | <b>15</b> | <b>6</b> | <b>44</b> | <b>0</b> | <b>148</b> | <b>7</b> | <b>1</b> |

PLAYER DEVELOPMENT

**Organizational Players, continued**

**JAMES AUBREY NAILE**

**RHP**

**Born:** Cape Girardeau, Missouri, February 8, 1993; **Home:** Charleston, Missouri  
**Bats:** Right; **Throws:** Right; **Height:** 6-2; **Weight:** 193  
**Obtained:** Selected in the 20<sup>th</sup> round of the 2015 First-Year Player Draft

Graduated from Charleston HS (MO)...played collegiately at Parkland CC (2012) and the University of Alabama-Birmingham (2013-15)...signed by Kelcey Mucker...in 2016, led all A's farmhands with 156.2 innings pitched, ranked second in with 125 strikeouts and tied for fifth with nine wins...missed part of the 2017 season due to injury...finished 2018 tied for seventh in the organization in wins (8) and third in innings pitched (150.2)...in 2019, ranked tied for second in the organization in wins (10) and fourth in innings pitched (141.1).

| Year                       | Club            | W         | L         | ERA         | G          | GS        | CG       | SHO      | SV       | IP           | H          | R          | ER         | HR        | HB        | BB         | IBB      | SO         | WP        | BK       |
|----------------------------|-----------------|-----------|-----------|-------------|------------|-----------|----------|----------|----------|--------------|------------|------------|------------|-----------|-----------|------------|----------|------------|-----------|----------|
| 2015                       | AZL A's (R)     | 0         | 0         | 0.00        | 2          | 0         | 0        | 0        | 0        | 2.0          | 0          | 0          | 0          | 0         | 0         | 0          | 0        | 1          | 0         | 0        |
|                            | Vermont (A)     | 3         | 0         | 1.93        | 18         | 0         | 0        | 0        | 6        | 23.1         | 19         | 6          | 5          | 0         | 0         | 6          | 1        | 17         | 2         | 0        |
| 2016                       | Beloit (A)      | 3         | 8         | 2.66        | 15         | 14        | 0        | 0        | 0        | 88.0         | 67         | 37         | 26         | 2         | 0         | 19         | 1        | 64         | 3         | 2        |
|                            | Stockton (A)    | 4         | 1         | 3.76        | 8          | 7         | 0        | 0        | 0        | 40.2         | 39         | 17         | 17         | 5         | 1         | 11         | 0        | 46         | 5         | 0        |
| 2017                       | Midland (AA)    | 1         | 1         | 4.76        | 3          | 3         | 0        | 0        | 0        | 17.0         | 20         | 9          | 9          | 1         | 1         | 3          | 0        | 11         | 1         | 0        |
|                            | Nashville (AAA) | 1         | 1         | 5.73        | 2          | 2         | 0        | 0        | 0        | 11.0         | 11         | 7          | 7          | 1         | 0         | 5          | 0        | 4          | 1         | 0        |
|                            | AZL A's (R)     | 0         | 0         | 1.80        | 2          | 2         | 0        | 0        | 0        | 5.0          | 4          | 1          | 1          | 1         | 0         | 0          | 0        | 11         | 0         | 0        |
|                            | Stockton (A)    | 0         | 0         | 5.14        | 2          | 2         | 0        | 0        | 0        | 7.0          | 9          | 5          | 4          | 0         | 0         | 1          | 0        | 4          | 0         | 0        |
|                            | Midland (AA)    | 2         | 3         | 3.21        | 14         | 10        | 0        | 0        | 0        | 61.2         | 55         | 30         | 22         | 5         | 0         | 17         | 0        | 42         | 2         | 1        |
| 2018                       | Midland (AA)    | 1         | 0         | 3.00        | 2          | 2         | 0        | 0        | 0        | 15.0         | 17         | 5          | 5          | 1         | 0         | 2          | 0        | 7          | 0         | 0        |
|                            | Nashville (AAA) | 7         | 10        | 4.71        | 24         | 24        | 1        | 1        | 0        | 135.2        | 156        | 80         | 71         | 12        | 9         | 40         | 0        | 77         | 6         | 1        |
|                            | Midland (AA)    | 8         | 7         | 5.54        | 24         | 21        | 0        | 0        | 1        | 125.0        | 155        | 83         | 77         | 12        | 8         | 44         | 0        | 82         | 4         | 0        |
| 2019                       | Las Vegas (AAA) | 2         | 0         | 4.41        | 3          | 3         | 0        | 0        | 0        | 16.1         | 18         | 8          | 8          | 4         | 1         | 6          | 0        | 10         | 0         | 0        |
| <b>Minor League Totals</b> |                 | <b>32</b> | <b>31</b> | <b>4.14</b> | <b>119</b> | <b>90</b> | <b>1</b> | <b>1</b> | <b>7</b> | <b>547.2</b> | <b>570</b> | <b>288</b> | <b>252</b> | <b>44</b> | <b>20</b> | <b>154</b> | <b>2</b> | <b>376</b> | <b>24</b> | <b>4</b> |

**KUMAR BALAKRISHNAN NAMBIAR**

**LHP**

**Born:** New York City, New York, April 17, 1998; **Home:** Larchmont, New York  
**Bats:** Left; **Throws:** Left; **Height:** 5-11; **Weight:** 185  
**Obtained:** Selected in the 34<sup>th</sup> round of the 2019 First-Year Player Draft

Signed out of Yale University by Ronald Vaughn...was named First-Team All-Ivy for his senior season.

| Year                       | Club         | W        | L        | ERA         | G         | GS       | CG       | SHO      | SV       | IP          | H         | R         | ER        | HR       | HB       | BB        | IBB      | SO        | WP       | BK       |
|----------------------------|--------------|----------|----------|-------------|-----------|----------|----------|----------|----------|-------------|-----------|-----------|-----------|----------|----------|-----------|----------|-----------|----------|----------|
| 2019                       | ASL A's (R)  | 1        | 4        | 5.25        | 15        | 5        | 0        | 0        | 0        | 36.0        | 37        | 22        | 21        | 0        | 1        | 17        | 0        | 47        | 1        | 1        |
|                            | Stockton (A) | 1        | 0        | 6.00        | 1         | 0        | 0        | 0        | 0        | 3.0         | 3         | 3         | 2         | 0        | 0        | 3         | 0        | 2         | 0        | 0        |
| <b>Minor League Totals</b> |              | <b>2</b> | <b>4</b> | <b>5.31</b> | <b>16</b> | <b>5</b> | <b>0</b> | <b>0</b> | <b>0</b> | <b>39.0</b> | <b>40</b> | <b>25</b> | <b>23</b> | <b>0</b> | <b>1</b> | <b>20</b> | <b>0</b> | <b>49</b> | <b>1</b> | <b>1</b> |

**BRYCE DANIEL NIGHTENGALE**

**RHP**

**Born:** Cumberland, Maryland, August 16, 1996; **Home:** Cumberland, Maryland  
**Bats:** Right; **Throws:** Right; **Height:** 6-4; **Weight:** 205  
**Obtained:** Selected in the 16<sup>th</sup> round of the 2018 First-Year Player Draft

Signed out of George Mason University by Paul Faulk III.

| Year                       | Club        | W        | L        | ERA         | G         | GS        | CG       | SHO      | SV       | IP          | H         | R         | ER        | HR       | HB       | BB        | IBB      | SO        | WP        | BK       |
|----------------------------|-------------|----------|----------|-------------|-----------|-----------|----------|----------|----------|-------------|-----------|-----------|-----------|----------|----------|-----------|----------|-----------|-----------|----------|
| 2018                       | AZL A's (R) | 0        | 0        | 27.00       | 1         | 0         | 0        | 0        | 0        | 0.1         | 2         | 2         | 1         | 0        | 0        | 1         | 0        | 1         | 1         | 0        |
|                            | Vermont (A) | 0        | 2        | 5.09        | 14        | 1         | 0        | 0        | 2        | 23.0        | 25        | 14        | 13        | 2        | 0        | 17        | 1        | 23        | 2         | 0        |
| 2019                       | AZL A's (R) | 0        | 0        | 4.50        | 1         | 1         | 0        | 0        | 0        | 2.0         | 1         | 1         | 1         | 0        | 1        | 1         | 0        | 1         | 1         | 0        |
|                            | Beloit (A)  | 1        | 6        | 5.29        | 16        | 9         | 0        | 0        | 0        | 49.1        | 44        | 35        | 29        | 3        | 3        | 35        | 0        | 40        | 8         | 0        |
| <b>Minor League Totals</b> |             | <b>1</b> | <b>8</b> | <b>5.30</b> | <b>32</b> | <b>11</b> | <b>0</b> | <b>0</b> | <b>2</b> | <b>74.2</b> | <b>72</b> | <b>52</b> | <b>44</b> | <b>5</b> | <b>4</b> | <b>54</b> | <b>1</b> | <b>65</b> | <b>12</b> | <b>0</b> |

**YORLENIS NOA (REYES)**

**LHP**

**Born:** La Habana, Cuba, April 12, 1996; **Home:** Santo Domingo, Dominican Republic  
**Bats:** Left; **Throws:** Left; **Height:** 6-3; **Weight:** 185  
**Obtained:** Signed as a free agent to a minor league deal on May 17, 2018

Signed by Amaury Reyes.

| Year                       | Club        | W        | L        | ERA         | G         | GS        | CG       | SHO      | SV       | IP          | H         | R         | ER        | HR       | HB       | BB        | IBB      | SO        | WP       | BK       |
|----------------------------|-------------|----------|----------|-------------|-----------|-----------|----------|----------|----------|-------------|-----------|-----------|-----------|----------|----------|-----------|----------|-----------|----------|----------|
| 2018                       | DSL A's (R) | 0        | 1        | 1.04        | 14        | 7         | 0        | 0        | 1        | 52.0        | 29        | 10        | 6         | 0        | 2        | 13        | 0        | 48        | 0        | 0        |
| 2019                       | Vermont (A) | 1        | 6        | 5.36        | 14        | 6         | 0        | 0        | 1        | 47.0        | 43        | 30        | 28        | 1        | 2        | 20        | 0        | 40        | 1        | 1        |
| <b>Minor League Totals</b> |             | <b>1</b> | <b>7</b> | <b>3.09</b> | <b>28</b> | <b>13</b> | <b>0</b> | <b>0</b> | <b>2</b> | <b>99.0</b> | <b>72</b> | <b>40</b> | <b>34</b> | <b>1</b> | <b>4</b> | <b>33</b> | <b>0</b> | <b>88</b> | <b>1</b> | <b>1</b> |

### NICHOLAS ALLEN OSBORNE

OF

Goes by "Nick"

**Born:** Knoxville, Tennessee, February 20, 1997; **Home:** Sevierville, Tennessee

**Bats:** Right; **Throws:** Right; **Height:** 6-1; **Weight:** 202

**Obtained:** Signed as a non-drafted free agent to a minor league deal on July 24, 2018

Went undrafted in 2018 out of Tennessee Tech University...was signed by Michael Holmes.

| Year                       | Club        | AVG.        | G          | AB         | R         | H         | 2B        | 3B       | HR       | RBI       | SH       | SF       | HP       | BB        | SO         | SB       | CS       | SLG         | OBP         | E        |
|----------------------------|-------------|-------------|------------|------------|-----------|-----------|-----------|----------|----------|-----------|----------|----------|----------|-----------|------------|----------|----------|-------------|-------------|----------|
| 2018                       | Vermont (A) | .235        | 31         | 115        | 13        | 27        | 7         | 0        | 2        | 14        | 0        | 1        | 1        | 12        | 35         | 1        | 0        | .348        | .310        | 3        |
| 2019                       | Vermont (A) | .181        | 22         | 72         | 5         | 13        | 4         | 0        | 0        | 4         | 1        | 1        | 1        | 5         | 15         | 1        | 0        | .236        | .241        | 0        |
|                            | Beloit (A)  | .240        | 67         | 246        | 26        | 59        | 19        | 1        | 7        | 38        | 0        | 5        | 1        | 23        | 87         | 6        | 5        | .411        | .302        | 5        |
| <b>Minor League Totals</b> |             | <b>.229</b> | <b>120</b> | <b>433</b> | <b>44</b> | <b>99</b> | <b>30</b> | <b>1</b> | <b>9</b> | <b>56</b> | <b>0</b> | <b>7</b> | <b>3</b> | <b>40</b> | <b>137</b> | <b>8</b> | <b>5</b> | <b>.365</b> | <b>.294</b> | <b>8</b> |

### ENRRY FELIX PANTOJA (MESTRE)

OF

**Born:** La Habana, Cuba, September 27, 1996; **Home:** Port-au-Prince, Haiti

**Bats:** Right; **Throws:** Right; **Height:** 5-11; **Weight:** 200

**Obtained:** Signed as a free agent to a minor league deal on February 1, 2017

Signed by Amaury Reyes.

| Year                       | Club        | AVG.        | G         | AB         | R         | H         | 2B       | 3B       | HR       | RBI       | SH       | SF       | HP        | BB        | SO        | SB        | CS       | SLG         | OBP         | E        |
|----------------------------|-------------|-------------|-----------|------------|-----------|-----------|----------|----------|----------|-----------|----------|----------|-----------|-----------|-----------|-----------|----------|-------------|-------------|----------|
| 2017                       | DSL A's (R) | .256        | 12        | 39         | 8         | 10        | 1        | 1        | 0        | 7         | 0        | 1        | 4         | 2         | 10        | 2         | 2        | .333        | .348        | 0        |
|                            | AZL A's (R) | .244        | 29        | 90         | 8         | 22        | 2        | 1        | 0        | 10        | 1        | 1        | 3         | 13        | 18        | 6         | 1        | .289        | .355        | 1        |
| 2018                       | Vermont (A) | .222        | 6         | 18         | 0         | 4         | 0        | 0        | 0        | 0         | 0        | 0        | 1         | 1         | 4         | 0         | 0        | .222        | .300        | 0        |
| 2019                       | AZL A's (R) | .412        | 15        | 51         | 8         | 21        | 2        | 0        | 0        | 11        | 0        | 2        | 2         | 7         | 6         | 3         | 2        | .451        | .484        | 0        |
| <b>Minor League Totals</b> |             | <b>.288</b> | <b>62</b> | <b>198</b> | <b>24</b> | <b>57</b> | <b>5</b> | <b>2</b> | <b>0</b> | <b>28</b> | <b>1</b> | <b>4</b> | <b>10</b> | <b>23</b> | <b>38</b> | <b>11</b> | <b>5</b> | <b>.333</b> | <b>.383</b> | <b>1</b> |

### ALEXANDER KENNETH PANTUSO

RHP

Goes by "Alex"

**Born:** Pittsburgh, Pennsylvania, October 14, 1995; **Home:** Pittsburgh, Pennsylvania

**Bats:** Right; **Throws:** Right; **Height:** 6-5; **Weight:** 235

**Obtained:** Selected in the 31<sup>st</sup> round of the 2018 First-Year Player Draft

Signed out of Slippery Rock University by Matthew Higginson.

| Year                       | Club        | W        | L        | ERA         | G         | GS       | CG       | SHO      | SV       | IP          | H         | R         | ER        | HR       | HB       | BB        | IBB      | SO        | WP       | BK       |
|----------------------------|-------------|----------|----------|-------------|-----------|----------|----------|----------|----------|-------------|-----------|-----------|-----------|----------|----------|-----------|----------|-----------|----------|----------|
| 2018                       | AZL A's (R) | 0        | 0        | 3.33        | 15        | 0        | 0        | 0        | 0        | 24.1        | 15        | 10        | 9         | 0        | 3        | 13        | 0        | 35        | 6        | 0        |
| 2019                       | AZL A's (R) | 1        | 2        | 2.33        | 14        | 0        | 0        | 0        | 3        | 19.1        | 11        | 6         | 5         | 0        | 0        | 12        | 0        | 33        | 3        | 0        |
|                            | Vermont (A) | 0        | 0        | 4.50        | 2         | 0        | 0        | 0        | 0        | 4.0         | 4         | 3         | 2         | 0        | 0        | 0         | 0        | 8         | 0        | 0        |
| <b>Minor League Totals</b> |             | <b>1</b> | <b>2</b> | <b>3.02</b> | <b>31</b> | <b>0</b> | <b>0</b> | <b>0</b> | <b>3</b> | <b>47.2</b> | <b>30</b> | <b>19</b> | <b>16</b> | <b>0</b> | <b>3</b> | <b>25</b> | <b>0</b> | <b>76</b> | <b>9</b> | <b>0</b> |

### NATHAN JOSEPH PATTERSON

RHP

**Born:** Kansas City, Missouri, February 5, 1996; **Home:** Overland Park, Kansas

**Bats:** Right; **Throws:** Right; **Height:** 6-1; **Weight:** 180

**Obtained:** Signed as a free agent to a minor league deal on July 31, 2019.

Signed by Anthony Aloisi.

| Year                       | Club        | W        | L        | ERA         | G        | GS       | CG       | SHO      | SV       | IP         | H        | R        | ER       | HR       | HB       | BB       | IBB      | SO       | WP       | BK       |
|----------------------------|-------------|----------|----------|-------------|----------|----------|----------|----------|----------|------------|----------|----------|----------|----------|----------|----------|----------|----------|----------|----------|
| 2019                       | AZL A's (R) | 0        | 1        | 4.76        | 3        | 3        | 0        | 0        | 0        | 5.2        | 3        | 3        | 3        | 1        | 0        | 1        | 0        | 8        | 0        | 0        |
| <b>Minor League Totals</b> |             | <b>0</b> | <b>1</b> | <b>4.76</b> | <b>3</b> | <b>3</b> | <b>0</b> | <b>0</b> | <b>0</b> | <b>5.2</b> | <b>3</b> | <b>3</b> | <b>3</b> | <b>1</b> | <b>0</b> | <b>1</b> | <b>0</b> | <b>8</b> | <b>0</b> | <b>0</b> |

### JHOAN MANUEL PAULINO (JAVIER)

IF

**Born:** San Francisco de Macoris, Dominican Republic, June 11, 2001; **Home:** San Francisco de Macoris, Dominican Republic

**Bats:** Right; **Throws:** Right; **Height:** 6-0; **Weight:** 160

**Obtained:** Signed as a free agent to a minor league deal on June 2, 2017

Signed by Amaury Reyes.

## Organizational Players, continued

| Year                | Club        | AVG. | G   | AB  | R  | H  | 2B | 3B | HR | RBI | SH | SF | HP | BB | SO  | SB | CS | SLG  | OBP  | E  |
|---------------------|-------------|------|-----|-----|----|----|----|----|----|-----|----|----|----|----|-----|----|----|------|------|----|
| 2018                | DSL A's (R) | .242 | 55  | 186 | 15 | 45 | 9  | 0  | 0  | 21  | 3  | 1  | 2  | 16 | 42  | 11 | 2  | .290 | .307 | 22 |
| 2019                | AZL A's (R) | .239 | 50  | 197 | 26 | 47 | 17 | 3  | 2  | 25  | 1  | 2  | 1  | 13 | 61  | 2  | 6  | .386 | .286 | 16 |
| Minor League Totals |             | .240 | 105 | 383 | 41 | 92 | 26 | 3  | 2  | 46  | 4  | 3  | 3  | 29 | 103 | 13 | 8  | .339 | .297 | 38 |

### COLIN ROBERT PELUSE

RHP

**Born:** Baltimore, Maryland, June 11, 1998; **Home:** Middletown, Delaware

**Bats:** Right; **Throws:** Right; **Height:** 6-3; **Weight:** 230

**Obtained:** Selected in the ninth round of the 2019 First-Year Player Draft

Signed out of Wake Forest University by William Avent...entered the 2019 draft as the 12<sup>th</sup>-ranked pitcher out of North Carolina and 236<sup>th</sup> overall by Baseball America.

| Year                | Club        | W | L | ERA  | G | GS | CG | SHO | SV | IP   | H  | R | ER | HR | HB | BB | IBB | SO | WP | BK |
|---------------------|-------------|---|---|------|---|----|----|-----|----|------|----|---|----|----|----|----|-----|----|----|----|
| 2019                | Vermont (A) | 2 | 1 | 2.25 | 8 | 5  | 0  | 0   | 0  | 24.0 | 21 | 8 | 6  | 1  | 5  | 6  | 0   | 26 | 0  | 1  |
| Minor League Totals |             | 2 | 1 | 2.25 | 8 | 5  | 0  | 0   | 0  | 24.0 | 21 | 8 | 6  | 1  | 5  | 6  | 0   | 26 | 0  | 1  |

### JOSEPH PENA

IF

**Born:** Brooklyn, New York, October 27, 1995; **Home:** Staten Island, New York

**Bats:** Both; **Throws:** Right; **Height:** 5-8; **Weight:** 170

**Obtained:** Selected in the 33<sup>rd</sup> round of the 2018 First-Year Player Draft

Signed out of St. Thomas Aquinas College by Ronald Vaughn.

| Year                | Club        | AVG. | G   | AB  | R  | H   | 2B | 3B | HR | RBI | SH | SF | HP | BB | SO  | SB | CS | SLG  | OBP  | E  |
|---------------------|-------------|------|-----|-----|----|-----|----|----|----|-----|----|----|----|----|-----|----|----|------|------|----|
| 2018                | AZL A's (R) | .143 | 4   | 7   | 3  | 1   | 0  | 0  | 0  | 1   | 1  | 0  | 0  | 4  | 3   | 1  | 1  | .143 | .455 | 2  |
|                     | Vermont (A) | .218 | 44  | 147 | 27 | 32  | 4  | 4  | 0  | 16  | 1  | 3  | 5  | 26 | 32  | 9  | 1  | .299 | .348 | 3  |
| 2019                | Beloit (A)  | .241 | 96  | 336 | 54 | 81  | 9  | 3  | 1  | 28  | 4  | 5  | 7  | 61 | 65  | 9  | 4  | .295 | .364 | 13 |
| Minor League Totals |             | .233 | 144 | 490 | 84 | 114 | 13 | 7  | 1  | 45  | 6  | 8  | 12 | 91 | 100 | 19 | 6  | .294 | .361 | 18 |

### ELVIS ANTONIO PERALTA

IF

**Born:** New York City, New York, December 7, 1996; **Home:** Lawrence, Massachusetts

**Bats:** Left; **Throws:** Right; **Height:** 5-10; **Weight:** 170

**Obtained:** Selected in the 26<sup>th</sup> round of the 2019 First-Year Player Draft

Signed out of Marshall University by Paul Faulk III.

| Year                | Club        | AVG. | G  | AB  | R  | H  | 2B | 3B | HR | RBI | SH | SF | HP | BB | SO | SB | CS | SLG  | OBP  | E  |
|---------------------|-------------|------|----|-----|----|----|----|----|----|-----|----|----|----|----|----|----|----|------|------|----|
| 2019                | AZL A's (R) | .282 | 48 | 177 | 41 | 50 | 9  | 1  | 2  | 20  | 3  | 0  | 4  | 30 | 47 | 10 | 6  | .379 | .398 | 15 |
| Minor League Totals |             | .282 | 48 | 177 | 41 | 50 | 9  | 1  | 2  | 20  | 3  | 0  | 4  | 30 | 47 | 10 | 6  | .379 | .398 | 15 |

### LEUDENY PINEDA (FIGUERO)

RHP

**Born:** Azua, Dominican Republic, January 29, 1996; **Home:** Davie, Florida

**Bats:** Right; **Throws:** Left; **Height:** 5-11; **Weight:** 205

**Obtained:** Selected in the 26<sup>th</sup> round of the 2018 First-Year Player Draft

Signed out of ASA College, Miami, by Julio Franco.

| Year                | Club         | W | L | ERA   | G  | GS | CG | SHO | SV | IP   | H  | R  | ER | HR | HB | BB | IBB | SO | WP | BK |
|---------------------|--------------|---|---|-------|----|----|----|-----|----|------|----|----|----|----|----|----|-----|----|----|----|
| 2018                | AZL A's (R)  | 1 | 3 | 7.32  | 13 | 1  | 0  | 0   | 0  | 19.2 | 20 | 18 | 16 | 1  | 3  | 14 | 0   | 14 | 5  | 1  |
| 2019                | AZL A's (R)  | 0 | 2 | 4.05  | 6  | 6  | 0  | 0   | 0  | 26.2 | 27 | 19 | 12 | 1  | 3  | 5  | 0   | 28 | 0  | 0  |
|                     | Vermont (A)  | 2 | 1 | 7.36  | 7  | 2  | 0  | 0   | 0  | 22.0 | 34 | 21 | 18 | 2  | 5  | 12 | 0   | 19 | 4  | 0  |
|                     | Stockton (A) | 0 | 1 | 11.25 | 1  | 1  | 0  | 0   | 0  | 4.0  | 7  | 5  | 5  | 1  | 0  | 2  | 0   | 3  | 2  | 0  |
| Minor League Totals |              | 3 | 7 | 6.35  | 27 | 10 | 0  | 0   | 0  | 72.1 | 88 | 63 | 51 | 5  | 11 | 33 | 0   | 64 | 11 | 1  |

### CHRISTOPHER QUINTIN (REYNOSO)

IF

**Born:** Bani, Dominican Republic, June 7, 1999; **Home:** Peravia, Dominican Republic

**Bats:** Right; **Throws:** Right; **Height:** 6-0; **Weight:** 166

**Obtained:** Signed as a free agent to a minor league deal on July 2, 2015

Signed by Amarys Reyes.

| Year                       | Club        | AVG.        | G          | AB         | R         | H         | 2B        | 3B       | HR       | RBI       | SH       | SF       | HP       | BB        | SO         | SB        | CS       | SLG         | OBP         | E         |
|----------------------------|-------------|-------------|------------|------------|-----------|-----------|-----------|----------|----------|-----------|----------|----------|----------|-----------|------------|-----------|----------|-------------|-------------|-----------|
| 2016                       | AZL A's (R) | .000        | 5          | 12         | 0         | 0         | 0         | 0        | 0        | 0         | 0        | 0        | 0        | 1         | 7          | 0         | 0        | .077        | .000        | 3         |
|                            | DSL A's (R) | .146        | 32         | 96         | 6         | 14        | 4         | 0        | 0        | 5         | 3        | 0        | 2        | 10        | 37         | 1         | 0        | .241        | .188        | 10        |
| 2017                       | AZL A's (R) | .000        | 4          | 10         | 1         | 0         | 0         | 0        | 0        | 1         | 0        | 0        | 0        | 1         | 2          | 0         | 0        | .091        | .000        | 3         |
|                            | DSL A's (R) | .190        | 28         | 79         | 11        | 15        | 3         | 1        | 0        | 5         | 2        | 0        | 2        | 11        | 18         | 4         | 3        | .304        | .253        | 8         |
|                            | Vermont (A) | .000        | 2          | 5          | 1         | 0         | 0         | 0        | 0        | 0         | 0        | 0        | 0        | 2         | 1          | 0         | 0        | .286        | .000        | 0         |
| 2018                       | AZL A's (R) | .217        | 43         | 138        | 17        | 30        | 5         | 0        | 2        | 13        | 0        | 0        | 0        | 11        | 47         | 5         | 2        | .297        | .275        | 11        |
| 2019                       | AZL A's (R) | .273        | 31         | 99         | 17        | 27        | 4         | 1        | 0        | 14        | 1        | 0        | 2        | 7         | 29         | 2         | 0        | .333        | .333        | 5         |
|                            | Vermont (A) | .194        | 10         | 31         | 1         | 6         | 1         | 0        | 0        | 1         | 0        | 0        | 0        | 3         | 0          | 0         | 1        | .226        | .265        | 1         |
| <b>Minor League Totals</b> |             | <b>.196</b> | <b>155</b> | <b>470</b> | <b>54</b> | <b>92</b> | <b>17</b> | <b>2</b> | <b>2</b> | <b>39</b> | <b>6</b> | <b>0</b> | <b>6</b> | <b>46</b> | <b>157</b> | <b>12</b> | <b>6</b> | <b>.253</b> | <b>.276</b> | <b>41</b> |

### ZACHARY DAVID RAFUSE

RHP

Goes by "Zach"

**Born:** Orange Park, Florida, December 3, 1996; **Home:** Baldwin, Florida

**Bats:** Right; **Throws:** Right; **Height:** 6-0; **Weight:** 175

**Obtained:** Selected in the 35<sup>th</sup> round of the 2019 First Year Player Draft

Signed out of the University of South Carolina Aiken by William Avent...was named Second-Team All-Conference in his final collegiate season.

| Year                       | Club        | W        | L        | ERA         | G         | GS       | CG       | SHO      | SV       | IP          | H         | R         | ER        | HR       | HB       | BB        | IBB      | SO        | WP        | BK       |
|----------------------------|-------------|----------|----------|-------------|-----------|----------|----------|----------|----------|-------------|-----------|-----------|-----------|----------|----------|-----------|----------|-----------|-----------|----------|
| 2017                       | AZL A's (R) | 1        | 1        | 8.10        | 2         | 0        | 0        | 0        | 0        | 3.1         | 3         | 3         | 3         | 0        | 0        | 2         | 0        | 5         | 3         | 0        |
|                            | Vermont (A) | 1        | 1        | 2.21        | 12        | 0        | 0        | 0        | 1        | 20.1        | 15        | 5         | 5         | 1        | 1        | 2         | 0        | 21        | 2         | 1        |
| 2018                       | Vermont (A) | 1        | 1        | 3.46        | 6         | 0        | 0        | 0        | 0        | 13.0        | 12        | 6         | 5         | 2        | 2        | 2         | 0        | 12        | 3         | 0        |
|                            | Beloit (A)  | 3        | 3        | 5.52        | 30        | 1        | 0        | 0        | 4        | 45.2        | 50        | 32        | 28        | 4        | 4        | 19        | 0        | 33        | 5         | 1        |
| <b>Minor League Totals</b> |             | <b>6</b> | <b>6</b> | <b>4.48</b> | <b>50</b> | <b>1</b> | <b>0</b> | <b>0</b> | <b>5</b> | <b>82.1</b> | <b>80</b> | <b>46</b> | <b>41</b> | <b>7</b> | <b>7</b> | <b>25</b> | <b>0</b> | <b>71</b> | <b>13</b> | <b>2</b> |

### TYLER CHRISTOPHER RAMIREZ

OF

**Born:** Chesapeake, Virginia, February 21, 1995; **Home:** Suffolk, Virginia

**Bats:** Left; **Throws:** Left; **Height:** 5-9; **Weight:** 185

**Obtained:** Selected in the seventh round of the 2016 First-Year Player Draft

Graduated from Cape Henry Collegiate HS (VA)...played at North Carolina, where he was Second Team All-ACC as a junior in 2016...signed by Neil Avent...among A's farmhands, finished 2017 first in walks (73) and on-base percentage (.398), second in hits (148), tied for second in runs scored (80) and third in batting average (.304)...finished 2018 second in hits (147), third in RBI (79), second in doubles (35) and tied for second in walks (62)...in 2019 ranked tied for third in the organization in walks (68).

| Year                       | Club            | AVG.        | G          | AB          | R          | H          | 2B        | 3B        | HR        | RBI        | SH       | SF        | HP        | BB         | SO         | SB        | CS        | SLG         | OBP         | E        |
|----------------------------|-----------------|-------------|------------|-------------|------------|------------|-----------|-----------|-----------|------------|----------|-----------|-----------|------------|------------|-----------|-----------|-------------|-------------|----------|
| 2016                       | AZL A's (R)     | .286        | 8          | 28          | 5          | 8          | 3         | 2         | 0         | 8          | 0        | 0         | 0         | 1          | 10         | 1         | 0         | .536        | .310        | 0        |
|                            | Vermont (A)     | .220        | 48         | 150         | 22         | 33         | 8         | 1         | 2         | 15         | 0        | 2         | 5         | 19         | 39         | 5         | 0         | .327        | .324        | 2        |
| 2017                       | Stockton (A)    | .301        | 76         | 279         | 51         | 84         | 12        | 2         | 7         | 39         | 0        | 2         | 2         | 45         | 80         | 5         | 2         | .434        | .399        | 0        |
|                            | Midland (AA)    | .308        | 58         | 208         | 29         | 64         | 11        | 1         | 4         | 24         | 0        | 3         | 4         | 28         | 53         | 3         | 3         | .428        | .395        | 0        |
| 2018                       | Midland (AA)    | .287        | 134        | 512         | 73         | 147        | 35        | 4         | 10        | 79         | 2        | 8         | 10        | 62         | 148        | 5         | 4         | .430        | .370        | 4        |
| 2019                       | Midland (AA)    | .240        | 79         | 279         | 35         | 67         | 14        | 2         | 5         | 42         | 0        | 3         | 7         | 47         | 89         | 5         | 2         | .358        | .369        | 1        |
|                            | Las Vegas (AAA) | .188        | 38         | 117         | 18         | 22         | 4         | 1         | 3         | 18         | 0        | 0         | 1         | 21         | 38         | 0         | 0         | .316        | .317        | 0        |
| <b>Minor League Totals</b> |                 | <b>.270</b> | <b>441</b> | <b>1573</b> | <b>233</b> | <b>425</b> | <b>87</b> | <b>13</b> | <b>31</b> | <b>225</b> | <b>2</b> | <b>18</b> | <b>29</b> | <b>223</b> | <b>457</b> | <b>24</b> | <b>11</b> | <b>.401</b> | <b>.367</b> | <b>7</b> |

### KEVIN NORBERTO RICHARDS (PLACIDO)

OF

**Born:** La Romana, Dominican Republic, January 1, 2000; **Home:** La Romana, Dominican Republic

**Bats:** Right; **Throws:** Right; **Height:** 6-2; **Weight:** 175

**Obtained:** Signed as a free agent to a minor league deal on July 2, 2016

Signed by Amaury Reyes.

| Year                       | Club        | AVG.        | G          | AB         | R         | H          | 2B        | 3B       | HR       | RBI       | SH       | SF       | HP       | BB        | SO         | SB        | CS       | SLG         | OBP         | E        |
|----------------------------|-------------|-------------|------------|------------|-----------|------------|-----------|----------|----------|-----------|----------|----------|----------|-----------|------------|-----------|----------|-------------|-------------|----------|
| 2017                       | DSL A's (R) | .248        | 35         | 101        | 16        | 25         | 0         | 4        | 0        | 10        | 1        | 2        | 2        | 11        | 29         | 10        | 5        | .327        | .328        | 2        |
| 2018                       | AZL A's (R) | .248        | 42         | 121        | 21        | 30         | 6         | 2        | 0        | 13        | 2        | 1        | 1        | 8         | 32         | 7         | 0        | .331        | .298        | 2        |
| 2019                       | Vermont (A) | .228        | 68         | 254        | 20        | 58         | 17        | 1        | 4        | 37        | 2        | 6        | 2        | 37        | 76         | 1         | 1        | .350        | .263        | 3        |
| <b>Minor League Totals</b> |             | <b>.237</b> | <b>145</b> | <b>476</b> | <b>57</b> | <b>113</b> | <b>23</b> | <b>7</b> | <b>4</b> | <b>60</b> | <b>5</b> | <b>9</b> | <b>5</b> | <b>31</b> | <b>137</b> | <b>18</b> | <b>6</b> | <b>.340</b> | <b>.286</b> | <b>7</b> |

### RAFAEL ANTONIO RINCONES (PEREZ)

OF

**Born:** Valencia, Venezuela, July 1, 1999; **Home:** Valencia, Venezuela

**Bats:** Both; **Throws:** Right; **Height:** 6-0; **Weight:** 202

**Obtained:** Acquired from the Red Sox in a trade for Rajai Davis on August 23, 2017

**Organizational Players, continued**

Originally signed by the Red Sox to a minor league deal on August 9, 2015.

| Year                       | Club            | AVG.        | G          | AB         | R          | H          | 2B        | 3B       | HR       | RBI        | SH       | SF       | HP        | BB        | SO         | SB        | CS       | SLG         | OBP         | E         |
|----------------------------|-----------------|-------------|------------|------------|------------|------------|-----------|----------|----------|------------|----------|----------|-----------|-----------|------------|-----------|----------|-------------|-------------|-----------|
| 2016                       | DSL Red Sox (R) | .275        | 40         | 120        | 26         | 33         | 5         | 1        | 1        | 20         | 2        | 0        | 4         | 21        | 43         | 6         | 2        | .400        | .358        | 1         |
| 2017                       | DSL Red Sox (R) | .258        | 58         | 198        | 38         | 51         | 13        | 3        | 1        | 19         | 0        | 1        | 5         | 32        | 51         | 8         | 3        | .373        | .369        | 4         |
|                            | DSL A's (R)     | .500        | 2          | 6          | 2          | 3          | 1         | 0        | 0        | 3          | 0        | 0        | 0         | 0         | 0          | 0         | 0        | .500        | .667        | 1         |
| 2018                       | AZL A's (R)     | .209        | 36         | 86         | 13         | 18         | 3         | 0        | 3        | 18         | 0        | 2        | 3         | 10        | 36         | 2         | 1        | .349        | .307        | 0         |
| 2019                       | AZL A's (R)     | .276        | 46         | 174        | 25         | 48         | 5         | 2        | 2        | 39         | 0        | 4        | 5         | 24        | 47         | 3         | 1        | .362        | .372        | 4         |
|                            | Stockton (A)    | .091        | 4          | 11         | 0          | 1          | 0         | 0        | 1        | 0          | 0        | 1        | 3         | 6         | 0          | 0         | 0        | .091        | .333        | 2         |
| <b>Minor League Totals</b> |                 | <b>.259</b> | <b>186</b> | <b>595</b> | <b>104</b> | <b>154</b> | <b>27</b> | <b>6</b> | <b>7</b> | <b>100</b> | <b>2</b> | <b>7</b> | <b>18</b> | <b>90</b> | <b>183</b> | <b>19</b> | <b>7</b> | <b>.360</b> | <b>.369</b> | <b>12</b> |

**JOSE FELIX RIVAS (SUAREZ)**

**C**

**Born:** Barquisimeto, Venezuela, August 5, 1998; **Home:** Lara, Venezuela

**Bats:** Right; **Throws:** Right; **Height:** 5-11; **Weight:** 214

**Obtained:** Signed as a free agent to a minor league deal on August 5, 2014

Signed by Ruben Barradas.

| Year                       | Club        | AVG.        | G          | AB         | R         | H          | 2B        | 3B       | HR       | RBI       | SH       | SF       | HP        | BB        | SO         | SB       | CS       | SLG         | OBP         | E         |
|----------------------------|-------------|-------------|------------|------------|-----------|------------|-----------|----------|----------|-----------|----------|----------|-----------|-----------|------------|----------|----------|-------------|-------------|-----------|
| 2015                       | DSL A's (R) | .223        | 53         | 179        | 11        | 40         | 6         | 0        | 1        | 16        | 2        | 0        | 5         | 24        | 19         | 1        | 0        | .332        | .274        | 6         |
| 2016                       | DSL A's (R) | .230        | 40         | 113        | 12        | 26         | 1         | 0        | 0        | 11        | 1        | 3        | 6         | 17        | 13         | 3        | 0        | .353        | .239        | 2         |
| 2017                       | DSL A's (R) | .248        | 36         | 101        | 12        | 25         | 3         | 1        | 0        | 9         | 0        | 0        | 4         | 12        | 10         | 2        | 2        | .350        | .297        | 3         |
| 2018                       | Vermont (A) | .215        | 45         | 144        | 16        | 31         | 4         | 0        | 2        | 16        | 2        | 1        | 4         | 11        | 25         | 0        | 0        | .285        | .288        | 7         |
| 2019                       | Vermont (A) | .204        | 57         | 191        | 22        | 39         | 7         | 3        | 1        | 14        | 0        | 0        | 8         | 19        | 42         | 2        | 2        | .288        | .303        | 11        |
| <b>Minor League Totals</b> |             | <b>.221</b> | <b>231</b> | <b>728</b> | <b>73</b> | <b>161</b> | <b>21</b> | <b>4</b> | <b>4</b> | <b>66</b> | <b>5</b> | <b>4</b> | <b>27</b> | <b>83</b> | <b>109</b> | <b>8</b> | <b>4</b> | <b>.277</b> | <b>.322</b> | <b>29</b> |

**JORGE ALBERTO ROMERO (RIVERA)**

**OF**

**Born:** Carolina, Puerto Rico, May 30, 2000; **Home:** Carolina, Puerto Rico

**Bats:** Right; **Throws:** Right; **Height:** 6-2; **Weight:** 185

**Obtained:** Selected in the 18<sup>th</sup> round of the 2019 First-Year Player Draft

Signed out of Colegio Angel David High School by Carlos Escalera.

| Year                       | Club        | AVG.        | G         | AB        | R        | H        | 2B       | 3B       | HR       | RBI      | SH       | SF       | HP       | BB       | SO        | SB       | CS       | SLG         | OBP         | E        |
|----------------------------|-------------|-------------|-----------|-----------|----------|----------|----------|----------|----------|----------|----------|----------|----------|----------|-----------|----------|----------|-------------|-------------|----------|
| 2019                       | AZL A's (R) | .273        | 12        | 33        | 5        | 9        | 0        | 1        | 1        | 4        | 0        | 0        | 3        | 4        | 15        | 2        | 0        | .424        | .400        | 3        |
| <b>Minor League Totals</b> |             | <b>.273</b> | <b>12</b> | <b>33</b> | <b>5</b> | <b>9</b> | <b>0</b> | <b>1</b> | <b>1</b> | <b>4</b> | <b>0</b> | <b>0</b> | <b>3</b> | <b>4</b> | <b>15</b> | <b>2</b> | <b>0</b> | <b>.424</b> | <b>.400</b> | <b>3</b> |

**SAM ROMERO CONTRERAS**

**RHP**

**Born:** Phoenix, Arizona, January 1, 1997; **Home:** Phoenix, Arizona

**Bats:** Right; **Throws:** Right; **Height:** 6-2; **Weight:** 195

**Obtained:** Selected in the 40<sup>th</sup> round of the 2019 First-Year Player Draft

Signed out of Arizona State University by Scott Cousins.

| Year                       | Club        | W        | L        | ERA         | G         | GS       | CG       | SHO      | SV       | IP          | H         | R         | ER        | HR       | HB       | BB        | IBB      | SO        | WP       | BK       |
|----------------------------|-------------|----------|----------|-------------|-----------|----------|----------|----------|----------|-------------|-----------|-----------|-----------|----------|----------|-----------|----------|-----------|----------|----------|
| 2019                       | AZL A's (R) | 2        | 1        | 4.97        | 16        | 0        | 0        | 0        | 3        | 29.0        | 32        | 18        | 16        | 0        | 2        | 10        | 2        | 35        | 8        | 0        |
| <b>Minor League Totals</b> |             | <b>2</b> | <b>1</b> | <b>4.97</b> | <b>16</b> | <b>0</b> | <b>0</b> | <b>0</b> | <b>3</b> | <b>29.0</b> | <b>32</b> | <b>18</b> | <b>16</b> | <b>0</b> | <b>2</b> | <b>10</b> | <b>2</b> | <b>35</b> | <b>8</b> | <b>0</b> |

**JEAN CARLOS RUIZ (TORRES)**

**RHP**

**Born:** Cartagena, Colombia, September 6, 1996; **Home:** Cartagena, Colombia

**Bats:** Right; **Throws:** Right; **Height:** 6-0; **Weight:** 214

**Obtained:** Signed as a free agent to a minor league deal on January 24, 2014

Signed by Jose Quintero...missed 2019 due to injury.



| Year                       | Club        | W                      | L         | ERA         | G         | GS        | CG       | SHO      | SV       | IP           | H          | R          | ER         | HR        | HB        | BB         | IBB      | SO         | WP        | BK       |  |
|----------------------------|-------------|------------------------|-----------|-------------|-----------|-----------|----------|----------|----------|--------------|------------|------------|------------|-----------|-----------|------------|----------|------------|-----------|----------|--|
| 2014                       | DSL A's (R) | 2                      | 4         | 7.32        | 14        | 4         | 0        | 0        | 0        | 35.2         | 46         | 38         | 29         | 0         | 1         | 29         | 0        | 29         | 5         | 0        |  |
| 2015                       | DSL A's (R) | 2                      | 4         | 3.02        | 15        | 5         | 0        | 0        | 2        | 56.2         | 49         | 33         | 19         | 5         | 5         | 24         | 1        | 41         | 9         | 0        |  |
| 2016                       | DSL A's (R) | 4                      | 2         | 1.70        | 13        | 7         | 0        | 0        | 1        | 58.1         | 45         | 19         | 11         | 0         | 3         | 14         | 0        | 50         | 8         | 0        |  |
| 2017                       | Vermont (A) | 1                      | 0         | 1.38        | 15        | 8         | 0        | 0        | 0        | 52.1         | 35         | 11         | 8          | 1         | 5         | 9          | 0        | 42         | 0         | 0        |  |
| 2018                       | Beloit (A)  | 5                      | 12        | 4.66        | 27        | 20        | 0        | 0        | 0        | 119.2        | 123        | 71         | 62         | 14        | 9         | 41         | 1        | 77         | 6         | 1        |  |
| 2019                       |             | Injured – Did Not Play |           |             |           |           |          |          |          |              |            |            |            |           |           |            |          |            |           |          |  |
| <b>Minor League Totals</b> |             | <b>14</b>              | <b>22</b> | <b>3.60</b> | <b>84</b> | <b>44</b> | <b>0</b> | <b>0</b> | <b>3</b> | <b>322.2</b> | <b>298</b> | <b>172</b> | <b>129</b> | <b>20</b> | <b>23</b> | <b>117</b> | <b>2</b> | <b>230</b> | <b>28</b> | <b>1</b> |  |

### NORGE LUIS RUIZ (LOYOLA)

RHP

**Born:** Havana, Cuba, March 15, 1994; **Home:** Tomball, Cuba

**Bats:** Right; **Throws:** Right; **Height:** 6-0; **Weight:** 185

**Obtained:** Signed as a free agent to a minor league deal on December 22, 2016

Signed by JC De La Cruz...finished 2018 tied for ninth in the organization in innings pitched (134.1) and tied for third in complete games (1).

| Year                       | Club            | W         | L         | ERA         | G         | GS        | CG       | SHO      | SV       | IP           | H          | R          | ER         | HR        | HB        | BB        | IBB      | SO         | WP        | BK       |
|----------------------------|-----------------|-----------|-----------|-------------|-----------|-----------|----------|----------|----------|--------------|------------|------------|------------|-----------|-----------|-----------|----------|------------|-----------|----------|
| 2017                       | DSL A's (R)     | 2         | 0         | 0.47        | 4         | 4         | 0        | 0        | 0        | 19.0         | 9          | 1          | 1          | 0         | 0         | 1         | 0        | 14         | 0         | 0        |
|                            | AZL A's (R)     | 0         | 1         | 11.25       | 1         | 1         | 0        | 0        | 0        | 4.0          | 5          | 5          | 5          | 0         | 0         | 2         | 0        | 4          | 0         | 0        |
|                            | Stockton (A)    | 3         | 1         | 5.71        | 8         | 8         | 0        | 0        | 0        | 34.2         | 47         | 26         | 22         | 4         | 2         | 12        | 0        | 24         | 2         | 0        |
| 2018                       | Midland (AA)    | 5         | 9         | 4.69        | 21        | 21        | 1        | 0        | 0        | 121.0        | 142        | 66         | 63         | 12        | 10        | 34        | 0        | 76         | 10        | 2        |
|                            | Nashville (AAA) | 1         | 1         | 6.75        | 3         | 2         | 0        | 0        | 0        | 13.1         | 15         | 11         | 10         | 3         | 0         | 4         | 0        | 10         | 0         | 0        |
| 2019                       | Midland (AA)    | 0         | 2         | 3.74        | 19        | 0         | 0        | 0        | 1        | 33.2         | 37         | 17         | 14         | 4         | 1         | 9         | 0        | 30         | 2         | 0        |
|                            | Las Vegas (AAA) | 2         | 3         | 9.08        | 19        | 0         | 0        | 0        | 2        | 35.2         | 62         | 39         | 36         | 10        | 4         | 14        | 0        | 24         | 5         | 0        |
| <b>Minor League Totals</b> |                 | <b>13</b> | <b>17</b> | <b>5.20</b> | <b>75</b> | <b>36</b> | <b>1</b> | <b>0</b> | <b>3</b> | <b>261.1</b> | <b>317</b> | <b>165</b> | <b>151</b> | <b>33</b> | <b>17</b> | <b>76</b> | <b>0</b> | <b>182</b> | <b>19</b> | <b>2</b> |

### CARLOS ANTONIO SANCHEZ (GORDON)

RHP

**Born:** Panama, Panama, December 26, 1997; **Home:** Panama, Panama

**Bats:** Right; **Throws:** Right; **Height:** 5-11; **Weight:** 150

**Obtained:** Signed as a non-drafted free agent, September 21, 2015

Signed by Juan Mosquera.

| Year                       | Club        | W         | L        | ERA         | G         | GS       | CG       | SHO      | SV        | IP           | H         | R         | ER        | HR       | HB       | BB        | IBB      | SO        | WP        | BK       |
|----------------------------|-------------|-----------|----------|-------------|-----------|----------|----------|----------|-----------|--------------|-----------|-----------|-----------|----------|----------|-----------|----------|-----------|-----------|----------|
| 2016                       | DSL A's (R) | 3         | 0        | 2.86        | 17        | 0        | 0        | 0        | 2         | 34.2         | 34        | 11        | 11        | 0        | 1        | 2         | 0        | 21        | 3         | 0        |
| 2017                       | Vermont (A) | 1         | 0        | 18.00       | 2         | 0        | 0        | 0        | 0         | 4.0          | 8         | 8         | 8         | 3        | 0        | 2         | 0        | 1         | 1         | 0        |
|                            | AZL A's (R) | 0         | 0        | 3.38        | 1         | 0        | 0        | 0        | 0         | 2.2          | 3         | 1         | 1         | 0        | 0        | 0         | 0        | 0         | 0         | 0        |
|                            | DSL A's (R) | 1         | 0        | 0.73        | 13        | 0        | 0        | 0        | 4         | 24.2         | 15        | 4         | 2         | 0        | 1        | 7         | 2        | 20        | 0         | 0        |
| 2018                       | DSL A's (R) | 2         | 0        | 2.35        | 9         | 0        | 0        | 0        | 4         | 15.1         | 12        | 5         | 4         | 0        | 1        | 4         | 0        | 19        | 3         | 0        |
| 2019                       | Vermont (A) | 4         | 0        | 2.88        | 18        | 0        | 0        | 0        | 1         | 40.2         | 27        | 16        | 13        | 3        | 1        | 16        | 0        | 38        | 3         | 9        |
| <b>Minor League Totals</b> |             | <b>11</b> | <b>0</b> | <b>2.88</b> | <b>60</b> | <b>0</b> | <b>0</b> | <b>0</b> | <b>11</b> | <b>122.0</b> | <b>99</b> | <b>45</b> | <b>39</b> | <b>7</b> | <b>4</b> | <b>31</b> | <b>2</b> | <b>99</b> | <b>10</b> | <b>0</b> |

### LIVAN SANCHEZ (MERCEDES)

LHP

**Born:** Santo Domingo, Dominican Republic, October 21, 1997; **Home:** Boca Chica, Dominican Republic

**Bats:** Left; **Throws:** Left; **Height:** 6-0; **Weight:** 165

**Obtained:** Signed as a free agent to a minor league deal on July 5, 2017

Signed by Yendri Bachelor.

| Year                       | Club        | W        | L        | ERA         | G         | GS        | CG       | SHO      | SV       | IP           | H          | R         | ER        | HR       | HB       | BB        | IBB      | SO         | WP        | BK       |
|----------------------------|-------------|----------|----------|-------------|-----------|-----------|----------|----------|----------|--------------|------------|-----------|-----------|----------|----------|-----------|----------|------------|-----------|----------|
| 2017                       | DSL A's (R) | 1        | 1        | 3.09        | 7         | 4         | 0        | 0        | 0        | 23.1         | 20         | 11        | 8         | 0        | 0        | 9         | 0        | 15         | 4         | 0        |
| 2018                       | DSL A's (R) | 6        | 2        | 1.61        | 14        | 8         | 0        | 0        | 0        | 61.2         | 37         | 16        | 11        | 2        | 3        | 12        | 0        | 57         | 7         | 1        |
| 2019                       | AZL A's (R) | 1        | 5        | 6.15        | 14        | 4         | 0        | 0        | 0        | 45.1         | 52         | 41        | 31        | 1        | 5        | 27        | 0        | 44         | 19        | 0        |
| <b>Minor League Totals</b> |             | <b>8</b> | <b>8</b> | <b>3.45</b> | <b>35</b> | <b>16</b> | <b>0</b> | <b>0</b> | <b>0</b> | <b>130.1</b> | <b>109</b> | <b>68</b> | <b>50</b> | <b>3</b> | <b>8</b> | <b>48</b> | <b>0</b> | <b>116</b> | <b>30</b> | <b>1</b> |

### SANTIS YOVANY SANCHEZ (BERBERENA)

C

**Born:** Caguas, Puerto Rico, August 21, 1998; **Home:** Las Piedras, Puerto Rico

**Bats:** Right; **Throws:** Right; **Height:** 6-0; **Weight:** 249

**Obtained:** Selected in the sixth round of the 2017 First-Year Player Draft

Signed by Ruben Escalera.

**Organizational Players, continued**

| Year                       | Club        | AVG.        | G         | AB         | R         | H         | 2B        | 3B       | HR       | RBI       | SH       | SF       | HP       | BB        | SO        | SB       | CS       | SLG         | OBP         | E         |
|----------------------------|-------------|-------------|-----------|------------|-----------|-----------|-----------|----------|----------|-----------|----------|----------|----------|-----------|-----------|----------|----------|-------------|-------------|-----------|
| 2017                       | AZL A's (R) | .253        | 30        | 99         | 10        | 25        | 6         | 0        | 0        | 10        | 0        | 1        | 0        | 8         | 31        | 0        | 1        | .313        | .306        | 5         |
| 2018                       | AZL A's (R) | .056        | 7         | 18         | 1         | 1         | 0         | 0        | 0        | 1         | 0        | 0        | 0        | 4         | 9         | 0        | 0        | .056        | .227        | 0         |
| 2019                       | AZL A's (R) | .318        | 5         | 22         | 5         | 7         | 0         | 0        | 3        | 8         | 0        | 1        | 0        | 4         | 5         | 0        | 0        | .727        | .407        | 0         |
|                            | Beloit (A)  | .168        | 46        | 161        | 10        | 27        | 8         | 0        | 2        | 14        | 0        | 2        | 3        | 12        | 52        | 0        | 0        | .255        | .236        | 8         |
| <b>Minor League Totals</b> |             | <b>.200</b> | <b>88</b> | <b>300</b> | <b>26</b> | <b>60</b> | <b>14</b> | <b>0</b> | <b>5</b> | <b>33</b> | <b>0</b> | <b>4</b> | <b>3</b> | <b>28</b> | <b>97</b> | <b>0</b> | <b>1</b> | <b>.297</b> | <b>.272</b> | <b>13</b> |

**PEDRO MANUEL SANTOS (VAZQUEZ)**

**RHP**

**Born:** Trinidad, Cuba, January 7, 2000; **Home:** Santo Domingo, Dominican Republic

**Bats:** Right; **Throws:** Right; **Height:** 6-4; **Weight:** 205

**Obtained:** Signed as a free agent to a minor league deal on October 17, 2018

Signed by Juan C. De La Cruz.

| Year                       | Club        | W        | L        | ERA         | G         | GS        | CG       | SHO      | SV       | IP          | H         | R         | ER        | HR       | HB       | BB        | IBB      | SO        | WP        | BK       |
|----------------------------|-------------|----------|----------|-------------|-----------|-----------|----------|----------|----------|-------------|-----------|-----------|-----------|----------|----------|-----------|----------|-----------|-----------|----------|
| 2019                       | AZL A's (R) | 2        | 3        | 4.60        | 15        | 11        | 0        | 0        | 0        | 43.0        | 45        | 27        | 22        | 0        | 6        | 34        | 0        | 49        | 11        | 2        |
| <b>Minor League Totals</b> |             | <b>2</b> | <b>3</b> | <b>4.60</b> | <b>15</b> | <b>11</b> | <b>0</b> | <b>0</b> | <b>0</b> | <b>43.0</b> | <b>45</b> | <b>27</b> | <b>22</b> | <b>0</b> | <b>6</b> | <b>34</b> | <b>0</b> | <b>49</b> | <b>11</b> | <b>2</b> |

**DALTON JAMES SAWYER**

**LHP**

**Born:** Minneapolis, Minnesota, November 22, 1993; **Home:** Waconia, Minnesota

**Bats:** Left; **Throws:** Left; **Height:** 6-5; **Weight:** 212

**Obtained:** Selected in the ninth round of the 2016 First-Year Player Draft

Graduated from Waconia HS (MN)...played collegiately at Minnesota...was Second Team All-Big 10 as a senior in 2016...signed by Kevin Mello...among A's farmhands, finished 2017 third in strikeouts (140), fourth in wins (9), fifth in ERA (3.58) and sixth in innings pitched (130.2)...missed all of 2018 and 2019 due to injury.

| Year                       | Club            | W                      | L         | ERA         | G         | GS        | CG       | SHO      | SV       | IP           | H          | R         | ER        | HR        | HB       | BB        | IBB      | SO         | WP       | BK       |
|----------------------------|-----------------|------------------------|-----------|-------------|-----------|-----------|----------|----------|----------|--------------|------------|-----------|-----------|-----------|----------|-----------|----------|------------|----------|----------|
| 2016                       | Vermont (A)     | 0                      | 3         | 3.38        | 14        | 0         | 0        | 0        | 3        | 18.2         | 15         | 9         | 7         | 1         | 2        | 10        | 1        | 26         | 2        | 0        |
| 2017                       | Beloit (A)      | 4                      | 3         | 2.25        | 12        | 8         | 1        | 0        | 1        | 56.0         | 34         | 15        | 14        | 3         | 2        | 21        | 0        | 64         | 2        | 3        |
|                            | Stockton (A)    | 5                      | 5         | 3.68        | 13        | 11        | 0        | 0        | 0        | 66.0         | 67         | 29        | 27        | 12        | 5        | 20        | 0        | 74         | 3        | 0        |
|                            | Nashville (AAA) | 0                      | 1         | 11.42       | 2         | 2         | 0        | 0        | 0        | 8.2          | 12         | 11        | 11        | 3         | 0        | 6         | 0        | 2          | 0        | 0        |
| 2018                       |                 | Injured – Did Not Play |           |             |           |           |          |          |          |              |            |           |           |           |          |           |          |            |          |          |
| 2019                       |                 | Injured – Did Not Play |           |             |           |           |          |          |          |              |            |           |           |           |          |           |          |            |          |          |
| <b>Minor League Totals</b> |                 | <b>9</b>               | <b>12</b> | <b>3.56</b> | <b>41</b> | <b>21</b> | <b>1</b> | <b>0</b> | <b>4</b> | <b>149.1</b> | <b>128</b> | <b>64</b> | <b>59</b> | <b>19</b> | <b>9</b> | <b>57</b> | <b>1</b> | <b>166</b> | <b>7</b> | <b>3</b> |

**TYRELL JAMES SCHOFIELD-SAM**

**IF**

Goes by "T.J."

**Born:** Mississauga, Canada, June 20, 2001; **Home:** Brampton, Canada

**Bats:** Left; **Throws:** Right; **Height:** 6-1; **Weight:** 187

**Obtained:** Selected in the 12<sup>th</sup> round of the 2019 First-Year Player Draft

Signed out of North Park Secondary School by Matthew Higginson...was the No. 7-ranked Canadian prospect prior to the 2019 draft according to Baseball America...won the Bronze Medal with Canada's Junior National Team at the 2018 U18 Pan Am baseball championship.

| Year                       | Club        | AVG.        | G         | AB        | R         | H         | 2B       | 3B       | HR       | RBI      | SH       | SF       | HP       | BB        | SO        | SB       | CS       | SLG         | OBP         | E        |
|----------------------------|-------------|-------------|-----------|-----------|-----------|-----------|----------|----------|----------|----------|----------|----------|----------|-----------|-----------|----------|----------|-------------|-------------|----------|
| 2019                       | AZL A's (R) | .203        | 22        | 74        | 10        | 15        | 2        | 0        | 0        | 6        | 0        | 0        | 0        | 11        | 18        | 1        | 0        | .230        | .306        | 8        |
| <b>Minor League Totals</b> |             | <b>.203</b> | <b>22</b> | <b>74</b> | <b>10</b> | <b>15</b> | <b>2</b> | <b>0</b> | <b>0</b> | <b>6</b> | <b>0</b> | <b>0</b> | <b>0</b> | <b>11</b> | <b>18</b> | <b>1</b> | <b>0</b> | <b>.230</b> | <b>.306</b> | <b>8</b> |

**MAXWELL CARTER SCHUEMANN**

**IF**

Goes by "Max"

**Born:** Kalamazoo, Michigan, June 11, 1997; **Home:** Portage, Michigan

**Bats:** Right; **Throws:** Right; **Height:** 5-11; **Weight:** 190

**Obtained:** Selected in the 20<sup>th</sup> round of the 2018 First-Year Player Draft

Signed out of Eastern Michigan University by Richard Sparks.

| Year                       | Club        | AVG.        | G          | AB         | R         | H          | 2B        | 3B       | HR       | RBI       | SH       | SF       | HP        | BB        | SO         | SB        | CS        | SLG         | OBP         | E         |
|----------------------------|-------------|-------------|------------|------------|-----------|------------|-----------|----------|----------|-----------|----------|----------|-----------|-----------|------------|-----------|-----------|-------------|-------------|-----------|
| 2018                       | Vermont (A) | .195        | 45         | 123        | 19        | 24         | 1         | 0        | 0        | 6         | 0        | 2        | 9         | 13        | 31         | 11        | 1         | .203        | .313        | 7         |
| 2019                       | Beloit (A)  | .256        | 94         | 340        | 57        | 87         | 29        | 1        | 3        | 35        | 2        | 2        | 14        | 30        | 75         | 25        | 11        | .374        | .339        | 14        |
| <b>Minor League Totals</b> |             | <b>.240</b> | <b>139</b> | <b>463</b> | <b>76</b> | <b>111</b> | <b>30</b> | <b>1</b> | <b>3</b> | <b>41</b> | <b>2</b> | <b>4</b> | <b>23</b> | <b>43</b> | <b>106</b> | <b>36</b> | <b>12</b> | <b>.328</b> | <b>.332</b> | <b>21</b> |

**JEFFREY JAMES SCHWARZ****C**

Goes by "JJ"

**Born:** Palm Beach Gardens, Florida, March 28, 1996; **Home:** Palm Beach Gardens, Florida**Bats:** Right; **Throws:** Right; **Height:** 6-1; **Weight:** 205**Obtained:** Selected in the eighth round of the 2018 First-Year Player Draft

Signed out of the University of Florida by Trevor Schaffner.

| Year                       | Club         | AVG.        | G         | AB         | R         | H         | 2B       | 3B       | HR       | RBI       | SH       | SF       | HP       | BB        | SO        | SB       | CS       | SLG         | OBP         | E        |
|----------------------------|--------------|-------------|-----------|------------|-----------|-----------|----------|----------|----------|-----------|----------|----------|----------|-----------|-----------|----------|----------|-------------|-------------|----------|
| 2018                       | AZL A's (R)  | .389        | 7         | 18         | 5         | 7         | 3        | 0        | 0        | 4         | 0        | 0        | 1        | 6         | 1         | 0        | 0        | .556        | .560        | 1        |
|                            | Vermont (A)  | .230        | 18        | 61         | 7         | 14        | 2        | 1        | 0        | 6         | 0        | 1        | 1        | 10        | 17        | 0        | 0        | .295        | .342        | 3        |
| 2019                       | Beloit (A)   | .179        | 24        | 78         | 6         | 14        | 1        | 0        | 3        | 11        | 0        | 3        | 1        | 10        | 21        | 0        | 0        | .308        | .272        | 3        |
|                            | Stockton (A) | .109        | 20        | 64         | 2         | 7         | 1        | 0        | 0        | 3         | 0        | 0        | 0        | 7         | 19        | 0        | 0        | .125        | .197        | 1        |
| <b>Minor League Totals</b> |              | <b>.190</b> | <b>69</b> | <b>221</b> | <b>20</b> | <b>42</b> | <b>7</b> | <b>1</b> | <b>3</b> | <b>24</b> | <b>0</b> | <b>4</b> | <b>3</b> | <b>33</b> | <b>58</b> | <b>0</b> | <b>0</b> | <b>.271</b> | <b>.299</b> | <b>8</b> |

**SHANE THOMAS SELMAN****OF****Born:** Beaumont, Texas, August 30, 1996; **Home:** Crystal Beach, Texas**Bats:** Right; **Throws:** Left; **Height:** 5-11; **Weight:** 195**Obtained:** Selected in the 21<sup>st</sup> round of the 2019 First-Year Player DraftSigned out of McNeese State University by Kelcey Mucker...selected in the 39<sup>th</sup> round of the 2018 First-Year Player Draft by the Boston Red Sox but did not sign.

| Year                       | Club        | AVG.        | G         | AB         | R         | H         | 2B       | 3B       | HR       | RBI       | SH       | SF       | HP       | BB        | SO        | SB       | CS       | SLG         | OBP         | E        |
|----------------------------|-------------|-------------|-----------|------------|-----------|-----------|----------|----------|----------|-----------|----------|----------|----------|-----------|-----------|----------|----------|-------------|-------------|----------|
| 2019                       | AZL A's (R) | .351        | 10        | 37         | 10        | 13        | 1        | 0        | 0        | 9         | 0        | 4        | 1        | 7         | 2         | 0        | 1        | .378        | .429        | 1        |
|                            | Vermont (A) | .140        | 36        | 107        | 10        | 15        | 6        | 1        | 0        | 6         | 0        | 1        | 2        | 13        | 30        | 0        | 0        | .215        | .244        | 0        |
| <b>Minor League Totals</b> |             | <b>.194</b> | <b>46</b> | <b>144</b> | <b>20</b> | <b>28</b> | <b>7</b> | <b>1</b> | <b>0</b> | <b>15</b> | <b>0</b> | <b>5</b> | <b>3</b> | <b>20</b> | <b>32</b> | <b>0</b> | <b>1</b> | <b>.257</b> | <b>.297</b> | <b>1</b> |

**IRAJ IVAN SERRANO****IF****Born:** Chiriqui, Panama, February 19, 1999; **Home:** Chiriqui, Panama**Bats:** Left; **Throws:** Left; **Height:** 5-11; **Weight:** 165**Obtained:** Signed as a free agent to a minor league deal on October 12, 2015

Signed by Juan Mosquera.

| Year                       | Club        | AVG.        | G          | AB         | R         | H          | 2B        | 3B       | HR       | RBI       | SH        | SF       | HP        | BB         | SO         | SB        | CS        | SLG         | OBP         | E         |
|----------------------------|-------------|-------------|------------|------------|-----------|------------|-----------|----------|----------|-----------|-----------|----------|-----------|------------|------------|-----------|-----------|-------------|-------------|-----------|
| 2016                       | DSL A's (R) | .180        | 58         | 161        | 24        | 29         | 7         | 1        | 0        | 15        | 2         | 1        | 5         | 28         | 24         | 9         | 2         | .236        | .318        | 3         |
| 2017                       | DSL A's (R) | .329        | 47         | 146        | 24        | 48         | 5         | 2        | 0        | 17        | 4         | 2        | 5         | 27         | 22         | 10        | 3         | .390        | .444        | 6         |
| 2018                       | DSL A's (R) | .236        | 67         | 216        | 29        | 51         | 5         | 1        | 0        | 24        | 4         | 1        | 8         | 53         | 30         | 11        | 4         | .269        | .403        | 7         |
| 2019                       | AZL A's (R) | .242        | 45         | 128        | 22        | 31         | 4         | 0        | 0        | 16        | 0         | 0        | 5         | 24         | 34         | 3         | 1         | .273        | .382        | 4         |
| <b>Minor League Totals</b> |             | <b>.244</b> | <b>217</b> | <b>651</b> | <b>99</b> | <b>159</b> | <b>21</b> | <b>4</b> | <b>0</b> | <b>72</b> | <b>10</b> | <b>4</b> | <b>23</b> | <b>132</b> | <b>110</b> | <b>33</b> | <b>10</b> | <b>.289</b> | <b>.388</b> | <b>20</b> |

**SETH GRIFFIN SHUMAN****RHP****Born:** Valdosta, Georgia, December 1, 1997; **Home:** Valdosta, Georgia**Bats:** Right; **Throws:** Right; **Height:** 6-1; **Weight:** 205**Obtained:** Selected in the sixth round of the 2019 First-Year Player DraftSigned out of Georgia Southern University by Jemel Spearman...selected in the 39<sup>th</sup> round of the 2016 First-Year Player Draft by the Baltimore Orioles but did not sign...was named Preseason All-Sun Belt Conference in 2018 and 2019.

| Year                       | Club        | W        | L        | ERA         | G         | GS       | CG       | SHO      | SV       | IP          | H         | R         | ER        | HR       | HB       | BB       | IBB      | SO        | WP       | BK       |
|----------------------------|-------------|----------|----------|-------------|-----------|----------|----------|----------|----------|-------------|-----------|-----------|-----------|----------|----------|----------|----------|-----------|----------|----------|
| 2019                       | Vermont (A) | 0        | 3        | 2.39        | 11        | 8        | 0        | 0        | 0        | 37.2        | 34        | 14        | 10        | 2        | 1        | 9        | 0        | 21        | 1        | 0        |
| <b>Minor League Totals</b> |             | <b>0</b> | <b>3</b> | <b>2.39</b> | <b>11</b> | <b>8</b> | <b>0</b> | <b>0</b> | <b>0</b> | <b>37.2</b> | <b>34</b> | <b>14</b> | <b>10</b> | <b>2</b> | <b>1</b> | <b>9</b> | <b>0</b> | <b>21</b> | <b>1</b> | <b>0</b> |

**MARCUS EDWARD SMITH****OF****Born:** Kansas City, Kansas, September 11, 2000; **Home:** Kansas City, Kansas**Bats:** Left; **Throws:** Left; **Height:** 5-11; **Weight:** 185**Obtained:** Selected in the third round of the 2019 First-Year Player Draft

Signed out of Pembroke Hill High School by Steve Abney...was ranked the No. 3 player in the state of Kansas prior to the 2019 draft by Baseball America.

**Organizational Players, continued**

| Year                       | Club        | AVG.        | G         | AB        | R         | H         | 2B       | 3B       | HR       | RBI       | SH       | SF       | HP       | BB        | SO        | SB       | CS       | SLG         | OBP         | E        |
|----------------------------|-------------|-------------|-----------|-----------|-----------|-----------|----------|----------|----------|-----------|----------|----------|----------|-----------|-----------|----------|----------|-------------|-------------|----------|
| 2019                       | AZL A's (R) | .361        | 29        | 97        | 21        | 35        | 6        | 1        | 0        | 14        | 1        | 1        | 0        | 20        | 29        | 1        | 1        | .443        | .466        | 2        |
| <b>Minor League Totals</b> |             | <b>.361</b> | <b>29</b> | <b>97</b> | <b>21</b> | <b>35</b> | <b>6</b> | <b>1</b> | <b>0</b> | <b>14</b> | <b>1</b> | <b>1</b> | <b>0</b> | <b>20</b> | <b>29</b> | <b>1</b> | <b>1</b> | <b>.443</b> | <b>.466</b> | <b>2</b> |

**BENJAMIN DAVID SPITZNAGEL**

**OF**

**Born:** Cincinnati, Ohio, August 30, 1994; **Home:** Cincinnati, Ohio  
**Bats:** Left; **Throws:** Right; **Height:** 5-10; **Weight:** 178  
**Obtained:** Selected in the 27<sup>th</sup> round of the 2017 First Year Player Draft

Graduated from Colerian HS (OH)...played collegiately at the University of North Carolina, Greensboro...signed by Neil Avent...missed all of 2018 due to injury.

| Year                       | Club        | AVG.                   | G         | AB         | R         | H         | 2B       | 3B       | HR       | RBI      | SH       | SF       | HP       | BB        | SO        | SB       | CS       | SLG         | OBP         | E        |
|----------------------------|-------------|------------------------|-----------|------------|-----------|-----------|----------|----------|----------|----------|----------|----------|----------|-----------|-----------|----------|----------|-------------|-------------|----------|
| 2017                       | AZL A's (R) | .337                   | 29        | 92         | 27        | 31        | 7        | 2        | 0        | 6        | 2        | 0        | 3        | 18        | 13        | 6        | 1        | .457        | .460        | 0        |
| 2018                       |             | Injured – Did Not Play |           |            |           |           |          |          |          |          |          |          |          |           |           |          |          |             |             |          |
| 2019                       | AZL A's (R) | .154                   | 5         | 13         | 3         | 2         | 0        | 0        | 0        | 0        | 0        | 0        | 1        | 5         | 2         | 2        | 1        | .154        | .421        | 0        |
| <b>Minor League Totals</b> |             | <b>.314</b>            | <b>34</b> | <b>105</b> | <b>30</b> | <b>33</b> | <b>7</b> | <b>2</b> | <b>0</b> | <b>6</b> | <b>0</b> | <b>2</b> | <b>4</b> | <b>23</b> | <b>15</b> | <b>8</b> | <b>2</b> | <b>.419</b> | <b>.455</b> | <b>0</b> |

**PAYTON KING SQUIER**

**OF**

**Born:** Napa, California, October 29, 1995; **Home:** El Mirage, Arizona  
**Bats:** Left; **Throws:** Right; **Height:** 6-0; **Weight:** 225  
**Obtained:** Selected in the 16<sup>th</sup> round of the 2017 First Year Player Draft

Graduated from Greenway HS (AZ)...signed by Scott Cousins...played at the University of Nevada, Las Vegas.

| Year                       | Club         | AVG.        | G          | AB         | R         | H          | 2B        | 3B       | HR       | RBI       | SH       | SF       | HP       | BB        | SO        | SB        | CS       | SLG         | OBP         | E        |
|----------------------------|--------------|-------------|------------|------------|-----------|------------|-----------|----------|----------|-----------|----------|----------|----------|-----------|-----------|-----------|----------|-------------|-------------|----------|
| 2017                       | Vermont (A)  | .262        | 33         | 122        | 10        | 32         | 4         | 1        | 0        | 20        | 4        | 3        | 0        | 4         | 22        | 0         | 1        | .311        | .279        | 1        |
| 2018                       | Vermont (A)  | .323        | 43         | 158        | 25        | 51         | 8         | 2        | 2        | 29        | 0        | 4        | 1        | 22        | 14        | 5         | 2        | .437        | .400        | 1        |
| 2019                       | AZL A's (R)  | .240        | 7          | 25         | 2         | 6          | 1         | 0        | 0        | 3         | 0        | 1        | 0        | 1         | 3         | 0         | 0        | .280        | .259        | 1        |
|                            | Beloit (A)   | .315        | 36         | 127        | 18        | 40         | 8         | 1        | 0        | 13        | 0        | 1        | 2        | 15        | 30        | 8         | 1        | .394        | .393        | 2        |
|                            | Stockton (A) | .176        | 21         | 74         | 10        | 13         | 5         | 0        | 0        | 3         | 0        | 1        | 2        | 4         | 11        | 1         | 0        | .243        | .228        | 2        |
| <b>Minor League Totals</b> |              | <b>.281</b> | <b>140</b> | <b>506</b> | <b>65</b> | <b>142</b> | <b>26</b> | <b>4</b> | <b>2</b> | <b>68</b> | <b>4</b> | <b>9</b> | <b>4</b> | <b>46</b> | <b>80</b> | <b>14</b> | <b>4</b> | <b>.360</b> | <b>.340</b> | <b>7</b> |

**CODY ALLEN STULL**

**LHP**

**Born:** Fort Wayne, Indiana, March 23, 1992; **Home:** Matthews, North Carolina  
**Bats:** Left; **Throws:** Left; **Height:** 6-1; **Weight:** 197  
**Obtained:** Selected in the 29<sup>th</sup> round of the 2014 First-Year Player Draft

Graduated from Grace Academy (NC)...attended Belmont Abbey College...signed by Neil Avent...tied for eighth among A's minor leaguers with six saves in 2016.

| Year                       | Club            | W         | L         | ERA         | G          | GS       | CG       | SHO      | SV        | IP           | H          | R          | ER         | HR        | HB        | BB         | IBB      | SO         | WP        | BK       |
|----------------------------|-----------------|-----------|-----------|-------------|------------|----------|----------|----------|-----------|--------------|------------|------------|------------|-----------|-----------|------------|----------|------------|-----------|----------|
| 2014                       | AZL A's (R)     | 1         | 0         | 1.47        | 14         | 1        | 0        | 0        | 2         | 18.1         | 12         | 5          | 3          | 0         | 1         | 8          | 0        | 27         | 3         | 0        |
| 2015                       | Beloit (A)      | 3         | 4         | 5.00        | 43         | 0        | 0        | 0        | 1         | 68.1         | 68         | 46         | 38         | 4         | 4         | 23         | 0        | 60         | 6         | 0        |
| 2016                       | Stockton (A)    | 3         | 2         | 1.46        | 36         | 0        | 0        | 0        | 6         | 55.2         | 48         | 21         | 9          | 2         | 2         | 11         | 0        | 63         | 3         | 0        |
|                            | Midland (AA)    | 0         | 0         | 0.00        | 1          | 0        | 0        | 0        | 0         | 2.0          | 4          | 0          | 0          | 0         | 0         | 1          | 0        | 1          | 0         | 0        |
|                            | Nashville (AAA) | 0         | 0         | 4.50        | 2          | 0        | 0        | 0        | 0         | 4.0          | 4          | 2          | 2          | 1         | 0         | 2          | 0        | 1          | 0         | 0        |
| 2017                       | Stockton (A)    | 1         | 0         | 2.76        | 10         | 0        | 0        | 0        | 2         | 16.1         | 14         | 6          | 5          | 1         | 0         | 4          | 1        | 14         | 1         | 0        |
|                            | Midland (AA)    | 2         | 2         | 5.27        | 26         | 1        | 0        | 0        | 0         | 42.2         | 52         | 28         | 25         | 4         | 1         | 24         | 2        | 26         | 5         | 1        |
| 2018                       | Midland (AA)    | 1         | 1         | 5.23        | 28         | 0        | 0        | 0        | 0         | 43.0         | 56         | 28         | 25         | 1         | 3         | 17         | 1        | 40         | 3         | 0        |
| 2019                       | AZL A's (R)     | 0         | 1         | 1.93        | 3          | 0        | 0        | 0        | 1         | 4.2          | 4          | 1          | 1          | 0         | 0         | 1          | 0        | 8          | 0         | 0        |
|                            | Midland (AA)    | 2         | 2         | 2.87        | 29         | 0        | 0        | 0        | 0         | 37.2         | 32         | 13         | 12         | 1         | 2         | 13         | 1        | 34         | 4         | 0        |
|                            | Las Vegas (AAA) | 0         | 0         | 3.68        | 5          | 0        | 0        | 0        | 0         | 7.1          | 8          | 3          | 3          | 0         | 0         | 4          | 0        | 5          | 0         | 0        |
| <b>Minor League Totals</b> |                 | <b>13</b> | <b>12</b> | <b>3.69</b> | <b>197</b> | <b>2</b> | <b>0</b> | <b>0</b> | <b>12</b> | <b>300.0</b> | <b>302</b> | <b>153</b> | <b>123</b> | <b>14</b> | <b>13</b> | <b>108</b> | <b>5</b> | <b>279</b> | <b>25</b> | <b>1</b> |

**SKYLAR AUSTIN SZYNSKI**

**RHP**

**Born:** South Bend, Indiana, July 14, 1997; **Home:** Granger, Indiana  
**Bats:** Left; **Throws:** Right; **Height:** 6-2; **Weight:** 215  
**Obtained:** Selected in the fourth round of the 2016 First-Year Player Draft

Graduated from Penn HS (IN)...signed by Rich Sparks...missed all of 2017, 2018 and 2019 due to injury.

| Year                | Club        | W | L | ERA  | G | GS | CG | SHO | SV | IP   | H  | R  | ER | HR | HB | BB | IBB | SO | WP | BK |
|---------------------|-------------|---|---|------|---|----|----|-----|----|------|----|----|----|----|----|----|-----|----|----|----|
| 2016                | AZL A's (R) | 0 | 3 | 8.10 | 7 | 7  | 0  | 0   | 0  | 13.1 | 16 | 14 | 12 | 1  | 1  | 4  | 0   | 8  | 5  | 0  |
| 2017                |             |   |   |      |   |    |    |     |    |      |    |    |    |    |    |    |     |    |    |    |
| 2018                |             |   |   |      |   |    |    |     |    |      |    |    |    |    |    |    |     |    |    |    |
| 2019                |             |   |   |      |   |    |    |     |    |      |    |    |    |    |    |    |     |    |    |    |
| Minor League Totals |             | 0 | 3 | 8.10 | 7 | 7  | 0  | 0   | 0  | 13.1 | 16 | 14 | 12 | 1  | 1  | 4  | 0   | 8  | 5  | 0  |

### COLLIN AKIRA THEROUX

C

**Born:** San Mateo, California, May 10, 1994; **Home:** San Mateo, California

**Bats:** Right; **Throws:** Right; **Height:** 6-1; **Weight:** 217

**Obtained:** Selected in the 32<sup>nd</sup> round of the 2016 First-Year Player Draft

Signed out of Oklahoma State University as a four-year junior by AI Skorupa.

| Year                | Club            | AVG. | G   | AB  | R   | H   | 2B | 3B | HR | RBI | SH | SF | HP | BB  | SO  | SB | CS   | SLG  | OBP  | E  |
|---------------------|-----------------|------|-----|-----|-----|-----|----|----|----|-----|----|----|----|-----|-----|----|------|------|------|----|
| 2016                | AZL A's (R)     | .156 | 11  | 32  | 4   | 5   | 4  | 0  | 0  | 4   | 0  | 0  | 3  | 4   | 14  | 0  | 0    | .308 | .281 | 0  |
|                     | Beloit (A)      | .000 | 7   | 21  | 0   | 0   | 0  | 0  | 0  | 0   | 0  | 0  | 2  | 15  | 1   | 0  | .087 | .000 | 2    |    |
| 2017                | Beloit (A)      | .147 | 84  | 273 | 34  | 40  | 11 | 0  | 13 | 30  | 0  | 0  | 38 | 143 | 1   | 0  | .251 | .330 | 9    |    |
| 2018                | Stockton (A)    | .181 | 73  | 227 | 34  | 41  | 6  | 2  | 12 | 32  | 2  | 2  | 3  | 43  | 101 | 3  | 1    | .383 | .316 | 3  |
| 2019                | Midland (AA)    | .180 | 93  | 306 | 42  | 55  | 13 | 0  | 12 | 36  | 1  | 4  | 4  | 49  | 178 | 0  | 0    | .340 | .298 | 8  |
|                     | Las Vegas (AAA) | .167 | 5   | 18  | 1   | 3   | 1  | 0  | 0  | 0   | 0  | 0  | 0  | 12  | 0   | 0  | .222 | .167 | 0    |    |
| Minor League Totals |                 | .164 | 273 | 877 | 115 | 144 | 35 | 2  | 37 | 102 | 3  | 6  | 10 | 136 | 463 | 5  | 1    | .335 | .282 | 22 |

### OSCAR EDUARDO TOVAR (MOTA)

RHP

**Born:** Puerto La Cruz, Venezuela, March 19, 1998; **Home:** Caicara de Maturin, Venezuela

**Bats:** Right; **Throws:** Right; **Height:** 5-11; **Weight:** 225

**Obtained:** Signed as a non-drafted free agent, July 18, 2014

Signed by JC De La Cruz, Amauris Reyes, and Pablo Marmol...missed 2019 due to suspension.

| Year                | Club        | W  | L  | ERA  | G  | GS | CG | SHO | SV   | IP    | H   | R  | ER | HR | HB | BB | IBB | SO  | WP | BK |
|---------------------|-------------|----|----|------|----|----|----|-----|------|-------|-----|----|----|----|----|----|-----|-----|----|----|
| 2015                | DSL A's (R) | 3  | 5  | 2.60 | 13 | 11 | 0  | 0   | 0    | 55.1  | 35  | 25 | 16 | 0  | 6  | 22 | 0   | 26  | 8  | 0  |
| 2016                | AZL A's (R) | 3  | 2  | 3.56 | 10 | 5  | 0  | 0   | 0    | 43.0  | 41  | 20 | 17 | 0  | 3  | 17 | 0   | 31  | 8  | 1  |
| 2017                | Vermont (A) | 3  | 2  | 3.46 | 15 | 8  | 0  | 0   | 2    | 65.0  | 58  | 29 | 25 | 4  | 7  | 26 | 0   | 45  | 6  | 2  |
| 2018                | Vermont (A) | 4  | 1  | 2.03 | 16 | 0  | 0  | 1   | 26.2 | 23    | 13  | 6  | 0  | 0  | 13 | 0  | 29  | 4   | 1  |    |
| 2019                |             |    |    |      |    |    |    |     |      |       |     |    |    |    |    |    |     |     |    |    |
| Minor League Totals |             | 13 | 10 | 4.12 | 54 | 24 | 0  | 0   | 3    | 190.0 | 157 | 87 | 64 | 4  | 16 | 78 | 0   | 131 | 26 | 4  |

### SAHID VALENZUELA (CASTILLO)

IF

**Born:** Yuma, Arizona, September 16, 1997; **Home:** Somerton, Arizona

**Bats:** Both; **Throws:** Right; **Height:** 5-8; **Weight:** 165

**Obtained:** Selected in the 13<sup>th</sup> round of the 2019 First-Year Player Draft

Signed out of the Cal State Fullerton by Anthony Aliotti...did not play after signing due to injury.

| Year                | Club | AVG. | G | AB | R | H | 2B | 3B | HR | RBI | SH | SF | HP | BB | SO | SB | CS | SLG | OBP | E |
|---------------------|------|------|---|----|---|---|----|----|----|-----|----|----|----|----|----|----|----|-----|-----|---|
| 2019                |      |      |   |    |   |   |    |    |    |     |    |    |    |    |    |    |    |     |     |   |
| Minor League Totals |      |      |   |    |   |   |    |    |    |     |    |    |    |    |    |    |    |     |     |   |

### COBIE FLETCHER VANCE

IF

**Born:** Orange Park, Florida, August 24, 1997; **Home:** Fayetteville, North Carolina

**Bats:** Right; **Throws:** Right; **Height:** 5-6; **Weight:** 195

**Obtained:** Selected in the 18<sup>th</sup> round of the 2018 First-Year Player Draft

Signed out of the University of Alabama, Tuscaloosa by Anthony Aloisi.

| Year                | Club         | AVG. | G   | AB  | R  | H   | 2B | 3B | HR | RBI | SH | SF | HP | BB | SO | SB | CS | SLG  | OBP  | E  |
|---------------------|--------------|------|-----|-----|----|-----|----|----|----|-----|----|----|----|----|----|----|----|------|------|----|
| 2018                | AZL A's (R)  | .304 | 24  | 56  | 8  | 17  | 2  | 2  | 1  | 10  | 0  | 0  | 0  | 5  | 5  | 1  | 0  | .464 | .361 | 3  |
|                     | Stockton (A) | .229 | 27  | 96  | 9  | 22  | 1  | 0  | 0  | 4   | 0  | 0  | 2  | 3  | 16 | 1  | 1  | .240 | .267 | 4  |
| 2019                | Beloit (A)   | .232 | 85  | 293 | 39 | 68  | 18 | 0  | 1  | 28  | 0  | 7  | 6  | 39 | 59 | 4  | 1  | .304 | .328 | 12 |
| Minor League Totals |              | .240 | 136 | 445 | 56 | 107 | 21 | 2  | 2  | 42  | 0  | 7  | 8  | 47 | 80 | 6  | 2  | .310 | .320 | 19 |

**Organizational Players, continued**

**YERDELLUIS VARGAS (MENA)**

**IF**

Goes by “Yerdel”

**Born:** Santo Domingo, Dominican Republic, February 17, 2000; **Home:** Santo Domingo, Dominican Republic

**Bats:** Right; **Throws:** Right; **Height:** 5-11; **Weight:** 181

**Obtained:** Signed as a free agent to a minor league deal on July 2, 2016

Signed by Rigoberto De Los Santos.

| Year                       | Club        | AVG.        | G          | AB         | R         | H         | 2B        | 3B       | HR       | RBI       | SH       | SF       | HP       | BB        | SO         | SB       | CS       | SLG         | OBP         | E         |
|----------------------------|-------------|-------------|------------|------------|-----------|-----------|-----------|----------|----------|-----------|----------|----------|----------|-----------|------------|----------|----------|-------------|-------------|-----------|
| 2017                       | DSL A's (R) | .173        | 13         | 52         | 6         | 9         | 0         | 0        | 0        | 6         | 1        | 1        | 2        | 0         | 15         | 1        | 0        | .173        | .200        | 1         |
|                            | AZL A's (R) | .208        | 39         | 144        | 13        | 30        | 6         | 4        | 0        | 13        | 1        | 2        | 4        | 6         | 36         | 3        | 4        | .306        | .256        | 15        |
| 2018                       | AZL A's (R) | .180        | 19         | 61         | 15        | 11        | 1         | 2        | 0        | 4         | 1        | 0        | 0        | 14        | 20         | 3        | 1        | .262        | .333        | 8         |
|                            | Vermont (A) | .158        | 60         | 196        | 20        | 31        | 5         | 0        | 4        | 20        | 1        | 0        | 2        | 19        | 73         | 1        | 1        | .245        | .240        | 11        |
| <b>Minor League Totals</b> |             | <b>.179</b> | <b>131</b> | <b>453</b> | <b>54</b> | <b>81</b> | <b>12</b> | <b>6</b> | <b>4</b> | <b>43</b> | <b>4</b> | <b>3</b> | <b>8</b> | <b>39</b> | <b>144</b> | <b>8</b> | <b>6</b> | <b>.258</b> | <b>.254</b> | <b>35</b> |

**AUGUSTUS JAMES VARLAND**

**RHP**

Goes by “Gus”

**Born:** St. Paul, Minnesota, November 6, 1996; **Home:** Maplewood, Minnesota

**Bats:** Left; **Throws:** Right; **Height:** 6-0; **Weight:** 215

**Obtained:** Selected in the 14<sup>th</sup> round of the 2018 First-Year Player Draft

Signed out of Concordia University by Derek Lee.

| Year                       | Club         | W        | L        | ERA         | G         | GS        | CG       | SHO      | SV       | IP          | H         | R         | ER        | HR       | HB       | BB        | IBB      | SO        | WP       | BK       |
|----------------------------|--------------|----------|----------|-------------|-----------|-----------|----------|----------|----------|-------------|-----------|-----------|-----------|----------|----------|-----------|----------|-----------|----------|----------|
| 2018                       | AZL A's (R)  | 0        | 0        | 0.00        | 1         | 1         | 0        | 0        | 0        | 1.0         | 1         | 0         | 0         | 0        | 0        | 1         | 0        | 0         | 0        | 0        |
|                            | Vermont (A)  | 0        | 1        | 1.02        | 7         | 5         | 0        | 0        | 0        | 17.2        | 14        | 5         | 2         | 0        | 1        | 4         | 0        | 22        | 0        | 0        |
|                            | Beloit (A)   | 0        | 0        | 0.93        | 5         | 5         | 0        | 0        | 0        | 19.1        | 8         | 2         | 2         | 1        | 3        | 3         | 0        | 28        | 0        | 0        |
| 2019                       | Stockton (A) | 2        | 1        | 2.39        | 5         | 4         | 0        | 0        | 0        | 26.1        | 23        | 8         | 7         | 3        | 0        | 8         | 0        | 27        | 0        | 1        |
| <b>Minor League Totals</b> |              | <b>2</b> | <b>2</b> | <b>1.54</b> | <b>18</b> | <b>15</b> | <b>0</b> | <b>0</b> | <b>0</b> | <b>64.1</b> | <b>46</b> | <b>15</b> | <b>11</b> | <b>4</b> | <b>4</b> | <b>16</b> | <b>0</b> | <b>77</b> | <b>0</b> | <b>1</b> |

**CHRISTOPHER NOAH VAUGHAN**

**IF**

Goes by “Noah”

**Born:** Orlando, Florida, June 6, 1997; **Home:** Conroe, Texas

**Bats:** Left; **Throws:** Left; **Height:** 6-1; **Weight:** 200

**Obtained:** Selected in the 12<sup>th</sup> round of the 2018 First-Year Player Draft

Signed out of the University of Texas, Arlington by Chris Reilly.

| Year                       | Club        | AVG.        | G          | AB         | R         | H         | 2B        | 3B       | HR       | RBI       | SH       | SF       | HP       | BB        | SO         | SB       | CS       | SLG         | OBP         | E        |
|----------------------------|-------------|-------------|------------|------------|-----------|-----------|-----------|----------|----------|-----------|----------|----------|----------|-----------|------------|----------|----------|-------------|-------------|----------|
| 2018                       | Vermont (A) | .194        | 50         | 160        | 15        | 31        | 7         | 3        | 2        | 21        | 2        | 1        | 5        | 7         | 71         | 6        | 3        | .313        | .249        | 1        |
| 2019                       | AZL A's (R) | .230        | 17         | 74         | 16        | 17        | 6         | 1        | 2        | 12        | 0        | 1        | 0        | 5         | 18         | 1        | 1        | .419        | .275        | 0        |
|                            | Vermont (A) | .122        | 31         | 90         | 10        | 11        | 1         | 0        | 2        | 7         | 1        | 0        | 4        | 6         | 38         | 2        | 3        | .200        | .210        | 0        |
|                            | Beloit (A)  | .170        | 15         | 47         | 4         | 8         | 1         | 2        | 1        | 4         | 0        | 0        | 0        | 1         | 25         | 0        | 0        | .340        | .188        | 3        |
| <b>Minor League Totals</b> |             | <b>.181</b> | <b>113</b> | <b>371</b> | <b>45</b> | <b>67</b> | <b>15</b> | <b>6</b> | <b>7</b> | <b>44</b> | <b>3</b> | <b>2</b> | <b>9</b> | <b>19</b> | <b>152</b> | <b>9</b> | <b>7</b> | <b>.310</b> | <b>.237</b> | <b>4</b> |

**ROBIN ANTONIO VAZQUEZ (VALLEJO)**

**RHP**

**Born:** Sabana Grande de Palenque, Dominican Republic, April 15, 1998; **Home:** Sabana Grande de Palenque, Dominican Republic

**Bats:** Right; **Throws:** Right; **Height:** 6-2; **Weight:** 187

**Obtained:** Signed as a free agent to a minor league deal on July 2, 2018

Signed by Wilfredo Magallanes.

| Year                       | Club        | W        | L        | ERA         | G         | GS        | CG       | SHO      | SV       | IP          | H         | R         | ER        | HR       | HB        | BB        | IBB      | SO        | WP        | BK       |
|----------------------------|-------------|----------|----------|-------------|-----------|-----------|----------|----------|----------|-------------|-----------|-----------|-----------|----------|-----------|-----------|----------|-----------|-----------|----------|
| 2018                       | DSL A's (R) | 1        | 3        | 2.33        | 8         | 4         | 0        | 0        | 1        | 27.0        | 21        | 12        | 7         | 0        | 4         | 14        | 0        | 16        | 4         | 0        |
| 2019                       | AZL A's (R) | 1        | 1        | 5.66        | 14        | 10        | 0        | 0        | 0        | 49.1        | 58        | 40        | 31        | 6        | 9         | 18        | 0        | 62        | 11        | 1        |
| <b>Minor League Totals</b> |             | <b>2</b> | <b>4</b> | <b>4.48</b> | <b>22</b> | <b>14</b> | <b>0</b> | <b>0</b> | <b>1</b> | <b>76.1</b> | <b>79</b> | <b>52</b> | <b>38</b> | <b>6</b> | <b>13</b> | <b>32</b> | <b>0</b> | <b>78</b> | <b>15</b> | <b>1</b> |

**AUSTIN JOSEPH WAHL**

**RHP**

**Born:** Silver Spring, Maryland, May 16, 1995; **Home:** Hollister, California

**Bats:** Right; **Throws:** Right; **Height:** 6-4; **Weight:** 195

**Obtained:** Selected in the 23<sup>rd</sup> round of the 2019 First-Year Player Draft

Signed out of Cal State Monterey Bay by Kevin Mello...walked onto the Cornell University baseball team before transferring to CSU Monterey Bay.

| Year                       | Club        | W        | L        | ERA          | G         | GS       | CG       | SHO      | SV       | IP          | H         | R         | ER        | HR       | HB       | BB        | IBB      | SO        | WP        | BK       |
|----------------------------|-------------|----------|----------|--------------|-----------|----------|----------|----------|----------|-------------|-----------|-----------|-----------|----------|----------|-----------|----------|-----------|-----------|----------|
| 2019                       | AZL A's (R) | 2        | 0        | 10.80        | 18        | 0        | 0        | 0        | 0        | 21.2        | 30        | 28        | 26        | 1        | 4        | 21        | 1        | 27        | 14        | 0        |
| <b>Minor League Totals</b> |             | <b>2</b> | <b>0</b> | <b>10.80</b> | <b>18</b> | <b>0</b> | <b>0</b> | <b>0</b> | <b>0</b> | <b>21.2</b> | <b>30</b> | <b>28</b> | <b>26</b> | <b>1</b> | <b>4</b> | <b>21</b> | <b>1</b> | <b>27</b> | <b>14</b> | <b>0</b> |

### JAKE MATTHEW WALKINSHAW

RHP

**Born:** Seymour, Connecticut, July 7, 1996; **Home:** Seymour, Connecticut  
**Bats:** Right; **Throws:** Right; **Height:** 6-3; **Weight:** 195  
**Obtained:** Selected in the 36<sup>th</sup> round of the 2019 First-Year Player Draft

Signed out of Southern New Hampshire University by Ronald Vaughn...earned First-Team D2CCA East All-Region and First-Team Northeast-10 All-Conference honors in 2019.

| Year                       | Club        | W        | L        | ERA         | G         | GS       | CG       | SHO      | SV       | IP          | H         | R         | ER       | HR       | HB       | BB       | IBB      | SO        | WP       | BK       |
|----------------------------|-------------|----------|----------|-------------|-----------|----------|----------|----------|----------|-------------|-----------|-----------|----------|----------|----------|----------|----------|-----------|----------|----------|
| 2019                       | AZL A's (R) | 2        | 0        | 3.28        | 18        | 0        | 0        | 0        | 1        | 24.2        | 26        | 11        | 9        | 1        | 1        | 4        | 0        | 29        | 6        | 0        |
| <b>Minor League Totals</b> |             | <b>2</b> | <b>0</b> | <b>3.28</b> | <b>18</b> | <b>0</b> | <b>0</b> | <b>0</b> | <b>1</b> | <b>24.2</b> | <b>26</b> | <b>11</b> | <b>9</b> | <b>1</b> | <b>1</b> | <b>4</b> | <b>0</b> | <b>29</b> | <b>6</b> | <b>0</b> |

### NICHOLAS DANIEL WARD

IF

Goes by "Nick"

**Born:** Wynnewood, Pennsylvania, October 19, 1995; **Home:** Kennett Square, Pennsylvania  
**Bats:** Left; **Throws:** Right; **Height:** 5-10; **Weight:** 175  
**Obtained:** Selected in the 34<sup>th</sup> round of the 2018 First-Year Player Draft

Signed out of West Chester University by Matthew Higginson.

| Year                       | Club            | AVG.        | G          | AB         | R         | H          | 2B        | 3B        | HR       | RBI       | SH       | SF       | HP        | BB        | SO         | SB        | CS       | SLG         | OBP         | E         |
|----------------------------|-----------------|-------------|------------|------------|-----------|------------|-----------|-----------|----------|-----------|----------|----------|-----------|-----------|------------|-----------|----------|-------------|-------------|-----------|
| 2018                       | AZL A's (R)     | .273        | 48         | 154        | 33        | 42         | 4         | 7         | 2        | 27        | 0        | 2        | 4         | 30        | 37         | 8         | 4        | .429        | .400        | 4         |
|                            | Nashville (AAA) | .000        | 2          | 3          | 0         | 0          | 0         | 0         | 0        | 0         | 0        | 0        | 0         | 1         | 0          | 0         | 0        | .000        | .000        | 0         |
| 2019                       | Vermont (A)     | .267        | 13         | 45         | 13        | 12         | 2         | 0         | 2        | 5         | 0        | 1        | 3         | 11        | 6          | 0         | 1        | .444        | .433        | 4         |
|                            | Beloit (A)      | .232        | 85         | 293        | 35        | 68         | 10        | 3         | 4        | 35        | 2        | 2        | 6         | 40        | 91         | 6         | 1        | .328        | .334        | 13        |
| <b>Minor League Totals</b> |                 | <b>.246</b> | <b>148</b> | <b>495</b> | <b>81</b> | <b>122</b> | <b>16</b> | <b>10</b> | <b>8</b> | <b>67</b> | <b>2</b> | <b>5</b> | <b>13</b> | <b>81</b> | <b>135</b> | <b>14</b> | <b>6</b> | <b>.368</b> | <b>.364</b> | <b>21</b> |

### JOSHUA TERRY WATSON

OF

Goes by "Josh"

**Born:** Amarillo, Texas, September 10, 1996; **Home:** Arlington, Texas  
**Bats:** Both; **Throws:** Right; **Height:** 5-11; **Weight:** 205  
**Obtained:** Selected in the 15<sup>th</sup> round of the 2019 First-Year Player Draft

Signed out of Texas Christian University by Christopher Reilly...was drafted in the 35<sup>th</sup> round of the 2018 First-Year Player Draft by the Milwaukee Brewers but did not sign.

| Year                       | Club         | AVG.        | G         | AB         | R         | H         | 2B       | 3B       | HR       | RBI       | SH       | SF       | HP       | BB        | SO        | SB       | CS       | SLG         | OBP         | E        |
|----------------------------|--------------|-------------|-----------|------------|-----------|-----------|----------|----------|----------|-----------|----------|----------|----------|-----------|-----------|----------|----------|-------------|-------------|----------|
| 2019                       | AZL A's (R)  | .227        | 7         | 22         | 3         | 5         | 0        | 0        | 1        | 0         | 0        | 3        | 4        | 5         | 3         | 0        | 0        | .227        | .414        | 0        |
|                            | Vermont (A)  | .218        | 23        | 78         | 8         | 17        | 3        | 0        | 1        | 6         | 0        | 1        | 3        | 15        | 25        | 0        | 0        | .295        | .365        | 0        |
|                            | Stockton (A) | .109        | 20        | 55         | 9         | 6         | 1        | 1        | 1        | 7         | 0        | 2        | 1        | 11        | 19        | 2        | 0        | .218        | .261        | 1        |
| <b>Minor League Totals</b> |              | <b>.181</b> | <b>50</b> | <b>155</b> | <b>20</b> | <b>28</b> | <b>4</b> | <b>1</b> | <b>2</b> | <b>14</b> | <b>1</b> | <b>2</b> | <b>7</b> | <b>30</b> | <b>49</b> | <b>5</b> | <b>0</b> | <b>.258</b> | <b>.335</b> | <b>1</b> |

### SKYLER SHANE WEBER

C

**Born:** Duluth, Georgia, June 6, 1995; **Home:** Gainesville, Georgia  
**Bats:** Left; **Throws:** Right; **Height:** 5-8; **Weight:** 182  
**Obtained:** Selected in the 18<sup>th</sup> round of the 2016 First-Year Player Draft

Graduated from Gainesville HS (GA)...played collegiately at Georgia...signed by Jemel Spearman.

| Year                       | Club        | AVG.        | G          | AB         | R         | H          | 2B        | 3B       | HR       | RBI       | SH       | SF       | HP       | BB        | SO         | SB        | CS       | SLG         | OBP         | E         |
|----------------------------|-------------|-------------|------------|------------|-----------|------------|-----------|----------|----------|-----------|----------|----------|----------|-----------|------------|-----------|----------|-------------|-------------|-----------|
| 2016                       | AZL A's (R) | .173        | 22         | 75         | 7         | 13         | 2         | 0        | 0        | 4         | 0        | 0        | 0        | 6         | 14         | 5         | 0        | .200        | .235        | 3         |
| 2017                       | AZL A's (R) | .186        | 13         | 43         | 10        | 8          | 4         | 1        | 0        | 3         | 0        | 1        | 1        | 2         | 12         | 1         | 0        | .326        | .234        | 1         |
| 2018                       | Beloit (A)  | .227        | 63         | 194        | 23        | 44         | 10        | 1        | 0        | 15        | 0        | 2        | 0        | 28        | 51         | 6         | 1        | .289        | .321        | 4         |
| 2019                       | Beloit (A)  | .195        | 101        | 343        | 41        | 67         | 19        | 0        | 4        | 34        | 2        | 2        | 5        | 35        | 87         | 11        | 3        | .286        | .278        | 12        |
| <b>Minor League Totals</b> |             | <b>.202</b> | <b>199</b> | <b>655</b> | <b>81</b> | <b>132</b> | <b>35</b> | <b>2</b> | <b>4</b> | <b>56</b> | <b>2</b> | <b>5</b> | <b>6</b> | <b>71</b> | <b>164</b> | <b>23</b> | <b>4</b> | <b>.279</b> | <b>.284</b> | <b>20</b> |

**Organizational Players, continued**

**JOHN EDWARD WEISENBURGER III** **RHP**

Goese by "Jack"  
**Born:** Winston-Salem, North Carolina, October 8, 1997; **Home:** Belmont, Michigan  
**Bats:** Right; **Throws:** Right; **Height:** 6-3; **Weight:** 220  
**Obtained:** Selected in the 20<sup>th</sup> round of the 2019 First Year Player Draft

Signed out of the University of Michigan by Richard Sparks.

| Year                       | Club        | W        | L        | ERA         | G         | GS       | CG       | SHO      | SV       | IP          | H        | R        | ER       | HR       | HB       | BB        | IBB      | SO        | WP       | BK       |
|----------------------------|-------------|----------|----------|-------------|-----------|----------|----------|----------|----------|-------------|----------|----------|----------|----------|----------|-----------|----------|-----------|----------|----------|
| 2019                       | AZL A's (R) | 0        | 1        | 3.00        | 11        | 1        | 0        | 0        | 4        | 15.0        | 7        | 6        | 5        | 0        | 1        | 10        | 0        | 28        | 7        | 0        |
| <b>Minor League Totals</b> |             | <b>0</b> | <b>1</b> | <b>3.00</b> | <b>11</b> | <b>1</b> | <b>0</b> | <b>0</b> | <b>4</b> | <b>15.0</b> | <b>7</b> | <b>6</b> | <b>5</b> | <b>0</b> | <b>1</b> | <b>10</b> | <b>0</b> | <b>28</b> | <b>7</b> | <b>0</b> |

**CHASE GERALD WHEATCROFT** **RHP**

**Born:** Mission Hills, California, December 17, 1996; **Home:** Santa Clarita, California  
**Bats:** Right; **Throws:** Right; **Height:** 6-6; **Weight:** 180  
**Obtained:** Selected in the 37<sup>th</sup> round of the 2019 First Year Player Draft

Signed out of the Cal State Stanislaus by Kevin Mello...was named First-Team All-CCAA and was a preseason All-American selection.

| Year                       | Club        | W        | L        | ERA         | G         | GS       | CG       | SHO      | SV       | IP          | H         | R         | ER        | HR       | HB       | BB       | IBB      | SO        | WP       | BK       |
|----------------------------|-------------|----------|----------|-------------|-----------|----------|----------|----------|----------|-------------|-----------|-----------|-----------|----------|----------|----------|----------|-----------|----------|----------|
| 2019                       | AZL A's (R) | 0        | 1        | 6.00        | 16        | 0        | 0        | 0        | 1        | 27.0        | 39        | 22        | 18        | 2        | 3        | 7        | 2        | 29        | 5        | 0        |
| <b>Minor League Totals</b> |             | <b>0</b> | <b>1</b> | <b>6.00</b> | <b>16</b> | <b>0</b> | <b>0</b> | <b>0</b> | <b>1</b> | <b>27.0</b> | <b>39</b> | <b>22</b> | <b>18</b> | <b>2</b> | <b>3</b> | <b>7</b> | <b>2</b> | <b>29</b> | <b>5</b> | <b>0</b> |

**MICHAEL JOHN WHITE III** **IF**

Goese by "Mikey"  
**Born:** San Diego, California, September 3, 1993; **Home:** Birmingham, Alabama  
**Bats:** Right; **Throws:** Right; **Height:** 5-11; **Weight:** 215  
**Obtained:** Selected in the second round of the 2015 First-Year Player Draft

Graduated from Spain Park HS (AL), where he was named Mr. Baseball in the state of Alabama after his senior year (2012)...played collegiately at Alabama...started all 184 games played at shortstop during his three-year college career...signed by Kelcey Mucker...previously drafted by New York (NL) in the 34th round of the 2012 draft but did not sign...in 2017, ranked sixth among A's farmhands in home runs (17), fifth in RBI (73), third in extra-base hits (48) and fifth in slugging percentage (.457)...was a 2019 Texas League Midseason All-Star... finished 2019 tied for 10<sup>th</sup> in the organization in doubles (26).

| Year                       | Club            | AVG.        | G          | AB          | R          | H          | 2B        | 3B       | HR        | RBI        | SH       | SF       | HP        | BB         | SO         | SB        | CS       | SLG         | OBP         | E         |
|----------------------------|-----------------|-------------|------------|-------------|------------|------------|-----------|----------|-----------|------------|----------|----------|-----------|------------|------------|-----------|----------|-------------|-------------|-----------|
| 2015                       | Vermont (A)     | .315        | 29         | 111         | 18         | 35         | 10        | 0        | 2         | 16         | 0        | 2        | 4         | 14         | 29         | 0         | 2        | .459        | .405        | 5         |
|                            | Beloit (A)      | .200        | 35         | 130         | 16         | 26         | 5         | 0        | 1         | 12         | 0        | 0        | 5         | 10         | 30         | 0         | 1        | .262        | .283        | 7         |
| 2016                       | Stockton (A)    | .247        | 124        | 469         | 65         | 116        | 25        | 3        | 6         | 50         | 3        | 2        | 7         | 40         | 130        | 4         | 2        | .352        | .315        | 15        |
| 2017                       | Stockton (A)    | .261        | 115        | 440         | 59         | 115        | 27        | 4        | 17        | 73         | 1        | 1        | 6         | 40         | 121        | 4         | 0        | .457        | .331        | 21        |
| 2018                       | Midland (AA)    | .218        | 64         | 225         | 21         | 49         | 6         | 0        | 6         | 29         | 0        | 1        | 4         | 25         | 81         | 0         | 1        | .324        | .306        | 11        |
| 2019                       | Midland (AA)    | .261        | 97         | 391         | 59         | 102        | 26        | 0        | 10        | 61         | 1        | 2        | 7         | 40         | 102        | 2         | 3        | .404        | .339        | 13        |
|                            | Las Vegas (AAA) | .250        | 3          | 8           | 2          | 2          | 0         | 0        | 1         | 2          | 0        | 0        | 0         | 0          | 3          | 0         | 0        | .625        | .250        | 0         |
| <b>Minor League Totals</b> |                 | <b>.251</b> | <b>467</b> | <b>1774</b> | <b>240</b> | <b>445</b> | <b>99</b> | <b>7</b> | <b>43</b> | <b>243</b> | <b>5</b> | <b>8</b> | <b>33</b> | <b>169</b> | <b>496</b> | <b>10</b> | <b>9</b> | <b>.387</b> | <b>.326</b> | <b>72</b> |

**BROCK MITCHELL WHITTLESEY** **RHP**

**Born:** Mesa, Arizona, February 27, 1997; **Home:** Mesa, Arizona  
**Bats:** Right; **Throws:** Right; **Height:** 6-3; **Weight:** 210  
**Obtained:** Signed as an undrafted free agent on July 10, 2019

Signed by Scott Cousins.

| Year                       | Club        | W        | L        | ERA         | G         | GS       | CG       | SHO      | SV       | IP          | H         | R         | ER        | HR       | HB       | BB       | IBB      | SO        | WP       | BK       |
|----------------------------|-------------|----------|----------|-------------|-----------|----------|----------|----------|----------|-------------|-----------|-----------|-----------|----------|----------|----------|----------|-----------|----------|----------|
| 2019                       | AZL A's (R) | 5        | 3        | 4.50        | 18        | 0        | 0        | 0        | 1        | 28.0        | 35        | 21        | 14        | 0        | 4        | 4        | 0        | 29        | 1        | 0        |
| <b>Minor League Totals</b> |             | <b>5</b> | <b>3</b> | <b>4.50</b> | <b>18</b> | <b>0</b> | <b>0</b> | <b>0</b> | <b>1</b> | <b>28.0</b> | <b>35</b> | <b>21</b> | <b>14</b> | <b>0</b> | <b>4</b> | <b>4</b> | <b>0</b> | <b>29</b> | <b>1</b> | <b>0</b> |

**BRANDON MICHAEL WITHERS** **RHP**

**Born:** Manassas, Virginia, July 4, 1994; **Home:** Manassas, Virginia  
**Bats:** Right; **Throws:** Right; **Height:** 6-0; **Weight:** 205  
**Obtained:** Selected in the 31<sup>st</sup> round of the 2017 First Year Player Draft



Played collegiately for James Madison University...signed by Dillon Tung.

| Year                       | Club        | W        | L        | ERA         | G         | GS       | CG       | SHO      | SV       | IP           | H          | R         | ER        | HR       | HB       | BB        | IBB      | SO         | WP        | BK       |
|----------------------------|-------------|----------|----------|-------------|-----------|----------|----------|----------|----------|--------------|------------|-----------|-----------|----------|----------|-----------|----------|------------|-----------|----------|
| 2017                       | AZL A's (R) | 1        | 2        | 3.60        | 9         | 0        | 0        | 0        | 0        | 15.0         | 10         | 6         | 6         | 0        | 1        | 8         | 0        | 10         | 2         | 0        |
| 2018                       | Vermont (A) | 1        | 1        | 0.88        | 15        | 0        | 0        | 0        | 5        | 30.2         | 17         | 4         | 3         | 1        | 1        | 10        | 0        | 27         | 3         | 0        |
|                            | Beloit (A)  | 0        | 0        | 7.20        | 4         | 0        | 0        | 0        | 0        | 5.0          | 10         | 4         | 4         | 1        | 0        | 1         | 0        | 6          | 1         | 0        |
| 2019                       | Beloit (A)  | 3        | 5        | 4.87        | 41        | 0        | 0        | 0        | 2        | 61.0         | 78         | 41        | 33        | 3        | 7        | 22        | 0        | 60         | 16        | 0        |
| <b>Minor League Totals</b> |             | <b>5</b> | <b>8</b> | <b>3.71</b> | <b>69</b> | <b>0</b> | <b>0</b> | <b>0</b> | <b>7</b> | <b>111.2</b> | <b>115</b> | <b>55</b> | <b>46</b> | <b>5</b> | <b>9</b> | <b>41</b> | <b>0</b> | <b>103</b> | <b>22</b> | <b>0</b> |

**MICHAEL STEWART WOODWORTH**

IF

**Born:** San Francisco, California, August 8, 1997; **Home:** Alameda, California

**Bats:** Right; **Throws:** Right; **Height:** 5-10; **Weight:** 170

**Obtained:** Selected in the 29<sup>th</sup> round of the 2019 First-Year Player Draft

Signed out of the University of Connecticut by Ronald Vaughn...earned Second-Team All-Conference honors following the 2019 season.

| Year                       | Club        | AVG.        | G         | AB         | R         | H         | 2B       | 3B       | HR       | RBI       | SH       | SF       | HP        | BB        | SO        | SB       | CS       | SLG         | OBP         | E        |
|----------------------------|-------------|-------------|-----------|------------|-----------|-----------|----------|----------|----------|-----------|----------|----------|-----------|-----------|-----------|----------|----------|-------------|-------------|----------|
| 2019                       | AZL A's (R) | .276        | 7         | 29         | 11        | 8         | 3        | 1        | 2        | 10        | 0        | 1        | 4         | 4         | 4         | 0        | 0        | .655        | .421        | 1        |
|                            | Vermont (A) | .221        | 33        | 113        | 12        | 25        | 3        | 0        | 0        | 10        | 1        | 2        | 7         | 12        | 18        | 4        | 2        | .248        | .328        | 4        |
|                            | Beloit (A)  | .217        | 26        | 83         | 10        | 18        | 1        | 0        | 0        | 7         | 2        | 1        | 3         | 12        | 18        | 4        | 1        | .229        | .333        | 1        |
| <b>Minor League Totals</b> |             | <b>.227</b> | <b>66</b> | <b>225</b> | <b>33</b> | <b>51</b> | <b>7</b> | <b>1</b> | <b>2</b> | <b>27</b> | <b>3</b> | <b>4</b> | <b>14</b> | <b>28</b> | <b>40</b> | <b>8</b> | <b>3</b> | <b>.293</b> | <b>.343</b> | <b>6</b> |

**DALLAS MICHAEL WOOLFOLK**

RHP

**Born:** Memphis, Tennessee, October 30, 1996; **Home:** Southaven, Mississippi

**Bats:** Right; **Throws:** Right; **Height:** 6-1; **Weight:** 260

**Obtained:** Selected in the 13<sup>th</sup> round of the 2018 First-Year Player Draft

Signed out of the University of Mississippi by Kelcey Mucker.

| Year                       | Club        | W        | L        | ERA         | G         | GS       | CG       | SHO      | SV       | IP          | H         | R         | ER        | HR       | HB       | BB        | IBB      | SO        | WP       | BK       |
|----------------------------|-------------|----------|----------|-------------|-----------|----------|----------|----------|----------|-------------|-----------|-----------|-----------|----------|----------|-----------|----------|-----------|----------|----------|
| 2018                       | AZL A's (R) | 2        | 1        | 7.31        | 11        | 0        | 0        | 0        | 2        | 16.0        | 14        | 16        | 13        | 3        | 0        | 16        | 0        | 20        | 5        | 0        |
| 2019                       | AZL A's (R) | 0        | 0        | 2.25        | 3         | 0        | 0        | 0        | 0        | 4.0         | 1         | 1         | 1         | 0        | 0        | 2         | 0        | 4         | 0        | 0        |
| <b>Minor League Totals</b> |             | <b>2</b> | <b>1</b> | <b>6.30</b> | <b>14</b> | <b>0</b> | <b>0</b> | <b>0</b> | <b>2</b> | <b>20.0</b> | <b>15</b> | <b>17</b> | <b>14</b> | <b>3</b> | <b>0</b> | <b>18</b> | <b>0</b> | <b>24</b> | <b>5</b> | <b>0</b> |

**JOSHWAN ABDIEL WRIGHT (PITTY)**

IF

**Born:** Changuinola, Panama, November 9, 2000; **Home:** Changuinola, Panama

**Bats:** Right; **Throws:** Right; **Height:** 5-8; **Weight:** 150

**Obtained:** Signed as a free agent to a minor league deal on July 2, 2017

Signed by Juan Mosquera.

| Year                       | Club        | AVG.        | G          | AB         | R         | H         | 2B        | 3B       | HR       | RBI       | SH       | SF       | HP       | BB        | SO        | SB       | CS       | SLG         | OBP         | E         |
|----------------------------|-------------|-------------|------------|------------|-----------|-----------|-----------|----------|----------|-----------|----------|----------|----------|-----------|-----------|----------|----------|-------------|-------------|-----------|
| 2018                       | DSL A's (R) | .221        | 53         | 163        | 17        | 36        | 7         | 1        | 0        | 16        | 1        | 0        | 4        | 20        | 20        | 4        | 4        | .276        | .321        | 9         |
| 2019                       | AZL A's (R) | .330        | 50         | 191        | 37        | 63        | 9         | 4        | 0        | 37        | 0        | 4        | 3        | 17        | 25        | 4        | 2        | .419        | .386        | 11        |
| <b>Minor League Totals</b> |             | <b>.280</b> | <b>103</b> | <b>354</b> | <b>54</b> | <b>99</b> | <b>16</b> | <b>5</b> | <b>0</b> | <b>53</b> | <b>4</b> | <b>1</b> | <b>7</b> | <b>37</b> | <b>45</b> | <b>8</b> | <b>6</b> | <b>.353</b> | <b>.356</b> | <b>20</b> |

**DOMINIC AMALIO YEAREGO**

RHP

**Born:** Plano, Texas, March 10, 1996; **Home:** Scroggins, Texas

**Bats:** Left; **Throws:** Right; **Height:** 6-4; **Weight:** 230

**Obtained:** Signed as an undrafted free agent on June 11, 2019

Signed by Christopher Reilly.

| Year                       | Club        | W        | L        | ERA         | G         | GS       | CG       | SHO      | SV       | IP          | H         | R         | ER       | HR       | HB       | BB        | IBB      | SO        | WP       | BK       |
|----------------------------|-------------|----------|----------|-------------|-----------|----------|----------|----------|----------|-------------|-----------|-----------|----------|----------|----------|-----------|----------|-----------|----------|----------|
| 2019                       | AZL A's (R) | 2        | 2        | 2.16        | 15        | 0        | 0        | 0        | 1        | 25.0        | 20        | 13        | 6        | 1        | 0        | 12        | 0        | 38        | 8        | 0        |
| <b>Minor League Totals</b> |             | <b>2</b> | <b>2</b> | <b>2.16</b> | <b>15</b> | <b>0</b> | <b>0</b> | <b>0</b> | <b>1</b> | <b>25.0</b> | <b>20</b> | <b>13</b> | <b>6</b> | <b>1</b> | <b>0</b> | <b>12</b> | <b>0</b> | <b>38</b> | <b>8</b> | <b>0</b> |

**MICHAEL JOSE YNOA (VENTURA)**

RHP

**Born:** Puerto Plata, Dominican Republic, September 24, 1991; **Home:** Puerto Plata, Dominican Republic

**Bats:** Right; **Throws:** Right; **Height:** 6-7; **Weight:** 210

**Obtained:** Signed as a free agent, January 28, 2020

PLAYER DEVELOPMENT

**Organizational Players, continued**

Was originally signed by the A's Raymond Abreu July 2, 2008...had "Tommy John" surgery Aug. 25, 2010...was rated as the A's third best prospect in 2009 and fourth best following 2013...was traded with Jeff Samardzija to the Chicago White Sox Dec. 9, 2014 for Marcus Semien, Chris Bassitt, Josh Phegley and Rangel Ravelo...was released by the White Sox in the spring of 2018 and did not pitch that year...signed a minor league deal with Kansas City Nov. 14, 2018 and was released May 29, 2019.

| Year                       | Club              | W                       | L         | ERA         | G          | GS        | CG       | SHO      | SV        | IP           | H          | R          | ER         | HR        | HB        | BB         | IBB      | SO         | WP        | BK       |
|----------------------------|-------------------|-------------------------|-----------|-------------|------------|-----------|----------|----------|-----------|--------------|------------|------------|------------|-----------|-----------|------------|----------|------------|-----------|----------|
| 2009                       |                   | Injured (Did Not Pitch) |           |             |            |           |          |          |           |              |            |            |            |           |           |            |          |            |           |          |
| 2010                       | AZL A's (R)       | 0                       | 1         | 5.00        | 3          | 3         | 0        | 0        | 0         | 9.0          | 6          | 5          | 5          | 1         | 1         | 4          | 0        | 11         | 3         | 0        |
| 2011                       |                   | Injured (Did Not Pitch) |           |             |            |           |          |          |           |              |            |            |            |           |           |            |          |            |           |          |
| 2012                       | AZL A's (R)       | 0                       | 1         | 5.40        | 6          | 6         | 0        | 0        | 0         | 10.0         | 11         | 7          | 6          | 1         | 1         | 9          | 0        | 6          | 1         | 0        |
|                            | Vermont (A)       | 1                       | 3         | 6.97        | 8          | 6         | 0        | 0        | 0         | 20.2         | 20         | 18         | 16         | 2         | 3         | 16         | 0        | 19         | 10        | 1        |
| 2013                       | Beloit (A)        | 2                       | 1         | 2.14        | 15         | 15        | 0        | 0        | 0         | 54.2         | 45         | 19         | 13         | 3         | 7         | 18         | 0        | 48         | 5         | 1        |
|                            | Stockton (A)      | 1                       | 2         | 7.71        | 7          | 6         | 0        | 0        | 1         | 21.0         | 23         | 20         | 18         | 2         | 2         | 17         | 0        | 20         | 2         | 0        |
| 2014                       | Stockton (A)      | 4                       | 2         | 5.52        | 31         | 0         | 0        | 0        | 0         | 45.2         | 42         | 28         | 28         | 5         | 5         | 21         | 2        | 64         | 7         | 0        |
| 2015                       | Winston Salem (A) | 0                       | 2         | 2.61        | 28         | 0         | 0        | 0        | 6         | 38.0         | 37         | 14         | 11         | 2         | 7         | 16         | 0        | 40         | 4         | 0        |
| 2016                       | Birmingham (AA)   | 0                       | 0         | 0.00        | 3          | 0         | 0        | 0        | 0         | 4.0          | 0          | 0          | 0          | 0         | 0         | 0          | 0        | 4          | 0         | 0        |
|                            | Charlotte (AAA)   | 1                       | 3         | 4.56        | 18         | 0         | 0        | 0        | 4         | 23.2         | 25         | 12         | 12         | 2         | 3         | 12         | 2        | 20         | 3         | 0        |
|                            | CHICAGO (AL)      | 1                       | 0         | 3.00        | 23         | 0         | 0        | 0        | 0         | 30.0         | 20         | 11         | 10         | 0         | 5         | 17         | 2        | 30         | 4         | 0        |
| 2017                       | CHICAGO (AL)      | 1                       | 0         | 5.90        | 22         | 0         | 0        | 0        | 0         | 29.0         | 28         | 22         | 19         | 4         | 5         | 22         | 0        | 23         | 3         | 0        |
|                            | Charlotte (AAA)   | 1                       | 0         | 5.40        | 8          | 0         | 0        | 0        | 1         | 8.1          | 7          | 5          | 5          | 2         | 1         | 6          | 0        | 10         | 1         | 0        |
| 2018                       |                   | Did Not Pitch           |           |             |            |           |          |          |           |              |            |            |            |           |           |            |          |            |           |          |
| 2019                       | Omaha (AAA)       | 1                       | 1         | 4.57        | 17         | 0         | 0        | 0        | 2         | 21.2         | 19         | 13         | 11         | 3         | 1         | 14         | 1        | 26         | 5         | 0        |
| <b>Major League Totals</b> |                   | <b>2</b>                | <b>0</b>  | <b>4.42</b> | <b>45</b>  | <b>0</b>  | <b>0</b> | <b>0</b> | <b>0</b>  | <b>59.0</b>  | <b>48</b>  | <b>33</b>  | <b>29</b>  | <b>4</b>  | <b>10</b> | <b>39</b>  | <b>2</b> | <b>53</b>  | <b>7</b>  | <b>0</b> |
| <b>Minor League Totals</b> |                   | <b>11</b>               | <b>16</b> | <b>4.38</b> | <b>144</b> | <b>36</b> | <b>0</b> | <b>0</b> | <b>14</b> | <b>256.2</b> | <b>235</b> | <b>141</b> | <b>125</b> | <b>23</b> | <b>31</b> | <b>133</b> | <b>5</b> | <b>268</b> | <b>41</b> | <b>2</b> |

**JESUS GREGORIO ZAMBRANO (PEREZ)**

**RHP**

**Born:** Valencia, Venezuela, August 23, 1996; **Home:** Valencia, Venezuela

**Bats:** Right; **Throws:** Right; **Height:** 5-9; **Weight:** 204

**Obtained:** Signed as an undrafted free agent, August 24, 2012

Signed by Julio Franco and Juan Carlos Villanueva...finished 2018 tied for seventh in the organization in wins (10) and saves (6).

| Year                       | Club            | W         | L         | ERA         | G          | GS        | CG       | SHO      | SV        | IP           | H          | R          | ER         | HR        | HB        | BB         | IBB      | SO         | WP        | BK       |
|----------------------------|-----------------|-----------|-----------|-------------|------------|-----------|----------|----------|-----------|--------------|------------|------------|------------|-----------|-----------|------------|----------|------------|-----------|----------|
| 2013                       | DSL A's (R)     | 2         | 6         | 4.40        | 14         | 14        | 1        | 0        | 0         | 61.1         | 62         | 34         | 30         | 4         | 4         | 12         | 0        | 48         | 9         | 1        |
| 2014                       | AZL A's (R)     | 6         | 3         | 4.33        | 14         | 12        | 0        | 0        | 0         | 70.2         | 66         | 41         | 34         | 3         | 5         | 18         | 0        | 63         | 8         | 0        |
| 2015                       | AZL A's (R)     | 1         | 4         | 5.52        | 13         | 4         | 0        | 0        | 1         | 44.0         | 66         | 30         | 27         | 0         | 1         | 9          | 0        | 31         | 4         | 3        |
|                            | Nashville (AAA) | 1         | 0         | 4.00        | 2          | 2         | 0        | 0        | 0         | 9.0          | 8          | 4          | 4          | 1         | 0         | 1          | 0        | 6          | 1         | 0        |
| 2016                       | Vermont (A)     | 2         | 2         | 3.83        | 16         | 7         | 0        | 0        | 0         | 49.1         | 54         | 27         | 21         | 3         | 1         | 18         | 0        | 28         | 4         | 0        |
|                            | Beloit (A)      | 1         | 2         | 7.04        | 10         | 2         | 0        | 0        | 0         | 23.0         | 42         | 26         | 18         | 2         | 1         | 5          | 0        | 14         | 6         | 0        |
| 2017                       | Beloit (A)      | 1         | 2         | 6.06        | 27         | 3         | 0        | 0        | 4         | 65.1         | 68         | 46         | 44         | 5         | 6         | 29         | 1        | 58         | 9         | 2        |
|                            | Midland (AA)    | 0         | 0         | 22.50       | 1          | 0         | 0        | 0        | 0         | 2.0          | 5          | 5          | 5          | 2         | 0         | 1          | 0        | 3          | 1         | 0        |
| 2018                       | Beloit (A)      | 8         | 1         | 3.64        | 39         | 0         | 0        | 0        | 6         | 76.2         | 83         | 39         | 31         | 8         | 1         | 24         | 0        | 81         | 8         | 0        |
| 2019                       | Stockton (A)    | 1         | 1         | 1.88        | 15         | 0         | 0        | 0        | 2         | 28.2         | 19         | 7          | 8          | 2         | 0         | 8          | 0        | 31         | 2         | 0        |
|                            | Midland (AA)    | 4         | 0         | 1.21        | 28         | 1         | 0        | 0        | 7         | 44.2         | 41         | 9          | 6          | 1         | 0         | 13         | 2        | 32         | 2         | 0        |
| <b>Minor League Totals</b> |                 | <b>27</b> | <b>21</b> | <b>4.29</b> | <b>179</b> | <b>45</b> | <b>1</b> | <b>0</b> | <b>20</b> | <b>474.2</b> | <b>514</b> | <b>268</b> | <b>226</b> | <b>31</b> | <b>19</b> | <b>138</b> | <b>3</b> | <b>395</b> | <b>54</b> | <b>6</b> |

**FRANCHISE MONTHLY BESTS**

**Wins**

|    |              |
|----|--------------|
| 26 | July, 1931   |
| 25 | July, 1928   |
| 24 | August, 2002 |
| 24 | July, 1929   |
| 23 | August, 1971 |
| 23 | May, 1931    |
| 23 | July, 1930   |
| 23 | August, 1914 |
| 22 | five times   |

**Losses**

|    |                 |
|----|-----------------|
| 28 | July, 1916      |
| 27 | September, 1940 |
| 27 | September, 1915 |
| 26 | August, 1960    |
| 26 | August, 1945    |
| 26 | August, 1943    |
| 26 | July, 1936      |
| 25 | August, 1938    |
| 24 | June, 1979      |
| 24 | June, 1920      |

**Highest Winning Pct.**

|             |              |
|-------------|--------------|
| .857 (24-4) | August, 2002 |
| .857 (18-3) | April, 1981  |
| .852 (23-4) | May, 1931    |
| .821 (23-5) | August, 1914 |
| .815 (22-5) | May, 1929    |
| .810 (17-4) | Sept., 2001  |
| .800 (20-5) | May, 1910    |
| .792 (19-5) | July, 2012   |
| .788 (26-7) | July, 1931   |
| .778 (21-6) | Sept., 1911  |
| .778 (21-6) | August, 2006 |

**Lowest Winning Pct.**

|             |              |
|-------------|--------------|
| .067 (2-28) | July, 1916   |
| .077 (1-12) | April, 1951  |
| .103 (3-26) | August, 1943 |
| .130 (3-20) | July, 1938   |
| .136 (3-19) | June, 1916   |
| .143 (4-24) | June, 1920   |
| .156 (5-27) | Sept., 1915  |
| .167 (4-20) | August, 1915 |
| .167 (2-10) | April, 1966  |
| .167 (2-10) | April, 1935  |



*The Ron Bergman Award was established in 2019 to honor a journalist for meritorious contributions to the coverage of the Athletics.*

# OAKLAND ALAMEDA COUNTY COLISEUM



The Oakland Coliseum has served as the home for the A's since the franchise moved to Oakland in 1968.

The A's have used the facility to their advantage over the years, posting a 988-713 (.581) home record over the last 21 seasons, which is fifth best in the majors. In 2003, the A's set an Oakland record for home wins as they finished with a 57-24 (.704) record in the Coliseum, marking the most home wins in franchise history since 1931 when the Philadelphia Athletics went 60-15 at home. In addition, two of the A's World Championships have been clinched on the Coliseum's turf.

The facility is conveniently located adjacent to I-880 with two exits (Hegenberger Road/66th Avenue) leading directly to the complex. Along with the Oakland Arena, which is located adjacently, it is the only major entertainment facility with a dedicated stop on the Bay Area Rapid Transit (BART) system. The Oakland International Airport is less than a two-mile drive from the Coliseum with shuttle service to several local hotels and restaurants.

In October of 1995, the Coliseum began a one-year, \$120 million renovation project that added 22,000 new seats, 90 luxury suites, two private clubs and two state-of-the-art scoreboards.

As part of the team's new 10-year lease arrangement prior to the 2015 season, an additional \$10 million in improvements was added, including the installation of new High Definition Video boards and the addition of the Treehouse and the A's Stomping Ground.

The first crowd filled the Oakland-Alameda County Coliseum on Sept. 8, 1966, when the AFL's Oakland Raiders played the Kansas City Chiefs. The adjacent arena celebrated its grand opening on Nov. 9, 1966, when the Oakland Seals met the San Diego Gulls in hockey. The first A's game came on April 17, 1968 against the Baltimore Orioles.

In the ensuing 53 years, the facility has hosted every conceivable event in the entertainment industry, including concerts, conventions and other large gatherings. Audiences numbering over 100 million have made the Coliseum and Arena the premier entertainment facilities in Northern California.

## OAKLAND COLISEUM QUICK FACTS

**Location:** Adjacent to 880 freeway between Hegenberger Road and 66th Avenue  
**Seating Capacities:** 46,847 (baseball); 56,063 (football); 70,000 (concerts)  
**Parking Capacity:** 8500 slots  
**Ground Breaking:** April 15, 1964  
**First Event:** Oakland Raiders vs. Kansas City Chiefs, Sept. 8, 1966  
**First Baseball Game:** Oakland A's vs. Baltimore Orioles, Apr. 17, 1968  
**Complex Area:** 120 acres  
**Surface:** Natural Grass  
**Elevation:** 22' below sea level

### STADIUM DIMENSIONS

|   |  |
|---|--|
| <b>Left Field Line:</b> 330 feet  | <b>Right Field Line:</b> 330 feet          |
| <b>Straight Away Left Field:</b> 367 feet   | <b>Straight Away Right Field:</b> 367 feet |
| <b>Left Center Field:</b> 362 feet  | <b>Right Center Field:</b> 362 feet        |
| <b>Left Center Power Alley:</b> 388 feet  | <b>Right Center Power Alley:</b> 388 feet  |
| <b>Straight Away Center Field:</b> 400 feet   |  |
| <b>Height of Wall:</b> 8 feet down the lines and to center field; 15 feet in the alleys |  |
| <b>Distance Between First and Third Base to Bullpen Mounds:</b> 100 feet                |  |
| <b>Distance Between First and Third Base to Middle of Dugouts:</b> 75 feet              |  |

# COLISEUM ATTENDANCE RECORDS

## YEARLY ATTENDANCE TOTALS

| Year                  | Home Dates  | Total Home Attendance | Home Average  | Single Game High-Home             | Road Dates  | Total Road Attendance | Road Average  |
|-----------------------|-------------|-----------------------|---------------|-----------------------------------|-------------|-----------------------|---------------|
| 1968                  | 78          | 837,466               | 10,737        | 47,233, Apr. 17 vs. Baltimore     | 68          | 960,210               | 14,121        |
| 1969                  | 72          | 778,232               | 10,809        | 35,243, May 10 vs. New York       | 71          | 992,124               | 13,974        |
| 1970                  | 77          | 778,355               | 10,109        | 48,758, June 6 vs. Detroit        | 73          | 971,568               | 13,309        |
| 1971                  | 73          | 914,993               | 12,534        | 42,970, May 22 vs. Minnesota      | 70          | 1,222,741             | 17,468        |
| 1972                  | 70          | 921,323               | 13,162        | 47,741, June 12 vs. Baltimore     | 71          | 1,115,553             | 15,712        |
| 1973                  | 79          | 1,000,763             | 12,668        | 47,570, Sept. 10 vs. Kansas City  | 75          | 1,382,250             | 18,430        |
| 1974                  | 76          | 845,693               | 11,128        | 47,570, July 8 vs. Cleveland      | 77          | 1,526,630             | 19,826        |
| 1975                  | 77          | 1,075,518             | 13,968        | 46,378, Aug. 11 vs. Boston        | 72          | 1,436,383             | 19,950        |
| 1976                  | 79          | 780,593               | 9,881         | 42,592, July 24 vs. Kansas City   | 74          | 1,392,109             | 18,812        |
| 1977                  | 72          | 495,412               | 6,881         | 32,346, May 16 vs. New York       | 75          | 1,195,138             | 15,935        |
| 1978                  | 72          | 526,999               | 7,319         | 36,463, June 5 vs. Boston         | 76          | 1,381,142             | 18,173        |
| 1979                  | 77          | 306,763               | 3,984         | 19,538, July 6 vs. New York       | 80          | 1,393,196             | 17,415        |
| 1980                  | 75          | 842,259               | 11,230        | 49,300, Aug. 25 vs. New York      | 78          | 1,572,926             | 20,166        |
| 1981                  | 51          | 1,311,761             | 25,721        | 48,592, May 3 vs. New York        | 51          | 1,105,337             | 21,673        |
| 1982                  | 78          | 1,735,489             | 22,250        | 48,348, Apr. 6 vs. California     | 78          | 1,709,054             | 21,911        |
| 1983                  | 77          | 1,294,941             | 16,817        | 45,413, July 4 vs. Texas          | 76          | 1,557,202             | 20,490        |
| 1984                  | 79          | 1,353,281             | 17,130        | 46,238, May 28 vs. Detroit        | 79          | 1,565,597             | 19,818        |
| 1985                  | 77          | 1,334,599             | 17,332        | 46,770, July 4 vs. Toronto        | 80          | 1,666,480             | 20,831        |
| 1986                  | 79          | 1,314,646             | 16,641        | 44,726, Apr. 8 vs. Minnesota      | 78          | 1,614,837             | 20,703        |
| 1987                  | 80          | 1,678,921             | 20,987        | 46,120, Apr. 10 vs. California    | 81          | 1,930,731             | 23,836        |
| 1988                  | 79          | 2,287,335             | 28,954        | 45,333, Apr. 4 vs. Seattle        | 80          | 2,251,515             | 28,144        |
| 1989                  | 81          | 2,667,225             | 32,929        | 46,163, Apr. 3 vs. Seattle        | 80          | 2,283,228             | 28,540        |
| 1990                  | 80          | 2,900,217             | 36,253        | 45,207, Apr. 9 vs. Minnesota      | 79          | 2,597,920             | 32,885        |
| 1991                  | 81          | 2,713,493             | 33,500        | 44,595, June 9 vs. Boston         | 80          | 2,636,157             | 32,952        |
| 1992                  | 81          | 2,494,160             | 30,792        | 44,078, Apr. 6 vs. Kansas City    | 81          | 2,438,292             | 30,102        |
| 1993                  | 79          | 2,035,025             | 25,760        | 43,627, July 4 vs. New York       | 79          | 2,326,919             | 29,455        |
| 1994                  | 56          | 1,242,692             | 22,191        | 44,501, Aug. 7 vs. Texas          | 58          | 1,799,360             | 31,023        |
| 1995                  | 71          | 1,174,310             | 16,540        | 42,596, July 3 vs. Milwaukee      | 71          | 1,753,085             | 24,691        |
| 1996                  | 80          | 1,148,380             | 14,355        | 36,129, July 5 vs. California     | 79          | 2,091,338             | 26,473        |
| 1997                  | 79          | 1,264,218             | 16,003        | 50,792, Sept. 1 vs. San Francisco | 80          | 2,362,054             | 29,526        |
| 1998                  | 79          | 1,232,339             | 15,599        | 48,241, Aug. 1 vs. Cleveland      | 81          | 2,331,755             | 28,787        |
| 1999                  | 81          | 1,434,610             | 17,711        | 51,263, July 17 vs. San Francisco | 80          | 2,238,111             | 27,976        |
| 2000                  | 81          | 1,728,886             | 21,344        | 54,268, July 8 vs. Arizona        | 80          | 2,466,594             | 30,832        |
| 2001                  | 81          | 2,133,277             | 26,337        | 51,838, July 3 vs. Anaheim        | 80          | 2,266,814             | 28,335        |
| 2002                  | 81          | 2,169,811             | 26,788        | 55,528, Sept. 4 vs. Kansas City   | 81          | 2,416,196             | 29,830        |
| 2003                  | 81          | 2,216,596             | 27,365        | 55,601, July 5 vs. Anaheim        | 80          | 2,151,375             | 26,892        |
| 2004                  | 81          | 2,201,516             | 27,179        | 55,989, June 26 vs. San Francisco | 81          | 2,585,067             | 31,914        |
| 2005                  | 81          | 2,109,118             | 26,038        | 47,385, August 13 vs. Minnesota   | 81          | 2,420,496             | 29,883        |
| 2006                  | 81          | 1,976,625             | 24,403        | 35,077, nine times                | 80          | 2,575,336             | 32,192        |
| 2007                  | 81          | 1,921,834             | 23,726        | 35,077, nine times                | 81          | 2,649,528             | 32,710        |
| 2008                  | 81          | 1,665,256             | 20,559        | 44,735, March 26 vs. Boston*      | 79          | 2,365,526             | 29,943        |
| 2009                  | 81          | 1,408,783             | 17,392        | 36,067, April 10 vs. Seattle      | 80          | 2,316,520             | 28,957        |
| 2010                  | 81          | 1,418,391             | 17,511        | 35,067, twice                     | 81          | 2,407,313             | 29,720        |
| 2011                  | 80          | 1,476,791             | 18,460        | 36,067, four times                | 81          | 2,468,614             | 30,477        |
| 2012                  | 81          | 1,679,013             | 20,729        | 44,227, March 28 vs. Seattle*     | 81          | 2,428,269             | 29,979        |
| 2013                  | 81          | 1,809,302             | 22,337        | 36,067, five times                | 81          | 2,374,402             | 29,314        |
| 2014                  | 80          | 2,003,628             | 25,045        | 36,067, 12 times                  | 81          | 2,329,345             | 28,757        |
| 2015                  | 81          | 1,768,175             | 21,829        | 36,067, four times                | 81          | 2,391,645             | 29,526        |
| 2016                  | 81          | 1,521,506             | 18,784        | 36,067, June 30 vs. San Francisco | 81          | 2,390,449             | 29,512        |
| 2017                  | 80          | 1,475,721             | 18,447        | 40,019, July 3 vs. Chicago (AL)   | 80          | 2,357,284             | 29,466        |
| 2018                  | 80          | 1,527,588             | 19,095        | 56,310, July 21 vs. San Francisco | 80          | 2,299,865             | 28,748        |
| 2019                  | 81          | 1,662,211             | 20,521        | 53,367, Aug. 24 vs. San Francisco | 81          | 2,236,823             | 27,615        |
| <b>Totals</b>         | <b>4041</b> | <b>78,596,071</b>     | <b>19,449</b> |                                   | <b>4022</b> | <b>102,698,403</b>    | <b>25,534</b> |
| <b>Yearly Average</b> |             | <b>1,511,463</b>      |               |                                   |             | <b>1,974,969</b>      |               |

\* Tokyo, Japan



## Coliseum Attendance Records, continued

### ALL-TIME OAKLAND ATTENDANCE RECORDS

|                          |                      |  |   |
|--------------------------|----------------------|--|---|
| <b>Season</b>            | Total                | 5,498,137 (1990)                                   |   |
|                          | Home                 | 2,900,217 (1990)                                   |   |
|                          | Road                 | 2,649,528 (2007)                                   |   |
|                          | Homestand            | 518,534 (July 12-26, 1990; 14 dates)               |   |
|                          | Homestand Avg.       | 39,667 (Aug. 7-12, 2001; 238,000 in 6 dates)       |   |
|                          | Road Trip            | 450,462 (June 14-27, 2002; 13 dates)               |   |
|                          | Home vs. One Club    | 296,512 (Los Angeles, 2005; 10 dates)              |   |
|                          | Road vs. One Club    | 443,347 (Texas, 2012; 10 dates)                    |   |
|                          | Home Sellouts        | 20 (1990)  |   |
|                          | Consecutive Sellouts | 5 (July 22-26, 1989; Baltimore 2 and California 3) |   |
|                          | <b>Single Game</b>   | Home   | 56,310 (San Francisco; July 21, 2018-N) |
|                          |                      | Home, Regular Season                               | 56,310 (San Francisco; July 21, 2018-N) |
| Road                     |                      | 62,038 (San Francisco; Oct. 27, 1989-N)            |   |
| Road, Regular Season     |                      | 61,696 (California; Aug. 11, 1989-N)               |   |
| Day, Home                |                      | 55,413 (San Francisco; June 22, 2003)              |   |
| Day, Road                |                      | 60,326 (California; Aug. 13, 1989)                 |   |
| Night, Home              |                      | 56,310 (San Francisco; July 21, 2018-N)            |   |
| Smallest, Home           |                      | 653 (Seattle; Apr. 17, 1979-N)                     |   |
| Smallest, Road           |                      | 1,201 (Baltimore; May 11, 1989-D)                  |   |
| <b>Doubleheader</b>      |                      | Home   | 48,592 (New York; May 3, 1981-D)        |
|                          | Road                 | 53,565 (Detroit; July 25, 1971-D)                  |   |
|                          | Twi-Night, Home      | 47,768 (New York; June 13, 1980)                   |   |
|                          | Twi-Night, Road      | 51,017 (Minnesota; July 28, 1990)                  |   |
| <b>Season Opener</b>     | Home                 | 53,498 (Detroit; Apr. 3, 2000-N)                   |   |
|                          | Home, Secondary      | 47,233 (Baltimore; Apr. 17, 1968-N)                |   |
|                          | Road                 | 52,012 (Milwaukee; Apr. 5, 1994-D)                 |   |
|                          | Road, Secondary      | 56,717 (New York; Apr. 10, 1998-D)                 |   |
| <b>Three Date Series</b> | Home                 | 158,152 (San Francisco; June 25-27, 2004)          |   |
|                          | Road                 | 175,058 (California; Aug. 11-13, 1989)             |   |
| <b>Four Date Series</b>  | Home                 | 162,410 (New York; July 18-21, 1991)               |   |
|                          | Road                 | 201,607 (Toronto; July 9-12, 1992)                 |   |

### TOP REGULAR SEASON CROWDS IN OAKLAND

| Attend. | Opponent      | Date          | Day         | W-L |
|---------|---------------|---------------|-------------|-----|
| 56,310  | San Francisco | July 21, 2018 | Saturday-N  | W   |
| 55,989  | San Francisco | June 26, 2004 | Saturday-N  | W   |
| 55,601  | Anaheim       | July 5, 2003  | Saturday-N  | L   |
| 55,528  | Kansas City   | Sept. 4, 2002 | Wednesday-N | W   |
| 55,413  | San Francisco | June 22, 2003 | Sunday-D    | W   |
| 54,513  | New York      | Apr. 24, 2002 | Wednesday-N | L   |
| 54,268  | Arizona       | July 8, 2000  | Saturday-N  | W   |
| 54,123  | San Francisco | June 30, 2002 | Sunday-D    | W   |
| 53,974  | San Francisco | June 27, 2004 | Sunday-D    | L   |
| 53,802  | Kansas City   | July 5, 2002  | Friday-N    | W   |

### LARGEST COLISEUM BASEBALL CROWDS

| Attend. | Opponent      | Date            | Day                         | W-L |
|---------|---------------|-----------------|-----------------------------|-----|
| 56,310  | San Francisco | July 21, 2018   | —                           | W   |
| 55,989  | San Francisco | June 26, 2004   | —                           | W   |
| 55,861  | New York      | Oct. 13, 2001   | ALDS, Game 3                | L   |
| 55,601  | Anaheim       | July 5, 2003    | Fireworks                   | L   |
| 55,528  | Kansas City   | Sept. 4, 2002   | AL Record 20th straight win | W   |
| 55,413  | San Francisco | June 22, 2003   | —                           | W   |
| 54,513  | New York      | Apr. 24, 2002   | —                           | L   |
| 54,268  | Arizona       | July 8, 2000    | Fireworks                   | W   |
| 54,123  | San Francisco | June 30, 2002   | —                           | W   |
| 54,005  | Tampa Bay     | October 2, 2019 | ALWC                        | L   |

### TOP REGULAR SEASON CROWDS ON THE ROAD

| Attend. | Opponent   | Date           | Day        | W-L |
|---------|------------|----------------|------------|-----|
| 61,696  | California | Aug. 11, 1989  | Friday-N   | W   |
| 60,326  | California | Aug. 13, 1989  | Sunday-D   | L   |
| 58,963  | California | Apr. 24, 1982  | Saturday-N | L   |
| 56,717  | New York   | Apr. 10, 1998  | Friday-D   | L   |
| 56,710  | New York   | Apr. 11, 1997  | Friday-D   | W   |
| 56,535  | Seattle    | Sept. 20, 1996 | Friday-N   | L   |
| 56,103  | Seattle    | Sept. 21, 1996 | Saturday-N | L   |
| 55,927  | Seattle    | Sept. 28, 1997 | Sunday-D   | W   |
| 55,588  | Seattle    | Sept. 26, 1997 | Friday-N   | W   |
| 55,034  | New York   | May 30, 1987   | Sunday-D   | L   |

### LARGEST CROWDS ON THE ROAD

| Attend. | Opponent      | Date          | Day                  | W-L |
|---------|---------------|---------------|----------------------|-----|
| 62,038  | San Francisco | Oct. 27, 1989 | World Series, Game 3 | W   |
| 62,032  | San Francisco | Oct. 28, 1989 | World Series, Game 4 | W   |
| 61,696  | California    | Aug. 11, 1989 | —                    | W   |
| 60,326  | California    | Aug. 13, 1989 | —                    | L   |
| 58,963  | California    | Apr. 24, 1982 | —                    | L   |
| 56,915  | New York      | Oct. 7, 2000  | ALDS, Game 4         | W   |
| 56,717  | New York      | Apr. 10, 1998 | —                    | L   |
| 56,710  | New York      | Apr. 11, 1997 | —                    | W   |
| 56,697  | New York      | Oct. 10, 2001 | ALDS, Game 1         | W   |
| 56,684  | New York      | Oct. 11, 2001 | ALDS, Game 2         | W   |

## TOP REGULAR SEASON CROWDS VS. CLUBS

| Club             | Attendance | Date          |
|------------------|------------|---------------|
| Arizona          | 54,268     | July 8, 2000  |
| Atlanta          | 35,618     | June 11, 2003 |
| Baltimore        | 47,741     | June 12, 1972 |
| Boston           | 50,863     | Aug. 8, 2001  |
| Chicago          | 45,712     | July 2, 2005  |
| Chicago (NL)     | 35,067     | July 3, 2013  |
| Cincinnati       | 29,601     | June 9, 2004  |
| Cleveland        | 48,241     | Aug. 1, 1998  |
| Colorado         | 25,333     | June 15, 1997 |
| Detroit          | 53,498     | Apr. 3, 2000  |
| Houston          | 35,065     | June 9, 2002  |
| Kansas City      | 55,528     | Sept. 4, 2002 |
| Los Angeles      | 55,601     | July 5, 2003  |
| Los Angeles (NL) | 35,163     | July 14, 2001 |
| Milwaukee        | 45,398     | Apr. 3, 1984  |

| Club          | Attendance | Date            |
|---------------|------------|-----------------|
| Miami         | 22,461     | June 22, 2008   |
| Minnesota     | 47,385     | Aug. 13, 2005   |
| New York      | 54,513     | Apr. 24, 2002   |
| New York (NL) | 27,598     | June 15, 2005   |
| Philadelphia  | 35,067     | Sept. 19, 2014  |
| Pittsburgh    | 34,328     | June 13, 2004   |
| San Diego     | 40,374     | July 2, 1998    |
| San Francisco | 56,310     | July 21, 2018   |
| Seattle       | 46,786     | Apr. 17, 1981   |
| St. Louis     | 35,077     | June 17, 2007   |
| Tampa Bay     | 48,089     | August 28, 2004 |
| Texas         | 45,606     | Oct. 1, 2000    |
| Toronto       | 46,770     | July 4, 1985    |
| Washington    | 36,067     | May 10, 2014    |

## TOP REGULAR SEASON CROWDS BY BALLPARK

| Club             | Ballpark              | Att.   | Date           |
|------------------|-----------------------|--------|----------------|
| Arizona          | Chase Field           | 36,976 | July 7, 2001   |
| Atlanta          | Turner Field          | 40,760 | Aug. 16, 2014  |
| Baltimore        | Camden Yards          | 48,271 | April 4, 2005  |
| Boston           | Fenway Park           | 38,294 | July 6, 2009   |
| Chicago          | Guaranteed Rate Field | 42,483 | June 6, 1992   |
| Chicago (NL)     | Wrigley Field         | 40,721 | Aug. 5, 2019   |
| Cincinnati       | Great American        | 34,640 | Aug. 6, 2013   |
| Cleveland        | Progressive Field     | 43,276 | Aug. 24, 2000  |
| Colorado         | Coors Field           | 48,308 | Aug. 30, 1997  |
| Detroit          | Comerica Park         | 42,477 | June 30, 2014  |
| Houston          | Minute Maid Park      | 43,171 | Aug. 27, 2018  |
| Kansas City      | Kauffman Stadium      | 41,329 | Sept. 21, 1980 |
| Los Angeles      | Angel Stadium         | 61,696 | Aug. 11, 1989  |
| Los Angeles (NL) | Dodger Stadium        | 51,788 | July 29, 2015  |
| Miami            | Marlins Park          | 21,917 | June 29, 2014  |

| Club          | Ballpark         | Att.   | Date           |
|---------------|------------------|--------|----------------|
| Milwaukee     | Miller Park      | 25,912 | June 5, 2013   |
| Minnesota     | Target Field     | 40,847 | Sept. 18, 2010 |
| New York      | Yankee Stadium   | 47,343 | Aug. 23, 2011  |
| New York (NL) | Citi Field       | 39,629 | July 22, 2017  |
| Philadelphia  | Citizens Bank    | 45,863 | June 26, 2011  |
| Pittsburgh    | PNC Park         | 30,549 | June 19, 2002  |
| San Diego     | Petco Park       | 39,874 | June 28, 2006  |
| San Francisco | AT&T Park        | 43,069 | May 21, 2005   |
| Seattle       | Safeco Field     | 47,065 | April 8, 2016  |
| St. Louis     | Busch Stadium    | 44,871 | June 26, 2019  |
| Tampa Bay     | Tropicana Field  | 35,325 | July 26, 1998  |
| Texas         | Rangers Ballpark | 50,708 | July 31, 2004  |
| Toronto       | Rogers Centre    | 50,529 | Sept. 8, 1993  |
| Washington    | Nationals Park   | —      | —              |

## COLISEUM RAINOUTS & SHORTENED GAMES

### RAINFOUTS AT THE COLISEUM

|      |                         |      |                      |      |                       |      |                                   |
|------|-------------------------|------|----------------------|------|-----------------------|------|-----------------------------------|
| 1972 | Sept. 25 vs. Minnesota  | 1982 | Apr. 10 vs. Seattle  | 1993 | Apr. 23 vs. Cleveland | 2014 | Mar. 29 vs. San Fran.*            |
|      | Sept. 26 vs. Minnesota  | 1983 | Apr. 23 vs. Boston   |      | May 27 vs. Minnesota  |      | Apr. 1 vs. Cleveland              |
|      | Oct. 17 vs. Cincinnati  |      | Apr. 30 vs. Detroit  |      | May 15 vs. Baltimore  |      | Apr. 4 vs. Seattle                |
| 1978 | April 15 vs. California |      | Sept. 30 vs. Chicago | 1996 | Aug. 19 vs. Boston    | 2017 | April 16 vs. Houston              |
|      | Apr. 24 vs. Minnesota   | 1988 | May 6 vs. Cleveland  | 1998 | Apr. 3 vs. New York   |      |                                   |
| 1979 | Apr. 26 vs. New York    | 1990 | May 27 vs. Cleveland |      | May 5 vs. Detroit     |      | <i>*indicates Spring Training</i> |

### SHORTENED GAMES IN OAKLAND

|      |  |
|------|--|
| 1968 | vs. Detroit, May 24 (called after 7 innings tied at 2-2)                     |
| 1971 | vs. Kansas City, Apr. 9 (called after top of the 6th; A's won 5-0)           |
| 1999 | vs. New York, Apr. 5 (called after 8 innings; A's won 5-3)                   |
| 2002 | vs. Seattle, Apr. 16 (called after top of the 7th; A's lost 6-2)             |
| 2005 | vs. Texas, May 4 (called after top of the 9th; A's lost 16-7)                |
| 2012 | vs. Kansas City, April 10 (called with two outs in top of 8th; A's lost 3-0) |

## COLISEUM GROUND RULES

|   |           |
|---|-----------|
| Fly ball striking foul poles and/or screen above fence                | Home Run  |
| Ball sticking or going behind fence padding in right or left field    | Two Bases |
| Ball going into bullpen bench and rebounding on to playing field      | In Play   |
| Ball remaining on or under bullpen bench                              | Two Bases |
| Ball hitting any portion of the fence or screen in back of home plate | In Play   |

---

## **MEDIA INFORMATION AND POLICIES**

---

**WORKING PRESS CREDENTIALS:** Credentials will be issued only to legitimate media. Season credentials will be issued to those news agencies that cover the Athletics on a daily basis. Requests for daily credentials must be submitted at least 48 hours in advance by the affiliation's editor, producer or director on Major League Baseball's online site <https://credentials.mlb.com>. A headshot is required for all credentials, including dailies. A headshot must be submitted via the credential website for every person requesting a credential. All credentials are non-transferable. All members of the media must be on assignment.

**PHOTO CREDENTIALS:** Photo passes will be issued to photographers on assignment from legitimate news gathering organizations and representatives licensed by Major League Baseball. The Oakland A's will only issue credentials to freelance photographers who are on assignment. Priority in all photo areas will be granted to news organizations on deadline and those holding season credentials. All photographs taken are to be used for news-gathering purposes or officially licensed products. Any other use of photographs will be considered a violation of existing trademark and copyright restrictions.

**ROVING CAMERAS:** Television cameras are prohibited from roving in the stands at all times. For the comfort of fans, interviews are to be conducted on the concourse and not in the stands while the game is in progress.

**PRESS WILL CALL:** Starting four-and-a-half hours before game time, credentials may be picked up at the A's Executive Offices located on the A's Championship Plaza attached to Oakland Arena.

**CLUBHOUSES:** The Athletics clubhouse is located on the third base side and the visitors' is located on the first base side. Access can be obtained by taking the press elevator to FL-lockers or through the door on the right near the end of the hall after you enter through the North Press Gate. Only credentialed media with clubhouse access will be admitted. TV cameras and photographers are not allowed in the clubhouse prior to the game and only TV cameras are permitted in the clubhouse following the game (no still photographers). The A's clubhouse is open to the media at least three-and-a-half hours prior to the game and then will close when the A's take the field for batting practice. The clubhouse will open no later than 10 minutes following the game. At times, certain additional restrictions may be imposed. Please do not lounge in the clubhouse at any time. The break area, the trainer's room and the umpire's dressing room are off limits to the media. If a comment or interpretation from the umpire crew chief is needed, a pool reporter may be assigned.

**FIELD ACCESS:** Only credentialed media with field access will be allowed onto the field. All media must clear the field immediately following batting practice. Only newspaper and magazine photographers will be allowed on the field level during the game.

**POST-GAME PROCEDURES:** Manager Bob Melvin will be available to the media in the media interview room approximately 10 minutes after the conclusion of the game. Please ask any questions of the manager related to the game during this post-game session. Also, please be respectful of those members of the media who are on deadline when directing questions to the manager and players. Once again, please do not lounge in the clubhouse or attempt to conduct full-length interviews after a game.

**LIVE TRANSMISSIONS:** Non-rightsholders are permitted to transmit live reports from the Coliseum prior to and after every game. Live television shots by non-rightsholders are prohibited while the rightsholder is on the air and the game is in progress. Radio stations and assigned correspondents for out-of-town reports are allowed to give inning or half-inning updates. Reports must be confined to between-innings only, limited to 60 seconds in length, and limited to six per game. A violation of these Major League Baseball guidelines may result in the revocation of credentials.

**SCOUTS:** Major League scouts are not allowed to scout from the press box during the game. However, scouts are welcome in the press box prior to first pitch to pick up game information. If scouts wish to work in the press box pre-game, they may work from the auxiliary (third base) side of the press box.



**PRESS BOX:** The press box and all broadcast positions are located on the loge level. Access is by the press elevator only (3-press). The first base side (main press box) is reserved for those with main press box access only. Each seat in the main press box is assigned. If your name or outlet does not appear on a seat tag, you may find a seat in the auxiliary press box (third base side). The press box is a working area. Cheering and loud conversation will not be permitted. The Oakland A's prohibit any person under the age of 18 from entering the press box on game days without prior approval from the A's Communications Department. Guests are not allowed in the press box without prior approval from the A's Communications Department.

**PRESS LOUNGE:** The press lounge is located behind Section 117 (level one from the press elevator). It opens two hours prior to the game and closes at game time. The charge is \$10.00 and meal tickets are available for purchase in the lounge. Media members must be properly credentialed for admittance into the dining room.

**COMMUNICATIONS OFFICE:** The Oakland Athletics Communications Office is located within the team's executive offices at Jack London Square.

**PRESS BOX SERVICES:** Game notes, statistics, starting lineups and other pertinent news releases from both teams are available in the main press box (first base side) for working press and scouts only. Post-game notes and the game's box score will be available shortly after the conclusion of the game. Information guides for all clubs are available upon request from a member of the A's communications staff in the press box. All information is also available online at <http://press-box.athletics.com>.

**A'S MEDIA ALERTS:** The A's Communications Department features a media-only Twitter account to provide as up-to-date information as possible. For clubhouse hours, interview times and various media alerts, please follow @AsMediaAlerts. Player transactions and other relevant game information will continue to be posted at @AthleticsPR.

**AUTOGRAPH AND PHOTOGRAPH POLICY:** Credentialed members of the media are prohibited from requesting autographs, photographs or equipment on the playing field, in the dugout or in the clubhouses. Any violation of this policy will result in immediate revocation of the credential and bar future use.

**TELEPHONES, WIFI SERVICE:** Phone lines in the main press box may be ordered by calling Doug Tsang of AT&T at (510) 334-4175. Additionally, complimentary WiFi service is available in the press box.

**TICKETS:** All requests for media complimentary tickets must be made to Fernando Alcalá at least 48 hours prior to game time. When available, tickets may be picked up at Press Will Call. There is a limit of two tickets per game.

## OAKLAND ATHLETICS COMMUNICATIONS DEPARTMENT

### Communications Staff

Catherine Aker, Vice President, Communications and Community  
Fernando Alcalá, Director of Baseball Communications  
Erica George, Director of Corporate Communications  
Mike Selleck, Baseball Information Manager  
Mark Ling, Baseball Communications Manager  
Olivia Hummer, Baseball Communications Coordinator

### Direct Phone

(510) 563-2380  
563-2236  
746-4419  
563-2233  
746-4418  
563-2207

### E-Mail Address

caker@athletics.com  
falcala@athletics.com  
egeorge@athletics.com  
mselleck@athletics.com  
mling@athletics.com  
ohummer@athletics.com

7000 Coliseum Way • Oakland, CA 94621  
(510) 638-4900

Virtual Press Box: [pressbox.athletics.com](http://pressbox.athletics.com)  
Website: [athletics.com](http://athletics.com)

### KEN KORACH

#### Radio Play-by-Play

The 2020 season will mark Ken Korach's 29th year in the American League, his 25th with the A's and his 15th as the team's lead radio announcer. In the long history of the A's in Oakland, he matches 2017 Ford C. Frick Award recipient Bill King for the most time spent doing play-by-play on radio for the A's.

Korach's first MLB job was in Chicago, where he spent four years broadcasting mostly weekend games for the White Sox. He also spent six full seasons in the minor leagues, beginning in 1984 with the Redwood Pioneers of the California League. He also worked in the Pacific Coast League in Phoenix (1986-87) and Las Vegas (1989-91). His national credits include broadcasting select MLB games for ESPN Radio and several bowl games.

Korach was hired in 1985 to broadcast San Jose State football on KCBS Radio and he spent 22 years doing football and basketball on radio and television for Sonoma State, San Jose State and UNLV.

He is the author of *Holy Toledo, Lessons from Bill King*, *Renaissance Man of the Mic*, which was published by Wellstone Books in 2013 and spent over a month as the number one best-selling baseball book on Amazon.com. Ken's second book, *If These Walls Could Talk: Oakland A's*, cowritten by San Francisco Chronicle A's beat writer Susan Slusser, was released in the spring of 2019 by Triumph Books.

Korach was inducted into the Bay Area Radio Hall of Fame in September of 2019 and honored as the 2013 California Sportscaster of the Year and the 2001 Nevada Sportscaster of the Year by the National Sports Media Association. He was inducted in 2017 into the Jewish Sports Hall of Fame of Northern California and in 2003 into the Nevada Broadcasters Hall of Fame.

His charitable work includes the establishment of Ken Korach's A's Winning for the Community, which raised \$50,000 for the high school baseball programs in Oakland, including Ken's personal contribution of \$15,000.

Korach is a graduate of UC Santa Barbara and he and his wife Denise are parents of their daughter, Emilee. They make their home in Henderson, Nev. and Pleasanton, Calif.



### VINCE COTRONEO

#### Radio Play-by-Play

Vince Cotroneo begins his 15th season in the A's radio booth, where he again will work with broadcast partners Ken Korach and Ray Fosse in continuing the team's tradition of broadcasting excellence.

Prior to joining the A's, Cotroneo spent six seasons (1998-2003) as an announcer on the Texas Rangers broadcasts, where he partnered with Eric Nadel on the Rangers Radio Network. He also worked over 20 games on the television side during the 2002 season. Cotroneo joined the Rangers broadcast team in 1998 after spending seven seasons (1991-97) with the Houston Astros.

A 31-year broadcasting veteran, Cotroneo began his career with the Single-A Lynchburg Mets in 1984. He spent the next three seasons with the Double-A El Paso Diablos in the Milwaukee system before moving onto the Triple-A Iowa Cubs for the 1988 season. In his only season with Iowa, he was selected as the National Association's Minor League Announcer of the Year. Cotroneo joined the Astros organization the following season and was the radio voice of the Tucson Toros for two seasons (1989-90) before landing his first Major League job with the Astros in 1991.

A 1983 graduate of the University of Central Florida, Cotroneo and his wife, Veronica, have three children, Dominic, Olivia and Sophia.



## RAY FOSSE

### Radio and Television Analyst

Ray Fosse, former two-time Major League All-Star catcher and Emmy Award-winning broadcaster, celebrates his 35th consecutive season on radio and his 32nd season in the television booth as the A's game analyst.

Fosse, a 12-year major league veteran, played for the Cleveland Indians, Oakland A's, Seattle Mariners and Milwaukee Brewers, compiling a .256 batting average with 61 home runs. A native of Marion, Ill., Fosse attended Southern Illinois University, and was Cleveland's No. 1 draft pick in 1965. He made his Major League debut with the Indians in 1967 and spent the next six seasons in Cleveland. Fosse enjoyed his most productive season in 1970 when he batted .307 with a career-high 18 home runs and 61 RBI. He was named the American League All-Star catcher, received the Rawlings Gold Glove as the best defensive catcher in the American League, and was voted Co-Man of the Year with Sam McDowell that season.

In 1971, Fosse was named starting catcher for the American League All-Star team and received his second Rawlings Gold Glove. He was traded to the Oakland A's in 1973, and played for the 1973 and 1974 World Champions in Oakland.

In 2002, Fosse was voted one of the 100 greatest players in Cleveland Indians history. He was named to the Oakland A's 50th Anniversary Team in 2018 and was inducted into the St. Louis Hall of Fame on February 11, 2019.

Ray and his wife, Carol, were married April 4, 1970, and celebrate their 50th anniversary in 2020. Ray and Carol reside in California and Arizona. They have two married daughters, four grandchildren and support several museums, universities, libraries and charitable organizations.



## GLEN KUIPER

### Television Play-by-Play

Glen Kuiper begins his 17th season in the A's television booth as the club's lead play-by-play voice.

Kuiper has covered the Bay Area baseball scene for NBC Sports California since 1992, serving as pre-game host and fill-in play-by-play announcer for both A's and Giants telecasts. He has also worked on Comcast SportsNet's Golden State Warriors and San Jose Sharks telecasts, along with numerous collegiate assignments. He has also handled sideline reporting duties for select National Football League games on Fox. Kuiper has won 13 Northern California Emmy Awards for his coverage of Bay Area sports teams.

Glen is the youngest brother in a talented broadcasting family. His oldest brother, Duane, is a longtime member of the San Francisco Giants announcing team while older brother, Jeff, produces the Giants NBC Sports Bay Area telecasts.

Kuiper graduated from San Francisco State University with a bachelor's degree in broadcasting. He also attended the University of New Orleans and spent three years in the minor leagues. A native of Racine, Wis., Kuiper resides in Danville, Calif. with his wife, Amanda and two children, Jack and Annette.



## DALLAS BRADEN

### Television Analyst

Dallas Braden enters his third season as an A's television color commentator and field analyst after spending 2017 as a pre- and postgame host for NBC Sports California.

Braden was Oakland's 24th round pick in 2004 and made his Major League debut with the A's in 2007. In his five-year playing career—all with Oakland—he compiled a 26-36 record to go along with a 4.16 career ERA. The highlight of Braden's playing career came on May 9, 2010 when he threw the 19th perfect game in MLB history against the Tampa Bay Rays on Mother's Day.



After retiring in 2014, Braden joined ESPN as a studio and color analyst. He left ESPN in 2017 to join NBC Sports California.

A native of Stockton, Calif., Braden resides in Simi Valley, Calif. with his wife, Meg, and their daughter, Kinslee.

## CHRIS TOWNSEND

### Host and Senior Broadcast Producer

Chris Townsend enters his second season as Host and Senior Broadcast Producer for A's Cast. In this role, he is responsible for creating and delivering multimedia A's content across multiple platforms.

Townsend also hosts A's Cast Live, the A's pre and post-game shows and is an in-studio host during the broadcasts. Fans will continue to be able to engage with him during the games from inside the broadcast center at The Treehouse.

Townsend has worked in numerous capacities covering the A's, from prior roles in both TV and radio. He joins the A's after working for a number of local sports companies, including 95.7 The Game, KNBR 680, and CSN Sports Bay Area. Chris has lived in the Bay Area for more than 25 years after attending San Jose State and playing baseball for the Spartans.

His grandfather Bob Elliott was the first 3rd baseman in baseball history to win the MVP in 1947. Elliott was a seven time all-star during his 15 year career. He also was the manager of the Kansas City Athletics in 1960.



## AMAURY PI-GONZÁLEZ

### Radio Play-by-Play (Spanish)

Amaury Pi-González, a pioneer in establishing Spanish baseball radio play-by-play in the Bay Area, serves as the "Voice of the A's" for Spanish broadcasts. This will be his 27th season doing A's broadcasts, having filled that role from 1978-93, 2009-10 and again the past eight seasons.

Well-known and respected in both English and Spanish media circles, Pi-González enters his 43rd season in Major League Baseball in 2020. He began his career in 1977 with the Athletics and has also broadcast for the San Francisco Giants, Seattle Mariners and Los Angeles Angels. He was the Spanish play-by-play on Television for the Los Angeles Angels on Fox Deportes LA from 2010-2017. Amaury also produces and hosts "Béisbol en la Bahía" for KIQI 1010 AM.

During his tenure, Pi-González has called the 1986 World Series for CBS Hispanic Network, the 1988, 1989 and 1990 Series for the A's, and the 2002 Series for the Giants. The Fremont, Calif., resident previously served five years as sports anchor for Telemundo TV48 in San Jose and was the Spanish voice for the NBA's Golden State Warriors (1992-98) and Los Angeles Clippers. In addition, he was the English voice for the Caribbean World Series for Fox Sports International in 2001 and 2002. Most recently, he called the 2018 and 2019 American League Wild Card Game for A's radio and provided color commentary for a San Jose Sharks game via their Spanish Radio/TV Sap audio formats in both 2018 and 2019. He also covers the Sharks for SportsRadioService.com.

Born in Cuba, Amaury was inducted into the Cuban Sports Hall of Fame in 2004 and into the Hispanic Heritage Baseball Museum in 2004. He was inducted into the Bay Area Radio Hall of Fame in 2009 and is a cofounder and vice president of the Hispanic Heritage Baseball Museum and Hall of Fame. He was named to the New York City Advisory Board of the American Sportscasters Association in 2016. Pi-Gonzalez also called the victory parades for the Giants in 2010, 2012 and 2014, for the Warriors in 2015, and Sharks games in the Stanley Cup Finals in 2016 for Telemundo.



## A'S CAST

A's Cast is a free 24/7 streaming station on the TuneIn Radio platform that allows Oakland A's fans, and baseball fans alike, to experience exclusive live and recorded content throughout each day. A's Cast includes all live game broadcasts and over 10 unique titles that are transmitted on the TuneIn channel. Each episode is also available on-demand for users outside of Northern California on Athletics.com/Podcasts.

## MANOLO HERNÁNDEZ-DOUEN

### Radio Analyst and Play-by-Play (Spanish)

Manolo Hernández-Douen is in his 12th season as the Athletics analyst and play-by-play announcer for Spanish broadcasts. He has over 48 years of experience in journalism and has covered a variety of sports during that span.

A graduate of Universidad Católica Andrés Bello in his native Caracas, Hernández-Douen has covered the Olympic and Pan American Games, world championship boxing matches and winter league baseball, including the Caribbean Series. He was Venezuela's Sportswriter of the Year in 1979 and for five seasons was the basketball radio analyst for the Caracas Liga Especial de Balocesto team.

Since moving to California in 1982, he has covered the NBA and Major League Baseball for several of the highest circulation Spanish newspapers in the United States including La Opinión in Los Angeles.

Most recently, he was the Sports Editor for El Nuevo Herald in Miami from 2000 to 2007, covered feature stories for *lasmayores.com* (MLB in Spanish) from 2008-2017, he's *beisbolporgotas.com's* Editor/Writer and is in charge of his own Sports Radio Program, *AcciónXGotas*, at KIQI 1010AM.

A proud father of two, Franklin and Cristina, and Kayla's, Khloe's and Liliana's grandfather, Manolo resides in San Leandro.



## JOSE LUIS ORELLANA

### Radio Analyst (Spanish)

Jose Luis Orellana is in his ninth season serving as the Athletics Spanish radio engineer and broadcaster. He has more than 36 years of experience in radio covering multiple sports.

A graduate of the University of El Salvador, Orellana began his career in 1980 covering first division soccer in his native El Salvador. During his career, he was a correspondent for "Punto Deportivo" and has covered events including the 1986 World Cup in Mexico, 1994 World Cup in the United States and the 1998 World Cup in France, as well as the 2002 Central America Student Games in El Salvador.

Orellana has two children, Jose and Carlos Alberto, and resides in Antioch.



## ATHLETICS BROADCAST HISTORY

1938 WIBG: By Saam  
1939 WIBG: By Saam  
1940 WIBG: By Saam, Claude Haring  
1941 WIBG: By Saam, Claude Haring  
1942 WIBG: By Saam, Claude Haring  
1943 WIBG: By Saam, Claude Haring  
1944 WIBG: By Saam, Claude Haring  
1945 WIBG: By Saam, Claude Haring  
1946 WIBG: By Saam, Claude Haring  
1947 WIBG: By Saam, Claude Haring  
1948 WIBG: By Saam, Claude Haring  
1949 WIBG: By Saam, Claude Haring  
1950 WIBG: By Saam, Claude Haring  
1951 WIBG: By Saam, Claude Haring  
1952 WIBG: By Saam, Claude Haring  
1953 WIBG: By Saam, Claude Haring  
1954 WIBG: By Saam, Claude Haring  
1955 WDAF: Merle Harmon, Larry Ray  
1956 WDAF: Merle Harmon, Larry Ray  
1957 WDAF: Merle Harmon, Ed Edwards  
1958 WDAF: Merle Harmon, Ed Edwards, Bill Grigsby

1959 WDAF: Merle Harmon, Bill Grigsby  
1960 WDAF: Merle Harmon, Bill Grigsby  
1961 WDAF: Merle Harmon, Bill Grigsby  
1962 KCMO: Monte Moore, Bruce Rice  
1963 KCMO: Monte Moore, George Bryson  
1964 KCMO: Monte Moore, George Bryson  
1965 KCMO: Monte Moore, Red Rush  
1966 KCMO: Monte Moore, Lynn Faris  
1967 KCMO: Monte Moore, Lynn Faris  
1968 KNBR: Monte Moore, Al Helfer  
KBHK-TV: Monte Moore, Al Helfer  
1969 KNBR: Monte Moore, Al Helfer  
KBHK-TV: Monte Moore, Al Helfer  
1970 KNBR: Monte Moore, Harry Caray  
KBHK-TV: Monte Moore, Harry Caray  
1971 KEEN: Monte Moore, Bob Elson, Red Rush  
KBHK-TV: Monte Moore, Bob Elson

1972 KEEN: Monte Moore, Jim Woods, Jim Piersall  
KBHK-TV: Monte Moore, Jim Woods  
1973 KEEN: Monte Moore, Jim Woods  
KTVU-TV: Monte Moore, Jim Woods  
1974 KEEN: Monte Moore, Jon Miller, Bill Rigney  
KTVU-TV: Monte Moore, Jon Miller  
1975 KEEN: Monte Moore, Bob Waller  
KPIX-TV: Monte Moore, Bob Waller  
1976 KNBR: Monte Moore, Bob Waller  
KPIX-TV: Monte Moore, Wayne Walker  
1977 KNBR: Monte Moore, Bob Waller  
KPIX-TV: Monte Moore, Wayne Walker  
KBRG (Spanish): Amaury Pi-González, Julio Gonzalez

## Athletics Broadcast History, continued

|  |  |   |
|--|--|---|
| <p><b>1978</b> KNEW: Bud Foster, Jim Peterson, Curt Flood<br/>KPIX-TV: Monte Moore, Wayne Walker, Curt Flood<br/>KBRG (Spanish): Amaury Pi-González, Julio Gonzalez</p> <p><b>1979</b> KKIS: Red Rush, Hal Ramey<br/>KPIX-TV: Monte Moore, Wayne Walker<br/>KBRG (Spanish): Amaury Pi-González, Julio Gonzalez</p> <p><b>1980</b> KDIA: Red Rush, Dom Valentino, Ted Robinson<br/>KPIX-TV: Monte Moore, Wayne Walker<br/>KBRG (Spanish): Amaury Pi-González, Julio Gonzalez</p> <p><b>1981</b> KSFO: Bill King, Lon Simmons, Wayne Hagin<br/>KPIX-TV: Bill King, Wayne Walker<br/>KIQI (Spanish): Amaury Pi-González, Julio Gonzalez</p> <p><b>1982</b> KSFO: Bill King, Lon Simmons, Wayne Hagin<br/>KCRA-TV: Bill King, Lon Simmons, Harmon Killebrew<br/>KIQI (Spanish): Amaury Pi-González, Julio Gonzalez</p> <p><b>1983</b> KSFO: Bill King, Lon Simmons, Wayne Hagin<br/>KBHK-TV: Bill King, Lon Simmons, Bill Rigney<br/>KIQI (Spanish): Amaury Pi-González, Julio Gonzalez</p> <p><b>1984</b> KSFO: Bill King, Lon Simmons, Wayne Hagin<br/>KBHK-TV: Bill King, Lon Simmons, Bill Rigney<br/>KBRQ (Spanish): Amaury Pi-González, Julio Gonzalez</p> <p><b>1985</b> KSFO: Bill King, Lon Simmons, Wayne Hagin<br/>KPIX-TV: Bill King, Lon Simmons, Ted Robinson<br/>KBRG (Spanish): Amaury Pi-González, Julio Gonzalez</p> <p><b>1986</b> KSFO: Bill King, Lon Simmons, Ray Fosse<br/>KPIX-TV: Bill King, Lon Simmons, Ted Robinson<br/>KBRG (Spanish): Amaury Pi-González, Julio Gonzalez</p> <p><b>1987</b> KSFO: Bill King, Lon Simmons, Ray Fosse<br/>KPIX-TV: Bill King, Lon Simmons, Ted Robinson<br/>KBRG (Spanish): Amaury Pi-González, Erwin Higueros</p> <p><b>1988</b> KSFO: Bill King, Lon Simmons, Ray Fosse<br/>KPIX-TV: Monte Moore, John Shrader, Ray Fosse<br/>KNTA (Spanish): Amaury Pi-González, Erwin Higueros, Evelio Mendoza</p> | <p><b>1989</b> KSFO: Bill King, Lon Simmons, Ray Fosse<br/>KPIX-TV, KICU-TV: Monte Moore, John Shrader, Ray Fosse<br/>KNTA (Spanish): Amaury Pi-González, Erwin Higueros, Evelio Mendoza</p> <p><b>1990</b> KSFO: Bill King, Lon Simmons, Ray Fosse<br/>KPIX-TV, KICU-TV, SportsChannel: Monte Moore, Ray Fosse<br/>KNTA (Spanish): Amaury Pi-González, Erwin Higueros, Evelio Mendoza</p> <p><b>1991</b> KSFO: Bill King, Lon Simmons, Ray Fosse<br/>KPIX-TV, KICU-TV, SportsChannel: Monte Moore, Ray Fosse, Greg Papa, Reggie Jackson, Bill Rigney<br/>KNTA (Spanish): Amaury Pi-González, Erwin Higueros, Evelio Mendoza</p> <p><b>1992</b> KSFO: Bill King, Lon Simmons, Ray Fosse<br/>KPIX-TV, KICU-TV, SportsChannel: Monte Moore, Ray Fosse, Greg Papa, Reggie Jackson, Bill Rigney<br/>KNTA (Spanish): Amaury Pi-González, Erwin Higueros, Evelio Mendoza</p> <p><b>1993</b> KNEW: Bill King, Lon Simmons, Ray Fosse<br/>KRON-TV, SportsChannel: Greg Papa, Dick Stockton, Ray Fosse<br/>KNTA (Spanish): Amaury Pi-González, Erwin Higueros, Evelio Mendoza</p> <p><b>1994</b> KFRC: Bill King, Lon Simmons, Ray Fosse<br/>KRON-TV, SportsChannel: Greg Papa, Dick Stockton, Ray Fosse<br/>KNTA (Spanish): Amaury Pi-González, Erwin Higueros, Evelio Mendoza<br/>KSTS-TV (Spanish): Erwin Higueros, Amaury Pi-González</p> <p><b>1995</b> KFRC: Bill King, Lon Simmons, Ray Fosse<br/>KRON-TV, SportsChannel: Greg Papa, Dick Stockton, Ray Fosse<br/>KNTA (Spanish): Erwin Higueros, Carlos Cesar Rivera</p> <p><b>1996</b> KFRC: Bill King, Ken Korach, Ray Fosse<br/>KRON-TV, Sports Channel: Greg Papa, Ken Wilson, Ray Fosse<br/>KNTA (Spanish): Tito Fuentes, Carlos Cesar Rivera<br/>KSTS-TV (Spanish): Erwin Higueros, Ramon Diaz</p> <p><b>1997</b> KFRC: Bill King, Ken Korach, Ray Fosse<br/>KRON-TV, SportsChannel: Greg Papa, Ken Wilson, Ray Fosse</p> | <p>KNTA (Spanish): Tito Fuentes, Carlos Cesar Rivera<br/>KSTS-TV (Spanish): Erwin Higueros, Ramon Diaz</p> <p><b>1998</b> KFRC: Bill King, Ken Korach, Ray Fosse<br/>KRON-TV, Fox Sports Bay Area: Greg Papa, Ken Wilson, Ray Fosse</p> <p><b>1999</b> KABL: Bill King, Ken Korach, Ray Fosse<br/>KICU-TV, Fox Sports Bay Area: Greg Papa, Ray Fosse</p> <p><b>2000</b> KABL: Bill King, Ken Korach, Ray Fosse<br/>KICU-TV, Fox Sports Bay Area: Greg Papa, Ray Fosse</p> <p><b>2001</b> KABL: Bill King, Ken Korach, Ray Fosse<br/>KICU-TV, Fox Sports Bay Area: Greg Papa, Ray Fosse</p> <p><b>2002</b> KFRC: Bill King, Ken Korach, Ray Fosse<br/>KICU-TV, Fox Sports Bay Area: Greg Papa, Ray Fosse</p> <p><b>2003</b> KFRC: Bill King, Ken Korach, Ray Fosse<br/>KICU-TV, Fox Sports Bay Area: Greg Papa, Ray Fosse<br/>KKSF (Spanish): Julio Gonzalez, Fernando Areas</p> <p><b>2004</b> KFRC: Bill King, Ken Korach, Ray Fosse<br/>KICU-TV, Fox Sports Bay Area: Hank Greenwald, Ray Fosse, Glen Kuiper, Tim Roye<br/>KKSF (Spanish): Julio Gonzalez, Fernando Areas</p> <p><b>2005</b> KFRC: Bill King, Ken Korach, Ray Fosse<br/>KICU-TV, Fox Sports Bay Area: Hank Greenwald, Ray Fosse, Glen Kuiper, Tim Roye<br/>KKSF (Spanish): Fernando Areas, Jose Castro</p> <p><b>2006</b> KYCY: Ken Korach, Vince Cotroneo, Ray Fosse<br/>KICU-TV, Fox Sports Bay Area: Glen Kuiper, Ray Fosse, Tim Roye<br/>KFRC/KYCY: Ken Korach, Vince Cotroneo, Ray Fosse</p> <p><b>2007</b> KFRC/KYCY: Ken Korach, Vince Cotroneo, Ray Fosse<br/>KICU-TV, Fox Sports Bay Area: Glen Kuiper, Ray Fosse</p> <p><b>2008</b> KFRC/KYCY: Ken Korach, Vince Cotroneo, Ray Fosse<br/>KICU-TV, Comcast SportsNet Bay Area: Glen Kuiper, Ray Fosse</p> <p><b>2009</b> KTRB: Ken Korach, Vince Cotroneo, Ray Fosse<br/>Comcast SportsNet California: Glen Kuiper, Ray Fosse<br/>KDIA (Spanish): Amaury Pi-González, Manolo Hernández-Douen</p> <p><b>2010</b> KTRB: Ken Korach, Vince Cotroneo, Ray Fosse<br/>Comcast SportsNet California: Glen Kuiper, Ray Fosse</p> |
|--|--|---|

- KDIA (Spanish): Amaury  
Pi-González, Manolo Hernández-Douen
- 2011** 95.7 FM THE GAME: Ken Korach, Vince Cotroneo  
Comcast SportsNet California:  
Glen Kuiper, Ray Fosse
- 2012** 95.7 FM THE GAME: Ken Korach, Vince Cotroneo, Ray Fosse  
Comcast SportsNet California:  
Glen Kuiper, Ray Fosse, Scott Hatteberg  
KIQI (Spanish): Amaury  
Pi-González, Manolo Hernández-Douen
- 2013** 95.7 FM THE GAME: Ken Korach, Vince Cotroneo, Ray Fosse  
Comcast SportsNet California:  
Glen Kuiper, Ray Fosse, Scott Hatteberg  
KIQI (Spanish): Amaury  
Pi-González, Manolo Hernández-Douen
- 2014** 95.7 FM THE GAME: Ken Korach, Vince Cotroneo, Ray Fosse  
Comcast SportsNet California:  
Glen Kuiper, Ray Fosse, Shooty Babitt  
KIQI (Spanish): Amaury  
Pi-González, Manolo Hernández-Douen
- 2015** 95.7 FM THE GAME: Ken Korach, Vince Cotroneo, Ray Fosse  
Comcast SportsNet California:  
Glen Kuiper, Ray Fosse, Eric Chavez  
KIQI (Spanish): Amaury  
Pi-González, Manolo Hernández-Douen
- 2016** 95.7 FM THE GAME: Ken Korach, Vince Cotroneo, Ray Fosse  
Comcast SportsNet California:  
Glen Kuiper, Ray Fosse, Mark Mulder  
KIQI (Spanish): Amaury  
Pi-González, Manolo Hernández-Douen
- 2017** 95.7 FM THE GAME: Ken Korach, Vince Cotroneo, Ray Fosse  
NBC Sports California:  
Glen Kuiper, Ray Fosse, Mark Mulder  
KIQI (Spanish): Amaury  
Pi-González, Manolo Hernández-Douen
- 2018** 95.7 FM THE GAME: Ken Korach, Vince Cotroneo, Ray Fosse  
NBC Sports California:  
Glen Kuiper, Ray Fosse, Dallas Braden  
KIQI (Spanish): Amaury  
Pi-González, Manolo Hernández-Douen, Luis Orellana
- 2019** KTRB/KHTK/A's Cast: Ken Korach, Vince Cotroneo, Ray Fosse  
NBC Sports California:  
Glen Kuiper, Ray Fosse, Dallas Braden  
KIQI (Spanish): Amaury  
Pi-González, Manolo Hernández-Douen, Luis Orellana

## SPRING TRAINING SCHEDULE

| Day   | Date     | Opponent                                  | Site                  | Time               |
|-------|----------|---|-----------------------|--------------------|
| Sat.  | Feb. 22  | at Chicago (NL)                           | Mesa                  | 1:05 pm            |
| Sun.  | Feb. 23  | San Francisco (ss)<br>at Arizona (ss)     | Mesa<br>Salt River    | 1:05 pm<br>1:10 pm |
| Mon.  | Feb. 24  | Milwaukee                                 | Mesa                  | 1:05 pm            |
| Tues. | Feb. 25  | at San Diego                              | Peoria                | 1:10 pm            |
| Wed.  | Feb. 26  | Arizona                                   | Mesa                  | 1:05 pm            |
| Thur. | Feb. 27  | Colorado                                  | Mesa                  | 1:05 pm            |
| Fri.  | Feb. 28  | at Cincinnati                             | Goodyear              | 1:05 pm            |
| Sat.  | Feb. 29  | Cleveland (ss)<br>vs. Cleveland (ss)      | Mesa<br>Las Vegas     | 1:05 pm<br>1:05 pm |
| Sun.  | March 1  | at Kansas City (ss)<br>vs. Cleveland (ss) | Surprise<br>Las Vegas | 1:05 pm<br>1:05 pm |
| Mon.  | March 2  | Chicago (NL)                              | Mesa                  | 7:05 pm            |
| Tues. | March 3  | at Chicago (AL)                           | Glendale              | 1:05 pm            |
| Wed.  | March 4  | OFF DAY                                   |                       |                    |
| Thur. | March 5  | Los Angeles (NL)                          | Mesa                  | 1:05 pm            |
| Fri.  | March 6  | Cincinnati (ss)<br>at Cleveland (ss)      | Mesa<br>Goodyear      | 1:05 pm<br>1:05 pm |
| Sat.  | March 7  | at Seattle                                | Peoria                | 1:10 pm            |
| Sun.  | March 8  | Milwaukee                                 | Mesa                  | 1:05 pm            |
| Mon.  | March 9  | at Texas                                  | Surprise              | 6:05 pm            |
| Tues. | March 10 | Kansas City                               | Mesa                  | 1:05 pm            |
| Wed.  | March 11 | at Los Angeles (AL)                       | Tempe                 | 1:10 pm            |
| Thur. | March 12 | at Los Angeles (NL)                       | Glendale              | 1:05 pm            |
| Fri.  | March 13 | Texas                                     | Mesa                  | 7:05 pm            |
| Sat.  | March 14 | Seattle (ss)<br>at Milwaukee (ss)         | Mesa<br>Maryvale      | 1:05 pm<br>1:05 pm |
| Sun.  | March 15 | San Diego                                 | Mesa                  | 1:05 pm            |
| Mon.  | March 16 | OFF DAY                                   |                       |                    |
| Tues. | March 17 | Los Angeles (AL)                          | Mesa                  | 1:05 pm            |
| Wed.  | March 18 | at Colorado                               | Salt River            | 6:40 pm            |
| Thur. | March 19 | at San Francisco                          | Scottsdale            | 7:05 pm            |
| Fri.  | March 20 | Chicago (AL)                              | Mesa                  | 1:05 pm            |
| Sat.  | March 21 | Chicago (NL)                              | Mesa                  | 12:05 pm           |
| Sun.  | March 22 | OFF DAY                                   |                       |                    |
| Mon.  | March 23 | San Francisco                             | Oakland               | 7:05 pm            |
| Tues. | March 24 | at San Francisco                          | San Francisco         | 6:45 pm            |

All times are local (ss) denotes split squad



## SPRING TRAINING INFORMATION

**REPORTING DATES:** Pitchers and catchers have their first workout Wednesday, Feb. 12. The first full squad workout is Monday, Feb. 17.

**MEDIA INFORMATION:** For daily credentials, apply online at [credentials.mlb.com](http://credentials.mlb.com). A media lunch is served before all home games at a cost of \$8.00.

**HEADQUARTERS HOTEL:** Doubletree Guest Suites, 320 North 44th Street, Phoenix, Arizona, 85008. (602) 225-0500.

**MINOR LEAGUE HEADQUARTERS:** Lew Wolff Training Complex, 160 East Athletics Way, Mesa, Arizona, 85201. (480) 387-5800.

**STADIUM:** Hohokam Stadium (Capacity: 10,000), 1235 N. Center Street, Mesa, Arizona, 85201. (480) 907-5488. Press Box: (480) 907-5253.

## PAST SPRING TRAINING RECORDS

| YEAR | SITE           | RECORD  | HOME       |       | YEAR | SITE        | RECORD  | HOME       |       |
|------|----------------|---------|------------|-------|------|-------------|---------|------------|-------|
|      |                |         | ATTENDANCE | DATES |      |             |         | ATTENDANCE | DATES |
| 1968 | Bradenton, FL  | 15-12   | —          | —     | 1995 | Phoenix, AZ | 15-11-1 | 41,893     | 15    |
| 1969 | Mesa, AZ       | 10-14   | 12,003     | 13    |      |             | 6-4-2   | 16,617     | 6     |
| 1970 | Mesa, AZ       | 15-13   | 17,614     | 14    | 1996 | Phoenix, AZ | 16-16-1 | 86,543     | 15    |
| 1971 | Mesa, AZ       | 12-15   | 14,889     | 16    | 1997 | Phoenix, AZ | 17-15-1 | 103,298    | 18    |
| 1972 | Mesa, AZ       | 9-11    | 17,295     | 13    | 1998 | Phoenix, AZ | 18-13   | 93,261     | 17    |
| 1973 | Mesa, AZ       | 14-10   | 21,206     | 14    | 1999 | Phoenix, AZ | 16-17   | 92,110     | 16    |
| 1974 | Mesa, AZ       | 8-16    | 26,732     | 12    | 2000 | Phoenix, AZ | 20-11-1 | 77,781     | 14    |
| 1975 | Mesa, AZ       | 7-11    | 36,732     | 10    | 2001 | Phoenix, AZ | 22-10   | 110,876    | 15    |
| 1976 | Mesa, AZ       | 4-10    | 21,373     | 9     | 2002 | Phoenix, AZ | 17-15-1 | 118,268    | 17    |
| 1977 | Mesa, AZ       | 12-15   | 24,446     | 16    | 2003 | Phoenix, AZ | 16-13-2 | 81,537     | 14    |
| 1978 | Mesa, AZ       | 9-15    | 28,695     | 12    | 2004 | Phoenix, AZ | 19-14-1 | 123,535    | 16    |
| 1979 | Scottsdale, AZ | 12-10   | 13,295     | 9     | 2005 | Phoenix, AZ | 15-18   | 129,434    | 17    |
| 1980 | Scottsdale, AZ | 13-7    | 19,098     | 10    | 2006 | Phoenix, AZ | 15-17   | 113,077    | 16    |
| 1981 | Scottsdale, AZ | 17-10   | 37,899     | 13    | 2007 | Phoenix, AZ | 17-12-2 | 113,033    | 15    |
| 1982 | Phoenix, AZ    | 8-14    | 42,043     | 10    | 2008 | Phoenix, AZ | 18-8    | 88,617     | 13    |
| 1983 | Phoenix, AZ    | 14-11   | 28,621     | 9     | 2009 | Phoenix, AZ | 17-18-2 | 105,147    | 18    |
| 1984 | Phoenix, AZ    | 12-14   | 33,352     | 12    | 2010 | Phoenix, AZ | 12-17-3 | 105,507    | 16    |
| 1985 | Phoenix, AZ    | 13-13-1 | 49,718     | 13    | 2011 | Phoenix, AZ | 12-21-1 | 98,349     | 17    |
| 1986 | Phoenix, AZ    | 17-12   | 68,292     | 15    | 2012 | Phoenix, AZ | 15-7-2  | 72,617     | 11    |
| 1987 | Phoenix, AZ    | 14-15   | 88,994     | 14    | 2013 | Phoenix, AZ | 17-13-3 | 88,202     | 16    |
| 1988 | Phoenix, AZ    | 14-16   | 129,120    | 15    | 2014 | Phoenix, AZ | 15-13-5 | 78,011     | 15    |
| 1989 | Phoenix, AZ    | 19-13   | 152,416    | 16    | 2015 | Mesa, AZ    | 22-11-2 | 110,059    | 15    |
| 1990 | Phoenix, AZ    | 6-10    | 81,490     | 9     | 2016 | Mesa, AZ    | 12-17-3 | 100,614    | 15    |
| 1991 | Phoenix, AZ    | 13-16-1 | 156,345    | 16    | 2017 | Mesa, AZ    | 16-18   | 99,008     | 16    |
| 1992 | Phoenix, AZ    | 15-13   | 131,460    | 14    | 2018 | Mesa, AZ    | 14-16-2 | 104,693    | 17    |
| 1993 | Phoenix, AZ    | 15-18-1 | 174,911    | 19    | 2019 | Mesa, AZ    | 14-8    | 68,991     | 11    |
| 1994 | Phoenix, AZ    | 19-11   | 126,160    | 15    |      |             |         |            |       |

### ATHLETICS VIRTUAL PRESS BOX

The Oakland A's Virtual Press Box includes game notes, statistics, news links, lineups, minor league reports, press releases, rosters, post game notes and more. The site also features information from the visiting team for all home games.

The A's virtual press box also includes an expanded version of the Oakland A's Media Guide. The digital version of the A's Media Guide includes expanded statistics and postseason history. During the season, the guide will be updated with bios for any players acquired following the publication of the print version of the guide.

You can visit the A's Virtual Press Box at <http://pressbox.athletics.com> or by scanning the QR code on the right.





---

## OAKLAND A'S IN THE COMMUNITY

---

As Oakland's team, the Athletics are committed to the health, vitality and happiness of our community. The Club enriches Oakland and the East Bay through sport and civic service.

### SUPPORTING YOUTH EDUCATION

The A's education initiatives focus on literacy and STEM education by incorporating the game of baseball into classroom learning. The A's plan to engage more than 40,000 students in 2020 through their youth educational programming.

- **Home Run Readers** – Home Run Readers, presented by Ross Dress for Less, is a literacy program designed to help young students develop a lifelong love for reading by offering them monthly incentives when their classroom hits its reading goals.
- **Science of Baseball** – Science of Baseball, presented by Chevron, offers students throughout the Bay Area the opportunity to attend STEM Education Day at the Coliseum where students learn about the science behind America's favorite pastime through on-field demonstrations and a science fair before the game.
- **Math Hits** – Math Hits, presented by PwC, is a board game and eight-session curriculum designed to engage students by combining baseball and math. The game allows participating students to get in the game by drafting a team and competing in "baseball" games on the game board, while also developing fundamental math and social-emotional skills.

### YOUTH BASEBALL AND SOFTBALL

The A's are committed to growing youth baseball and softball participation in Oakland and the East Bay through the Future A's program.

- **Future A's** – Future A's, presented by Kaiser Permanente, provides complimentary jerseys and hats to local youth baseball and softball leagues. Future A's teams receive additional benefits and support, including development clinics, coaches development workshops, tickets to A's games, on-field events and opportunities and more. The A's will distribute 22,000 jerseys and hats to 1,467 youth teams from 66 leagues throughout the Bay Area in 2020.
- **A's Play Ball** – The A's Play Ball Tour, presented by Bank of America, is an opportunity for communities to enjoy pick-up style games, skill stations and visits from A's mascot Stomper on select Saturdays throughout the regular season. A's Play Ball supports Major League Baseball's collective initiative to encourage young people and communities to engage in baseball and softball activities.
- **Oakland RBI** – In partnership with Gilead Sciences, the A's support the Boys & Girls Clubs of Oakland's RBI Program. RBI, Reviving Baseball in Inner Cities, increases the participation and interest in baseball and softball among underserved youth by lowering the barrier of entry with free equipment and uniforms.

### VOLUNTEERISM

The A's Volunteer Team, presented by Delta Dental and supported by Ross Dress for Less, strives to build a community that focuses on giving back. Through the A's Volunteer Team, fans have the opportunity to volunteer alongside A's players and front office staff, earning rewards based on the number of hours they spend volunteering.

In 2019, the A's launched Beyond the Bases, a volunteer program for the Club's front office staff. The mission of this program is to create community engagement opportunities for A's employees that are meaningful, purposeful and help those in need. The vision of Beyond the Bases is to support organizations that enhance and serve the communities in which we live and work. The A's are committed to volunteering 9,000 hours in the community in 2020.

## COMMUNITY TICKET PROGRAM

Through a partnership with the Commissioner's Community Initiative and MLB Players Give Back Program, the A's are proud to provide tickets to charitable organizations throughout the Bay Area. The A's Community Ticket Program works to ensure that every organization that may not be able to afford it otherwise has a chance to experience a game as a group. Organizations can request tickets and additional support from the A's by visiting [athletics.com/donations](http://athletics.com/donations). In 2019, the A's donated more than 147,000 tickets.



# COMMUNITY IMPACT | 2019

|   |   |   |
|---|---|---|
| <b>FOUR EDUCATION DAYS AT THE BALLPARK</b><br><br><b>38,446 STUDENTS PARTICIPATING IN EDUCATION PROGRAMS</b> | <b>IN KIND DONATIONS - 1,245 ORGANIZATIONS SUPPORTED</b>  |  <b>19 AWARENESS/HERITAGE NIGHTS AT THE BALLPARK</b> |
|  <b>14,467 UNIFORMS AND HATS DISTRIBUTED TO 51 LEAGUES</b>   | <b>8,808 HOURS VOLUNTEERED</b>           | <b>3,432 YOUTHS ENGAGED IN YOUTH BASEBALL AND SOFTBALL EVENTS</b>   |
| <b>WEEK OF GIVING: 575 VOLUNTEER HOURS</b><br><b>1,150 INDIVIDUALS IMPACTED</b>   | <b>72,732 COMMUNITY TICKETS DONATED</b>  | <b>\$2,670,503 TOTAL DONATED</b>  |

### MEDIA GUIDE CREDITS

The 2020 Oakland Athletics Media Guide is a production of the Oakland Athletics Communications Department, Oakland Coliseum, 7000 Coliseum Way, Oakland, CA 94621. The guide was edited by Mike Selleck with assistance from Fernando Alcalá, Mark Ling and Olivia Hummer.

The 2020 Oakland Athletics Media Guide was printed by Dumont Printing, 1333 G Street, Fresno, CA 93706. Special thanks to Jill Skinner and Lori Sakoda. The cover was designed by Dumont Printing.

Photography by Michael Zagaris, Oakland A's; Ron Riesterer, Oakland Tribune; Doug McWilliams; National Baseball Hall of Fame and Oakland A's archives.

Statistical assistance from Major League Baseball's Information System, Elias Sports Bureau, Stats Inc., Bill Arnold of The Sports Features Group, Retrosheet and Baseball Reference.

Additional and updated information, statistics or photos are available to accredited news sources by contacting the A's Communications Department or by logging onto the team's virtual pressbox—[pressbox.athletics.com](http://pressbox.athletics.com).