



LOUISVILLE SLUGGER  
SILVER SLUGGER  
AWARD  
PRESENTED TO  
J.T. REALMUTO - C  
Philadelphia Phillies  
Member Of The  
National League Offensive Team  
- 2019  
OFFICIAL PLAYERS OF  
THE PHILLIES  
OFFICIAL BALLS OF  
THE PHILLIES  
OFFICIAL BATTERS OF  
THE PHILLIES

2019 NATIONAL LEAGUE  
GOLD GLOVE AWARD  
J.T. REALMUTO  
PHILADELPHIA PHILLIES

Phillies

# 2020 MEDIA GUIDE

**J.T. REALMUTO**  
2019 GOLD GLOVE AND SILVER SLUGGER AWARD WINNER

## IN MEMORIAM

*David S. Montgomery*  
1946 - 2019

David Montgomery worked for the Philadelphia Phillies for 49 years and in that time distinguished himself as one of the preeminent executives in Major League Baseball. A natural leader, David was beloved by everyone around him, most notably his coworkers. Among his many lasting legacies, he spearheaded the construction of Citizens Bank Park and presided over the Phillies' rise to prominence in the National League that included five division titles, two NL pennants and the 2008 World Series championship.



# Phillies

The 2020 Philadelphia Phillies Media Guide was published in March 2020. Newspapers, websites, magazines, radio and television stations needing additional information should contact the Phillies Communications Department at: Citizens Bank Park, One Citizens Bank Way, Philadelphia, PA 19148; (215) 463-6000.

### CREDITS

Executive Editor: Bonnie Clark

Editor: Christine Negley

Associate Editors: Greg Casterioto, Chris Ware, Kenny Ayres, Jim Hogan

Cover Design: Melissa Maani

Director, Graphic Production: Tina Urban

Photography: Miles Kennedy, Mitchell Leff, Heddy Bergsman, Chanda Jones, Geneva Heffernan, Phil Flynn, Steven J. Nesius,

Tom Briglia, Rusty Kennedy, Rosemary Rahn, Al Tielemans, Robert Vigon/Florida Marlins, MLB Photos, Getty Images

Statistics provided by MLB Baseball Information System, Elias Sports Bureau and STATS, Inc.

Special thanks to Larry Shenk, Jay McLaughlin and Skip Clayton

Copyright © 2020 The Phillies

# TABLE OF CONTENTS

## PERSONNEL

Baseball Personnel	15-25
Club Ambassadors	32
Clubhouse Personnel	26
Executives	7-13
Front Office Personnel	4-6
Medical Personnel	27-31
Ownership	7
Special Advisors	14

## 2020 PHILLIES

2020 40-Man Roster & Non-Roster Invitees	52-55
Coaching Staff	37-51
Manager Joe Girardi	34-36
Player Biographies	56-208

## 2019 REVIEW

Day By Day	222-223
Detailed Fielding	219
Detailed Hitting	217
Final Statistics	212-213
Highs & Lows	224
Major League Standings	211
Miscellaneous Club Statistics	217
Pinch Hitting	216
Runners in Scoring Position	216
Spring Training Statistics	214-215
Starters by Batting Order	213
Starters by Fielding Position	212
Team Hitting	218
Team Notes	210
Team Pitching	218
Transactions	220-221
Wild Card Standings	211

## HISTORY

All-Time Coaches Roster	235
All-Time Win/Loss Records	266
All-Time Roster	228-234
Attendance Records	265
Best Season Records	267
Best/Worst Homestands & Road Trips	268
Best/Worst Monthly Records	270
Club Streaks	272
Draft Selections	264
Important Dates	238
Interleague Play	266
Last Time It Happened	240
Long Games	271
Managers	235
Miscellaneous Club Records	272
Opening Day	239
Phillies All-Time Postseason Leaders	263
Phillies Team History	226-227
Postseason History	250-262
Regulars by Position	242-245
Retired Numbers	246-249
Season Starts	267
Service Time	241
Sweep Information	269
Tie Games	238
Trades	240
Uniform Numbers	238
Year-By-Year Finish	236-237

## AWARDS

All-Star Games in Philadelphia	274-275
All-Star Selections	274
All-Vet Team	278
Award Winners	276-277
BBWAA Awards	282
Bill Giles and Larry Rojas Awards	279
Centennial Team	278
Dallas Green Award	280
Gold Glove Award Winners	278
John Vukovich Award	280
Miscellaneous All-Star Information	275
National Baseball Hall of Famers	282

## AWARDS (cont.)

Paul Owens Award	279
Richie Ashburn & David Montgomery Award	280
Roberto Clemente Award	278
Silver Slugger Award Winners	277
Wall of Fame	281

## HITTING

Big Innings	311
Career Batting Top 10	284
Double Figures	286
First Major League Hit a Home Run	290
Grand Slams	293
Hitting Streaks	316
Home Runs	287-288
Home Runs – Game	289-290
Home Runs – Season	291-292
Individual Batting Records	312-313
Inside-the-Park Home Runs	294
Phillies Batting Champions	286
Phillies Hitting for the Cycle	286
Pinch Hitting	296-298
Pinch-Hitting Records	315
Runs Batted In	295
Runs, Hits – Game	310
Season Batting Top 10	285
Season Leaders	299-301
Season Leaders by Position	301
Stolen Bases	308-309
Team Batting Records	314-315
Walk-Off Home Runs	294
Yearly Batting Leaders	302-307

## PITCHING

Career Pitching Top 10	318
Individual Pitching Records	330-331
Miscellaneous Pitching Records	321-322
No-Hitters/One-Hitters	320
Non-Pitchers Who Pitched	323
Scoreless Streaks	325
Season Leaders	324-325
Season Pitching Top 10	319
Shutouts	321
Team Pitching Records	332
Winning & Losing Streaks	323
Yearly Pitching Leaders	326-329

## DEFENSE

All-Time Fielding Team	334
Career Games By Position	338
Club Fielding Records	337
Fielding Records By Position	337
League Leaders – Defense	334
Outfield Assists	336
Triple Plays	335

## SCOUTING & PLAYER DEVELOPMENT

2019 Minor League Notes	356
2019 Minor League Review	357-366
Minor League Affiliates	355
Minor League Players	367-428
Minor League Staff	343-354
Scouting Staff	340-342

## GENERAL INFORMATION

2020 Media Information	438-439
Citizens Bank Park Directory	442
Citizens Bank Park Facts	444-448
Citizens Bank Park Ground Rules	449
Citizens Bank Park Seating Diagram	443
Phillie Phanatic	448
Phillies Broadcasters	432-436
Phillies in the Community	440-441
Phillies Television & Radio Networks	437
Public Address Announcer	436
Qualifying Marks	450
Rain Rules	450
Rules of Interest	449
Spring Training Information	451-452



## NATIONAL BASEBALL HALL OF FAME AND MUSEUM

25 Main Street, Cooperstown, New York 13326

Phone: (607) 547-7200

Public Relations: (607) 547-0215

E-mail address: [info@baseballhall.org](mailto:info@baseballhall.org)

Website: [baseballhall.org](http://baseballhall.org)

Summer Hours: Memorial Day Weekend - Labor Day Weekend: 9 a.m. to 9 p.m.

Regular Hours: 9 a.m. to 5 p.m.

Holiday Closings: Thanksgiving Day, Christmas Day, and New Year's Day.

**DIRECTORY:** Jane Forbes Clark (Chairman), Joe Morgan (Vice Chairman), Tim Mead (President), Jeff Jones (Senior Vice President of Finance and Administration), Sean Gahagan (Vice President, Retail Merchandising & Licensing), Erik Strohl (Vice President, Exhibitions and Collections), Ken Meifert (Vice President, Sponsorship & Development)

**RESEARCH AND LIBRARY CONTACTS:** Jim Gates (Librarian)

**PR CONTACTS:** Jon Shestakofsky (Vice President, Communications & Education) and Craig Muder (Communications Director)

### HALL OF FAME WEEKEND 2020: July 24-27

**Class of 2020:** Derek Jeter, Marvin Miller, Ted Simmons and Larry Walker

**Awards Presentation:** Sat. July 25, 4:30 p.m. ET **Induction:** Sun. July 26, 1:30 p.m. ET, Clark Sports Center

### PHILLIES IN THE HALL OF FAME

A total of 39 players, managers and executives in the Hall of Fame, including 2019 electee Roy Halladay, spent some of their professional careers with the Philadelphia Phillies. Eleven of those 39 spent the majority of their careers in a Phillies uniform, including Grover Cleveland Alexander, Richie Ashburn, Dave Bancroft, Steve Carlton, Ed Delahanty, Billy Hamilton, Chuck Klein, Robin Roberts, Mike Schmidt, Sam Thompson and Harry Wright. For a complete list of Phillies in the Hall of Fame, visit the "Hall of Famers" team pages at [www.baseballhall.org](http://www.baseballhall.org).

### NOTABLE PHILLIES ARTIFACTS IN COOPERSTOWN

- Jersey worn by All-Star pitcher Aaron Nola on Sept. 29, 2018.
- Game-used ball and a cap worn by Cole Hamels on July 25, 2015 when he threw a no-hitter in his final start for the Phillies.
- Cap worn by Cole Hamels, a game-used baseball and manager Ryne Sandberg's lineup card from when four pitchers combined to throw a no-hitter on Sept. 1, 2014.
- Cap worn by Wilson Valdez on May 26, 2011 during his 19th-inning relief win after playing the first 18 innings at second base, becoming the first player to start a game and earn the win since Babe Ruth in 1921.
- Game ball and a jersey worn by Roy Halladay during his NLDS no-hitter on Oct. 6, 2010.
- Cap worn by Roy Halladay when he threw the 20th perfect game in major league history on May 29, 2010 against the Marlins and a game ball.
- Cap worn by Game 1 starter Cliff Lee during the 2009 World Series.
- Bat used by Chase Utley in the 2009 World Series when he tied Hall of Famer Reggie Jackson's mark for home runs in a single World Series.
- Jersey worn by 2008 World Series MVP Cole Hamels during the deciding Game 5.
- Bat used by Ryan Howard to hit two home runs during Game 4 of the 2008 World Series.
- Helmet used by Carlos Ruiz from his home run and his game-winning hit in Game 3 of the 2008 World Series.
- Spikes worn by Jimmy Rollins on the final day of the 2007 season, in which he became the fourth player in MLB history to hit 20 doubles, triples and home runs with 20 steals.
- Jersey worn by Jim Thome when he hit his 400<sup>th</sup> career home run on June 14, 2004.
- Phillies Phanatic costume donated in 2002 to mark the 25<sup>th</sup> anniversary of the mascot.
- Cap worn by Curt Schilling to record his 319<sup>th</sup> strikeout in 1997, a post-1900 NL mark for righties.
- Cap, jersey and pants worn by Mike Schmidt to hit his 500<sup>th</sup> home run on April 18, 1987.
- Ball thrown by Steve Carlton to record career strikeout No. 3,521 on June 7, 1983.



**Jersey worn by All-Star pitcher Aaron Nola on Sept. 29, 2018.**

### A LOOK AHEAD TO 2021

Ballots for the 2021 Hall of Fame/BBWAA election will be distributed following the 2020 season with results from the voting scheduled to be announced in January 2021. A partial list of first-year candidates for election includes Mark Buehrle, Tim Hudson, Torii Hunter and Aramis Ramirez. Historical information on past BBWAA elections and the election process can be accessed at [www.baseballhall.org](http://www.baseballhall.org) or by contacting the Hall of Fame Communications department.


### CONNECT TO COOPERSTOWN

- For up-to-the-minute news from Cooperstown, visit at [www.baseballhall.org](http://www.baseballhall.org). Stay up-to-date on all the activity at the Hall of Fame's official site and through social networking on Facebook, Instagram, Twitter and YouTube.
- If you would like to receive interesting stories and timely news items direct from the Hall of Fame and get the inside track on the latest happenings in Cooperstown, sign up for *Inside Pitch*. There's no cost to receive our weekly electronic newsletter in your e-mail box at home or work and it's easy to enroll: Just log on to [www.baseballhall.org/media/museum-facts](http://www.baseballhall.org/media/museum-facts).
- If you have an interest in receiving *Around The Horn*, the Hall's monthly media newsletter, please send an e-mail to [info@baseballhall.org](mailto:info@baseballhall.org). Be sure to include your name, name of organization and e-mail address. Or visit [www.baseballhall.org/media-info](http://www.baseballhall.org/media-info).

### RESEARCH ASSISTANCE

The Hall of Fame is pleased to provide assistance in baseball research and members of the media are encouraged to utilize this valuable baseball resource whenever necessary by calling the Public Relations department at (607) 547-0215, or the Library Reference desk at (607) 547-0330.

**PERSONNEL**



# FRONT OFFICE PERSONNEL

## EXECUTIVE MANAGEMENT

Managing Partner	John Middleton
President	Andy MacPhail
Executive Vice President	David Buck
Chairman Emeritus	Bill Giles
Senior Vice President & Chief Financial Officer	John Nickolas
Senior Vice President & General Counsel	Rick Strouse
Senior Vice President, Ticket Operations & Projects	John Weber
Manager, Executive Office	Adele MacDonald
Manager, Ownership	Christa Linzey
Coordinator, Executive Office	Amy Harris
Special Advisor	Mike Schmidt
Special Advisor	Jimmy Rollins

## Legal and Human Resources

Senior Vice President & General Counsel	Rick Strouse
Associate General Counsel	Leslie Safran
Director, Human Resources & Benefits	JoAnn Marano
Director, Human Resources	Marie Hanley
Executive Legal Assistant	Renita Martin
Human Resources Generalist	Jon Madden
Coordinator, Human Resources	Adina Lowry

## Administration

Vice President, Administration	Kathy Killian
Administration Assistant	Lynn Samuels
Coordinator, Employee Dining Services	Donna Walton
Coordinator,	

Employee Dining Services	Mary Ellen DeGardner
Employee Dining Services	Sharon von Fischer
Chef, Employee Dining Services	Roland Milton

## Technology Services

Vice President, Chief Technology Officer	Sean Walker
Director, Information Technology	Bob Tonnon
Director, Technology Systems Architect	Kevin Donohue
Director, Technology Services	Matt Bryan
Manager, Technology Services	Kevin Stephens
Manager, Technology Operations	Adam Hawthorne
Technical Project Manager	Tricia Rubino
Help Desk Technician	Jake Adams

## BASEBALL OPERATIONS

Vice President & General Manager	Matt Klentak
Assistant General Manager	Bryan Minniti
Assistant General Manager	Scott Proefrock
Assistant General Manager	Ned Rice
Senior Advisor	Pat Gillick
Senior Advisor to the General Manager	Larry Bowa
Senior Advisor to the General Manager	Charlie Manuel
Special Assistant to the General Manager	Bart Braun
Special Assistant to the General Manager	Pete Mackanin
Special Assistant to the General Manager	Jorge Velandia
Special Assistant,	

Scouting/Player Development	Johnny Almaraz
Director, Strategic Initiatives	Andy Galdi
Manager, Player Procurement	Chris Cashman
Manager, Baseball Operations	Corinne Landrey
Assistant, Baseball Operations	Trey Baur
Mental Skills Coach	Geoff Miller
Manager, Advance Scouting	Mike Calitri
Coordinator, Advance Scouting	Shaun Rubin
Coordinator, Advance Scouting	Josh Studnitzer
Coordinator, Team Travel	Jameson Hall
Spanish Language Interpreter	Diego Eteddgui

## Scouting

Director, Amateur Scouting	Brian Barber
Director, Amateur Scouting Administration	Rob Holiday
Assistant Director, Amateur Scouting	Greg Schilz
Director, International Scouting	Sal Agostinelli
Coordinator, International Scouting	Derrick Chung
Director, Professional Scouting	Mike Ondo

## Player Development

Director, Player Development	Josh Bonifay
Director, Minor League Operations	Lee McDaniel
Special Assistant to Player Development	Steve Noworyta
Assistant Director,	

Minor League Operations/Florida	Joe Cynar
Assistant Director, International Operations	Ray Robles
Manager, Language Education and	

Cultural Assimilation	Kiah Villaman
Coordinator, Player Development	Dana Parks
Minor League Player Information Coordinator	Ben Werthan
Player Information Assistant	Cesar Ramos
Minor League Athletic Training Coordinator	Mike Hefta
Minor League Strength &	

Conditioning Coordinator	Furey Leva
Physical Therapist	Alex Plum

Minor League Nutrition Coordinator	Ellen Rice
Mental Skills Coach	Frances Cardenas
Mental Skills Coach	Hannah Huesman

Assistant Video Coordinator	Connor Carroll
Assistant Video Coordinator	Dustin Sleet
Minor League Administrator	Edwin Soto

Facilities Operations Assistant,	
Carpenter Complex	Josh Glazman
Minor League	

Equipment Assistant, Clearwater	Vincent Pezzino
Head Groundskeeper, Carpenter Complex	Ray Sayre
Assistant Head Groundskeeper,	

Carpenter Complex	Isaac McClain
Assistant Head Groundskeeper,	
Carpenter Complex	Jason Smith

## Research & Development

Senior Quantitative Analyst	Alex Nakahara
Principal Engineer	Zo Obradovic
Lead Quantitative Analyst,	

Player Evaluation	Patrick McFarlane
Lead Quantitative Analyst, Amateur Scouting	Lewis Pollis
Lead Software Engineer,	

Application Development	Spencer Bard
Lead Software Engineer, Infrastructure	Natan Weinberger
Quantitative Analyst	Hannah Gaudet

Quantitative Analyst	Kiri Oler
Quantitative Analyst	Ryan Plunkett
Software Engineer	Jonathan Chemburkar

Software Engineer	Alec Kushner
Software Engineer	Chris Schlitt
Software Engineer	Marcus Wyche

## Integrative Baseball Performance

Director, Integrative Baseball Performance	Sam Fuld
Lead Quantitative Analyst,	

Integrative Baseball Performance	Michael Czahor
Coordinator, Integrative Baseball Performance	Josh Lipman
Assistant, Integrative Baseball Performance	Frankie Scimeca

## Medical Services

Director, Medical Services	Dr. Michael Ciccotti
Head Team Physician	Dr. Steven Cohen
Team Physician	Dr. Jeremy Close
Team Physician	Dr. Marc Harwood

Head Athletic Trainer	Paul Buchheit
Assistant Athletic Trainer	Shawn Fcasni
Assistant Athletic Trainer	Aaron Hoback
Major League Strength & Conditioning Coach	Paul Fournier

Assistant Major League Strength &	
Conditioning Coach	Dong Lien
Major League Physical Therapist	Joe Rauch

Employee Assistance Professional	Dickie Noles
Team Chef	Keith Rudolf
Major League Dietician	Alexa Scully

# FRONT OFFICE PERSONNEL

## Clubhouse Operations

Manager, Clubhouse Services ..... Phil Sheridan  
 Manager, Equipment & Umpire Services ..... Dan O'Rourke  
 Manager, Visiting Clubhouse ..... Kevin Steinhour  
 Home Clubhouse Assistant ..... Sean Bowers  
 Director, Video Coaching Services ..... Kevin Camiscio  
 Coordinator, Video Coaching ..... Marc Sigismondo

## Latin American Academics

Administrator, Venezuela ..... Pablo Arroyo  
 Manager, Dominican Republic Operations ..... Elvis Fernandez  
 Assistant Manager, DR Operations ..... Keyla Oviedo  
 DR Trackman Operator ..... Sintia Baez  
 ESL Education Assistant ..... Enfrin Benitez  
 Video Coaching Representative ..... Yrellvis Castillo  
 Video Scouting ..... Jean Montalvo  
 Facilities Operations Assistant ..... José Morales  
 Maintenance Assistant ..... Primitivo Obispo  
 Clubhouse Manager ..... Kevin Paulino  
 Clubhouse Assistant ..... Joel Ortega  
 Driver/Clubhouse Assistant ..... José García  
 Receptionist ..... Roanny Santana

## BUSINESS AFFAIRS

Vice President, Business Affairs ..... Howard Smith  
 Manager, Concession Development ..... Bruce Leith  
 Manager, Retail Marketing ..... Kristin Zeller  
 Coordinator, Retail Merchandising ..... John Hollinger

## Ballpark Enterprises

Director, Ballpark Enterprises &  
 Business Development ..... Joe Giles  
 Manager, Special Events ..... Leila Graham-Willis  
 Special Events Representative ..... Carly Histing  
 Special Events Representative ..... Allison Baughman

## Ballpark Operations

Director, Operations/Facility ..... Mike DiMuzio  
 Manager, Ballpark Operations ..... Frank Bowens  
 Ballpark Operations Assistant ..... Patty McKee  
 Ballpark Operations Assistant ..... Tony McClean  
 Ballpark Operations Assistant ..... James Rodriguez  
 Ballpark Operations Assistant ..... Steve Simmons

## Landscaping Operations

Manager, Landscaping ..... Michael Talley  
 Landscaper/Horticulturist ..... Max Hunt  
 Landscaper ..... Mike Russo  
 Landscaper ..... Hector Vicente  
 Landscaper ..... Angela Curley  
 Landscaper ..... Monay Ramsey

## Event Operations

Director, Operations/Events ..... Eric Tobin  
 Manager, Event Operations/Staffing ..... Andy Mosiondz  
 Event Operations Assistant ..... Sean Hoff

## Field Operations

Director, Field Operations ..... Mike Boekholder  
 Manager, Field Operations ..... Jeremy Wilt  
 Manager, Field Operations ..... Barry Rees  
 Manager, Field Operations ..... David Yearout  
 Groundskeeper ..... Jeff Wright  
 Groundskeeper ..... Nicholas Kovacs

## Security Operations

Director, Operations/Security ..... Salvatore DeAngelis  
 Manager, Operations/Security ..... Ed Speer  
 Supervisor, Operations/Security ..... Kelly Davis  
 Receptionist, Executive Offices ..... Kelly Addario DiGiacomo  
 Ballpark Operations Assistant ..... Jody Boon  
 Ballpark Operations Assistant ..... Walt Garvin  
 Ballpark Operations Assistant ..... Val Miller  
 Supervisor, Ballpark Security ..... David Balseiro  
 Supervisor, Ballpark Security ..... Glenn Cooper  
 Supervisor, Ballpark Security ..... Bill Plumley  
 Supervisor, Ballpark Security ..... Laura Romond

Ballpark Security Officer ..... Charles Anderson  
 Ballpark Security Officer ..... Sherry Balentine  
 Ballpark Security Officer ..... Ed Bamberger  
 Ballpark Security Officer ..... Frank Dickerman  
 Ballpark Security Officer ..... Robert Hale  
 Ballpark Security Officer ..... Matt Jefferson  
 Ballpark Security Officer ..... Sean Jones  
 Ballpark Security Officer ..... Vimal Koruth  
 Ballpark Security Officer ..... Kevin Lauer  
 Ballpark Security Officer ..... Jay Molvie  
 Ballpark Security Officer ..... Joe Ryan  
 Ballpark Security Officer ..... Jonathon Sample  
 Ballpark Security Officer ..... Robert Santos  
 Ballpark Security Officer ..... Tom Taggart  
 Ballpark Security Officer ..... Brody Toliver  
 Ballpark Security Officer ..... Greg Wisnewski

## COMMUNICATIONS

Vice President, Communications ..... Bonnie Clark  
 Director, Public Affairs ..... Scott Palmer  
 Director, Graphic Production ..... Tina Urban  
 Director, Publications ..... Christine Negley  
 Director, Player Relations & Phillies Charities ..... Sophie Riegel  
 Manager, Graphic Design ..... Melissa Maani  
 Manager, Business Communications ..... Deb Rinaldi  
 Coordinator, Communications ..... Ryan Zolecki  
 Communications Representative ..... Lauren Testa  
 Communications Representative ..... Brittani Shields

## Baseball Communications

Director, Communications ..... Greg Casterioto  
 Manager, Baseball Communications ..... Chris Ware  
 Baseball Communications Assistant ..... Kenny Ayres  
 Baseball Communications Assistant ..... Jim Hogan

## BUSINESS ANALYTICS, FINANCE AND FLORIDA OPERATIONS

Senior Vice President & Chief Financial Officer ... John Nickolas

### Business Analytics

Director, Business Analytics ..... Josh Barbieri  
 Manager, Business Analytics ..... Blake Summerfield  
 CRM Administrator ..... Jay McLaughlin  
 Data Engineer ..... Joe Demetri  
 Software Engineer ..... Akshar Amin

### Finance

Director, Finance ..... John Fetsick  
 Director, Finance ..... Shannon Snellman

### Accounting

Manager, Accounting ..... Richard Cucinotta  
 Manager, Financial Reporting & Analysis ..... Lisa Joshua  
 Manager, Accounts Payable/Cost Management ... Joann Milorey  
 Coordinator, Accounts Payable ..... Edwin Esquerdo  
 Accountant ..... Kim Curtin  
 Accountant ..... Bobby Della Polla  
 Accountant ..... Mark Pyne

### Payroll

Director, Payroll ..... Bryan Humphreys  
 Manager, Payroll ..... Denise Caines  
 Manager, Payroll and Executive Assistant ..... Iris Kellum  
 Accountant ..... Michael Costanzo  
 Payroll & HR Representative ..... J.P. Dunne

### Florida Operations

Director, Florida Operations ..... John Timberlake  
 General Manager, Clearwater Threshers ..... Jason Adams  
 General Manager, Spectrum Field ..... Doug Kemp  
 Senior Manager, Corporate Partnerships ..... Dan McDonough  
 Assistant General Manager,  
 Clearwater Threshers ..... Dan Madden  
 Field Supervisor ..... Opie Cheek  
 Manager, Business Operations ..... Dianne Gonzalez

# FRONT OFFICE PERSONNEL

## Florida Operations (continued)

Manager, Food and Beverage	Justin Gunsaulus
Manager, Clubhouse Operations	Mark Meschede
Manager, Ticket Operations	Pat Prevelige
Manager, Promotions and Game Entertainment	Dominic Repper
Manager, Community Engagement & Media	Rob Stretch
Manager, Merchandise	Robin Warner
Manager, Ballpark Operations	Jay Warren
Senior Sales Associate	Bobby Mitchell
Corporate Sales Associate	Cory Sipe
Coordinator, Facilities and Operations	Sean McCarthy
Assistant Manager, Merchandise	Shan Isett
Office Manager	DeDe Angelillis

## MARKETING

### Events, Promotions, Outreach

Vice President, Marketing Programs & Events	Kurt Funk
---	-----------

Director, Marketing Events & Special Projects	James Trout
Director, Entertainment	Teresa Harris
Manager, Marketing Services & Events	Sarah Hartsell
Coordinator, Entertainment	Alexis Sullivan
Marketing and Events Representative	Anthony Figazzotto

### Promotions

Director, Promotions	Scott Brandreth
Manager, Promotional Operations	Eric Pesce
Coordinator, Promotional Operations	Michael Roche
Promotional Operations Representative	Dominic Moyer

### Phanatic

Phillie Phanatic, Entertainment Representative	Tom Burgoyne
Manager, Phanatic Events	Andrea Guest
Phanatic Representative	Matt Mehler
Phanatic Representative	Troy Sattin

### Community Initiatives

Director, Community Initiatives	Mary Ann Moyer
Manager, Community Engagement	Kenny Johnson
Manager, Community Initiatives	Jacqueline Sapiro
Community Initiatives Representative	Kaitlyn French

### Community and Charity Events

Director, Community and Charity Events	Michele DeVicaris
Manager, Community Outreach	Kelly Yurgin
Community and Charity Events Representative	TJ Farrell
Community and Charity Events Representative	Gabby DeLeo

### Youth Baseball

Director, Youth Baseball Development	Jon Joaquin
Youth Baseball Development Representative	Monica Clark
Youth Baseball Development Representative	Justin Chasmar

### Outreach Ambassadors

Club Ambassador	Dick Allen
Club Ambassador	Gary Matthews
Club Ambassador	Mickey Morandini

### Broadcasting & Video Services

Director, Broadcasting & Video Services	Mark DiNardo
Director, Video Production	Dan Stephenson
Director, Video Engineering	Martin Otremsky
Manager, Broadcasting	Rob Brooks
Manager, Electronic Display Systems	David Akers
Manager, Video Production	Sean Rainey
Video Producer	Emily Rutzen
Coordinator, Video Graphics	Arianna Krizek
Video Content Specialist	Mike Licisyn
Coordinator, Video Services Tech Support	Valerie Bendas
Broadcast Engineer	Rich Rivera
Video Services Representative	David Cattai

## MARKETING & NEW MEDIA

Vice President, Marketing & New Media	Michael Harris
Director, Relationship Marketing	John Brazer
Manager, Brand Marketing	Carolyn Saveri
Coordinator, Digital Media & Content	Meaghan Tullis
Coordinator, Social Media	Tim Stoeckle
Coordinator, Interactive Media	Missy Perez
Advertising Specialist	Alissa Steele
Digital Designer	Lindsay Smith

## PARTNERSHIP SALES & CORPORATE MARKETING

Vice President, Partnership Sales & Corporate Marketing	Jacqueline Cuddeback
Manager, Client Services & Alumni Relations	Debbie Nocito
Coordinator, Ad Sales & Business Operations	Justina Campana

### Advertising Sales

Director, Partnership Sales & Corporate Marketing	Rob MacPherson
Director, Advertising Sales	Brian Mahoney
Director, Corporate Sales	Scott Nickle
Manager, Advertising Sales	Tom Sullivan
Manager, Partnership Sales	Jocelyn Good

### Client Solutions

Manager, Client Solutions	Bianca Robinson
Client Solutions Representative	Mark Manera
Client Solutions Representative	Ryan Dorrycott

## SALES, TICKETS AND PROJECTS

Senior Vice President, Ticket Operations & Projects	John Weber
Director, Ticket Technology & Development	Christopher Pohl
Director, Sales	Derek Schuster
Director, Suite Sales and Business Ventures	Kevin Beale
Director, Group Sales	Vanessa Mapson
Director, Ticket Services & Intern Program	Phil Feather
Director, Season Ticket Services	Mike Holdren
Director, Premium Sales & Services	Matt Kessler
Director, Ticket Operations	Ken Duffy
Manager, Suite Sales & Services	Tom Mashek
Manager, Ticket Vault Services	Lori Loughlin
Manager, Box Office Operations	Sharon Nelson
Manager, Group Sales	Robb Kazenski
Manager, Ticket Services	Ryan Simon
Manager, Ticket Operations & Services	Andrew Heston
Coordinator, Group Suites	Joanne Hudson
Coordinator, Group Sales	Tony Burns
Coordinator, Tours & Group Sales	Stephanie Nieland
Coordinator, Ticket Account Processing	Andrea Hobbs
Coordinator, Group Sales	Colleen Noce
Coordinator, Suite Sales & Services	Jen Leone
Coordinator, Season & Group Sales	Shawn Blubaugh
Ticket Operations Representative	Jalen Green
Season & Group Sales Representative	Catherine Brown
Season & Group Sales Representative	Kerrie Kortmann
Season & Group Sales Representative	Matthew Morella
Season & Group Sales Representative	Valerie Nava
Season & Group Sales Representative	Jenna Steinbrink
Project Manager, Ballpark Renovations	Andrew Roach



## EXECUTIVES


**JOHN MIDDLETON**  
**Managing Partner**

John S. Middleton has served as a limited partner of the Phillies ownership group since 1994. His family owns a 48 percent stake in the franchise through Double Play, one of their family-owned corporations. Middleton was designated the team's control person and managing partner in November 2016. In those roles, he is responsible for the overall operation of the club and its compliance with the rules of baseball.

Middleton's primary focus for the organization – shared with the Buck family – is to return the franchise to its recent dominant past and to preserve the club's reputation as a world-class organization both on and off the field.

Middleton's philanthropic efforts primarily center on ending chronic homelessness in Philadelphia through Project HOME. He has also promoted career and technical education in the City of Philadelphia with the School District of Philadelphia, Drexel University, Philadelphia Youth Network and Philadelphia Academies.

In 2013, John and his wife Leigh received the prestigious Philadelphia Award for their philanthropic efforts in supporting education, eradicating homelessness and establishing workforce development projects.

As one of the Philadelphia region's most prominent leaders, Middleton has been named to *Philadelphia Business Journals* "Power List" each of the last four years (2016-19).

Born in Havertown, Pa., Middleton graduated magna cum laude from Amherst College in 1977 with a bachelor's degree in economics and from Harvard Business School in 1979 with a master's degree in business administration. He currently serves as a member of Amherst's board of trustees.


**OWNERSHIP**

The Phillies is a limited partnership formed in 1981. Tri-Play and Double Play are equal partners while Pat Gillick and the Montgomery family own the remaining interests. No partner owns a majority of the team.

## EXECUTIVES

### ANDY MACPHAIL

#### President



A member of one of baseball's most honored and respected families, Andy MacPhail was hired by the Phillies as team president on June 29, 2015, following a three-year sabbatical from the game. After a three-month observation process, he officially assumed the position on October 14, 2015.

Through his first two years as club president, MacPhail hired Matt Klentak as general manager and promoted David Buck to the position of executive vice president following the retirement of Michael Stiles during the 2017 season. He also initiated aesthetic and technological upgrades to both Citizens Bank Park and Spectrum Field, the Phillies' spring training home in Clearwater, Fla., while overseeing significant expansions of both baseball and business operations capabilities.

Philadelphia is the second organization that MacPhail has overseen as club president. He was president and CEO of the Chicago Cubs for 12 years, from September 1994 through the 2006 season. MacPhail's tenure with the Cubs also included a two-year stint as general manager, from July 2000 to July 2002. Chicago made it to the postseason twice during his time with the team, including 2003, when the club won its first postseason series since 1908. Prior to MacPhail's arrival, the Cubs had reached the postseason only twice in the previous 50 seasons. The Cubs had never drawn more than 2.65 million fans per year before MacPhail arrived, but drew over 3.0 million fans in each of his final three seasons with the club.

On June 20, 2007, MacPhail was named president of baseball operations for the Baltimore Orioles, a position he held through the 2011 season. In his role, he oversaw all aspects of major league, minor league and scouting operations for the ballclub, including trades for five eventual All-Stars and the signing and development of three more All-Stars, who served as the core of the 2014 American League East Division champions. MacPhail had assisted Major League Baseball with a variety of projects for several months before he joined the Orioles organization.

Prior to joining the Cubs, he served as executive vice president and general manager of the Minnesota Twins for nine seasons. In MacPhail's nine seasons as the Twins' GM, Minnesota won two World Series championships, in 1987 and 1991. When he was named the GM in 1985, at age 32, he was the youngest person to ever hold that position in the majors. He was honored by *The Sporting News* as its 1991 Major League Executive of the Year and also earned United Press International's American League Executive of the Year award after building a team that went from last place to World Champions in one season. In 2017, the Twins announced MacPhail as an inductee to the club's Hall of Fame.

MacPhail began his professional career in 1976 as business manager for the Cubs' Bradenton affiliate in the rookie-level Gulf Coast League. The following year he moved to Chicago as an assistant in the Cubs' park operations department. He joined the player development department a year later and eventually became assistant director of player development and scouting before leaving the Cubs in 1982 to become assistant general manager of the Houston Astros. He joined the Minnesota organization in August 1985 as vice president of player personnel and was promoted to executive vice president/general manager in November 1986.

His father, Lee MacPhail, was general manager of the Orioles from 1958 through 1965. Lee spent 45 years as a baseball executive and was elected to the National Baseball Hall of Fame in 1998. As GM of the Orioles, he oversaw the team's rise from second division to contender in the early 1960s. He was also general manager of the New York Yankees, spent 10 seasons as the American League president and served as president of baseball's Player Relations Committee. Andy's grandfather, Larry MacPhail, was also elected to the Hall of Fame, in 1978. During his executive career, Larry helped pioneer night baseball as owner of the Cincinnati Reds in 1935, won a National League championship as owner of the Brooklyn Dodgers in 1941 and won the World Series as owner of the New York Yankees in 1947.

Andy became the third member of the family to win *The Sporting News* Executive of the Year Award when he was honored in 1991; Larry earned the honors in 1939 and Lee was named in 1966. This past January, Andy received the Allan H. "Bud" Selig Executive Leadership Award at the Professional Baseball Scouts Foundation's 17th annual *In the Spirit of the Game* awards dinner.

MacPhail also served on MLB's negotiating committees during the 2002 and 2006 seasons, helping to work out new collective bargaining agreements with the MLB Players Association. Those were the first two agreements reached without a work stoppage in more than 30 years of labor negotiations between MLB and the players' union.

Born in Bronxville, N.Y., MacPhail is a 1976 graduate of Dickinson College. He and his wife Lark have two sons, William and Andrew, who are the fourth generation of MacPhails to work in Major League Baseball.

### TEAM PRESIDENTS IN PHILLIES HISTORY

Alfred Reach	1883-1902
James Potter	1903-04
William J. Shettsline	1905-08
Israel W. Durham	1909
Horace S. Fogel	1910-12
Albert D. Wiler	1912-13
William H. Locke	1913
William F. Baker	1913-30
Lewis C. Ruch	1931-32
Gerald P. Nugent	1933-42
William D. Cox	1943
Robert R.M. Carpenter, Jr.	1944-72
Ruly Carpenter	1973-81
William Y. Giles	1981-97
David P. Montgomery	1997-2014
Pat Gillick	2014-15
Andy MacPhail	2015-present



**DAVID BUCK**  
Executive Vice President

David Buck is in his 35th year with the club and his fourth as executive vice president, a position to which he was elevated on July 1, 2017. In this role, he oversees all business operations of the Phillies and supervises the general administration of the club.

Since assuming the role of executive vice president, David has spearheaded efforts to enhance the fan experience at Citizens Bank Park. In 2018, the addition of The Yard, Boardwalk Eats and a new home for Bull's BBQ provided an interactive experience and overall food enhancements that received significant accolades from the media and fans. For the 2019 season, David led the transformation of the ballpark's third base gate entrance, now called Pass and Stow. This 25,000-square-foot area of family entertainment space provides for an even greater fan experience at Citizens Bank Park. David also played an instrumental role in the creation of additional freestanding space with the construction of a new building located on Darien Street. On the site of the former Maggio building, this Ballpark Services building houses the club's Technology and Landscaping departments, as well as the Sports Complex Special Services District.

Prior to his promotion, David spent the previous 10 years as senior vice president, marketing and advertising sales, a role in which he oversaw the Phillies marketing department, encompassing advertising sales, events, outreach, broadcasting, video services, advertising, merchandising and promotions. David also served as vice president of advertising sales for eight years. He oversaw the transition from Veterans Stadium to Citizens Bank Park from a sponsorship perspective and led the team that secured the 25-year naming rights partnership with Citizens Bank. More recently, David was part of the team that secured a 25-year TV deal with Comcast in January 2014.

David was born in Abington, Pa., attended Springfield High School in Montgomery County, and graduated from Lafayette College in 1986 with a bachelor's degree in history. He stays connected to Lafayette by hosting students each offseason in an externship program.

Currently, David serves on the boards of the Police Athletic League (PAL) and the Committee of 70, a non-partisan group that has long been a champion for a better political process, better government, and engaged and informed citizens. He is a former board member of the Please Touch Museum, a children's museum located in Philadelphia, and The Schuylkill Center for Environmental Education, one of the first urban environmental education centers in the country.

David and his wife Nancy live in Broad Axe, Pa., with their three children, Andrew, Katie and Jake.





**JOHN NICKOLAS**  
**Senior Vice President, Chief Financial Officer**

John Nickolas joined the Phillies organization in July 2003 and was named senior vice president & chief financial officer on July 1, 2017. John, who spent the previous 10 years as vice president, chief financial officer, oversees all financial aspects of the club's operations as well as business analytics, Florida operations and minor league franchise business operations. In addition, he currently serves as a trustee of Major League Baseball's Non-Uniformed Personnel Pension Plan and chairs the MLB Eastern Region group.

A 1985 graduate of Archbishop Ryan High School in Northeast Philadelphia, John graduated summa cum laude with a bachelor's degree in accounting from West Chester University in 1990. He has served as a member of West Chester University's Business School Advisory Council and a trustee of the university's foundation. John has been a guest speaker for various organizations and universities in the Philadelphia area.

Prior to joining the Phillies, John served in a variety of financial and operational roles for Internet Capital Group, Inc., Safeguard Scientifics, Inc. and KPMG LLP. He is a member of the American and Pennsylvania Institutes of Certified Public Accountants.

John and his wife Pam reside in Newtown Square, Pa., with the family's two Shih Tzus, Daisey and Duke. They have two adult sons, John and Michael.



**RICK STROUSE**  
**Senior Vice President and General Counsel**

Rick Strouse joined the Phillies as vice president and general counsel on December 1, 2009, and was promoted to his current position on July 1, 2017. Rick oversees the legal department as well as the human resources department.

Before joining the club, he was a senior partner in the litigation department at the Ballard Spahr law firm and was a member of the firm's labor/employment, health care, and higher education practice groups. He began practicing law at Ballard Spahr in 1981 and represented The Phillies on numerous matters over the years.

Having grown up in York, Pa., Rick is an honors graduate from Duke University School of Law (1981) and has a summa cum laude undergraduate degree from Bucknell University (1978), where he was a double major in political science and geography. At Bucknell, he was the co-captain of the varsity wrestling team and an East Coast Conference individual champion.

Rick serves on the boards of Gemma Services (formerly Silver Springs/Martin Luther School), the Philadelphia Distance Run Foundation and Phillies Charities, Inc., where he is the vice president and secretary. He also is a former longtime member of the boards of the Pennsylvania School for the Deaf, where he was the Chair of the Governance Committee, Bucknell University Bison Club and the Bucknell University Alumni Association.

Rick and his wife Jan live in Bala Cynwyd, Pa., with their German short-haired pointer, Coco. They have two adult daughters, Maggie and Hanna.



**JOHN WEBER**  
**Senior Vice President, Ticket Operations and Projects**

John Weber has been a part of the Phillies organization since joining the sales office in 1987. Over his tenure, he has held various positions of increasing responsibility and scope, culminating with his promotion to senior vice president, ticket operations and projects, in August 2017. He spent the previous 10 years as vice president, sales and ticket operations.

Under his stewardship, the Phillies sales team achieved ticket sales of more than 3 million for seven consecutive seasons (2007-13). In 2019, John worked with several entities, including Aramark, Ewing Cole and Driscoll, on a variety of ballpark enhancements, including Pass and Stow, Goose Island Bar and the first sit-down Shake Shack restaurant inside a ballpark. He also represents the organization on ticketing and scheduling matters with Major League Baseball.

John is president of Phillies Charities, Inc. and serves on the board of directors of the Philadelphia chapter of the ALS Association. The Phillies have raised more than \$19 million during their 35-year relationship in the fight against ALS (Lou Gehrig's disease) and in 2016 they were recognized for that work with the prestigious Allan H. Selig Award for Philanthropic Excellence. John also serves on the Drexel University Sport Business Advisory Board.

Born in Philadelphia, John graduated with a BA in European history from Purdue University in 1985 and an MBA in management from Ball State University in 1987. He and his wife Susan have two sons, Matthew and John. They reside in Plymouth Meeting, Pa.



**BONNIE CLARK**  
**Vice President, Communications**

Bonnie Clark joined the Phillies in April 2008 as vice president, communications. In her role, she oversees baseball communications, player relations, publicity, crisis and issues management, business communications, creative services, publications and alumni relations.

Prior to joining the Phillies, Bonnie worked for close to nine years for multi-media retailer QVC, where she served as director of corporate affairs and vice president of public relations. In her role there, she was responsible for creating public relations and media relations strategies that increased awareness and enhanced the brand. She also spearheaded all crisis and issues management for the company.

Before QVC, Bonnie worked at Tierney in Philadelphia, where she served as associate vice president for the agency's consumer public relations division and was responsible for developing and implementing communications strategies for consumer clients. She also held various positions of increasing responsibility with Golin/Harris Communications in Philadelphia and at New York agencies M. Silver Associates and Ogilvy & Mather Public Relations, where she developed and implemented public relations campaigns for industry leaders and internationally respected consumer brands.

Bonnie graduated from Delaware Valley High School in Milford, Pa., where she was inducted into the school's Hall of Fame in 2013. She received her bachelor's degree in journalism from West Virginia University in 1986.

Bonnie is a member of Major League Baseball's Baseball Assistance Team (B.A.T.) Awareness Committee and an assembly member for the Major League Baseball Players Alumni Association.



**JACQUELINE CUDEBACK**  
**Vice President, Partnership Sales and Corporate Marketing**

Jacqueline Cuddeback joined the Phillies as vice president, partnership sales and corporate marketing on July 1, 2018, to lead the advertising sales and client services team.

A seasoned, multi-platform executive skilled at leveraging industry trends to create custom solutions for clients, Jackie spent the previous 19 years in media at Time Inc., in a number of key leadership posts, including vice president of client solutions for the food/beverage/spirits and entertainment verticals. In that role, she developed and pitched multi-million-dollar programs for clients using Time Inc.'s entire portfolio of assets. Prior to that, she was associate publisher of *People Magazine* and People.com, leading client solutions, including marketing, branded content, creative services, events and research for People's expansive revenue portfolio.

Born and raised in Philadelphia, Jackie attended Germantown Friends School and graduated in 1996 from the University of Vermont, where she played lacrosse and received a Bachelor of Arts degree.

Jackie and her husband John live in Radnor, Pa., with their three children, Jack, Whitney and Cole.



**KURT FUNK**  
**Vice President, Marketing Programs and Events**

Now in his 37th season with the organization, Kurt Funk was promoted to vice president, marketing programs and events in October 2014. In his current role, he works daily with the teams that coordinate events and promotions, Phillie Phanatic entertainment, community outreach and youth baseball development.

Kurt started with the Phillies in 1984 as an intern, assisting in sales, merchandising and public relations. He was hired full time in November 1985 as manager, merchandising and held that position for nearly five years until being named marketing coordinator in 1990.

In January 1996, Kurt was promoted to director, events to help coordinate the Phillies' efforts in hosting the 1996 All-Star Game. His title was changed to director, marketing programs and events in 2003, the team's last year at Veterans Stadium, during which he was a key contributor to the various Field of Memories events leading up to the final game at the Vet. Kurt and the events team have also spearheaded the coordination of postseason events, most notably the 2008 World Series parade.

Kurt was the recipient of the Richie Ashburn & David Montgomery Special Achievement Award in 2007, given annually to a member of the Phillies organization who has demonstrated loyalty, dedication and passion for the game.

Born in Bellefonte, Pa., Kurt attained his bachelor's degree in sport management from the University of Massachusetts, where he was a walk-on for the Minutemen basketball team. He and his wife Laurie reside in Medford, N.J., with their daughter Devon, son Brett and Labradoodle Barkley.



**MICHAEL HARRIS**  
**Vice President, Marketing & New Media**

Michael Harris was promoted to vice president, marketing & new media in August 2017. His department oversees marketing content and campaigns, advertising and media planning, social and digital media, and the implementation of various fan engagement technologies. He also assists with various political and neighborhood matters.

A member of the organization since 1995, Michael held titles of ticket office representative, development & financial specialist and director of marketing & special projects prior to his current position. He previously assisted on a wide range of matters related to the development of Citizens Bank Park, including financing efforts, securing city and state approvals, and the organization's overall transition out of Veterans Stadium. More recent areas of focus include new marketing and sales initiatives, assisting with legislative affairs and building the organization's multifaceted digital strategy.

Born and raised in Philadelphia, Michael has a BA in political science from the University of Michigan and an MBA in both marketing and finance from Drexel University. Michael is on the board of PHL Sports, a division of the Philadelphia Convention & Visitors Bureau, and is board president of the Sports Complex Special Services District, which coordinates efforts between elected officials, sports venue operators, and the surrounding community. He is a former board member of the Schuylkill Center for Environmental Education, one of the first urban environmental education centers in the country. Additionally, Michael serves as an advisor to the Red Paw Emergency Relief Team, a nonprofit organization run by Philadelphia firefighters to provide rescue and recovery for pets during residential emergencies.

Michael and his wife Joy live in Center City with their cocker spaniel, Miso.



**KATHY KILLIAN**  
**Vice President, Administration**

A member of the Phillies organization since 1985, Kathy Killian was promoted to vice president, human resources and customer services in December 2008. She moved into her current position in October 2018. As a catalyst for the preservation and development of the organization's culture, Kathy's responsibilities include assisting in the annual performance review process, compensation setting and workforce development. As a business partner for management, she continues to develop the club's diversity and inclusion initiatives and opportunities, as well as oversee employee engagement, employee recognition, employee food services, the high school associates program and other special projects.

Born in Philadelphia, Kathy graduated from Little Flower Catholic High School for Girls in 1981 and earned a bachelor's degree in management/marketing in 1985 from Spring Garden College. A standout basketball player, her No. 35 was retired by the school in 1988. She also coached the women's basketball team at Holy Family University from 1987 to 1995.

Kathy began her career with the Phillies as an intern in the sales office. A year later she was hired as a full-time sales office representative and in 1995 she was promoted to director, group sales, the position she held before her promotion to vice president. In 2006, Kathy was honored with the Richie Ashburn & David Montgomery Special Achievement Award, which is given to a member of the Phillies organization who has demonstrated loyalty, dedication and passion for the game. Kathy was inducted into the Pennsylvania Sports Hall of Fame in 2014 and was honored by the Girls Scouts of Eastern Pennsylvania with the Take the Lead Award in 2015.

Kathy serves on the board of the David Palmer Foundation. She and her partner Jen live in Northeast Philadelphia.



**HOWARD SMITH**  
**Vice President, Business Affairs**

Howard Smith joined the Phillies as vice president, business affairs in June 2017. In this role, his duties include overseeing ballpark operations and Phillies Enterprises. He also represents the Phillies on the Aramark Governing Council and provides additional management support to Executive Vice President David Buck.

Howard brings a wealth of baseball knowledge to the Phillies. Most recently, he served as Major League Baseball's senior vice president of licensing. During his 17-year career with MLB, he acquired a keen understanding of the game at both the team and league level.

Prior to joining the Commissioner's Office, Howard spent seven years with Reebok International, overseeing North American sports marketing. Previously, he spent his first seven years in sports with the Adidas company working for its PONY and Le Coq Sportif brands.

Born in Northeast Philadelphia, Howard is a graduate of the University of South Florida, where he received a bachelor's degree in political science. In addition, he received an MBA in finance from Fairleigh Dickinson University.

He and his wife Lisa reside in Center City. They have two children, a son Aaron and a daughter Emily.



**SEAN WALKER**  
**Vice President, Chief Technology Officer**

Sean Walker joined the Phillies as vice president, chief technology officer in March 2018. In his role, he oversees the club's information technology department to enhance overall business operations.

Sean brought 19 years of technology and information systems experience in highly visible sports environments, where he was responsible for strategic IT planning and project execution. In his career, he has helped define strategies to ensure high performance and cost-effective technology solutions.

Before joining the Phillies, Sean served as vice president of innovation and technology services for the Tampa Bay Lightning. Prior to that, he served as associate vice president of team, arena and event technology for the National Basketball Association (NBA). At the NBA, Sean worked with senior management to develop the technology strategy for use around the league. He also provided support for the league's premier events such as the NBA All-Star Game, NBA Finals and NBA Draft. Sean began his career with the Professional Golfers' Association of America (PGA). During his 13-year career with the PGA as director of enterprise applications, he developed and led technology initiatives for the world's largest working sports organization, including the PGA Championship and Ryder Cup.

Sean is a graduate of the University of Florida at Gainesville, where he received both Bachelor of Science and Master of Science degrees.

He and his wife Becca have three children, Ellie, Sean and Lillian. They reside in Haddonfield, N.J.

## SPECIAL ADVISORS



### MIKE SCHMIDT

#### Special Advisor

Arguably the greatest third baseman to ever play in the major leagues – and the greatest player in Phillies history – Mike Schmidt returned to the organization in 2002 as a special instructor, a role he held through the 2018 season before being named special advisor.

Following his 18-year playing career (1972-89), spent entirely with the Phillies, Mike was elected to the National Baseball Hall of Fame in 1995 with 96.5% of the votes, becoming the 26th player elected on the first ballot. He led the National League in home runs a record eight times; RBI, four times; slugging percentage, five times; and on-base percentage and total bases, three times. When he retired, Mike was ranked seventh on MLB's all-time home run list (548) and will enter the 2020 season ranked 16th, with Miguel Cabrera the closest active player (T-30th all-time with 477 homers). Mike holds the career record for a third baseman in home runs (509) and set the major league record for homers in a season by a third baseman with 48 in 1980, which stood until it was broken in 2007 by Alex Rodriguez (52).

A 12-time NL All-Star during his career, Mike won three NL MVP Awards (1980, 1981 & 1986), six Silver Slugger Awards and 10 Gold Gloves, while also being named the MVP of the 1980 World Series.

In 2014, Mike began working as a broadcaster on Phillies telecasts during home Sunday games. From 2015-18, he worked Saturdays as well. He spent the 1990 season as a Phillies broadcaster and, in 2004, managed single-A Clearwater, his first stint as a full-time manager or coach at any level, leading the club to a 55-81 record. In 2009, he served as third base coach for Team USA in the World Baseball Classic.

Mike was born in Dayton, Ohio, and currently lives in Jupiter, Fla., with his wife Donna.



### JIMMY ROLLINS

#### Special Advisor

Jimmy Rollins returned to the Phillies in 2019 as a special advisor. In his role, Jimmy does a variety of jobs on both the baseball and business sides of the organization, including – but not limited to – coaching, meeting with sponsors and suite holders, fan engagement and community outreach. He also broadcast a select number of games in 2019 for NBC Sports Philadelphia and will continue that role in 2020.

The Phillies' all-time leader in hits (2,306) and doubles (479), Jimmy was a second-round draft selection by the club in 1996. He made his major league debut in September 2000 and tripled in his first major league at-bat. Jimmy would go on to make three All-Star teams (2001-02, 2005), win four Gold Glove Awards (2007-09, 2012) and win a Silver Slugger Award (2007), all as a member of the Phillies over 15 seasons. In 2007, he reached the pinnacle of individual achievement in baseball by being voted the National League Most Valuable Player by the Baseball Writers' Association of America. That year, the switch-hitter played in all 162 games and batted .296 with 38 doubles, 20 triples, 30 home runs, 94 RBI, 41 stolen bases and 139 runs scored, leading the NL in games, at-bats (716), triples and runs.

In 2014, his final season with the club, Jimmy was the co-winner (along with Paul Konerko) of the prestigious Roberto Clemente Award. The award recognizes Major League Baseball players who best represent the game of baseball through positive contributions on and off the field, including sportsmanship and community involvement. Throughout his career in Philadelphia, Jimmy participated in numerous charitable endeavors, including "J-Roll's Readers' club" as chairman of the Philadelphia Reads program, Easter Seals, the Arthritis Foundation and "J-Roll's Aces," a program that provided Phillies tickets, T-shirts and concessions to disadvantaged students.

Following his tenure in Philadelphia, Jimmy spent one season each with the Los Angeles Dodgers and Chicago White Sox. He finished his career with a .264 batting average, 511 doubles, 115 triples, 231 home runs, 936 RBI and 470 stolen bases in 2,275 games. His .983 fielding percentage ranks third-best in major league history among shortstops (min. 1,000 games) behind Omar Vizquel (.985) and Troy Tulowitzki (.985) and he ranks sixth all-time in games played at shortstop (2,227). Jimmy ranked in the top three in the NL in fielding percentage in 11 of the 13 seasons that he qualified, including leading the league four times.

Jimmy was born in Alameda, Calif., and currently lives in Encino, Calif., with his wife Johari and their three daughters, Camryn, Logan and Brie.



## BASEBALL PERSONNEL



### **MATT KLENTAK** Vice President & General Manager

Matt Klentak was named vice president & general manager of the Phillies on October 26, 2015, at 35 years old, making him the youngest GM in club history. In his four seasons with the club, Klentak has overseen a rebuilding effort that has reshaped the organization both on the field and off.

In 2015 (the season before Klentak's arrival), the Phillies won 63 games and finished with the worst record in Major League Baseball. Since that time, the Phillies' win totals have steadily improved, finishing with an 81-81 record in 2019, the first time the team had achieved a .500 season since 2012. During this four-year stretch, the Phillies have been led on the field by a combination of players who developed in the Phillies' farm system and players who were acquired from outside the organization

via free agency or trade. Homegrown players such as Seranthony Domínguez, Adam Haseley, Rhys Hoskins, Scott Kingery and Aaron Nola have been joined by the acquisitions of Jake Arrieta, Bryce Harper, Andrew McCutchen, J.T. Realmuto, Jean Segura and others during this time to form the core of the team moving forward.

Off the field, the Phillies have augmented their scouting and player development efforts with a significant increase in personnel, new and upgraded facilities, an additional minor league affiliate, and new technologies throughout the organization. The creation of the club's research & development department in 2016 and the integrative baseball performance department in 2020 have both been completed under Klentak's watch.

On the heels of the 2019 season, during which the club spent 76 days in first place, Klentak and the Phillies had another active offseason and demonstrated their commitment to further organizational growth in 2020. Notably, the club hired World Series-winning manager Joe Girardi to lead the team in the dugout before completing the coaching staff with the additions of Bryan Price (pitching), Joe Dillon (hitting) and Juan Castro (infield). The Phillies then signed right-handed pitcher Zack Wheeler to a five-year contract in early December, before agreeing to terms with shortstop Didi Gregorius a week later at the Winter Meetings in San Diego.

Before joining the Phillies, Matt spent four years (2012-15) as assistant GM of the Los Angeles Angels under GM Jerry Dipoto. During his tenure with the Angels, the club won the American League West Division title in 2014 and averaged 87 wins per season. Prior to his time with Los Angeles, Matt worked under Andy MacPhail as director of baseball operations for the Baltimore Orioles for four years (2008-11), where he assisted in scouting, player development, contract negotiations and the construction and management of the 40-man roster. While in Baltimore, MacPhail and Klentak acquired players who would play significant roles in helping the club reach the postseason in 2012, 2014 and 2016.

Matt's resume also includes working four years (2004-07) in Major League Baseball's Labor Relations Department, where he served as a primary contact for club personnel with respect to the interpretation of the Major League Rules, the Collective Bargaining Agreement and other contractual and financial industry practices. He was a member of the MLB collective bargaining team that successfully negotiated a second consecutive CBA without a work stoppage in 2006. He also spent the 2003 season in the baseball operations department of the Colorado Rockies, where he gained experience in video, amateur and advance scouting, and authored several baseball and financial analyses throughout the season.

A native of Medfield, Mass., Matt earned an economics degree in 2002 from Dartmouth College, where he was a four-year baseball letterman, three-year starting shortstop and team captain his senior year. The Big Green won two Ivy League Red Rolfe Division championships (2000 and 2001) during his playing days. Matt and his wife, Lauren, reside in the Philadelphia area with their two children.



### GENERAL MANAGERS IN PHILLIES HISTORY

Herb Pennock	1943-48
Roy Hamey	1954-58
John Quinn	1959-72
Paul Owens	1972-83
Woody Woodward	1988
Lee Thomas	1988-97
Ed Wade	1998-2005
Pat Gillick	2006-08
Ruben Amaro Jr.	2009-15
Scott Proefrock	2015
Matt Klentak	2015-present

## BASEBALL PERSONNEL



### **BRYAN MINNITI** Assistant General Manager

Bryan Minniti joined the Phillies in November 2016 as special assistant to the general manager. He was promoted to his current position in September 2017. The 2020 season is his 20th working for a major league club.

In his current role, Bryan oversees player development along with amateur and international scouting. Before the Phillies, Bryan spent seven years as an assistant GM for both the Arizona Diamondbacks (2015-16) and Washington Nationals (2010-14). With both teams, he assisted in all facets of baseball operations, including rules compliance, transactions, budgeting, statistical analysis and contract negotiations. During his time with the Nationals, the team won two National League East Division titles.

Bryan's career in Major League Baseball began in 2001 with the Pittsburgh Pirates as an intern in the baseball operations department and he worked as an assistant within that department before joining the team full time in 2004. He was named director of baseball operations in 2007.

Bryan earned a bachelor's degree with a double major in mathematics and statistics from the University of Pittsburgh in 2002. He and his wife Amy currently reside in the Philadelphia area with their daughter Neve.



### **SCOTT PROEFROCK** Assistant General Manager

Scott Proefrock joined the Phillies on November 17, 2008, as assistant general manager, making the 2020 season his 12th with the team and his 34th in Major League Baseball.

In his role with the Phillies, Scott interprets the major league rules and basic agreement with the MLB Players Association and assists in contract negotiations, salary arbitration and rules compliance while overseeing the home and visiting clubhouse staffs.

Scott served as the Phillies' interim general manager for a six-week span from September 10 through October 25, 2015, following the club's decision to not renew the contract of former GM Ruben Amaro Jr.

Before being hired in Philadelphia, Scott worked for the Baltimore Orioles as the director of baseball administration for three years (2006-08), where – in addition to many of the same roles he has with the Phillies – he coordinated the team's baseball data system and prepared the baseball operations budget. Prior to joining the Orioles, he spent 11 seasons in a similar capacity with the Tampa Bay Rays, where he was hired as director of baseball administration on July 27, 1995, only four months after the franchise was awarded and two and a half years before the organization would field a major league team. Scott was promoted to assistant general manager of the Rays in January 1997.

Scott began his baseball career as a marketing intern with the Pittsburgh Pirates in August 1987. He was hired by the Pirates as director of marketing information systems in November 1987 and moved over to scouting and player development assistant in December 1989. A year later, he went to the Atlanta Braves and spent five years there in scouting and player development capacities, the last as assistant director for scouting and player development, before joining the Rays.

Born in Dayton, Ohio, Scott was raised in Norwood, Mass., and Rochester, N.Y. He graduated from The College of William & Mary before earning a master's degree in sports management from the University of Massachusetts. He is also a certified public accountant.

Scott and his wife K.K., a native of Wilmington, Del., live in Phoenix, Md., with their five children, Casey, Megan, John, Kate and Charlotte.



### **NED RICE** Assistant General Manager

Ned Rice was GM Matt Klentak's first official hire in the baseball operations department. He joined the Phillies on January 6, 2016, as assistant general manager.

With the Phillies, Ned helps map out strategy of roster management, oversees analytics and the medical department and assists in player contracts and negotiations, transactions, salary arbitration and rules compliance. He came to the Phillies from the Baltimore Orioles, where he was director, major league administration. Ned began his career with the Orioles as a public relations intern in 2005 before shifting into baseball operations for 2006. He started as an intern and also served as the video coordinator for road games that year. In 2007, Ned was promoted to player information analyst, a role he held through 2011 before being named assistant director, major league operations in 2012.

Ned is a 2005 graduate of The College of William & Mary. He and his wife Cary currently reside in Philadelphia with their daughter Dorian.



**PAT GILICK**  
Senior Advisor

The 2020 season is Pat Gillick's 15th year with the Phillies. In that time, he has served as the team's general manager, club president and also as a senior advisor.

Pat originally joined the Phillies as senior vice president & general manager on November 2, 2005. During his time as GM, he built the club into back-to-back National League Eastern Division champions (2007-08) and 2008 World Series champions. The championship was the third of his 27-year career as a major league general manager and the second in the history of the Phillies franchise. After fulfilling his three-year contract as GM, Pat transitioned into the role of senior advisor to the president & general manager in November 2008, a

position he held until being named interim president on August 28, 2014.

Pat spent the 2015 season as the team president, holding that position from January 28 through October 14, when Andy MacPhail officially assumed the position.

On December 6, 2010, Pat was elected to the National Baseball Hall of Fame by the Expansion Era Committee. He is one of only five individuals elected whose career has been defined nearly exclusively as a team architect, along with Ed Barrow, Branch Rickey, John Schuerholz and George Weiss. He was inducted on July 24, 2011, along with Roberto Alomar and Bert Blyleven. Since his induction, Pat was selected to sit on the Pre-Integration Era Committee in November 2015 and the Today's Game Era Committee in November 2018. Pat was also named to the advisory board for SABR (Society for American Baseball Research) in the fall of 2011. He was inducted into the Phillies Wall of Fame in 2018.

Prior to being named GM of the Phillies, Pat held the same position with the Toronto Blue Jays (1978-94), Baltimore Orioles (1996-98) and Seattle Mariners (2000-03). His career record as a GM stands at 2,276-1,993 (.533), including at least 91 wins in six of his final nine seasons. His resume includes two World Series championships (1992-93) and five American League East titles (1985, 1989, 1991-93) with Toronto, one AL East title (1997) and one wild card berth (1996) with Baltimore, one AL West title (2001) and one wild card berth (2000) with Seattle and one World Series championship (2008) and two NL East titles (2007-08) with Philadelphia.

In August 1976, Pat was named the vice president of player personnel for the expansion Toronto Blue Jays, becoming the franchise's first general manager at age 38. His title was changed to vice president of baseball operations on November 24, 1977, and then executive vice president, baseball on September 24, 1984.

Pat stepped down as Blue Jays GM after the 1994 season and served as a consultant to the team in 1995.

Following the 1995 season, Pat had a brief retirement before being hired as Baltimore's GM on November 27, 1995. In his first two seasons with Baltimore – 1996-97 – the Orioles advanced to the ALCS.

When his three-year contract with Baltimore expired after the 1998 season, Pat accepted a position as the chair of the 1999 Pan Am Games baseball team steering committee.

On October 25, 1999, he was hired by Seattle as executive vice president & general manager, baseball operations.

Pat was born in Chico, Calif. In 1954 – at age 16 – he graduated from Notre Dame High School in Sherman Oaks, Calif., where he played baseball and football. He enrolled at the University of Southern California in the fall and graduated in 1958 at the age of 20 with a bachelor's degree in business.

Pat and his wife Doris reside in Birmingham, Mich. The couple has one daughter, Kimberley.



**LARRY BOWA**  
Senior Advisor to the General Manager

Throughout 136 years of Phillies baseball, no one has spent more seasons in uniform than Larry Bowa. For 29 years – 13 as a coach, 12 as a player and four as manager – Larry proudly wore the Phillies "P" until he moved into his current role in October 2017. The 2020 season is Larry's 55th associated with Major League Baseball and his 36th with the Phillies organization. He was inducted into the Phillies Wall of Fame in 1991 and into the Philadelphia Sports Hall of Fame in 2009.

Larry signed with the Phillies as an amateur player in 1966 and spent four seasons in the club's minor league system until making his major league debut in 1970, the final season at Connie Mack Stadium. The following year, the club moved into Veterans Stadium and Larry singled for the first hit in the new park. He would go on to play 12 years (1970-81) with the team as the starting shortstop, make five All-Star teams, win two Gold Glove Awards and play on four postseason teams, including the 1980 World Series champions. He was traded to the Chicago Cubs following the 1981 season.

During the 1988 season, after a year and a half as manager of the San Diego Padres, Larry returned to the Phillies as third base coach, a position he would hold through the 1996 season.

After coaching stints with the Anaheim Angels (1997-99) and Seattle Mariners (2000), Larry was hired as Phillies manager for the 2001 season. In his first season as manager, his team won 86 games, a 21-game improvement from the previous season, and he was voted National League Manager of the Year by the BBWAA. Larry was the team's final manager at Veterans Stadium in 2003 and the first person to manage a game at Citizens Bank Park in 2004, his final season at the team's helm. He went 337-308 (.522) as Phillies manager.

Larry went on to coach for the New York Yankees (2006-07) and Los Angeles Dodgers (2008-10) before once again returning to the Phillies dugout as bench coach and infield instructor for four years (2014-17). Throughout his storied coaching career, Larry has worked with infielders such as Chase Utley, Jimmy Rollins, Alex Rodriguez, Robinson Cano, Jeff Kent, Nomar Garciaparra and Hall of Famers Mike Schmidt and Derek Jeter, among many others.

Other jobs Larry has held during his 55 years in baseball were bench coach for Team USA in the 2013 World Baseball Classic, an in-studio analyst for ESPN and MLB Network and talk show co-host for Sirius/XM Radio.

Larry and his wife Patty live in Conshohocken, Pa. He has one daughter, Tori.

## BASEBALL PERSONNEL



### **CHARLIE MANUEL** Senior Advisor to the General Manager

The all-time winningest manager in Phillies history, Charlie Manuel completed a nearly nine-year run (2005-13) in that position before moving into a different role with the organization. He was named senior advisor to the general manager in January 2014. In his role, he assists in minor league hitting instruction, scouts at the amateur and professional levels and serves as a consultant to the baseball operations staff as well as a club ambassador in the Philadelphia region. In 2019, he served as the major league hitting coach for the final seven weeks of the season. Charlie was inducted into the Phillies Wall of Fame in 2014 and the Philadelphia Sports Hall of Fame in 2016.

During his time as the club's manager, Charlie led the Phillies to their first playoff appearance in 14 years (2007), five straight division titles (2007-11), two National League pennants (2008-09) and one World Series championship (2008). He posted a record of 780-636 (.551) for the Phillies and 1,000-826 (.548) overall as a major league manager. Charlie is one of 64 managers in major league history to reach 1,000 wins. He managed two NL All-Star teams (2009-10), guiding the 2010 team to a win which snapped the NL's 13-year winless streak.

Before being named manager of the Phillies, Charlie spent his first two years (2003-04) with the organization as special assistant to the general manager under Ed Wade, serving as one of Wade's top scouts as well as working on major and minor league hitting instruction.

In the 15 years (1988-2002) prior to joining the Phillies, Charlie worked for the Cleveland Indians in a variety of roles, including minor league manager and major league hitting coach. He managed the Indians for three years (2000-02), leading the team to the Central Division title in 2001, and was chosen as a coach for the 2002 American League All-Star team by Hall of Famer Joe Torre. From 1994-99, his second tour as hitting coach, Cleveland led the AL in runs three times (1994-95, 1999), led the league in home runs twice (1994-95) and set a franchise record by hitting 220 homers in 1997.

Charlie also managed in the Minnesota Twins minor league system for five years (1983-87) and scouted for the organization in 1982. He was originally signed by the Twins in 1963 and went on to play professionally for 19 years, including major league stints with the Twins and Los Angeles Dodgers, where his only two managers were Billy Martin and Walter Alston. From 1976-81, Charlie had a very successful six-year career in Japan, playing for three pennant winners. He hit a combined .303 with 189 home runs and led his league in home runs in back-to-back seasons (1979-80), including 48 in 1980, the same year Hall of Famer Mike Schmidt led the major leagues with the same total. In 1979, he was the first American-born player to be named MVP.

Charlie is a two-time winner (2011 & 2013) of the Dallas Green Special Achievement Award, which had been presented annually by the Philadelphia chapter of the BBWAA. In 2015, the Philadelphia Sports Writers Association presented him with a special achievement award and he received the Ted Williams Lifetime Achievement Award from the Ted Williams Museum in 2018.

Born in North Fork, W.V., Charlie grew up in Buena Vista, Va. He currently resides in Winter Haven, Fla., with his wife Melissa. He has two children, Chuck and Julie; three step-children, Collin, Hailey and Alley; and five grandchildren.



### **BART BRAUN** Special Assistant to the General Manager

Bart Braun was added to the Phillies baseball operations staff on October 2, 2012, as special assistant to the general manager.

The Phillies are the fifth team that Bart has held a position with in baseball operations. Prior to joining the Phillies, he spent 18 years with the Tampa Bay Rays as special assignment scout (2006-12), assistant general manager (1997-2005) and special assistant to the general manager (1995-97). From 1991 through July 1995, Bart served as the national scouting supervisor for the Atlanta Braves following seven years (1984-91) in the Pittsburgh Pirates' amateur scouting department, where in his final two years he was the regional scouting supervisor. He began his scouting career in 1983 with the Detroit Tigers.

Bart was originally selected by the Oakland A's in the third round of the June 1976 amateur draft. He pitched seven years in the minor leagues for the A's, Cleveland Indians, Toronto Blue Jays and California Angels, twice reaching the triple-A level. He went 28-27 with a 4.39 ERA in 185 games.

Bart was born in Vallejo, Calif., and attended Solano Junior College. He and his wife Patricia live in Vallejo. They have one son, Bart Jr.



**PETE MACKANIN**  
**Special Assistant to the General Manager**

Pete Mackanin was named special assistant to the general manager in September 2017 after spending two and a half seasons (2015-17) as Phillies manager.

Pete is one of eight men in Phillies history to have played for, coached and managed the Phillies. Originally selected by the Washington Senators in the fourth round of the June 1969 draft, Pete played parts of nine seasons in the major leagues, including two (1978-79) in Philadelphia. He appeared in 548 career games for the Texas Rangers (1973-74), Montreal Expos (1975-77), Phillies and Minnesota Twins (1980-81) and over 1,000 minor league games.

Philadelphia was not Pete's first managing stint, as he previously held that position on an interim basis for both the Pittsburgh Pirates (2005) and Cincinnati Reds (2007). Prior to those jobs, he managed 13 years in the minor leagues, compiling a record of 917-849 (.519) while winning two league championships. Pete also managed extensively in the winter leagues in Venezuela, Australia, Puerto Rico and the Dominican Republic.

As a coach, Pete worked 13 seasons on the major league staffs for the Expos, Pirates and Phillies, which included working on the 2009 and 2010 All-Star coaching staffs as a Phillie.

Pete was born in Chicago, Ill., and attended the University of Illinois. He currently lives in Scottsdale, Ariz., with his wife Nancy. They have one son, Shane.



**JORGE VELANDIA**  
**Special Assistant to the General Manager**

Following an 18-year playing career (1992-2009), which ended in the Phillies minor league system, Jorge Velandia has spent the last 10 years working in various roles for the organization, which included a stint on the major league coaching staff in 2015. He was named to his current position in October 2016 after spending three seasons (2014-16) as special assistant, player personnel.

A former infielder, Jorge was originally signed out of Venezuela by the Detroit Tigers in 1992 and played for 23 different professional teams in 11 organizations. He appeared in 174 career major league games from 1997-2008 with the San Diego Padres, Oakland A's, New York Mets, Tampa Bay Devil Rays, Toronto Blue Jays and Cleveland Indians.

After finishing his career with the Phillies' triple-A affiliate in Lehigh Valley, Jorge spent two years (2010-11) as a coach for single-A Williamsport and one each as the assistant field coordinator (2012) and special assistant, player development (2013). He also helped construct Team Venezuela for the 2013 World Baseball Classic and served as the director of baseball operations for La Guaira of the Venezuelan Winter League for two years (2014-15) after a five-year run as general manager (2010-14).

Jorge was born in Caracas, Venezuela, and currently resides in Miami, Fla., with his wife Ruth and their son George.



**JOHNNY ALMARAZ**  
**Special Assistant, Scouting/Player Development**

Johnny Almaraz was named to his current position in September 2019 following five years as director of amateur scouting.

Named director of amateur scouting on October 8, 2014, Johnny oversaw the selection of Scott Kingery as well as top prospects Alec Bohm, Spencer Howard and Mickey Moniak in his five drafts.

Prior to joining the Phillies, Johnny spent eight seasons (2007-14) with the Atlanta Braves, where he was the director of Latin American operations (2007-09) and director of international scouting and operations (2010-14). In his role, he oversaw scouting operations for the club outside the United States and Canada, supervised all operations at the Braves' Dominican Baseball Academy and managed a staff of nearly 20 international scouts. During his tenure with the Braves, Johnny signed right-hander Julio

Teheran and catcher Christian Bethancourt, among others.

Before his time with the Braves, Johnny worked 16 years for the Cincinnati Reds in various roles, including director of player personnel and director of player development. As a scout, he was credited with signing a number of future major league players, including right-hander Johnny Cueto, outfielder Adam Dunn, catcher Paul Bako and left-hander B.J. Ryan.

Johnny pitched for two years in the Reds minor league system after being selected in the 14th round of the June 1988 draft out of Southwest Texas State University. Born in Odessa, Texas, he and his wife Tonya live in Helotes, Texas. They have one daughter, Cameron, and one son, Jaiden.

## BASEBALL PERSONNEL



### **SAL AGOSTINELLI** Director, International Scouting

Sal Agostinelli has been part of the Phillies scouting staff since 1993. He was named to his current position in 2012 after serving as the international scouting supervisor since 1997. In 2015, he was the recipient of the Dallas Green Award for his achievements in scouting.

A former catcher, Sal was selected by the St. Louis Cardinals in the 20th round of the June 1983 draft out of Slippery Rock University. He played six seasons (1983-88) in the Cardinals minor league system before being traded in 1989 to the Phillies, where he played for double-A Reading and triple-A Scranton/Wilkes-Barre (1990-91) before retiring. In 1992, he was a player/coach for Reading prior to joining the scouting staff, for which he initially covered New York, New Jersey, Delaware and the New England region.

During his time as a scout, Sal has had a hand in the signings of Carlos Ruiz, Maikel Franco, Freddy Galvis and César Hernández, among many others. At the 2018 Winter Meetings, Sal won the International Scout of the Year Award.

Sal was born in Bronx, N.Y., and lives in Kings Park, N.Y., with his wife Sharon. He has three children: sons Danny and Anthony and daughter Toni-Ann.



### **BRIAN BARBER** Director, Amateur Scouting

Brian Barber joined the Phillies in October 2019 as the director of amateur scouting. Brian replaced Johnny Almaraz, who was promoted to special assistant, scouting & player development.

Prior to being hired by the Phillies, Brian spent 18 years with the New York Yankees as an area scout (2002-06), East Coast crosschecker (2007-09) and national crosschecker (2010-19).

A first-round (22nd overall) selection in the June 1991 draft by the St. Louis Cardinals out of Dr. Phillips High School, Brian appeared in 186 games (183 starts) over nine minor league seasons and totaled 1,041.2 innings pitched. He spent parts of four seasons in the majors with the Cardinals (1995-96) and Kansas City Royals (1998-99).

In high school, Brian was selected as the Gatorade Player of the Year following his senior season. He was inducted into the Dr. Phillips Athletic Hall of Fame in 2001 and had his number retired by the school four years later.

A native of Trenton, Ohio, Brian grew up and still lives in Orlando, Fla., with his wife Angie, son Preston and daughter Dylan.



### **JOSH BONIFAY** Director, Player Development

Josh Bonifay was hired by the Phillies as director of player development on October 25, 2018, after spending the 2018 season as the minor league field coordinator of the Houston Astros, his second stint with the organization.

Josh spent the 2017 season as the Texas Rangers' major league field coordinator/outfield and baserunning coach, his only season on a big league staff. Before his season with the Rangers, he spent five years with the Astros in player development managing single-A Quad Cities (2015) and rookie-level Greenville (2013-14, 2016) while also serving as a coach for single-A Lexington (2012) and Greenville (2011). As manager, he compiled a 191-148 (.563) record and was named the 2015 Midwest League Manager of the Year after leading Quad Cities to the best winning percentage in Minor League Baseball (.638, 88-50). He was also named 2013 Appalachian League Manager of the Year after leading Greenville to the league's championship series.

As a player, Josh batted .284 in 812 minor league games over eight years in the minor league systems of Houston (2006) and Pittsburgh (1999-2005). For the 2002 Carolina League champions, Josh set professional highs with 36 doubles, 26 home runs, 102 RBI and a .946 OPS. He played every position except catcher and shortstop in his pro career, including an appearance on the mound with double-A Altoona in 2003. Following his time as a player, Josh began his coaching career in the Pirates organization with single-A West Virginia (2010), the rookie-level Gulf Coast League Pirates (2009) and single-A Hickory (2008).

Originally selected by the Pirates out of the University of North Carolina-Wilmington in the 24th round of the June 1999 draft, Josh and his wife Tiffany reside in Cherry Hill, N.J., with their daughters Cora and Caroline and son Cole. Josh is the son of former Pirates general manager and current Reds special assistant Cam Bonifay.



## **SAM FULD**

### **Director, Integrative Baseball Performance**

Sam Fuld was hired by Philadelphia in November 2017 as the major league player information coordinator. He was promoted to his current position in January 2020.

During his first two years with the Phillies, Sam worked closely with the major league coaching staff as an outfield instructor and helped integrate advanced metrics into game planning.

A former major league outfielder, Sam played parts of eight seasons (2007; 2009-15) for four teams, the Chicago Cubs, Tampa Bay Rays, Oakland A's and Minnesota Twins. In 2009, he led all National League rookies with a .409 on-base percentage and finished fourth with a .299 batting average. Known as "Super Sam" for his outstanding defensive play, he was a finalist in left field for an American League Gold Glove Award in 2011, despite making only 76 starts in the outfield.

Sam was originally selected in the 10th round of the June 2004 draft by the Cubs and made his major league debut in September 2007. Following that season, he was named MVP of the Arizona Fall League. He last played professionally in the 2017 World Baseball Classic for Team Israel.

Born in Durham, N.H., Sam currently resides in the Philadelphia area with his wife Sarah and their four children: Charles, William, Spencer and Jane.



## **ANDY GALDI**

### **Director, Strategic Initiatives**

Andy Galdi joined the baseball operations department in 2016 as director of research and development. He was promoted to his current position in January 2020. In his role, Andy assists leadership in setting short- and long-term goals across all of Baseball Operations and helps to execute and re-evaluate those goals.

Andy began his baseball career in 2009 as a baseball operations intern with the New York Mets. Following his work at the Mets, Andy spent two years at the NBA Commissioner's Office as a statistical analyst in league operations, focusing on analyzing referees and the impact of potential rules changes. In 2013, he began working at Google in Mountain View, Calif., where he served as a quantitative analyst for YouTube.

Born in Bethesda, Md., Andy is a 2008 graduate of the University of North Carolina at Chapel Hill with a double major in business administration and mathematics. He earned his master's degree from Stanford University in statistics in 2013.



## **ROB HOLIDAY**

### **Director, Amateur Scouting Administration**

Rob Holiday was named to his current position in 2013 after joining the baseball operations department in 1998. He is responsible for the day-to-day administrative duties for the amateur draft and international player signings along with scouting duties. Rob also oversees the operation of the Phillies MLB Urban Youth Academy.

Rob began working for the Phillies in September 1987 as a sales office representative in the ticket department. In 1992, he moved to the marketing department and was promoted to manager of fan development, where he was responsible for developing and overseeing over 25 youth and baseball-related programs, including the Phillies RBI (Reviving Baseball in Inner Cities) program. In 1998, Rob transitioned to baseball operations, where he previously had the titles of administrator for minor leagues and scouting, assistant to the director of scouting and player development and assistant director of scouting. In 2012, he was honored with the Richie Ashburn & David Montgomery Special Achievement Award, which is given to a member of the Phillies organization who has demonstrated loyalty, dedication and passion for the game. Last year, Rob was inducted into the Philadelphia chapter of the Pennsylvania Sports Hall of Fame.

A native of Maplewood, N.J., Rob currently resides in Cherry Hill, N.J., and has three children, Kyra, Chelsea and Robby. He is a 1987 graduate of the University of Massachusetts (Amherst) with a bachelor's degree in hotel, restaurant and travel administration. While at UMass, he played second base for the school's baseball team. He was awarded the team's Dennis DellaPiana Memorial Award for courage, determination and sportsmanship in 1986 and 1987.

## BASEBALL PERSONNEL



**LEE McDANIEL**  
**Director, Minor League Operations**

Lee McDaniel was named director of minor league operations in February 2012. His responsibilities include serving as a point person for player development business operations/administration for seven minor league affiliates. He also supervises Florida baseball operations at the Carpenter Complex in Clearwater, Fla., including the coordination of minor league spring training, extended spring training, the Gulf Coast League affiliates and Florida Instructional League. Additionally, he directs international business operations for the Phillies academies in the Dominican Republic and Venezuela. Lee also manages minor league player and staff travel services throughout the season.

Lee began his professional baseball career as an operations intern with the Phillies rookie-level affiliate in Martinsville, Va., in the Appalachian League in 1990. He then served as assistant general manager for the Asheville Tourists of the South Atlantic League from 1991-92 while also attending graduate school at Ohio University in the offseason. Lee returned to the Appalachian League as GM for the Martinsville Phillies from 1993-95. In 1995, he joined the Phillies' Florida operations staff as assistant GM for the Clearwater Phillies. He was promoted to GM of the Clearwater Phillies in January 1997, to assistant director of Florida operations in January 2000 and to assistant director, minor league operations in 2008 before assuming his current position.

In 2018, Lee was the recipient of the Richie Ashburn & David Montgomery Special Achievement Award, given each year to a member of the Phillies organization who represents the best attributes of the award's namesakes.

Born in Martinsville, Va., Lee currently lives in Odessa, Fla., with his wife Lisa, daughter Riley and son Jason Hall. He has a bachelor's degree from Virginia Tech and earned a master's degree in sports administration from Ohio University in 1993.



**MIKE ONDO**  
**Director, Professional Scouting**

Mike Ondo was named director of professional scouting in February 2010. He originally joined the Phillies baseball operations department in 1998.

In his role, Mike oversees the pro scouting staff at the major and minor league levels, including postseason advance scouting efforts. He also coordinates the club's preparation for the Rule 5 Draft and organizes the Phillies' annual Prospect Education Program, which began in 2010 and takes place each January in Philadelphia. During his time with the Phillies, Mike has worked under Dallas Green, Hall of Famer Pat Gillick, Ed Wade, John Vukovich, Ruben Amaro Jr., Matt Klentak, Chuck LaMar, Andy MacPhail and Paul Owens, among others.

Mike previously spent one year (2009) as pro scouting coordinator and two years (2007-08) as assistant director, minor leagues. For the past 14 seasons, he has worked closely with the major league coaching staff, compiling advance scouting reports and statistical analysis.

A four-year starting catcher at the University of Scranton, Mike graduated in 1997 with a bachelor's degree in communications. He was born in Pottstown, Pa., and lives in Lumberton, N.J., with his wife Colleen and their three daughters, Abigail, Marissa and Samantha.



**DEAN ALBANY**  
**Special Assignment Scout**

Dean Albany joined the Phillies prior to the 2020 season after spending 20 years in the scouting department of the Baltimore Orioles.

With the Orioles, Dean spent eight years (2012-19) as a special assignment scout, five years (2007-11) as their Mid-Atlantic crosschecker and seven years (2000-06) as an area scout.

In 1987, Dean started a program called the Maryland Orioles Baseball Organization, a travel baseball team for kids ages 10 through 18. Gavin Floyd, the Phillies' first-round draft pick in 2001, was a participant in the program. The Maryland Orioles were eventually renamed after longtime baseball scout Walter Youse. The team went on to win several national championships under the name Youse's Orioles.

Dean attended the Community College of Baltimore and Indian River Community College. He still resides in his native Baltimore, Md.





**CRAIG COLBERT**  
Special Assignment Scout

Craig Colbert was hired by the Phillies as the major league advance scout prior to the 2009 season after an 11-year run with the San Diego Padres as both the major league bench coach and as a minor league manager. He was named to his current position in January 2015.

Craig played professionally for 13 years after being selected by the San Francisco Giants in the 20th round of the June 1986 draft. He appeared in 72 major league games for the Giants over the 1992-93 seasons as a catcher and infielder. The final four seasons of his playing career were spent with triple-A Las Vegas, where he first served as a player-coach in 1998 before being named the team's hitting coach in 1999.

Over the next seven years (2000-06), Craig managed at different spots in the Padres minor league system, including single-A (Ft. Wayne and Lake Elsinore, 2000-01), double-A (Mobile, 2002-03) and triple-A (Portland, 2004-06). In 2006, he was named the Best Manager Prospect by *Baseball America* and overall went 522-463 (.530) in his seven years as a minor league manager. In his final two years with San Diego (2007-08), Craig served as the club's major league bench coach under former manager Bud Black.

Craig was born in Iowa City, Iowa, and currently lives in Portland, Ore., with his wife Julie.



**HOWIE FREILING**  
Special Assignment Scout

A native of Philadelphia, Howie Freiling was hired by the Phillies on November 18, 2008, after 20 years in the New York Mets organization as a minor league player, manager and scout. In his final six years with the Mets (2003-08), Howie was a pro scout with both major and minor league coverage.

Selected by the Los Angeles Dodgers in the ninth round of the June 1987 draft out of the University of North Carolina, Howie played for four years in the minor leagues with the Dodgers (1987-88) and Mets (1989-90). In 1991, he joined the Mets' minor league coaching ranks, where he spent the next 12 years. He managed Pittsfield (1993-94), Capital City (1995-96), St. Lucie (1998-99) and Binghamton (2001-02) and served as a coach for Binghamton (1997) and Norfolk (2000). As a minor league manager, Howie posted a record of 542-470 (.536), taking his clubs to the playoffs four times.

A first baseman for Northeast High School in Philadelphia, Howie was named to the *Daily News All-City* team three times (1982-84).

Howie and his wife Jenny live in Apex, N.C., with their sons Hayes, Weston and Chase.



**DAVE HOLLINS**  
Special Assignment Scout

Dave Hollins returned to the Phillies on October 5, 2009, as a special assignment scout. He had spent the previous four seasons (2006-09) as a professional scout with the Baltimore Orioles.

A member of the 1993 National League champions, Dave played seven seasons (1990-95; 2002) for the Phillies. In 1992, he tied Darren Daulton for the team lead with 27 home runs and set a Phillies record for most hit by pitches (19) in a season for a switch-hitter. Dave spent parts of 12 seasons in the major leagues with the Phillies, Boston Red Sox (1995), Minnesota Twins (1996), Seattle Mariners (1996), California Angels (1997-98), Toronto Blue Jays (1999) and Cleveland Indians (2001). For his career, he hit .260 with 112 home runs and 482 RBI in 983 games.

In between his playing career and his scouting career, Dave had a two-year stint as a minor league hitting coach with the New York Mets (2004-05) at single-A Capital City and double-A Binghamton.

Dave was born in Orchard Park, N.Y., and currently lives in Lexington, S.C., with his wife Kerri. They have five children: daughters Karli, Haley and Jesse and sons David and Beau. Beau is a third baseman in the Miami Marlins minor league system.

## BASEBALL PERSONNEL



### **CHARLEY KERFELD** Special Assignment Scout

Charley Kerfeld joined the Phillies in November 2006 as special assistant to the general manager. He took the role of special assignment scout prior to the 2018 season.

Originally selected by the Houston Astros in the first round of the June 1982 draft (fifth overall), Charley pitched for parts of four seasons in the major leagues with Houston (1985-87, 1990) and Atlanta (1990). He compiled a career record of 18-9 with nine saves and a 4.20 ERA in 123 games (six starts). In 1986, he finished fourth in National League Rookie of the Year voting after going 11-2 with seven saves and a 2.59 ERA in 61 games to help lead the Astros to the 1986 NLCS.

After retiring in 1992, Charley got back into baseball following a one-year layoff and started the first of his nine seasons as a manager in various independent leagues. He managed in the Texas-Louisiana League (Beaumont/Abilene) in 1994 and 1995 and is the all-time winningest manager in the now-defunct Western Baseball League (Grays Harbor, Reno, Chico).

He spent two seasons as a pro scout with the Seattle Mariners (2003-04) and one each with the San Diego Padres (2005) and Texas Rangers (2006) before joining the Phillies.

Charley was born in Knob Noster, Mo. He and his wife reside in Washington state. In January 2020, he won the George Genovese Lifetime Achievement Award in scouting, given annually by the Professional Baseball Scouts Foundation.



### **MIKE KOPLOVE** Special Assignment Scout

A Philadelphia native, Mike Koplove was hired by his hometown team prior to the 2018 season following six years as a scout with the Los Angeles Angels.

Mike pitched parts of seven years in the major leagues for the Arizona Diamondbacks (2001-06) and Cleveland Indians (2007), which included nine games as a rookie for the 2001 World Series champions. He finished 15-7 with two saves and a 3.82 ERA in 222 games, all as a reliever, after being selected by Arizona in the 29th round of the June 1998 draft out of the University of Delaware. In 2009, Mike was a non-roster invitee to Phillies spring training and pitched that season for the club's triple-A affiliate in Lehigh Valley.

A graduate of Chestnut Hill Academy in Philadelphia, Mike lives in Haddonfield, N.J., with his wife Samantha and their children Vivienne and Alexander.



### **TERRY RYAN** Special Assignment Scout

Terry Ryan joined the Phillies on November 30, 2016, as special assignment scout following 31 years with the Minnesota Twins in a variety of positions, including 19 seasons as the club's general manager over two stints.

Terry served as the Twins' executive vice president/general manager from September 1994 until stepping down after the 2007 season and again from 2012-16. In between, he spent four years (2008-11) as a special assistant to General Manager Bill Smith. As GM, his teams won the American League Central Division title four times (2002-04 and 2006).

After being selected by the Twins in the 35th round of the June 1972 draft, Terry pitched for four seasons before an arm injury cut his playing career short. In 1975, he enrolled at the University of Wisconsin-Madison and graduated with a degree in physical education in 1979. Terry returned to baseball in 1980 as Midwest scouting supervisor for the New York Mets, a position he held for six years before being named scouting director for the Twins in January 1986. Prior to his first stint as GM, Terry was the vice president of player personnel, a position he assumed at the end of the 1991 season. In that role, he was responsible for scouting and evaluating all talent at the major league level and assisting in personnel decisions.

Off the field, Terry has been recognized in significant ways in baseball. In December 2009, he was appointed to the Commissioner's Special Committee for On-Field Matters and since 2005 has been a member of the Major League Baseball Playing Rules Committee. He has served on the Arizona Fall League Steering Committee since 2005, a position he also held in 1997-98, and sits on B.A.T. grant committee. In 2013, he was awarded the George Genovese Lifetime Achievement Award in Scouting from the Professional Baseball Scouts Foundation, as well as the Roland Hemond Award, voted upon by SABR, recognizing a baseball executive who demonstrates a lifetime commitment to professional baseball scouts and scouting, and player development history. He has twice been named *Sporting News* Executive of the Year (2002 and 2006) and was also named *Baseball America's* Major League Executive of the Year in 2004.

Terry and his wife Karilyn reside in Eagan, Minn. They have two children, Tim and Kathleen, and two grandchildren.



**DAN WRIGHT**  
Special Assignment Scout

Dan Wright was named a special assignment scout following the 2015 season. He had previously worked as a pro scout after joining the Phillies prior to the 2010 season.

After being selected by the Chicago White Sox in the second round of the June 1999 draft out of the University of Arkansas, Dan pitched for seven seasons (1999-2004; 2006), six with his original club and one in the Seattle Mariners organization. All of his major league time came with the White Sox when he pitched in 70 games (64 starts) over the 2001-04 seasons. In 2001, Dan finished with a 2.82 ERA, good for third-best in the Southern League.

Upon retiring as a player, Dan worked as an area scout for the Mariners for four years (2006-09).

Dan was born in Longview, Texas, and currently resides in Cave Springs, Ark., with his wife Robin and their son Drew.



**GEOFF MILLER**  
Mental Skills Coach

Geoff Miller was hired as the Phillies' mental skills coach on September 16, 2016. In his role, he is a resource to major league players and staff, is involved in player development at each level in the minor leagues, and assists the scouting department with psychological evaluations of potential draft selections.

Prior to joining the Phillies, Geoff had a 15-year career (2001-16) as a founding partner at Winning Mind, LLC, a San Diego-based consulting firm specializing in performance under pressure and working in corporate, sport and military environments. While a partner at Winning Mind, Geoff managed sport programs and conducted corporate coaching programs and talent development using applications and tangible lessons from the sports world. He has provided mental skills coaching services to the Pittsburgh Pirates (2005-09), Washington Nationals (2010), Atlanta Braves (2010-14) and Los Angeles Angels (2015-16). In 2012, he authored *Intangibles: Big-League Stories and Strategies for Winning the Mental Game – in Baseball and in Life* and in 2016 he published a Spanish translation of *Intangibles*, making it the first baseball psychology book to be published in Spanish.

In addition to his work in Major League Baseball, Geoff was a resource to player agents and amateur athletes in all sports as well as to corporations. He has consulted with such corporate clients as Pandora, MetLife, Chick-fil-A and Genesys. He has lectured to a diverse mix of audiences, including Leaders in Sport, the SABR Analytics Conference, the American Baseball Coaches Association, the Golf Coaches Association of America and the USMC Wounded Warrior Regiment. He has led intensive academic skills training programs for NCAA football players, headed up golf psychology duties at Okemo Valley Golf Academy in Ludlow, Vt., and has developed programs for retired athletes transitioning into new careers as well as for teaching young athletes how to become role models in their communities.

Geoff received his bachelor's degree in psychology from UC Riverside and earned a master's degree in sport psychology from San Diego State University. He and his wife Kerrith have two boys, Gray and Penn, and live in the Philadelphia area. Geoff's younger brother, Andrew, is the chief operating officer for the Minnesota Vikings.



**DICKIE NOLES**  
Employee Assistance Professional

The 2020 season marks Dickie Noles' 29th with the organization after rejoining the Phillies on April 1, 1992. Prior to his work as the employee assistance professional, he spent four years in the community relations department.

Dickie pitched for parts of 11 major league seasons with the Phillies (1979-81; 1990), Chicago Cubs (1982-84; 1987), Texas Rangers (1984-85), Cleveland Indians (1986), Detroit Tigers (1987) and Baltimore Orioles (1988) and finished his career at 36-53 with 11 saves and a 4.56 ERA in 277 games (96 starts). Selected by the Phillies in the fourth round of the June 1975 draft, Dickie was a member of the 1980 World Series champions, pitching in relief.

Nationally recognized as a substance prevention and motivational speaker, Dickie created SAVES, a prevention program that he has presented to over 2,000 organizations. He has served on the Pennsylvania Drug and Alcohol Board and Keystone Drug and Alcohol Center. In 1989, Dickie won the Texas Rangers Community Service Award and in 1992 he was honored as the International Christian Athlete of the Year. Other awards he has won include the Humanitarian of the Year by the Sunshine Foundation in 1997 and the Humanitarian Award from the Philadelphia Sports Writers Association in 2010. In 2019, he won the Richie Ashburn & David Montgomery Special Achievement Award, given annually to a Phillies employee who has demonstrated loyalty, dedication and passion for the game.

Dickie was born in Charlotte, N.C., and currently resides in Aston, Pa. He has one daughter, Brittany, and twin sons, Christopher and Nicholas.

## CLUBHOUSE PERSONNEL



### **PHIL SHERIDAN** Manager, Clubhouse Services

A 1992 graduate of Notre Dame University, Phil Sheridan began with the Phillies right out of college. He spent six seasons (1992-97) in the home clubhouse before becoming an assistant in the visiting clubhouse for one year (1998). He returned to the home side as an assistant in 1999 and spent 10 seasons (2007-16) as manager, home clubhouse before being named to his current position in January 2017.

At Notre Dame, Phil was senior student equipment manager on scholarship and during his stay, the Fighting Irish participated in two Orange Bowls (1990 and 1991) and one Sugar Bowl (1992). He remains a member of the school's Monogram Club.

Born in Philadelphia, Phil lives in Springfield, Pa., with his wife Jenn. He has five sons, Luke Thomas, Dylan Charles, Connor James, Grady Philip and Shane William, and three daughters, Samantha Marie, Mackenzie Lynn and Ryan Elizabeth. Phil is a 1988 graduate of Malvern Prep.



### **DAN O'ROURKE** Manager, Equipment and Umpire Services

Dan O'Rourke returned to the Phillies organization in 2001, making 2020 his 20th season in the clubhouse (he previously worked for the Phillies as a batboy and clubhouse attendant from 1985-90). He served as assistant clubhouse manager before being named to his current position in 2007.

Prior to rejoining the Phillies, Dan spent 10 years as assistant clubhouse manager for the Houston Astros. During his time with Houston, he was a member of the Phillies' 1996 All-Star Game clubhouse staff.

Dan was born in Philadelphia, Pa. He and his wife Lisa live in Cherry Hill, N.J. They have two daughters, Darby Ann and Megan Ruth, and one son, Daniel Thomas. Dan is a 1984 graduate of Northeast High School.



### **KEVIN STEINHOOR** Manager, Visiting Clubhouse

The 2020 season is Kevin Steinhour's 40th year in professional baseball and his 32nd with the Phillies. He began his career helping out in the clubhouse and as batboy, from 1981-87, for single-A Springfield in the Cardinals organization before serving as equipment manager for triple-A Louisville during the 1988 and 1989 seasons.

Kevin joined the Phillies in September 1989 as the assistant equipment manager. In 1992, he was made the visiting clubhouse manager, a position he has held since. In 2007, Kevin was named the Visiting Clubhouse Manager of the Year as voted by the MLB equipment managers and visiting clubhouse managers.

Kevin was born in Springfield, Ill. He and his wife Tina live in Tabernacle, N.J. They have two daughters, Kylie Rae and Brooke Alexa, and two sons, Jake Richard and Brett Andrew. Kevin is a 1986 graduate of Springfield-Lanphier High School, the same school that produced Phillies Hall of Famer Robin Roberts.

## MEDICAL PERSONNEL



**PAUL BUCHHEIT**  
Head Athletic Trainer

Paul Buchheit was hired by the Phillies as head athletic trainer in November 2019. He previously spent 16 years in the Boston Red Sox organization, the final four (2016-19) as a major league assistant athletic trainer.

During Paul's 12 years in Boston's minor league system, he held the positions of head minor league medical coordinator (2014-15) and athletic training coordinator (2012-13). He also spent two seasons as Portland's athletic trainer (2010-11), one with Salem (2009) and three with Greenville (2006-08) after interning with Lowell (2005) and

Sarasota (2004). Prior to his time with Boston, Paul, a native of Sioux City, Iowa, worked as an athletic training intern with the Sioux City Explorers, an independent league baseball team.

Paul graduated from Buena Vista University and received his master's degree in athletic training from the University of Northern Iowa. He is athletic trainer certified and a certified strength and conditioning specialist. He and his wife Allison live in Media, Pa. They have two sons, Hayden and Noah, and one daughter, Heidi.

### PHILLIES ATHLETIC TRAINERS

1941-45	Leo Miller
1946-47	Dusty Cooke
1948-62	Frank Wiechec
1963-68	Joe Liscio
1969-80	Don Seger
1981-2006	Jeff Cooper
2007-19	Scott Sheridan
2020-	Paul Buchheit



**SHAWN FCASNI**  
Assistant Athletic Trainer

Shawn Fcasni joined the Phillies' major league training staff in November 2011 after spending the previous 11 years (2001-11) in the organization's player development system. The 2020 season is his ninth on the major league training staff.

Prior to being named to his current position, Shawn spent four years (2008-11) as the Phillies' minor league conditioning coordinator and had been promoted to the club's minor league athletic training and rehabilitation coordinator at the end of the 2011 season. He worked as the athletic trainer for the Phillies' minor league affiliates in Ottawa (AAA) in 2007 and Reading (AA) in 2006 and in the same capacity for the Peoria Saguaros in the 2006 Arizona Fall League. He began his Phillies career as an intern athletic trainer, first with the Phillies in 2001 and then the Gulf Coast League Phillies (R) in 2002.

Shawn earned his bachelor's degree in athletic training from West Chester University and his master's degree from Nova Southeastern University. He holds certifications as a Certified Strength and Conditioning Specialist (National Strength and Conditioning Association), Performance Enhancement Specialist and a Corrective Exercise Specialist (National Academy of Sports Medicine).

Shawn was born in Point Pleasant, N.J., and currently resides in Sewell, N.J., with his wife Shannon and their two children, Brandon and Alyssa.



**AARON HOBACK**  
Assistant Athletic Trainer

Aaron Hoback in his first season as an assistant athletic trainer with the Phillies.

Prior to being hired by the Phillies, Aaron spent 13 years in the Milwaukee Brewers organization working as the athletic trainer with rookie-level Helena (2007-08), single-A Wisconsin (2009), double-A Huntsville (2010-12), triple-A Nashville (2013-2014), triple-A Colorado Springs (2015-2018) and triple-A San Antonio (2019).

Aaron graduated from Western Illinois University in 2005 with a bachelor's degree in kinesiology. He served as a graduate assistant athletic trainer for the Wichita State baseball team in 2006 and also served as an intern athletic trainer with the St. Louis Cardinals (2004 & 2005) and St. Louis Rams (2004).

He is certified as an athletic trainer, corrective exercise specialist & performance enhancement specialist (National Academy of Sports Medicine), fascial distortion model (total body), certified kinesiotape practitioner, functional range release (UE), and Level 1 MovNat instructor.

Aaron was born in Springfield, Mo., and resides in St. Louis, Mo., with his wife Kathryn and son Wesley.

## MEDICAL PERSONNEL



### **PAUL FOURNIER** Major League Strength & Conditioning Coach

Paul Fournier was named to his current position on September 30, 2013, after serving in the same capacity in the Phillies player development system for two years (2012-13). In 2014, he was named to the National League All-Star training staff.

Prior to joining the Phillies, Paul spent nine years (2003-11) with the Florida Marlins as the major league strength & conditioning coordinator and six years with the Montreal Expos as the coordinator of athletic training and conditioning for all minor league players. He also oversaw rehabilitation programs for both major and minor league players while with Montreal. From 1995-96, Paul served as the trainer for the West Palm Beach Expos (A). In 1999, Paul was named the winner of the John McHale

Award, given annually to those in the Montreal organization who are recognized as the top performers in player development. He is a 1993 graduate of Northeastern University and a 2017 inductee into the Newfound Memorial High School Hall of Fame.

At the 2017 Winter Meetings, Paul was bestowed with emeritus level status as a registered strength and conditioning coach by the National Strength and Conditioning Association.

Paul was born in Nova Scotia and lives in Cedar Mountain, N.C., with his wife Elise and their three daughters, Hannah, Jayna and Gracia.



### **DONG LIEN** Assistant Major League Strength & Conditioning Coach

Dong Lien rejoined the Phillies major league athletic training staff in 2018 after four years as the strength and conditioning coach for triple-A Lehigh Valley.

The 2020 season is Dong's 16th with the Phillies organization. He spent his first two years as the strength and conditioning coach for single-A Clearwater (2005) and single-A Batavia (2006) before being promoted to minor league conditioning coordinator, overseeing the entire system. In 2008, he was named to the major league staff as the strength and conditioning coordinator, a role he held through the 2013 season.

A 2003 graduate of the University of Manitoba, Dong earned his BESS degree in athletic therapy and worked as a student athletic therapist with the Winnipeg Goldeyes of the independent Northern League. His certifications include Master's of Science (MSc), certified athletic trainer (ATC), registered strength & conditioning coach with distinction (RSCC\*D), and certified strength & conditioning specialist (CSCS).

Dong was born in Indonesia and currently resides in Pennsburg, Pa., with his wife Tara and their daughter Ryley.



### **JOE RAUCH** Major League Physical Therapist

Joe Rauch was hired by the Phillies in January 2015 and worked five years as the minor league athletic training and rehabilitation coordinator before being promoted to his current position in January 2020. Prior to joining the Phillies, he had worked for NovaCare Rehabilitation in Philadelphia and was the physical therapist for LaSalle University Athletics.

Before coming to Philadelphia, Joe spent five years at the University of Cincinnati, most recently as the trainer for the athletics department and director of rehabilitation for the Bearcats' football, basketball and baseball teams.

Joe is a 2005 graduate of the University of Pittsburgh with a bachelor's degree in rehabilitation science and a concentration in athletic training. In 2009, he received his DPT from Widener University in Chester, Pa. He completed a student rotation at Champion Sports Medicine in Birmingham, Ala., and was then accepted into the NovaCare/University of Cincinnati Sports Physical Therapy Residency Program, which he completed in 2010. In 2014, he became a Board Certified Sports Physical Therapist.

Joe has been published multiple times and has spoken at various continuing education meetings including APTA CSM and ASMI Baseball Course. Born in Columbus, Ohio, he currently resides in Clearwater, Fla.

## MEDICAL PERSONNEL



**MIKE HEFTA**  
**Minor League Athletic Training Coordinator**

Mike Hefta was promoted to his current position in January 2020. This season marks his seventh in the Phillies organization.

Mike had spent the previous six seasons as the athletic trainer for Reading (AA, 2019), Clearwater (A, 2017-18) and Williamsport (A, 2014-16) in the Phillies minor league system. He worked three seasons (2011-13) as an athletic training intern for the Texas Rangers while concurrently earning his bachelor's degree from Henderson State University in 2012 and his master's degree from Southeastern Oklahoma State University in 2014. Mike was a left-handed pitcher for Redlands Junior College before transferring to Henderson State to focus on his education. In addition to being a certified athletic

trainer, Mike is also a certified strength and conditioning specialist.

Originally from El Reno, Okla., Mike currently resides in Little Rock, Ark., with his wife Lauren.



**FUREY LEVA**  
**Minor League Strength & Conditioning Coordinator**

A Philadelphia native, Furey Leva joined the Phillies in January 2017 after four years as a member of the Pittsburgh Pirates player development staff.

Furey worked as a strength coach at four minor league stops for the Pirates: Indianapolis (AAA), Altoona (AA), Bradenton (A) and Jamestown (A). At the amateur level, he spent one year (2013) as the assistant strength coach for Temple University football and two years (2012-13) as the head baseball strength coach for North Penn High School.

Furey is a 2012 graduate of Temple University, where he received his Bachelor of Science. His certifications include certified strength & conditioning specialist (CSCS), registered strength and conditioning coach (RSCC) and also USA-Weightlifting Level 1 (USAW). Furey serves on the Professional Baseball Strength and Conditioning Society's executive board as the minor league representative for the National League. Furey resides in Palm Harbor, Fla., with his wife MiKayla.



## MEDICAL PERSONNEL



### **MICHAEL G. CICCOTTI, MD**

#### **Director of Medical Services**

The 2020 season is Dr. Ciccotti's 23rd with the Phillies. He is a graduate of the College of the Holy Cross in Worcester, Mass., and Georgetown University School of Medicine in Washington, D.C.

Dr. Ciccotti completed an orthopaedic residency training at Thomas Jefferson University Hospital followed by a fellowship in sports medicine at the Kerlan-Jobe Sports Clinic in Los Angeles, Calif. While in LA, he served as assistant team physician for all the Los Angeles professional sports teams and the University of Southern California athletic program.

He returned to the Rothman Institute and Thomas Jefferson University where he is the Everett J. and Marian Gordon Professor of Orthopaedic Surgery, Chief of the Division of Sports Medicine and the Director of the Sports Medicine Fellowship Program. Dr. Ciccotti has served as orthopaedic consultant for the U.S. Women's National Soccer Team, Philadelphia Flyers and Philadelphia Eagles. In addition to the Phillies, Dr. Ciccotti also currently serves as head team physician for St. Joseph's University and senior orthopaedic consultant for the Philadelphia 76ers. He has served as president of the Major League Baseball Team Physicians Association and was honored with the 20-Year Service Award from the Professional Baseball Athletic Trainers Society (PBATS) in 2017.

He currently serves as the chairman of the Major League Baseball Medical Advisory Committee, the president of the Board of Directors for the internationally recognized Orthopaedic Learning Center Surgical Skills Lab, and president-elect of the American Orthopaedic Society for Sports Medicine. He recently was bestowed the prestigious George D. Rovere Award for Lifetime Contribution to Sports Medicine Education, the Dick Vermeil Lifetime Achievement Award for his Outstanding Contributions to Sports Medicine and the Joseph S. Torg Award from the Philadelphia Sports Congress for Outstanding Educational Contribution to Sports Medicine. He has authored numerous articles, original research and textbooks, and has lectured extensively regionally, nationally and internationally on the full spectrum of sports medicine. He has been consistently recognized as one of the "Top Sports Medicine Doctors" in Philadelphia as well as one of the "Best Doctors" in America.

Dr. Ciccotti was born in Scranton, Pa. He and his wife Patricia live in Haverford, Pa., with their four children, Michael, Matthew, Emily and Caroline.



### **STEVEN B. COHEN, MD**

#### **Head Team Physician**

The 2020 season is Dr. Cohen's 14th with the Phillies and fifth as head team physician. He is a graduate of both Columbia University in New York City and the Robert Wood Johnson Medical School at the University of Medicine and Dentistry of New Jersey. Dr. Cohen completed his orthopaedic residency training at the University of Virginia Health Center followed by a fellowship in sports medicine at the University of Pittsburgh Medical Center. While in Pittsburgh, he assisted in the care of the NFL's Pittsburgh Steelers, the NHL's Pittsburgh Penguins, the University of Pittsburgh and Duquesne University. He returned locally to the Rothman Institute and Thomas Jefferson University, where he is an orthopaedic sports medicine specialist and serves as a professor of orthopaedic surgery and co-director of the sports medicine research program. He was named as a Top Doctor Rising Star by *Philadelphia Magazine* in 2009 and annually a Top Doctor by *Main Line Today* magazine.

In addition to the Phillies, Dr. Cohen also currently serves as the team orthopedist for the Philadelphia Flyers and team physician for St. Joseph's University, Immaculata University, Neumann University, Penncrest High School, Strath Haven High School, and as the medical director of the Philadelphia Marathon.

Dr. Cohen was born in Philadelphia and attended Cherry Hill West High School. He and his wife Kathleen live in Media, Pa., with their three children, Alexa, William and Tyler.





## MARC I. HARWOOD, MD

### Team Physician

Dr. Harwood graduated summa cum laude from Temple University, while earning his bachelor's degree in chemistry. He received his Doctor of Medicine from Temple University School of Medicine, where he was elected to the Alpha Omega Alpha Medical Honor Society and completed his residency and a primary care sports medicine fellowship at Thomas Jefferson University Hospital. Dr. Harwood is currently an associate professor in the department of family and community medicine and the department of orthopaedic surgery at the Sidney Kimmel Medical College at Thomas Jefferson University. He also serves as the director of the non-operative sports medicine service at the Rothman Institute. Dr. Harwood is a past president of the Major League Baseball Team Physicians Association, an elected position that represents the team physicians across all of Major League Baseball. He currently serves on the Medical Advisory Committee and the Research Committee for Major League Baseball.

In addition to his work with the Phillies, Dr. Harwood currently serves as a sports medicine consultant to the Pennsylvania Ballet, BalletX, Rock School for Dance Education and University of the Arts. He also serves as a consultant to Athletes and the Arts, a collaborative initiative that seeks to provide healthcare resources to meet the unique needs of performing artists. He is currently a team physician for St. Joseph's University and local high schools in the Delaware Valley.

Dr. Harwood is a member of the American Academy of Family Physicians, American Medical Society of Sports Medicine, American College of Sports Medicine, Performing Arts Medicine Association and International Association for Dance Medicine & Science. He is a diplomate of the American Board of Family Medicine and maintains specialty certification in sports medicine.

Born in Philadelphia, Dr. Harwood lives in Wynnewood, Pa., with his wife Lisa and their two children, Simon and Talia.



## JEREMY D. CLOSE, MD

### Team Physician

Dr. Close joined the medical staff of the Phillies prior to the 2015 season. He is a graduate of Colorado College in Colorado Springs, Colo., and Jefferson Medical College in Philadelphia. Dr. Close completed his family medicine residency training at Thomas Jefferson University in Philadelphia, followed by a fellowship in primary care sports medicine.

At Thomas Jefferson University, Dr. Close serves as an associate professor of family medicine and director of the primary care sports medicine fellowship. He is a consultant for the Rock School and University of the Arts and is the vice president of the Athlete Health Organization, which provides free comprehensive sports physicals to underserved student athletes. He is also a member of the American Academy of Family Physicians, American Medical Society of Sports Medicine and the American College of Sports Medicine and remains involved in sports research and writing.

Dr. Close was born in Aspen, Colo. He and his wife Kristine live in Haddonfield, N.J., with their two children, Colin and Kate.

## CLUB AMBASSADORS



### DICK ALLEN

Dick Allen is one of the all-time great players in Phillies history after being signed by the team in 1960 to his first professional contract. He spent nine of his 15 major league seasons (1963-77) with the Phillies and won Rookie of the Year honors in 1964. Dick joined the Phillies' front office in 1994 as a fan representative.

A seven-time All-Star (1965-67; 1970; 1972-74), Dick played nearly every position on the field during his career but is widely known as a first and third baseman. In addition to his time with the Phillies (1963-69; 1975-76), he donned a major league uniform for the St. Louis Cardinals (1970), Los Angeles Dodgers (1971), Chicago White Sox (1972-74) and Oakland A's (1977).

One of the premier sluggers of his era, Dick had the fifth-most home runs (319) among all major league players over an 11-year span (1964-74) behind four Hall of Famers: Hank Aaron (391), Harmon Killebrew (336), Willie Stargell (335) and Willie McCovey (327). Also during that time, his combined .940 OPS was second best, trailing only Aaron by one percentage point (.941). Dick twice led the American League in home runs, including the 1972 season when he was named MVP after hitting .308 with 37 home runs, 113 RBI, 99 walks, a .420 on-base percentage and a 1.023 OPS. His only postseason appearance came in 1976, when he made three starts for the Phillies in the National League Championship Series.

Dick was inducted into the Phillies Wall of Fame in 1994. In 1,070 games with the club, he batted .290 with 204 doubles, 204 home runs, 655 RBI, 517 walks, a .371 on-base percentage and a .902 OPS. He ranks second in Phillies history with a .530 slugging percentage and 10th in home runs.

Dick was born and still maintains a residence in Wampum, Pa., with his wife Willa.



### GARY MATTHEWS

One of the most memorable personalities in Phillies history, Gary Matthews – known simply as “The Sarge” – was named a club ambassador following the 2013 season. In his role, Gary works with the Phillies community outreach program in charitable endeavors, as well as visiting suites at Citizens Bank Park during games and attending sponsorship events.

Before being named to his current position, Gary spent seven seasons as a color analyst for Phillies broadcasts. His previous broadcasting experience included two seasons as a radio broadcaster for the Toronto Blue Jays (2000-01) and serving as a baseball analyst on Headline Sports Television, a Canadian cable network based in Toronto.

The former outfielder played 16 seasons in the majors, including three with the Phillies (1981-83). He was the Most Valuable Player of the 1983 National League Championship Series when the Phillies defeated the Los Angeles Dodgers to advance to the World Series. He also played for the San Francisco Giants (1972-76), Atlanta Braves (1977-80), Chicago Cubs (1984-87) and finished his playing career with the Seattle Mariners in 1987. For his career, Gary hit .281 with 234 home runs, 978 RBI and 183 stolen bases in 2,033 games.

Gary won the NL Rookie of the Year Award in 1973 and was a member of the 1979 NL All-Star team. He appeared in the NL Division Series with the Phillies in 1981, the NLCS and World Series with the Phillies in 1983 and the NLCS with the Cubs in 1984.

Following his playing career, Gary worked in private industry before joining the Cubs organization as a minor league hitting instructor (1995-97). He spent seven seasons as a major league coach: Toronto Blue Jays hitting coach, 1998-99; Milwaukee Brewers hitting coach, 2000; and Cubs hitting coach, 2003-04, and first base coach, 2005-06.

Gary was drafted out of San Fernando High School in June 1968, the 17th player selected overall. His son Gary Jr. played in the majors with seven different teams.

Born in San Fernando, Calif., Gary lives in Chicago, Ill. He has five children, Gary Jr., Delvon, Dustin, Dannon and Paige, and one grandson, Denver.



### MICKEY MORANDINI

Mickey Morandini transitioned to his role as club ambassador in 2018. He had spent the previous two years with the team as first base coach and baserunning instructor.


Prior to joining the major league staff, Mickey spent five years in the Phillies minor league system as a coach for triple-A Lehigh Valley and double-A Reading and manager for single-A Lakewood and single-A Williamsport. He also spent four years as head coach for the Valparaiso High School varsity baseball team.

A 1995 National League All-Star, Mickey played nine of his 11 major league seasons (1990-2000) with the Phillies and was a member of the 1993 NL champions. He ranks fourth in Phillies history in most games played at second base (926) and was the recipient of the Paul Owens Award in 1989 as the best player in the Phillies minor league system. Mickey was originally selected by the Phillies in the fifth round of the June 1988 draft out of Indiana University. As an amateur, he won a gold medal as a member of the 1988 Olympic baseball team.

Born in Leechburg, Pa., Mickey and his wife Peg currently live in Glen Mills, Pa. They have three sons: Jordan, Griffin and Braydon.

Park

2020 PHILLIES





## JOE GIRARDI

25

### MANAGER

**B-T:** R-R

**HT:** 5-11; **WT:** 195

**OPENING DAY AGE:** 55

**BORN:** October 14, 1964

**HOMETOWN:** Peoria, IL

**RESIDES:** Boca Raton, FL

**CONTRACT STATUS:** Signed a three-year contract, 10/24/19, taking him through 2022, with a club option for 2023

### MANAGING/COACHING CAREER

- Named the 55th manager of the Phillies on 10/24/19
- Previously managed NYY (2008-17) and FLA (2006)
- Managed NYY to six playoff berths in 10 years, including the 2009 World Series, NYY's 27th franchise championship
- During his 10 years as NYY's manager, NYY had the most wins (910), most home runs (2,019) and best fielding percentage (.986) among all MLB teams and scored the 2nd-most runs (7,819; BOS: 8,042)
- Earned the 900th win of his managerial career, 4/10/17 vs TB
- Managed NYY to its 10,000th franchise win on 10/1/15 vs BOS; the win also clinched a Wild Card berth
- Won BBWAA and *The Sporting News* Manager of the Year honors for 2006 after leading FLA to a 78-84 record
- At the age of 41, was the youngest manager in FLA's team history
- Served as NYY's bench coach to Hall of Fame manager Joe Torre in 2005, his first ML coaching assignment
- Has 37 career ejections as a ML manager, including one in the postseason (last: 8/27/17 vs SEA)

### PLAYING CAREER

- Selected by CHI in the 5th round of the June 1986 draft when Dallas Green was the GM
- Played 18 professional seasons, including parts of 15 in the major leagues
- Made his ML debut against the Phillies on 4/4/89 and played his first road game at Veterans Stadium
- On 8/7/91, in his first game back after missing nearly four months with a strained lower back, suffered a broken nose in a home plate collision with the Phillies' John Kruk at Veterans Stadium
- Selected by COL with the 19th pick in the 1992 Expansion Draft from CHI
- Was a member of three World Series-winning teams with NYY (1996; 1998-99)
- He and Hall of Famer Yogi Berra are the only NYY catchers to be behind the plate for two regular-season no-hitters; Girardi caught Dwight Gooden's no-hitter on 5/14/96 vs SEA and David Cone's perfect game on 7/18/99 vs MTL; Berra caught both of Allie Reynolds' no-hitters in 1951
- Made the 2000 NL All-Star team in his second stint with CHI

### PERSONAL

Joseph Elliott Girardi... Married Kim Innocenzi (12/17/89); has three children: son Dante and daughters Serena and Lena... 1982 graduate of Spalding Institute (IL), where he was an All-State selection in baseball... 1986 graduate of Northwestern University with a bachelor's degree in industrial engineering... Was a three-time Academic All-American and two-time All-Big 10 selection at catcher... Was elected to the College Sports Information Directors Hall of Fame on 7/1/07, becoming the first former major leaguer to be enshrined... Received the 2007 Distinguished Alumni Award from the Northwestern University Department of Industrial Engineering and Management Sciences... Received the NCAA Silver Anniversary Award on 1/14/10, recognizing the personal achievements of a college graduate 25 years following their collegiate athletic career... Established his own charity, Catch 25, which is dedicated to providing support to families and individuals across the country who have been challenged with ALS, Alzheimer's, cancer and fertility issues... Catch 25 provides assistance through scholarships, financial aid and charitable donations and is devoted to serving children and adults that may not otherwise have the financial and emotional support they need... His father, Jerry, passed away in 2012 following a long bout with Alzheimer's... Hosted the "Remember When, Remember Now" benefit along with Michael Kay in New York City, helping raise funds for his charity and Alzheimer's research... During his final two seasons (2016-17) as NYY's manager, regularly wore the T-shirts of over 150 charitable organizations during his pregame press conferences at Yankee Stadium, drawing attention to the causes they benefit... His wife, Kim, hosted several charitable events at Yankee Stadium, including fundraisers for stomach cancer research in which fans could purchase blue hair extensions and mohawks... Following his retirement as a player, joined the YES Network as an analyst and won an Emmy Award for hosting the network's "Kids on Deck" series... Rejoined YES in 2007, working as an analyst... Worked with FOX during the regular season and postseason in 2007... Was a member of ESPN Radio's team for the 2003 NL Division Series... Served as an in-studio analyst for MLB Network as well as a color commentator for MLB Network's weekly Showcase Game during the 2018-19 seasons... Joined Fox Sports' regular-season game coverage as an analyst for the 2019 season.

## JOE GIRARDI'S MANAGERIAL RECORD

YEAR	CLUB	LEAGUE	W-L	POSITION
2006	FLORIDA	NATIONAL	78-84	4th
2008	NEW YORK	AMERICAN	89-73	3rd
2009	NEW YORK	AMERICAN	103-59	1st
2010	NEW YORK	AMERICAN	95-67	2nd
2011	NEW YORK	AMERICAN	97-65	1st
2012	NEW YORK	AMERICAN	95-67	1st
2013	NEW YORK	AMERICAN	85-77	T-3rd
2014	NEW YORK	AMERICAN	84-78	2nd
2015	NEW YORK	AMERICAN	87-75	2nd
2016	NEW YORK	AMERICAN	84-78	4th
2017	NEW YORK	AMERICAN	91-71	2nd
<b>ML</b>	<b>Totals</b>		<b>988-794</b>	<b>.554</b>

## GIRARDI'S POSTSEASON MANAGERIAL RECORD

YEAR	CLUB	TITLE	W-L
2009	NEW YORK	World Champions	11-4
2010	NEW YORK	Wild Card winners	5-4
2011	NEW YORK	AL East Champions	2-3
2012	NEW YORK	AL East Champions	3-6
2015	NEW YORK	Wild Card winners	0-1
2017	NEW YORK	Wild Card winners	7-6
<b>Postseason</b>	<b>Totals</b>		<b>28-24</b>

## GIRARDI'S ALL-STAR MANAGERIAL RECORD

YEAR	CLUB	W-L
2010	AMERICAN	Lost 3-1
<b>ASG</b>	<b>Totals</b>	<b>0-1</b>

## GIRARDI'S CAREER STATISTICS

YEAR	CLUB	AVG	G	AB	R	H	2B	3B	HR	RBI	SH	SF	HP	BB	SO	SB	CS	OBP	SLG	OPS	E
1986	Peoria	.309	68	230	36	71	13	1	3	28	2	3	3	17	36	6	3	.360	.413	.773	5
1987	Winston-Salem	.280	99	364	51	102	9	8	8	46	2	1	2	33	64	9	2	.343	.415	.757	18
1988	Pittsfield	.272	104	357	44	97	14	1	7	41	2	2	3	29	51	7	4	.330	.375	.705	6
1989	CHICAGO (NL)	.248	59	157	15	39	10	0	1	14	1	1	2	11	26	2	1	.304	.331	.635	7
	Iowa	.245	32	110	12	27	4	2	2	11	0	0	0	5	19	3	1	.278	.373	.651	1
1990	CHICAGO (NL)	.270	133	419	36	113	24	2	1	38	4	4	3	17	50	8	3	.300	.344	.644	11
1991	CHICAGO (NL)	.191	21	47	3	9	2	0	0	6	1	0	0	6	6	0	0	.283	.234	.517	3
	Iowa - a	.222	12	36	3	8	1	0	0	4	1	0	0	4	8	2	0	.300	.250	.550	3
1992	CHICAGO (NL)	.270	91	270	19	73	3	1	1	12	0	1	1	19	38	0	2	.320	.300	.620	4
1993	Colo. Springs	.484	8	31	6	15	1	1	1	6	0	0	0	0	3	1	0	.484	.677	1.161	1
1994	COLORADO	.276	93	330	47	91	9	4	4	34	6	2	2	21	48	3	3	.321	.364	.685	5
1995	COLORADO	.262	125	462	63	121	17	2	8	55	12	1	2	29	76	3	3	.308	.359	.667	10
1996	NEW YORK (AL)	.294	124	422	55	124	22	3	2	45	11	3	5	30	55	13	4	.346	.374	.720	3
1997	NEW YORK (AL)	.264	112	398	38	105	23	1	1	50	5	2	2	26	53	2	3	.311	.334	.645	5
1998	NEW YORK (AL)	.276	78	254	31	70	11	4	3	31	8	1	2	14	38	2	4	.317	.386	.703	3
1999	NEW YORK (AL)	.239	65	209	23	50	16	1	2	27	8	2	0	10	26	3	1	.271	.354	.626	8
2000	CHICAGO (NL)	.278	106	363	47	101	15	1	6	40	6	3	3	32	61	1	0	.339	.375	.714	5
2001	CHICAGO (NL)	.253	78	229	22	58	10	1	3	25	2	1	0	21	50	0	1	.315	.345	.660	0
2002	CHICAGO (NL)	.226	90	234	19	53	10	1	1	13	5	1	0	16	35	1	0	.275	.291	.565	6
2003	Peoria	.111	3	9	0	1	0	0	0	1	0	0	1	0	2	0	0	.200	.111	.311	0
	Tennessee	.400	3	10	0	4	0	0	0	1	0	0	1	0	0	0	1	.455	.400	.855	0
	Memphis	.292	18	65	3	19	1	0	0	4	0	0	1	5	6	0	0	.352	.308	.660	0
	ST. LOUIS	.130	16	23	1	3	0	0	0	1	0	0	0	3	4	0	0	.231	.130	.361	1
<b>Minors Totals</b>		<b>.284</b>	<b>323</b>	<b>1128</b>	<b>152</b>	<b>320</b>	<b>42</b>	<b>13</b>	<b>21</b>	<b>136</b>	<b>7</b>	<b>6</b>	<b>7</b>	<b>88</b>	<b>181</b>	<b>28</b>	<b>10</b>	<b>.339</b>	<b>.393</b>	<b>.732</b>	<b>34</b>
<b>AL Totals</b>		<b>.272</b>	<b>379</b>	<b>1283</b>	<b>147</b>	<b>349</b>	<b>72</b>	<b>9</b>	<b>8</b>	<b>153</b>	<b>32</b>	<b>8</b>	<b>9</b>	<b>80</b>	<b>172</b>	<b>20</b>	<b>12</b>	<b>.317</b>	<b>.361</b>	<b>.678</b>	<b>19</b>
<b>NL Totals</b>		<b>.264</b>	<b>898</b>	<b>2844</b>	<b>307</b>	<b>751</b>	<b>114</b>	<b>17</b>	<b>28</b>	<b>269</b>	<b>49</b>	<b>15</b>	<b>16</b>	<b>199</b>	<b>435</b>	<b>24</b>	<b>19</b>	<b>.314</b>	<b>.346</b>	<b>.660</b>	<b>58</b>
<b>ML Totals</b>		<b>.267</b>	<b>1277</b>	<b>4127</b>	<b>454</b>	<b>1100</b>	<b>186</b>	<b>26</b>	<b>36</b>	<b>422</b>	<b>81</b>	<b>23</b>	<b>25</b>	<b>279</b>	<b>607</b>	<b>44</b>	<b>31</b>	<b>.315</b>	<b>.350</b>	<b>.666</b>	<b>77</b>

a - Rehab assignment

## GIRARDI'S DIVISION SERIES STATISTICS

YEAR	CLUB, OPP	AVG	G	AB	R	H	2B	3B	HR	RBI	SH	SF	HP	BB	SO	SB	CS	OBP	SLG	OPS	E
1995	COL, ATL	.125	4	16	0	2	0	0	0	0	0	0	0	0	2	0	0	.125	.125	.250	1
1996	NY, TEX	.222	4	9	1	2	0	0	0	0	0	0	0	4	1	0	0	.462	.222	.684	0
1997	NY, CLE	.133	5	15	2	2	0	0	0	0	1	0	0	1	3	0	0	.188	.133	.321	0
1998	NY, TEX	.429	2	7	0	3	0	0	0	0	0	0	0	1	0	0	0	.429	.429	.857	0
1999	NY, TEX	.000	2	6	0	0	0	0	0	0	0	0	0	0	1	0	0	.000	.000	.000	0
<b>DS</b>	<b>Totals</b>	<b>.170</b>	<b>17</b>	<b>53</b>	<b>3</b>	<b>9</b>	<b>0</b>	<b>0</b>	<b>0</b>	<b>0</b>	<b>1</b>	<b>0</b>	<b>0</b>	<b>5</b>	<b>8</b>	<b>0</b>	<b>0</b>	<b>.241</b>	<b>.170</b>	<b>.411</b>	<b>1</b>

## GIRARDI'S LEAGUE CHAMPIONSHIP SERIES STATISTICS

YEAR	CLUB, OPP	AVG	G	AB	R	H	2B	3B	HR	RBI	SH	SF	HP	BB	SO	SB	CS	OBP	SLG	OPS	E
1989	CHC, SF	.100	4	10	1	1	0	0	0	0	1	0	0	1	2	0	0	.182	.100	.282	0
1996	NY, BAL	.250	4	12	1	3	0	1	0	0	0	0	0	1	3	0	0	.308	.417	.724	0
1998	NY, CLE	.250	3	8	2	2	0	0	0	0	0	0	0	1	0	0	0	.333	.250	.583	0
1999	NY, BOS	.250	3	8	0	2	0	0	0	0	0	0	0	0	2	0	0	.250	.250	.500	0
<b>LCS</b>	<b>Totals</b>	<b>.211</b>	<b>14</b>	<b>38</b>	<b>4</b>	<b>8</b>	<b>0</b>	<b>1</b>	<b>0</b>	<b>0</b>	<b>1</b>	<b>0</b>	<b>0</b>	<b>3</b>	<b>7</b>	<b>0</b>	<b>0</b>	<b>.268</b>	<b>.263</b>	<b>.531</b>	<b>0</b>

## GIRARDI'S WORLD SERIES STATISTICS

YEAR	CLUB, OPP	AVG	G	AB	R	H	2B	3B	HR	RBI	SH	SF	HP	BB	SO	SB	CS	OBP	SLG	OPS	E
1996	NY, ATL	.200	4	10	1	2	0	1	0	1	1	0	0	1	2	0	0	.273	.400	.673	0
1998	NY, SD	.000	2	6	0	0	0	0	0	0	0	0	0	0	2	0	0	.000	.000	.000	0
1999	NY, ATL	.286	2	7	1	2	0	0	0	0	1	0	0	0	1	0	0	.286	.286	.571	0
<b>WS</b>	<b>Totals</b>	<b>.174</b>	<b>8</b>	<b>23</b>	<b>2</b>	<b>4</b>	<b>0</b>	<b>1</b>	<b>0</b>	<b>1</b>	<b>2</b>	<b>0</b>	<b>0</b>	<b>1</b>	<b>5</b>	<b>0</b>	<b>0</b>	<b>.208</b>	<b>.261</b>	<b>.469</b>	<b>0</b>

## GIRARDI'S ALL-STAR GAME STATISTICS

YEAR	CLUB, SITE	AVG	G	AB	R	H	2B	3B	HR	RBI	SH	SF	HP	BB	SO	SB	CS	OBP	SLG	OPS	E
2000	NL, ATL	Did not play																			



### BEST WINNING PCT, ACTIVE ML MANAGERS (min. 500 games managed)

1.	Dave Roberts	.605
2.	Mike Matheny	.555
3.	<b>JOE GIRARDI</b>	<b>.554</b>

### MOST WINS, ACTIVE ML MANAGERS

1.	Dusty Baker	1,863
2.	Terry Francona	1,667
3.	Joe Maddon	1,252
4.	Bob Melvin	1,224
5.	Ron Gardenhire	1,179
6.	<b>JOE GIRARDI</b>	<b>988</b>

### ACTIVE ML MANAGERS WITH A WORLD SERIES CHAMPIONSHIP

Terry Francona	2004 & 2007 (BOS)
<b>JOE GIRARDI</b>	<b>2009 (NYY)</b>
Joe Maddon	2016 (CHI)
Dave Martinez	2019 (WSH)



# ROB THOMSON

59

## BENCH COACH

**B-T:** R-R  
**HT:** 6-0; **WT:** 200  
**OPENING DAY AGE:** 56  
**BORN:** August 16, 1963, Stratford, Ontario, Canada  
**RESIDES:** Stratford, Ontario, Canada

2020 PHILLIES

### MANAGING/COACHING CAREER

- Named Phillies bench coach on 12/5/17; also coordinates spring training
- Spent 28 years as member of the NYY organization (1990-2017), including 10 on the ML coaching staff as the bench coach (2008, 2015-17) and 3rd base coach (2009-14)
- Stood in as manager for Joe Girardi for 3 games in 2008, and was believed to be the first Canadian to manage or stand in to manage a ML game since 1934 (PIT's George "Mooney" Gibson)
- Went 1-2 in those games as manager, although the totals counted toward Girardi's managerial record
- Served as NYY's major league field coordinator in 2007 after spending three seasons (2004-06) as a special assignment instructor
- Was named NYY's director of player development in 2000, holding the position until his promotion to vice president of minor league development prior to 2003
- Moved into NYY's front office as a field coordinator in 1998 after spending two seasons (1996-97) as 3rd base coach for Columbus (AAA)

- Spent the 1995 season as manager of Oneonta (A) in the New York-Penn League after spending five years (1990-94) as a coach in NYY's minor league system
- Joined the NYY organization in 1990 as a 3rd base coach for Fort Lauderdale (A)
- Represented DET at an MLB clinic in 1989
- Coached briefly in DET's minor league system during the 1988 season

### PLAYING CAREER

- Selected by DET in the 32nd round of the June 1985 draft
- Played four minor league seasons in DET's farm system from 1985-88
- Played in 136 games as a catcher, 55 at 3rd base, 4 at 1st base and 1 each at 2nd base and pitcher

### PERSONAL

Robert Lewis Thomson... Married Michele Wilker (2/7/87); has two daughters, Jacqueline and Christina... Played baseball for one year at St. Clair County Community College (MI) before transferring to the University of Kansas... Was a 2019 inductee into the Canadian Baseball Hall of Fame.

### ROB THOMSON'S CAREER STATISTICS

YEAR	CLUB	AVG	G	AB	R	H	2B	3B	HR	RBI	SH	SF	HP	BB	SO	SB	CS	OBP	SLG	OPS	E
1985	Bristol	.000	2	5	0	0	0	0	0	0	0	0	0	1	3	0	0	.167	.000	.167	0
	Gastonia	.187	39	123	7	23	5	0	1	10	1	0	1	8	24	0	2	.242	.252	.494	16
1986	Gastonia	.252	94	298	42	75	11	1	4	38	1	2	2	48	44	1	3	.357	.336	.693	15
	Lakeland	.182	8	22	2	4	1	0	1	4	0	0	0	2	0	0	0	.182	.364	.545	3
1987	Lakeland	.228	71	206	21	47	12	0	1	22	6	1	0	25	30	2	0	.310	.301	.611	5
1988	Lakeland	.000	2	7	0	0	0	0	0	0	0	0	0	2	0	0	0	.000	.000	.000	0
<b>Minors Totals</b>		<b>.225</b>	<b>216</b>	<b>661</b>	<b>72</b>	<b>149</b>	<b>29</b>	<b>1</b>	<b>7</b>	<b>74</b>	<b>8</b>	<b>3</b>	<b>3</b>	<b>82</b>	<b>105</b>	<b>3</b>	<b>5</b>	<b>.312</b>	<b>.304</b>	<b>.617</b>	<b>39</b>

### THOMSON'S MANAGERIAL RECORD

YEAR	CLUB	LEAGUE	W-L	POSITION
1995	Oneonta	New York-Penn	34-41	4th



# BRYAN PRICE

19

## PITCHING COACH

**B-T:** L-L  
**HT:** 6-3; **WT:** 220  
**OPENING DAY AGE:** 57  
**BORN:** June 22, 1962, San Francisco, CA  
**RESIDES:** Scottsdale, AZ

### MANAGING/COACHING CAREER

- Named Phillies pitching coach on 10/31/19; previously worked for the club in 2009 as a pitching consultant
- Managed CIN for 5 seasons (2014-18) and went 279-387 (.419) in that position
- Was part of the 2015 NL All-Star coaching staff at Great American Ball Park
- Spent 4 seasons (2010-13) as CIN's pitching coach under manager Dusty Baker
- In 2012 and 2013, CIN pitchers established club records for SO (1,248 and 1,296, respectively)
- Prior to his 9 years in CIN, worked 10 seasons as pitching coach for ARI (2006-09) and SEA (2000-05)
- Worked under manager Bob Melvin for 6 years in SEA (2003-04) and ARI (2006-09) and resigned on 5/8/09 when Melvin was relieved of his duties as ARI's manager
- Won Major League Coach of the Year honors from *Baseball America* in 2007 after ARI's pitching staff posted a 4.13 ERA, 4th-best in the NL
- His 2008 starting staff led MLB in quality starts (95), ranked 2nd in the NL in wins (65) and 4th in ERA (3.95)
- With SEA in 2001, earned *USA Today Baseball Weekly's* Pitching Coach of the Year Award after the team led the majors in ERA (3.54) and innings pitched (1,465.0)
- Voted Major League Baseball's Coach of the Year by *Baseball Prospectus* in 2000

- Spent 11 years in SEA's player development system as both the pitching coordinator (1998-99) and pitching coach for Memphis (1997), Port City (1996), Everett (1995), Bellingham (1992 & 1994), Riverside (1993), Peninsula (1991) and the rookie-level Arizona League team (1989-90)

### PLAYING CAREER

- Was selected by MIN in the 21st round of the June 1980 draft and by BAL in the 7th round of the June 1983 draft, but did not sign
- Signed with CAL after he was selected in the 8th round of the June 1984 draft
- Prior to the 1987 season, had left elbow surgery and was released at the end of spring training
- Signed by SEA as a free agent and pitched for two more seasons

### PERSONAL

Bryan Roberts Price... Married, wife's name is Judy; has one daughter, Amber... 1980 graduate of Tamalpais High School (CA), where he was All-State as a senior... Pitched for the University of California at Berkeley, where he was an All-Pac-10 Second-Team selection 3 times, club MVP in 1983 and team captain as a senior in 1984... Is still the school's all-time leader in innings pitched (374.2, 1981-84)... Is enshrined in Cal's Hall of Fame and in the Marin County Athletic Hall of Fame... Is featured in the book *Guiding Lights* under the chapter "Life-changing teachers and mentors."

### BRYAN PRICE'S CAREER STATISTICS

YEAR	CLUB	W-L	ERA	G	GS	CG	SHO	SV	IP	H	R	ER	HR	HB	BB	SO	WP	BK
1984	Redwood	2-2	2.28	7	7	1	1	0	51.1	40	18	13	0	3	29	43	4	0
	Salem	0-2	3.71	4	4	0	0	0	26.2	32	14	11	0	0	14	29	2	1
1985	Midland	2-4	6.05	12	12	1	0	0	58.0	73	44	39	14	4	38	37	4	0
	Redwood	8-1	2.20	12	12	4	1	0	86.0	67	26	21	2	3	53	109	3	0
1986	Midland	4-1	4.62	6	6	1	0	0	37.0	43	19	19	2	2	17	21	3	0
	Palm Springs	5-2	2.71	10	10	1	1	0	63.0	51	23	19	3	6	19	55	10	1
1988	Calgary	2-1	6.32	6	5	0	0	0	31.1	40	22	21	1	2	19	21	1	3
	Vermont	5-4	3.44	18	14	2	1	0	81.0	66	40	31	3	4	37	66	4	4
1989	Calgary	0-1	5.54	5	3	0	0	0	13.0	17	8	1	0	9	10	1	0	
	Williamsport	3-1	4.97	10	2	0	0	1	29.0	32	18	16	4	0	15	24	0	0
<b>Minors Totals</b>		<b>31-19</b>	<b>3.74</b>	<b>90</b>	<b>75</b>	<b>10</b>	<b>4</b>	<b>1</b>	<b>476.1</b>	<b>461</b>	<b>232</b>	<b>198</b>	<b>30</b>	<b>24</b>	<b>250</b>	<b>415</b>	<b>32</b>	<b>9</b>

### PRICE'S MANAGERIAL RECORD

YEAR	CLUB	LEAGUE	W-L	POSITION
2014	CINCINNATI	NATIONAL	76-86	4th
2015	CINCINNATI	NATIONAL	64-98	5th
2016	CINCINNATI	NATIONAL	68-94	5th
2017	CINCINNATI	NATIONAL	68-94	5th
2018	CINCINNATI	NATIONAL	3-15	-
<b>ML</b>	<b>Totals</b>		<b>279-387</b>	<b>.419</b>





# DAVE LUNDQUIST

94

## ASSISTANT PITCHING COACH

**B-T:** R-R  
**HT:** 6-2; **WT:** 240  
**OPENING DAY AGE:** 46  
**BORN:** June 4, 1973, Beverly, MA  
**RESIDES:** Hickory, NC

2020 PHILLIES

### COACHING CAREER

- Was promoted to his current position on 11/16/18, his first major league coaching job
- Spent 11 years on the Phillies player development staff as a pitching coach for Lehigh Valley (AAA, 2016-18), Reading (AA, 2013-15), Clearwater (A, 2009-12) and Lakewood (A, 2008)
- In 2011, Clearwater's staff led the Florida State League in ERA (3.52) and SO (1,117)
- Worked 3 seasons in PIT's minor league system as a coach for Hickory (A, 2006-07) and Williamsport (A, 2005)

### PLAYING CAREER

- Was originally selected by CWS in the 5th round of the June 1993 draft
- Appeared in 37 ML games (all in relief) for CWS (1999) and SD (2001-02)
- Pitched in 6 games for Hiroshima in Japan in 2003

### PERSONAL

David Bruce Lundquist Jr... Married Marla Martin (6/1/96); has three kids: Ally (4/19/00) and twins Brynn and Brett (6/10/04)... 1991 graduate of Carson City High School (NV)... Attended UNLV (NV) and Cochise Community College (AZ)... **Hobbies:** Fishing, watching movies and spending time with family.

### DAVE LUNDQUIST'S CAREER STATISTICS

YEAR	CLUB	W-L	ERA	G	GS	CG	SHO	SV	IP	H	R	ER	HR	HB	BB	SO	WP	BK	AVG
1993	GCL White Sox	5-3	3.14	11	10	0	0	0	63.0	70	26	22	0	4	15	40	2	2	.285
1994	Hickory	13-10	3.48	27	27	3	2	0	178.2	170	88	69	15	12	43	133	8	2	.244
1995	South Bend	8-4	3.58	18	18	5	1	0	118.0	107	54	47	4	5	38	60	3	0	.244
1996	Prince William	0-2	5.67	5	5	0	0	0	27.0	31	17	17	2	1	14	23	2	1	.284
	GCL White Sox	1-1	2.63	3	3	0	0	0	13.2	8	4	4	1	0	2	16	0	0	.170
1997	Winston-Salem	3-1	6.75	20	6	0	0	0	48.0	65	41	36	7	3	23	39	2	2	.328
	Birmingham	0-0	8.78	7	0	0	0	0	13.1	26	20	13	3	0	5	15	0	0	.388
1998	Winston-Salem	1-0	2.53	6	0	0	0	0	10.2	9	4	3	0	0	3	9	0	0	.237
	Birmingham	1-1	3.29	33	0	0	0	10	41.0	28	15	15	1	2	15	41	1	0	.193
	Calgary	3-0	3.60	12	0	0	0	2	15.0	12	6	6	0	1	7	12	1	0	.222
1999	CHICAGO (AL)	1-1	8.59	17	0	0	0	0	22.0	28	21	21	3	1	12	18	0	0	.315
	Charlotte	0-0	0.00	3	0	0	0	0	3.2	3	0	0	0	0	1	4	1	0	.231
2000	Aberdeen	4-3	9.07	21	0	0	0	0	41.2	69	49	42	11	4	17	32	5	0	.363
2001	Portland	4-7	3.11	50	0	0	0	7	63.2	59	25	22	6	1	20	67	3	0	.246
	SAN DIEGO	0-1	5.95	17	0	0	0	0	19.2	20	13	13	1	1	7	19	2	1	.260
2002	Portland	1-4	5.63	30	0	0	0	21	32.0	28	21	20	6	0	15	31	0	0	.235
	SAN DIEGO	0-0	16.88	3	0	0	0	0	2.2	8	5	5	0	1	5	0	0	0	.615
2003	Hiroshima (Japan)	0-0	8.22	6	0	0	0	0	7.2	14	10	7	0	0	4	3	0	0	---
2004	Altoona	3-2	5.75	15	0	0	0	0	20.1	21	13	13	2	2	8	15	3	0	.256
	Hickory	4-0	0.93	10	0	0	0	0	19.1	11	2	2	0	2	5	21	1	0	.159
<b>Minors Totals</b>		<b>51-38</b>	<b>4.20</b>	<b>271</b>	<b>69</b>	<b>8</b>	<b>3</b>	<b>40</b>	<b>709.0</b>	<b>717</b>	<b>385</b>	<b>331</b>	<b>58</b>	<b>37</b>	<b>231</b>	<b>558</b>	<b>32</b>	<b>7</b>	<b>---</b>
<b>AL</b>	<b>Totals</b>	<b>1-1</b>	<b>8.59</b>	<b>17</b>	<b>0</b>	<b>0</b>	<b>0</b>	<b>0</b>	<b>22.0</b>	<b>28</b>	<b>21</b>	<b>21</b>	<b>3</b>	<b>1</b>	<b>12</b>	<b>18</b>	<b>0</b>	<b>0</b>	<b>.315</b>
<b>NL</b>	<b>Totals</b>	<b>0-1</b>	<b>7.25</b>	<b>20</b>	<b>0</b>	<b>0</b>	<b>0</b>	<b>0</b>	<b>22.1</b>	<b>28</b>	<b>18</b>	<b>18</b>	<b>1</b>	<b>2</b>	<b>12</b>	<b>19</b>	<b>2</b>	<b>1</b>	<b>.311</b>
<b>ML</b>	<b>Totals</b>	<b>1-2</b>	<b>7.92</b>	<b>37</b>	<b>0</b>	<b>0</b>	<b>0</b>	<b>0</b>	<b>44.1</b>	<b>56</b>	<b>39</b>	<b>39</b>	<b>4</b>	<b>3</b>	<b>24</b>	<b>37</b>	<b>2</b>	<b>1</b>	<b>.313</b>



# JOE DILLON

33

## HITTING COACH

**B-T:** R-R  
**HT:** 6-2; **WT:** 225  
**OPENING DAY AGE:** 44  
**BORN:** August 2, 1975, Modesto, CA  
**RESIDES:** Rockwall, TX

### COACHING CAREER

- Named Phillies hitting coach on 11/21/19
- Spent the previous two seasons (2018-19) as WSH's assistant hitting coach
- Worked two seasons (2016-17) as the minor league hitting coordinator for MIA
- Served as the hitting coach for Syracuse (AAA) for two years (2014-15) in WSH's minor league system
- Coached for his alma mater, Texas Tech University, in 2003 while recovering from back surgery

### PLAYING CAREER

- Selected by KC in the 7th round of the June 1997 draft
- Taken by MIN in the 2001 Rule 5 draft
- Played as an infielder in 5 organizations over 12 seasons: KC (1997-01), MIN (2002), FLA (2004-05), MIL (2007-08) and TB (2009-10)

- In 2004 with Albuquerque (AAA), ranked T-2nd in the Pacific Coast League in XBH (70), T-6th in runs (96), 8th in total bases (268) and T-8th in HR (33)
- Played the 2006 season for the Yomiuri Giants in Japan

### PERSONAL

Joseph William Dillon... Married Tilleri Garland; has two sons, Cole (9/25/02) and Bray (1/14/09)... 1993 graduate of Cardinal Newman High School (CA), where he played baseball, soccer and basketball... 1997 graduate of Texas Tech University, where he earned his degree in exercise and sports sciences; also attended Santa Rosa Junior College (CA)... In his senior season, set a Texas Tech record with 33 HR as he played a key role in the Red Raiders securing the inaugural Big 12 regular season title... Was named the Big 12 Player of the Year and an All-American in 1997... Was inducted into the Texas Tech Athletics Hall of Fame in 2008...  
**Hobbies:** Golf and fishing.

### JOE DILLON'S CAREER STATISTICS

YEAR	CLUB	AVG	G	AB	R	H	2B	3B	HR	RBI	SH	SF	HP	BB	SO	SB	CS	OBP	SLG	OPS	E
1997	Spokane	.214	19	70	6	15	3	0	2	6	0	1	5	13	1	0	.276	.343	.619	-	
1998	Lansing	.261	73	268	37	70	17	2	15	43	4	0	0	36	57	9	2	.349	.507	.856	7
1999	Wilmington	.264	134	503	73	133	31	2	16	90	2	5	7	59	124	9	6	.347	.429	.776	27
2000	Omaha	.282	45	149	19	42	11	2	1	11	0	0	2	17	26	1	0	.363	.403	.766	4
	Wichita	.318	62	220	35	70	16	2	10	43	2	5	7	39	38	0	0	.428	.545	.973	8
2001	Wichita	.287	101	369	62	106	19	3	15	59	1	3	8	36	60	4	3	.361	.477	.838	16
2002	Edmonton	.167	6	18	5	3	1	0	0	0	0	0	0	2	2	1	0	.250	.222	.472	0
	New Britain	.262	103	344	47	90	20	2	9	50	0	4	6	54	62	3	1	.368	.410	.778	19
2004	Albuquerque	.325	108	403	96	131	33	7	30	86	0	9	10	46	85	12	3	.400	.665	1.065	17
	Carolina	.342	33	117	26	40	13	0	9	31	0	1	4	14	29	3	2	.426	.684	1.110	3
2005	FLORIDA	.167	27	36	6	6	1	0	1	1	1	0	1	1	8	0	0	.211	.278	.488	1
	Albuquerque	.360	98	350	80	126	21	1	24	72	0	6	12	57	59	11	1	.459	.631	1.090	14
2006	Yomiuri (Japan)	.195	31	87	9	17	3	1	2	7	0	0	0	8	17	0	0	.263	.322	.585	3
2007	MILWAUKEE	.342	39	76	12	26	8	2	0	10	0	0	1	5	14	0	0	.390	.500	.890	0
	Nashville	.317	94	319	69	101	28	2	20	73	0	7	2	50	34	6	1	.405	.605	1.010	8
2008	MILWAUKEE	.213	56	75	13	16	3	0	1	6	1	0	1	13	21	1	0	.337	.293	.630	1
	Nashville	.263	46	171	35	45	8	1	5	23	0	3	3	29	30	1	2	.374	.409	.783	5
2009	TAMPA BAY	.300	15	30	4	9	0	0	1	2	0	0	2	3	4	0	0	.400	.400	.800	0
	Durham	.244	35	123	18	30	5	0	2	13	0	4	6	14	17	4	0	.340	.333	.673	2
2010	Durham	.262	96	351	58	92	23	0	9	57	2	6	7	34	56	5	0	.334	.405	.739	11
<b>Minors Totals</b>		<b>.290</b>	<b>1053</b>	<b>3775</b>	<b>666</b>	<b>1094</b>	<b>249</b>	<b>24</b>	<b>167</b>	<b>657</b>	<b>11</b>	<b>53</b>	<b>75</b>	<b>492</b>	<b>692</b>	<b>70</b>	<b>21</b>	<b>.378</b>	<b>.501</b>	<b>.879</b>	<b>139</b>
<b>AL Totals</b>		<b>.300</b>	<b>15</b>	<b>30</b>	<b>4</b>	<b>9</b>	<b>0</b>	<b>0</b>	<b>1</b>	<b>2</b>	<b>0</b>	<b>0</b>	<b>2</b>	<b>3</b>	<b>4</b>	<b>0</b>	<b>0</b>	<b>.400</b>	<b>.400</b>	<b>.800</b>	<b>0</b>
<b>NL Totals</b>		<b>.257</b>	<b>122</b>	<b>187</b>	<b>31</b>	<b>48</b>	<b>12</b>	<b>2</b>	<b>2</b>	<b>17</b>	<b>2</b>	<b>0</b>	<b>3</b>	<b>19</b>	<b>43</b>	<b>1</b>	<b>0</b>	<b>.335</b>	<b>.374</b>	<b>.709</b>	<b>2</b>
<b>ML Totals</b>		<b>.263</b>	<b>137</b>	<b>217</b>	<b>35</b>	<b>57</b>	<b>12</b>	<b>2</b>	<b>3</b>	<b>19</b>	<b>2</b>	<b>0</b>	<b>5</b>	<b>22</b>	<b>47</b>	<b>1</b>	<b>0</b>	<b>.344</b>	<b>.378</b>	<b>.722</b>	<b>2</b>



# PEDRO GUERRERO

95

ASSISTANT HITTING COACH

@PedroG0312

**B-T:** R-R

**HT:** 6-1; **WT:** 177

**OPENING DAY AGE:** 31

**BORN:** December 3, 1988, San Pedro de Macoris, DR

**RESIDES:** Ogden, UT

2020 PHILLIES

## COACHING CAREER

- Named to his current position on 11/22/17, his first ML coaching assignment
- Spent 2 seasons (2016-17) as bench coach for the Ogden Raptors, a rookie-level affiliate of LAD

## PLAYING CAREER


- Former infielder who played professionally for 8 seasons (2006-13) in LAD's minor league system
- Originally signed by LAD as an amateur free agent on 7/10/06

## PERSONAL

Pedro Manuel Guerrero... Married Paola Zelenia Rivas (7/28/10); has three daughters: Jaslene (2/8/08), Leah (7/26/11) and Jaylie (12/20/13)... **Hobbies:** Spending time with family, watching movies with his daughters, jet skiing and woodworking.

## PEDRO GUERRERO'S CAREER STATISTICS

YEAR	CLUB	AVG	G	AB	R	H	2B	3B	HR	RBI	SH	SF	HP	BB	SO	SB	CS	OBP	SLG	OPS	E
2006	DSL Dodgers	.139	29	101	4	14	4	0	1	6	1	0	1	3	36	3	1	.171	.208	.379	11
2007	DSL Dodgers	.288	56	198	35	57	11	1	1	28	3	2	6	21	33	8	10	.370	.369	.739	14
2008	GCL Dodgers	.263	32	118	17	31	7	0	2	13	2	2	2	8	33	2	3	.315	.373	.688	12
2009	Ogden	.259	62	232	36	60	13	1	4	29	1	1	4	9	65	3	1	.297	.375	.672	23
2010	Albuquerque	.500	2	2	0	1	0	0	0	0	0	0	0	0	0	0	0	.500	.500	1.000	0
	Great Lakes	.167	13	42	4	7	3	0	0	3	1	0	0	1	13	0	0	.186	.238	.424	2
	Ogden	.230	31	113	20	26	8	1	3	22	1	4	2	7	29	2	3	.278	.398	.676	9
2011	Rancho Cuca.	.274	39	117	16	32	6	3	0	4	2	1	0	10	30	2	3	.328	.376	.704	6
2012	Rancho Cuca.	.150	7	20	2	3	1	0	0	0	1	0	0	0	7	0	0	.150	.200	.350	3
	Great Lakes	.225	90	293	38	66	15	3	10	42	7	5	5	16	91	7	1	.273	.399	.672	14
2013	Chattanooga	---	1	0	0	0	0	0	0	0	0	0	0	0	0	0	0	---	---	---	0
	Rancho Cuca.	.199	49	146	20	29	4	0	2	16	2	1	0	10	47	2	1	.248	.267	.516	16
<b>Minors Totals</b>		<b>.236</b>	<b>411</b>	<b>1382</b>	<b>192</b>	<b>326</b>	<b>72</b>	<b>9</b>	<b>23</b>	<b>163</b>	<b>21</b>	<b>16</b>	<b>20</b>	<b>85</b>	<b>384</b>	<b>29</b>	<b>23</b>	<b>.287</b>	<b>.351</b>	<b>.638</b>	<b>110</b>



# PACO FIGUEROA

38

FIRST BASE COACH

@paquifg

**B-T:** R-R  
**HT:** 5-11; **WT:** 180  
**OPENING DAY AGE:** 37  
**BORN:** February 19, 1983, Miami, FL  
**RESIDES:** Miami, FL

## COACHING CAREER

- Named outfield/baserunning coach on 11/6/18, his first ML coaching position; had 1st base duties added on 1/15/19
- Served as minor league hitting coordinator for LAD for 3 seasons (2016-18)
- Was a coach for Team Spain in the 2017 World Baseball Classic

## PLAYING CAREER

- Selected by BAL in the 9th round of the June 2005 draft; had previously been drafted by ATL in 2001 (42nd round), but did not sign

- Played six years in BAL's minor league system before spending the 2011 season with the Phillies at Reading (AA)
- Played for Spain in the 2013 World Baseball Classic
- In 2006, was selected to the Carolina League All-Star team

## PERSONAL

Francisco Figueroa... 2001 graduate of Gulliver Preparatory School (FL), where he played baseball and basketball... Attended the University of Miami... Was teammates with his identical twin brother, Daniel, after both were selected by BAL in the June 2005 draft and also in the World Baseball Classic... **Hobbies:** Exercise, golf, deep-sea fishing, yoga and axe-throwing.

## PACO FIGUEROA'S CAREER STATISTICS

YEAR	CLUB	AVG	G	AB	R	H	2B	3B	HR	RBI	SH	SF	HP	BB	SO	SB	CS	OBP	SLG	OPS	E
2005	Delmarva	.307	40	150	30	46	7	2	0	12	2	0	5	24	25	6	3	.419	.380	.799	4
2006	Frederick	.284	90	345	62	98	17	2	4	28	9	1	10	30	46	20	13	.358	.380	.738	20
2007	Bowie	.280	95	350	60	98	19	2	1	19	9	0	4	43	52	15	11	.365	.354	.719	12
2008	Aberdeen	.267	10	30	6	8	2	0	0	2	1	0	0	6	1	2	0	.389	.333	.722	1
	Delmarva	.314	22	86	12	27	4	0	0	8	0	3	1	8	16	4	1	.367	.360	.727	1
2009	GCL Orioles	.286	6	21	5	6	1	1	0	5	0	0	0	4	1	2	0	.400	.429	.829	0
	Bowie	.305	62	226	32	69	18	6	0	28	4	1	2	30	37	13	3	.390	.438	.828	0
2010	Bowie	.306	28	108	14	33	4	2	1	10	2	3	2	7	25	2	2	.350	.407	.757	2
	Norfolk	.266	90	297	32	79	16	1	2	26	10	1	3	21	40	8	6	.320	.347	.667	8
2011	Reading	.259	68	185	25	48	8	1	0	17	4	1	3	32	29	6	4	.376	.314	.690	2
2012	South. MD (Ind.)	.264	69	269	40	71	15	0	2	29	5	3	5	26	39	7	2	.337	.342	.679	13
<b>Minors Totals</b>		<b>.285</b>	<b>511</b>	<b>1798</b>	<b>278</b>	<b>512</b>	<b>96</b>	<b>17</b>	<b>8</b>	<b>155</b>	<b>41</b>	<b>10</b>	<b>30</b>	<b>205</b>	<b>272</b>	<b>78</b>	<b>43</b>	<b>.366</b>	<b>.370</b>	<b>.736</b>	<b>50</b>

## FIGUEROA'S WORLD BASEBALL CLASSIC STATISTICS

YEAR	CLUB	AVG	G	AB	R	H	2B	3B	HR	RBI	SH	SF	HP	BB	SO	SB	CS	OBP	SLG	OPS	E
2013	Spain	.083	3	12	1	1	0	0	0	0	-	-	-	-	6	0	-	.214	.083	.298	-



# DUSTY WATHAN

62

THIRD BASE COACH

@dustywathan62

**B-T:** R-R  
**HT:** 6-4; **WT:** 225  
**OPENING DAY AGE:** 46  
**BORN:** August 22, 1973, Jacksonville, FL  
**RESIDES:** Charlotte, NC

2020 PHILLIES

## MANAGING/COACHING CAREER

- Named Phillies 3rd base coach on 11/10/17, his first ML coaching assignment
- Spent 10 years as a manager in the Phillies minor league system
- Managed Lehigh Valley (AAA) to a 2017 playoff berth in his only season with the club
- Is Reading's (AA) all-time winningest manager (373-335, .527)
- Named Eastern League Manager of the Year two consecutive seasons (2015-16)
- Led Reading to back-to-back Eastern Division titles (2015-16) with 2015 being its first since 2001; also managed Reading to the playoffs in 2012
- Was the only manager to lead Reading for 5 straight seasons
- Prior to Reading, managed two years (2010-11) for Clearwater (A), one (2009) for Lakewood (A) and one (2008) for Williamsport (A)
- Managed in the Arizona Fall League in 2012
- Led Lakewood to the 2009 South Atlantic League championship and was named SAL Manager of the Year

## PLAYING CAREER

- Played professionally for 14 years
- Was originally signed by SEA in 1994 as a non-drafted free agent
- Played in the farm systems of SEA (1994-2000), FLA (2001), MIL (2002), KC (2002), CLE (2003-05) and the Phillies (2006-07)
- Appeared in over 1,000 minor league games
- Made his ML debut in 2002 with KC, going 3-for-5 with an RBI in 3 games
- Spent the 2001 season with Portland (AA), where he played alongside his brother Derek
- Played his final two seasons in the Phillies minor league system

## PERSONAL

Dustin James Wathan... Married Heidi Stahl (1/2/99); has two daughters, Elle (4/11/01) and Maeve (12/30/05) and two sons, Huck (11/7/02) and Gus (10/22/09)... 1991 graduate of Blue Springs High School (MO), where he played baseball... Attended Cerritos College (CA)... His father, John Wathan, played for and managed KC, and his brother, Derek, played parts of 11 minor league seasons... **Hobby:** Spending time with his kids.

## DUSTY WATHAN'S CAREER BATTING STATISTICS

YEAR	CLUB	AVG	G	AB	R	H	2B	3B	HR	RBI	SH	SF	HP	BB	SO	SB	CS	OBP	SLG	OPS	E
1994	AZL Mariners	.209	35	86	14	18	2	0	1	7	0	0	3	11	13	0	0	.320	.267	.587	7
1995	Wisconsin	.091	5	11	1	1	0	0	1	3	0	0	1	0	3	0	0	.167	.364	.530	0
	Everett	.271	53	181	32	49	9	1	6	25	1	0	7	17	26	2	1	.356	.431	.787	8
1996	Lancaster	.260	74	246	41	64	10	1	8	40	3	1	6	26	65	1	1	.344	.407	.751	8
1997	Lancaster	.297	56	202	27	60	17	0	4	35	1	1	7	21	51	0	1	.381	.441	.822	7
	Memphis	.268	49	149	20	40	4	1	4	19	0	1	5	19	28	1	1	.368	.389	.757	4
1998	Tacoma	.294	19	51	6	15	1	1	0	8	2	0	2	6	10	0	0	.390	.353	.743	1
	Orlando	.256	69	234	32	60	10	0	2	21	2	2	15	28	39	3	1	.369	.325	.694	1
1999	New Haven	.279	96	333	37	93	16	2	4	37	4	1	12	24	60	4	1	.349	.375	.724	8
2000	Tacoma	.325	64	203	25	66	12	0	3	29	4	1	12	15	28	0	2	.403	.429	.831	2
2001	Portland	.269	55	134	24	36	10	0	2	21	1	0	17	13	28	0	1	.402	.388	.790	3
2002	Huntsville	.160	9	25	2	4	2	0	0	2	0	0	2	2	4	0	0	.276	.240	.516	1
	Omaha	.288	49	160	22	46	9	1	1	26	3	1	10	16	36	1	1	.385	.375	.760	4
	KANSAS CITY	.600	3	5	1	3	1	0	0	1	0	0	1	0	1	0	0	.667	.800	1.467	0
2003	Akron	.273	9	33	3	9	2	0	0	4	0	2	0	0	4	0	0	.257	.333	.590	0
	Buffalo	.277	61	188	21	52	7	0	2	15	2	0	5	18	31	3	0	.355	.346	.701	1
2004	Buffalo	.303	77	238	41	72	15	1	1	24	2	1	13	17	30	3	0	.379	.387	.766	4
2005	Buffalo	.262	83	256	41	67	9	0	14	51	4	2	14	24	51	2	2	.355	.461	.816	5
2006	Scranton	.239	80	238	25	57	10	0	5	27	4	2	8	21	47	1	0	.320	.345	.664	4
2007	Ottawa	.272	75	243	24	66	14	1	0	23	2	2	12	18	39	3	1	.349	.337	.687	4
	Reading	.400	1	5	1	2	0	0	0	0	0	0	0	0	0	0	0	.400	.400	.800	0
<b>Minors Totals</b>		<b>.273</b>	<b>1019</b>	<b>3216</b>	<b>439</b>	<b>877</b>	<b>159</b>	<b>9</b>	<b>58</b>	<b>417</b>	<b>35</b>	<b>17</b>	<b>151</b>	<b>296</b>	<b>593</b>	<b>24</b>	<b>13</b>	<b>.360</b>	<b>.382</b>	<b>.742</b>	<b>72</b>
<b>ML</b>	<b>Totals</b>	<b>.600</b>	<b>3</b>	<b>5</b>	<b>1</b>	<b>3</b>	<b>1</b>	<b>0</b>	<b>0</b>	<b>1</b>	<b>0</b>	<b>0</b>	<b>1</b>	<b>0</b>	<b>1</b>	<b>0</b>	<b>0</b>	<b>.667</b>	<b>.800</b>	<b>1.467</b>	<b>0</b>

## WATHAN'S CAREER PITCHING STATISTICS

YEAR	CLUB	W-L	ERA	G	GS	CG	SHO	SV	IP	H	R	ER	HR	HB	BB	SO	WP	BK
2003	Buffalo	0-0	0.00	1	0	0	0	0	0.1	0	0	0	0	0	0	0	0	0
2004	Buffalo	0-0	0.00	2	0	0	0	0	2.0	0	0	0	0	0	2	0	0	0
<b>Minors Totals</b>		<b>0-0</b>	<b>0.00</b>	<b>3</b>	<b>0</b>	<b>0</b>	<b>0</b>	<b>0</b>	<b>2.1</b>	<b>0</b>	<b>0</b>	<b>0</b>	<b>0</b>	<b>0</b>	<b>2</b>	<b>0</b>	<b>0</b>	<b>0</b>

## WATHAN'S MANAGERIAL RECORD

YEAR	CLUB	LEAGUE	W-L	POSITION
2008	Williamsport	New York-Penn	38-37	T-3rd
2009	Lakewood	South Atlantic	78-58	2nd
2010	Clearwater	Florida State	67-72	T-3rd/5th
2011	Clearwater	Florida State	75-69	2nd/3rd
2012	Reading	Eastern	76-66	2nd
2013	Reading	Eastern	62-80	6th
2014	Reading	Eastern	66-76	6th
2015	Reading	Eastern	80-61	1st
2016	Reading	Eastern	89-52	1st
2017	Lehigh Valley	International	80-62	2nd
<b>Minors</b>	<b>Totals</b>		<b>711-633</b>	<b>.531</b>





# JUAN CASTRO

91

## INFIELD COACH

**B-T:** R-R

**HT:** 5-11; **WT:** 190

**OPENING DAY AGE:** 47

**BORN:** June 20, 1972, Los Mochis, Sinaloa, MX

**RESIDES:** Glendale, AZ

### COACHING CAREER

- Named Phillies infield coach on 11/8/19
- Spent the 2019 season as Phillies minor league infield coordinator
- Was named manager of Team Mexico for the 2020 Summer Olympics in Tokyo
- Worked as the director of operations for Tijuana in the Mexican League and manager for Mexicali in the Mexican Pacific League in 2018
- Held several positions with LAD: major league quality assurance coach (2016-17), minor league infield coordinator (2015) and special assistant to the GM (2012-13)
- Was a coach for Team Mexico in the 2013 World Baseball Classic

### PLAYING CAREER

- Played professionally for 21 seasons (1991-2011)
- Began and ended his ML career with LAD after originally being signed by the club in 1991
- Spent part of the 2010 season with the Phillies, which included starting the final out of the late Roy Halladay's perfect game on 5/29 at FLA
- Defensively, played each infield position in his ML career, with the bulk of the time coming at shortstop (571 G)
- Played for Team Mexico in the inaugural 2006 World Baseball Classic

### PERSONAL

Juan G. Castro... Married Yadira Delgado (9/16/94); has four children: Juan Jr. (5/17/95), Alex (12/10/99), Melissa (11/5/04) and Daniel (3/10/11).



*Juan Castro joins the celebration following Roy Halladay's perfect game on May 29, 2010.*

## JUAN CASTRO'S CAREER STATISTICS

YEAR	CLUB	AVG	G	AB	R	H	2B	3B	HR	RBI	SH	SF	HP	BB	SO	SB	CS	OBP	SLG	OPS	E
1991	Great Falls	.276	60	217	36	60	4	2	1	27	3	2	0	33	31	7	6	.369	.327	.696	21
1992	Bakersfield	.260	113	446	56	116	15	4	4	42	20	7	1	37	64	14	11	.314	.339	.652	38
1993	San Antonio	.276	118	424	55	117	23	8	7	41	17	3	2	30	40	12	11	.325	.417	.742	28
1994	San Antonio	.288	123	445	55	128	25	4	4	44	10	2	1	31	66	4	7	.334	.389	.723	28
1995	Albuquerque	.267	104	341	51	91	18	4	3	43	7	0	0	20	42	4	4	.307	.370	.667	14
	LOS ANGELES(NL)	.250	11	4	0	1	0	0	0	0	0	0	1	1	0	0	.400	.250	.650	0	
1996	Albuquerque	.375	17	56	12	21	4	2	1	8	0	0	1	6	7	1	1	.444	.571	1.016	2
	LOS ANGELES(NL)	.197	70	132	16	26	5	3	0	5	4	0	0	10	27	1	0	.254	.280	.534	3
1997	LOS ANGELES(NL)	.147	40	75	3	11	3	1	0	4	2	0	0	7	20	0	0	.220	.213	.433	1
	Albuquerque	.307	27	101	11	31	5	2	2	11	1	2	0	4	20	1	0	.327	.455	.783	9
1998	LOS ANGELES(NL)	.195	89	220	25	43	7	0	2	14	9	2	0	15	37	0	0	.245	.255	.499	10
1999	Albuquerque	.274	116	423	52	116	25	4	7	51	6	4	0	34	70	2	3	.325	.402	.727	19
	LOS ANGELES(NL)	.000	2	1	0	0	0	0	0	0	0	0	0	0	1	0	0	.000	.000	.000	0
2000	Louisville	.317	19	60	9	19	5	1	2	10	1	1	0	12	12	0	1	.425	.533	.958	4
	CINCINNATI	.241	82	224	20	54	12	2	4	23	4	2	0	14	33	0	2	.283	.366	.649	2
2001	CINCINNATI	.223	96	242	27	54	10	0	3	13	4	2	0	13	50	0	0	.261	.302	.562	8
2002	CINCINNATI	.220	54	82	5	18	3	0	2	11	1	1	0	7	18	0	0	.278	.329	.607	3
	Louisville - a	.176	5	17	2	3	0	0	0	2	1	0	0	1	3	0	0	.222	.176	.399	1
2003	CINCINNATI	.253	113	320	28	81	14	1	9	33	7	3	0	18	58	2	3	.290	.388	.678	5
	Louisville - a	.219	9	32	3	7	0	0	1	5	0	1	0	2	3	0	1	.257	.313	.570	2
2004	CINCINNATI	.244	111	299	36	73	21	2	5	26	2	1	0	14	51	1	0	.277	.378	.655	8
	Louisville - a	.167	5	18	1	3	1	0	0	3	0	1	0	1	2	0	0	.200	.222	.422	1
2005	MINNESOTA	.257	97	272	27	70	18	1	5	33	9	2	0	9	39	0	1	.279	.386	.665	9
2006	MINNESOTA	.231	50	156	10	36	5	2	1	14	1	1	0	6	23	1	1	.258	.308	.565	7
	CINCINNATI	.284	54	95	8	27	5	1	2	14	0	0	0	5	13	0	1	.320	.421	.741	1
2007	CINCINNATI	.180	54	89	5	16	5	0	0	5	3	2	0	4	21	0	0	.211	.236	.446	3
2008	CINCINNATI	.000	7	10	1	0	0	0	0	0	0	0	0	1	0	0	0	.091	.000	.091	0
	Colo. Springs	.300	18	50	8	15	2	0	1	3	0	0	0	4	7	0	0	.352	.400	.752	3
	BALTIMORE	.205	54	151	15	31	6	0	2	16	2	2	1	10	26	0	0	.256	.285	.541	5
2009	Albuquerque	.182	3	11	1	2	0	0	0	0	0	0	0	0	3	0	0	.182	.182	.364	1
	LOS ANGELES(NL)	.277	57	112	18	31	4	0	1	9	2	1	0	6	25	0	0	.311	.339	.650	3
2010	PHILLIES	.198	54	126	7	25	5	0	0	13	1	2	0	7	23	0	1	.237	.238	.475	6
	LOS ANGELES(NL)	.000	1	3	0	0	0	0	0	0	0	0	0	1	2	0	0	.250	.000	.250	0
2011	Albuquerque	.440	9	25	6	11	2	1	0	3	0	0	0	2	5	0	0	.481	.600	1.081	0
	LOS ANGELES(NL)	.286	7	14	2	4	0	0	0	1	0	0	0	1	4	0	0	.333	.286	.619	0
<b>Minors Totals</b>		<b>.278</b>	<b>746</b>	<b>2666</b>	<b>358</b>	<b>740</b>	<b>129</b>	<b>32</b>	<b>33</b>	<b>293</b>	<b>66</b>	<b>23</b>	<b>5</b>	<b>217</b>	<b>375</b>	<b>45</b>	<b>45</b>	<b>.331</b>	<b>.387</b>	<b>.717</b>	<b>171</b>
<b>AL Totals</b>		<b>.237</b>	<b>201</b>	<b>579</b>	<b>52</b>	<b>137</b>	<b>29</b>	<b>3</b>	<b>8</b>	<b>63</b>	<b>12</b>	<b>5</b>	<b>1</b>	<b>25</b>	<b>88</b>	<b>1</b>	<b>2</b>	<b>.267</b>	<b>.339</b>	<b>.606</b>	<b>21</b>
<b>NL Totals</b>		<b>.227</b>	<b>902</b>	<b>2048</b>	<b>201</b>	<b>464</b>	<b>94</b>	<b>10</b>	<b>28</b>	<b>171</b>	<b>39</b>	<b>16</b>	<b>0</b>	<b>124</b>	<b>384</b>	<b>4</b>	<b>7</b>	<b>.269</b>	<b>.323</b>	<b>.592</b>	<b>53</b>
<b>ML Totals</b>		<b>.229</b>	<b>1103</b>	<b>2627</b>	<b>253</b>	<b>601</b>	<b>123</b>	<b>13</b>	<b>36</b>	<b>234</b>	<b>51</b>	<b>21</b>	<b>1</b>	<b>149</b>	<b>472</b>	<b>5</b>	<b>9</b>	<b>.268</b>	<b>.327</b>	<b>.595</b>	<b>74</b>

a - Rehabilitation assignment

## CASTRO'S DIVISION SERIES STATISTICS

YEAR	CLUB, OPP	AVG	G	AB	R	H	2B	3B	HR	RBI	SH	SF	HP	BB	SO	SB	CS	OBP	SLG	OPS	E
1996	LAD, ATL	.200	2	5	0	1	1	0	0	1	0	0	0	1	1	0	0	.333	.400	.733	0
2009	LAD, STL	Did not play																			
<b>DS Totals</b>		<b>.200</b>	<b>2</b>	<b>5</b>	<b>0</b>	<b>1</b>	<b>1</b>	<b>0</b>	<b>0</b>	<b>1</b>	<b>0</b>	<b>0</b>	<b>0</b>	<b>1</b>	<b>1</b>	<b>0</b>	<b>0</b>	<b>.333</b>	<b>.400</b>	<b>.733</b>	<b>0</b>

## CASTRO'S LEAGUE CHAMPIONSHIP SERIES STATISTICS

YEAR	CLUB, OPP	AVG	G	AB	R	H	2B	3B	HR	RBI	SH	SF	HP	BB	SO	SB	CS	OBP	SLG	OPS	E
2009	LAD, PHI	---	1	0	0	0	0	0	0	0	0	0	0	0	0	0	0	---	---	---	0

## CASTRO'S WORLD BASEBALL CLASSIC STATISTICS

YEAR	CLUB	AVG	G	AB	R	H	2B	3B	HR	RBI	SH	SF	HP	BB	SO	SB	CS	OBP	SLG	OPS	E
2006	Mexico	.105	5	19	1	2	0	0	0	1	-	-	-	0	3	0	0	.105	.105	.210	2





# JIM GOTT

## BULLPEN COACH

35

**B-T:** R-R  
**HT:** 6-3; **WT:** 250  
**OPENING DAY AGE:** 60  
**BORN:** August 3, 1959, Hollywood, CA  
**RESIDES:** Marina Del Rey, CA

2020 PHILLIES

### COACHING CAREER

- Named Phillies bullpen coach on 11/17/17, his first ML coaching assignment
- Spent 8 years with LAA as the minor league pitching coordinator (2013-17) and pitching coach for the Arizona League Angels (2010-12)

### PLAYING CAREER

- Selected by STL in the 4th round of the June 1977 draft
- Was the first selection in the 1981 Rule 5 Draft by TOR
- Earned his 1st ML win, 5/30/82 at BAL, over future Hall of Famer Jim Palmer in what turned out to be the first game of Hall of Famer Cal Ripken's record-breaking games played streak


- Pitched parts of 14 seasons in the major leagues with TOR (1982-84), SF (1985-87), PIT (1987-89; 95) and LAD (1990-94)
- Went 56-74 with a 3.87 ERA and 91 saves in 554 career games
- Finished 2nd in the NL and T-5th in the majors in saves (34) with PIT in 1988

### PERSONAL

James William Gott... Married Cathy Fisher (10/25/90); has six children: Jenise (7/13/85), Christian James (3/13/88), Ryan (2/16/90), Tyler (2/16/90), Danny (8/6/93) and Nicholas (1/25/95)... 1977 graduate of San Marino High School (CA), where he played baseball and football... Helped train actor Dennis Quaid for his role as former major league pitcher Jim Morris in the Disney movie, *The Rookie*... **Hobby:** Martial arts.

### JIM GOTT'S CAREER STATISTICS

YEAR	CLUB	W-L	ERA	G	GS	CG	SHO	SV	IP	H	R	ER	HR	HB	BB	SO	WP	BK	AVG
1977	Calgary	3-4	9.55	14	14	0	0	0	65.0	71	82	69	7	0	83	60	11	0	-
1978	Gastonia	9-6	3.97	22	22	4	0	0	145.0	100	67	64	8	0	113	130	13	0	-
	St. Petersburg	1-3	1.29	5	5	2	0	0	28.0	23	9	4	0	0	12	15	1	0	-
1979	Gastonia	5-5	5.61	19	11	1	0	0	77.0	63	57	48	3	0	88	102	21	1	-
	St. Petersburg	0-3	6.50	4	4	0	0	0	18.0	18	13	13	0	0	13	9	0	0	-
	Arkansas	0-1	5.40	2	1	0	0	0	5.0	3	6	3	0	0	13	7	2	0	-
1980	St. Petersburg	5-11	4.60	25	21	4	1	0	137.0	138	96	70	2	0	113	103	13	1	-
1981	Arkansas	5-9	3.44	28	19	4	0	0	131.0	133	68	50	5	0	65	93	16	0	-
1982	TORONTO	5-10	4.43	30	23	1	1	0	136.0	134	76	67	15	3	66	82	8	0	.255
1983	TORONTO	9-14	4.74	34	30	6	1	0	176.2	195	103	93	15	5	68	121	2	0	.280
1984	TORONTO	7-6	4.02	35	12	1	1	2	109.2	93	54	49	7	3	49	73	1	0	.233
1985	SAN FRANCISCO	7-10	3.88	26	26	2	0	0	148.1	144	73	64	10	1	51	78	3	2	.254
1986	SAN FRANCISCO	0-0	7.62	9	2	0	0	1	13.0	16	12	11	0	0	13	9	1	1	.314
	Phoenix	0-0	6.75	2	2	0	0	0	2.2	2	2	2	0	0	3	2	0	0	-
1987	SAN FRANCISCO	1-0	4.50	30	3	0	0	0	56.0	53	32	28	4	2	32	63	3	0	.244
	PITTSBURGH	0-2	1.45	25	0	0	0	13	31.0	28	11	5	0	0	8	27	2	0	.233
1988	PITTSBURGH	6-6	3.49	67	0	0	0	34	77.1	68	30	30	9	2	22	76	1	6	.243
1989	PITTSBURGH	0-0	0.00	1	0	0	0	0	0.2	1	0	0	0	0	1	1	0	0	.333
1990	LOS ANGELES (NL)	3-5	2.90	50	0	0	0	3	62.0	59	27	20	5	0	34	44	4	0	.257
	Bakersfield	0-0	2.77	7	3	0	0	0	13.0	13	5	4	0	0	4	16	2	0	-
1991	LOS ANGELES (NL)	4-3	2.96	55	0	0	0	2	76.0	63	28	25	5	1	32	73	6	3	.223
1992	LOS ANGELES (NL)	3-3	2.45	68	0	0	0	6	88.0	72	27	24	4	1	41	75	9	3	.225
1993	LOS ANGELES (NL)	4-8	2.32	62	0	0	0	25	77.2	71	23	20	6	1	17	67	5	0	.248
1994	LOS ANGELES (NL)	5-3	5.94	37	0	0	0	2	36.1	46	24	24	3	3	20	29	4	0	.322
	Bakersfield	0-0	1.80	3	2	0	0	1	5.0	5	1	1	1	0	0	4	0	0	-
1995	PITTSBURGH	2-4	6.03	25	0	0	0	3	31.1	38	26	21	2	1	12	19	3	0	.288
<b>Minors Totals</b>		<b>28-42</b>	<b>4.71</b>	<b>131</b>	<b>104</b>	<b>15</b>	<b>1</b>	<b>1</b>	<b>627.0</b>	<b>569</b>	<b>406</b>	<b>328</b>	<b>26</b>	<b>0</b>	<b>507</b>	<b>541</b>	<b>79</b>	<b>2</b>	<b>-</b>
<b>AL</b>	<b>Totals</b>	<b>21-30</b>	<b>4.45</b>	<b>99</b>	<b>65</b>	<b>8</b>	<b>3</b>	<b>2</b>	<b>422.1</b>	<b>422</b>	<b>233</b>	<b>209</b>	<b>37</b>	<b>11</b>	<b>183</b>	<b>276</b>	<b>11</b>	<b>0</b>	<b>.260</b>
<b>NL</b>	<b>Totals</b>	<b>35-44</b>	<b>3.51</b>	<b>455</b>	<b>31</b>	<b>2</b>	<b>0</b>	<b>89</b>	<b>697.2</b>	<b>659</b>	<b>313</b>	<b>272</b>	<b>48</b>	<b>12</b>	<b>283</b>	<b>561</b>	<b>41</b>	<b>15</b>	<b>.250</b>
<b>ML</b>	<b>Totals</b>	<b>56-74</b>	<b>3.87</b>	<b>554</b>	<b>96</b>	<b>10</b>	<b>3</b>	<b>91</b>	<b>1120.0</b>	<b>1081</b>	<b>546</b>	<b>481</b>	<b>85</b>	<b>23</b>	<b>466</b>	<b>837</b>	<b>52</b>	<b>15</b>	<b>.254</b>



# BOB STUMPO

82

## BULLPEN CATCHER/CATCHING COACH

**B-T:** S-R  
**HT:** 6-4; **WT:** 230  
**OPENING DAY AGE:** 32  
**BORN:** July 17, 1987, Philadelphia, PA  
**RESIDES:** Wilmington, DE

### COACHING CAREER

- Returned to the Phillies in 2017 for his second stint as a ML bullpen catcher
- Had catching coaching duties added in 2018
- Originally spent 2 seasons (2014-15) with the Phillies as bullpen catcher

### PLAYING CAREER

- Former catcher who spent 4 seasons (2010-13) in the Phillies minor league system
- Selected by the Phillies in the 33rd round of the June 2010 draft out of West Chester University

### PERSONAL

Robert Joseph Stumpo... Married Aimee Pitt (10/5/13); has one daughter, Madeline Bell (7/24/15) and one son, Robert "Bo" Joseph (12/18/19)... 2005 graduate of Salesianum School (DE), where he played baseball and basketball... Attended West Virginia University... 2010 graduate of West Chester University (PA), where he is the school's all-time leader in caught stealing (46) for catchers... **Hobbies:** Spending time with family, hiking, fishing and hunting.

### BOB STUMPO'S CAREER STATISTICS

YEAR	CLUB	AVG	G	AB	R	H	2B	3B	HR	RBI	SH	SF	HP	BB	SO	SB	CS	OBP	SLG	OPS	E
2010	GCL Phillies	.333	4	6	2	2	1	0	0	2	0	0	1	2	1	0	0	.556	.500	1.056	1
	Clearwater	.120	18	50	3	6	1	0	0	1	1	0	0	6	21	0	0	.214	.140	.354	3
2011	Clearwater	.750	1	4	0	3	0	0	0	0	0	0	0	0	0	0	0	.750	.750	1.500	0
	Williamsport	.267	44	146	25	39	9	1	1	23	2	3	4	16	25	0	0	.349	.363	.712	6
2012	Clearwater	.270	11	37	2	10	4	0	0	7	0	0	0	1	8	0	0	.289	.378	.667	4
	Lakewood	.258	36	120	11	31	4	1	1	17	1	1	0	20	20	0	2	.362	.333	.695	3
	Reading	.174	9	23	2	4	1	0	0	0	1	0	0	4	2	0	0	.296	.217	.513	0
2013	Clearwater	.210	37	105	12	22	2	0	2	11	1	1	1	14	21	0	0	.306	.286	.592	4
<b>Minors Totals</b>		<b>.238</b>	<b>160</b>	<b>491</b>	<b>57</b>	<b>117</b>	<b>22</b>	<b>2</b>	<b>4</b>	<b>61</b>	<b>6</b>	<b>5</b>	<b>6</b>	<b>63</b>	<b>98</b>	<b>0</b>	<b>2</b>	<b>.329</b>	<b>.316</b>	<b>.645</b>	<b>21</b>



# GREG BRODZINSKI

81

**BULLPEN CATCHER/CATCHING COACH**

[@GBrodzinski34](https://twitter.com/GBrodzinski34)

**B-T:** R-R  
**HT:** 6-0; **WT:** 205  
**OPENING DAY AGE:** 28  
**BORN:** July 23, 1991, Pittsburgh, PA  
**RESIDES:** Clearwater, FL

2020 PHILLIES

## COACHING CAREER

- Joined the Phillies staff as bullpen catcher/catching coach for 2020, his first ML coaching position
- Was a member of the Phillies player development staff for two seasons (2018-19) as a coach for Williamsport (A) and worked as a player/coach for Reading (AA) in 2017

## PLAYING CAREER

- Selected by the Phillies in the 18th round of the June 2015 draft
- Appeared in 22 minor league games over two seasons (2015-16)

## PERSONAL

Gregory Matthew Brodzinski... 2010 graduate of Bishop Eustace High School (NJ), where he played baseball and basketball... 2015 graduate of Barry University (FL), where he earned his bachelor's degree in sports management... Also attended Kirkwood Community College (IA) and the University of South Carolina... In 2010, earned National High School Baseball Coaches Association All-District Honors and Under Armour All-America honors and was named a Louisville Slugger Preseason High School All-American by *Collegiate Baseball*... Was a member of the 2011 NCAA Division I College World Series champions at the University of South Carolina... **Hobbies:** Working out, running, reading, collecting sports memorabilia, public speaking and volunteering.

## GREG BRODZINSKI'S CAREER STATISTICS

YEAR	CLUB	AVG	G	AB	R	H	2B	3B	HR	RBI	SH	SF	HP	BB	SO	SB	CS	OBP	SLG	OPS	E
2015	GCL Phillies	.345	16	29	1	10	1	0	0	2	0	0	0	1	1	0	0	.367	.379	.746	1
	Williamsport	.294	5	17	1	5	1	0	0	4	0	2	1	0	1	0	0	.300	.353	.653	0
2016	Reading	.000	1	1	0	0	0	0	0	0	0	0	0	0	1	0	0	.000	.000	.000	0
<b>Minors Totals</b>		<b>.319</b>	<b>22</b>	<b>47</b>	<b>2</b>	<b>15</b>	<b>2</b>	<b>0</b>	<b>0</b>	<b>6</b>	<b>0</b>	<b>2</b>	<b>1</b>	<b>1</b>	<b>3</b>	<b>0</b>	<b>0</b>	<b>.333</b>	<b>.362</b>	<b>.695</b>	<b>1</b>



# BOBBY MEACHAM

92

## COACHING ASSISTANT

**B-T:** S-R  
**HT:** 6-1; **WT:** 175  
**OPENING DAY AGE:** 59  
**BORN:** August 25, 1960, Los Angeles, CA  
**RESIDES:** Littleton, CO

### MANAGING/COACHING CAREER

- Joined the Phillies in January 2020 in his current role, his third ML coaching position under manager Joe Girardi
- Spent the previous seven seasons as a minor league manager in TOR's system with Buffalo (AAA, 2017-19), New Hampshire (AA, 2014-16) and Dunedin (2013); won the Bobby Mattick Award in 2015 for excellence in player development within TOR's organization
- Coached for four different MLB teams: HOU (1st base, 2010-12), NYY (2008, 3rd base), SD (2007, 1st base), FLA (2006, 3rd base)
- Worked the 2009 season in the Phillies minor league system as a coach for Williamsport (A)
- Served as a minor league roving infield instructor for COL in 2005
- Managed Rancho Cucamonga (A) in LAA's minor league system for three seasons (2002-04)
- Spent eight years (1994-2001) in PIT's player development system; managed Carolina (AA, 1994-95), was a roving baserunning instructor (1996) and a roving infield instructor (1997-2001)

- Was a coach for Colorado Springs (AAA) in 1993
- Began his post-playing career as a minor league coach for KC in 1991 with Eugene (A) before managing the club in 1992

### PLAYING CAREER

- Played parts of 6 seasons (1983-88) with NYY as a shortstop
- Selected by STL in the 1st round (8th overall) of the June 1981 draft

### PERSONAL

Robert Andrew Meacham... Married, wife's name is Gari; has two daughters, Brooke and Alexandra, and one son, Colton... 1978 graduate of Mater Dei High School (CA)... Attended San Diego State University and was teammates with Hall of Famer Tony Gwynn... Ended his college career as SDSU's all-time leader in runs (214), hits (277) and at-bats (767) and was second in SB (116)... Was originally drafted by CWS in the 14th round of the June 1978 draft, but opted to attend San Diego State instead.

### BOBBY MEACHAM'S CAREER STATISTICS

YEAR	CLUB	AVG	G	AB	R	H	2B	3B	HR	RBI	SH	SF	HP	BB	SO	SB	CS	OBP	SLG	OPS	E
1981	Gastonia	.182	74	274	24	50	8	2	1	18	5	4	3	37	47	11	1	.288	.237	.520	25
1982	St. Petersburg	.259	120	421	57	109	15	4	0	37	5	2	6	43	62	21	8	.335	.314	.648	47
1983	Columbus	.262	120	423	58	111	18	3	9	60	7	4	1	35	74	13	5	.317	.383	.700	30
	NEW YORK (AL)	.235	22	51	5	12	2	0	0	4	0	0	1	4	10	8	0	.304	.275	.578	6
1984	Nashville	.290	8	31	3	9	0	0	0	3	1	1	0	5	8	9	0	.378	.290	.669	1
	Columbus	.283	46	187	35	53	13	6	2	13	3	0	0	19	35	6	0	.350	.559	.799	14
	NEW YORK (AL)	.253	99	360	62	91	13	4	2	25	14	9	3	32	70	9	3	.312	.328	.640	19
1985	NEW YORK (AL)	.218	156	481	70	105	16	2	1	47	23	3	5	54	102	25	5	.302	.266	.568	24
1986	Columbus	.140	46	150	14	21	0	5	0	11	4	1	3	16	30	2	2	.235	.207	.442	12
	NEW YORK (AL)	.224	56	161	19	36	7	1	0	10	4	0	3	17	39	3	6	.309	.280	.589	12
1987	Columbus	.273	40	154	28	42	5	3	3	23	4	2	2	26	24	10	7	.380	.403	.783	4
	NEW YORK (AL)	.271	77	203	28	55	11	1	5	21	3	1	6	19	33	6	5	.349	.409	.758	10
1988	NEW YORK (AL)	.217	47	115	18	25	9	0	0	7	1	2	2	14	22	7	1	.308	.296	.604	7
1989	Buffalo	.218	94	271	23	59	13	0	0	25	5	1	4	31	64	4	2	.306	.266	.572	20
1990	Omaha	.225	114	329	50	74	13	5	3	35	8	5	10	49	84	9	4	.338	.322	.661	14
<b>Minors Totals</b>		<b>.236</b>	<b>662</b>	<b>2240</b>	<b>292</b>	<b>528</b>	<b>85</b>	<b>28</b>	<b>18</b>	<b>225</b>	<b>42</b>	<b>20</b>	<b>29</b>	<b>261</b>	<b>428</b>	<b>76</b>	<b>36</b>	<b>.321</b>	<b>.323</b>	<b>.644</b>	<b>167</b>
<b>ML</b>	<b>Totals</b>	<b>.236</b>	<b>457</b>	<b>1371</b>	<b>202</b>	<b>324</b>	<b>58</b>	<b>8</b>	<b>8</b>	<b>114</b>	<b>45</b>	<b>15</b>	<b>20</b>	<b>140</b>	<b>276</b>	<b>58</b>	<b>24</b>	<b>.313</b>	<b>.308</b>	<b>.621</b>	<b>78</b>

## MEACHAM'S MANAGERIAL RECORD

YEAR	CLUB	LEAGUE	W-L	POSITION
1992	Eugene	Northwest	36-40	4th
1994	Carolina	Southern	74-66	2nd
1995	Calgary	Pacific Coast	58-83	5th
2002	Rancho Cuca.	California	52-88	5th
2003	Rancho Cuca.	California	74-66	3rd
2004	Rancho Cuca.	California	69-71	3rd
2013	Dunedin	Florida State	63-68	5th
2014	New Hampshire	Eastern	66-76	5th
2015	New Hampshire	Eastern	69-71	5th
2016	New Hampshire	Eastern	69-73	4th
2017	Buffalo	International	65-76	5th
2018	Buffalo	International	61-77	6th
2019	Buffalo	International	71-69	3rd
<b>Minors</b>	<b>Totals</b>		<b>827-924</b>	<b>.472</b>



## MIKE CALITRI

### MANAGER, ADVANCE SCOUTING

**B-T:** R-R  
**HT:** 6-3; **WT:** 210  
**OPENING DAY AGE:** 42  
**BORN:** March 14, 1978, Brockton, MA  
**RESIDES:** Tampa, FL

### POST-PLAYING CAREER

- Spent 5 seasons (2013-17) as a pro scout for CLE
- Worked as the advance scouting coordinator for TB from 2009-12
- Served as the director of baseball operations for Vanderbilt University, 2005-08

### PLAYING CAREER

- Signed by CIN as a non-drafted free agent, 8/26/00
- Spent parts of 4 seasons (2000-03) in CIN's minor league system and 1 season (2003) in BOS' system
- Played in 174 minor league games at 3rd base and 172 at 1st base

### PERSONAL

Michael Hennessey Calitri (pronounced kuh-LEE-tree)... Married Ciara Egan (7/22/06); has two daughters, Emiliana (7/14/13) and Graziella (1/19/16)... Attended Clemson University (SC) from 1997-2000, where he played infield all four years and helped the Tigers to the second round of the 2000 College World Series... Returned to Clemson to earn his business degree in 2004 after four minor league seasons.

## MIKE CALITRI'S CAREER STATISTICS

YEAR	CLUB	AVG	G	AB	R	H	2B	3B	HR	RBI	SH	SF	HP	BB	SO	SB	CS	OBP	SLG	OPS	E
2000	Billings	.542	7	24	11	13	2	1	1	11	0	0	1	8	5	1	0	.667	.833	1.500	1
2001	Dayton	.249	97	317	57	79	18	0	16	44	1	2	3	57	98	1	3	.367	.467	.824	19
	Mudville	.176	22	74	8	13	2	0	2	10	0	0	1	11	28	0	0	.291	.284	.574	10
2002	Stockton	.260	104	331	63	86	24	0	11	58	2	3	5	48	105	3	2	.359	.432	.791	15
2003	Potomac	.222	55	171	22	38	10	1	6	26	1	2	1	21	48	3	1	.308	.398	.705	5
	Sarasota	.264	61	201	32	53	10	4	3	23	1	2	2	38	62	1	4	.383	.398	.781	8
<b>Minors Totals</b>		<b>.252</b>	<b>346</b>	<b>1118</b>	<b>193</b>	<b>282</b>	<b>66</b>	<b>6</b>	<b>39</b>	<b>172</b>	<b>5</b>	<b>9</b>	<b>13</b>	<b>183</b>	<b>346</b>	<b>9</b>	<b>10</b>	<b>.361</b>	<b>.427</b>	<b>.788</b>	<b>58</b>

# 2020 40-MAN ROSTER

**Manager:** Joe Girardi (25); **Coaches:** Rob Thomson (59), Bryan Price (19), Dave Lundquist (94), Joe Dillon (33), Pedro Guerrero (95), Paco Figueroa (38), Dusty Wathan (62), Juan Castro (91), Jim Gott (35), Bob Stumpo (82), Greg Brodzinski (81), Bobby Meacham (92); **Manager, Advance Scouting:** Mike Caltrii  
**Dir. of Medical Services:** Dr. Michael Cicotti; **Head Athletic Trainer:** Paul Buchheit; **Asst. Athletic Trainers:** Shawn Fcaani & Aaron Hoback; **ML Strength & Conditioning Coach:** Paul Fournier;  
**Asst. ML Strength & Conditioning Coach:** Dong Lien; **Major League Physical Therapist:** Joe Rauch

#	PITCHER (25+1)	B-T	HT	WT	BORN	BIRTHPLACE	RESIDENCE	2019 CLUB(S)	W-L	ERA	G	GS	CG	SHO	SV	IP	H	R	ER	HR	HB	BB	SO	WP	BK	MLSR	
52	Álvarez, José	L-L	5-11	190	5/6/89	Barcelona, VZ	Barcelona, VZ	PHILLIES	3-4	3.36	67	1	0	0	0	59.0	66	25	22	8	1	18	51	3	0	5.035	
64	Araño, Víctor	R-R	6-2	228	2/7/95	Veracruz, Mexico	Mexico City, Mexico	LehighValley	2-0	0.00	3	0	0	0	0	4.0	0	0	0	0	0	1	7	0	0	2.020	
49	Arrieta, Jake	RR	6-4	230	3/6/86	Farrington, MO	Austin, TX	PHILLIES	1-0	3.86	3	0	0	0	0	4.2	2	2	2	1	0	0	2	7	0	0	
66	Cleavinger, Garrett	RL	6-1	220	4/23/94	Lawrence, KS	Baldwin City, KS	Reading	8-8	4.64	24	24	0	0	0	135.2	149	76	70	21	7	51	110	7	0	8.145	
54	Davis, Austin	L-L	6-4	225	2/3/93	Scottsdale, AZ	Scottsdale, AZ	PHILLIES	4-1	2.75	37	0	0	0	3	52.1	43	17	16	2	1	24	64	5	1	0.000	
51	De Los Santos, Enyel	R-R	6-3	235	12/25/95	San Pedro de Macoris, DR	San Pedro de Macoris, DR	PHILLIES	0-0	6.53	14	0	0	0	0	20.2	22	15	6	3	14	24	0	0	0.166		
58	Dominguez, Seranthony	RR	6-1	225	11/25/94	Esperanza, DR	Macoris, DR	PHILLIES	0-1	7.36	5	1	0	0	0	11.0	13	9	9	4	0	5	9	1	1	1.147	
56	Eflin, Zach	RR	6-6	220	4/8/94	Orlando, FL	Esperanza, DR	PHILLIES	3-0	4.01	27	0	0	0	0	24.2	24	13	11	3	6	12	29	1	0	3.018	
41	García, Edgar	RR	6-1	205	10/4/96	Palenque, DR	San Cristóbal, DR	PHILLIES	10-13	4.13	32	28	#2	1	0	163.1	172	88	75	28	6	48	129	1	0	0.114	
57	Guerra, Deolis	R-R	6-5	245	4/17/89	San Felix, VZ	Puerto Ordaz, VZ	PHILLIES	2-1	2.48	25	0	0	0	8	29.0	15	8	8	4	1	8	38	0	0	0.114	
96	Hunter, Tommy	R-R	6-3	250	7/3/86	Indianapolis, IN	Sarasota, FL	MILWAUKEE	4-0	1.89	45	1	0	0	0	66.2	43	19	14	5	2	16	88	3	0	1.149	
47	Irvin, Cole	L-L	6-4	217	1/31/94	Anaheim, CA	Yorba Linda, CA	PHILLIES	0-0	5.00	3	2	0	0	0	3.0	1	1	1	1	0	0	4	0	0	10.066	
63	Llovera, Mauricio	RR	5-11	224	4/17/96	El Tigre, VZ	El Tigre, VZ	PHILLIES	0-0	0.00	1	0	0	0	0	2.0	0	0	0	0	0	0	2	0	0	0	0.062
77	Medina, Adonis	RR	6-1	187	12/18/96	Santo Domingo, DR	Santo Domingo, DR	PHILLIES	0-0	0.00	5	0	0	0	0	5.1	2	0	0	0	0	0	0	5	0	0	0.000
60	McClain, Reggie	RR	6-2	180	11/16/92	Duluth, GA	Bradenton, FL	Reading	7-7	4.94	22	21	0	0	0	105.2	103	69	58	11	14	41	82	6	1	0.000	
46	Morgan, Adam	L-L	6-1	200	2/27/90	Tampa, FL	Marietta, GA	PHILLIES	3-3	3.94	40	0	0	0	0	29.2	20	14	13	4	3	10	29	0	0	4.017	
50	Neirís, Héctor	RR	6-2	227	6/14/89	Villa Alta Gracia, DR	Villa Alta Gracia, DR	PHILLIES	0-0	0.00	1	0	0	0	0	1.0	0	0	0	0	0	0	0	1	0	0	0.000
27	Nola, Aaron	RR	6-2	200	5/4/93	Baton Rouge, LA	Baton Rouge, LA	PHILLIES	3-6	2.93	68	0	0	0	28	67.2	45	24	22	10	6	24	89	2	2	4.068	
43	Pivetta, Nick	RR	6-5	214	2/14/93	Victoria, BC, Canada	Victoria, BC, Canada	PHILLIES	12-7	3.87	34	#34	0	0	0	202.1	176	91	87	27	11	80	229	3	0	4.076	
30	Robertson, David+	RR	5-11	195	4/9/85	Birmingham, AL	St. Petersburg, FL	PHILLIES	4-6	5.38	30	13	1	0	1	93.2	103	64	56	20	4	39	89	4	1	2.094	
79	Romero, Jobo	L-L	5-11	200	9/9/96	Camarillo, CA	Las Vegas, NV	PHILLIES	5-1	3.07	9	6	0	0	0	41.0	23	14	14	2	1	22	58	3	0	0.1070	
61	Sánchez, Cristopher	L-L	6-1	165	12/12/96	La Romana, DR	La Romana, DR	PHILLIES	0-1	5.40	7	0	0	0	0	6.2	8	4	4	1	0	6	6	0	0	11.070	
89	Stock, Robert	L-R	6-1	214	11/21/89	Bellevue, WA	Thousand Oaks, CA	PHILLIES	3-5	6.88	13	13	0	0	0	53.2	68	47	41	8	4	35	40	1	0	0.000	
55	Suárez, Ranger	L-L	6-1	217	8/26/95	Ple de Cuesta, VZ	Carora, VZ	PHILLIES	4-4	4.84	11	11	0	0	0	57.2	58	33	31	4	1	12	52	3	1	0.000	
21	Velasquez, Vince	R-R	6-3	212	6/7/92	Montclair, CA	Pomona, CA	PHILLIES	3-1	2.01	11	4	0	0	2	40.1	28	11	9	3	3	11	37	4	0	0.000	
45	Wheeler, Zack	L-R	6-4	195	5/20/90	Smyrna, GA	Dallas, GA	PHILLIES	1-0	1.85	12	6	0	0	0	34.0	28	9	7	0	3	13	36	3	1	0.135	
								PHILLIES	0-0	20.25	1	0	0	0	0	1.1	2	3	3	0	0	0	0	0	0	0	0.000
								PHILLIES	1-0	10.13	10	0	0	0	0	10.2	14	14	12	2	1	8	15	4	0	1.040	
								PHILLIES	3-0	4.13	25	3	0	0	0	28.1	36	14	13	6	3	19	40	5	0	0	
								PHILLIES	2-2	5.68	7	7	0	0	0	2.0	0	0	0	0	0	0	5	0	0	0	
								PHILLIES	6-1	3.14	37	0	0	0	0	48.2	52	18	17	6	12	42	1	1	0	0.135	
								PHILLIES	7-8	4.91	33	23	0	0	0	117.1	120	69	64	26	9	43	130	5	0	4.086	
								PHILLIES	11-8	3.96	31	31	0	0	0	195.1	196	93	86	22	2	50	195	5	0	6.098	

# 2020 40-MAN ROSTER

#	CATCHERS (3)	B-T	HT	WT	BORN	BIRTHPLACE	RESIDENCE	2019 CLUB(S)	AVG	G	AB	R	H	2B	3B	HR	RBI	SH	SF	HP	BB	SO	SB	CS	E	MLSR
73	Gruillon, Deivy	R-R	5-11	240	2/17/96	Bonao, DR	Bonao, DR	LehighValley	.283	108	407	55	115	24	0	21	77	0	3	2	45	133	1	0	0	0.029
15	Knapp, Andrew	S-R	6-1	189	1/19/91	Roseville, CA	Clearwater, FL	PHILLIES	.111	4	9	0	1	0	0	0	0	0	0	0	0	2	0	0	0	3.000
10	Realmutto, J.T.	R-R	6-1	212	3/18/91	Del City, OK	Choctaw, OK	PHILLIES	.275	145	538	92	148	36	3	25	83	0	8	5	41	123	9	1	9	5.038
#	INFELDERS (5)	B-T	HT	WT	BORN	BIRTHPLACE	RESIDENCE	2019 CLUB(S)	AVG	G	AB	R	H	2B	3B	HR	RBI	SH	SF	HP	BB	SO	SB	CS	E	MLSR
70	Gambao, Arquimedes	S-R	6-0	190	9/23/97	Gulflra, VZ	Gulflra, VZ	Reading	.188	113	356	35	67	10	5	3	28	4	1	1	59	112	21	8	9	0.000
18	Gregorius, Didi	L-R	6-3	205	2/18/90	Amsterdam, Neth.	Cora, Curaçao	Tampa - a	.286	2	7	1	2	0	0	1	0	0	0	0	1	2	0	0	0	6.159
								Scranton/W-B - a	.120	6	25	1	3	0	0	0	0	0	0	1	0	2	0	0	0	0
								NEW YORK (AL)	.238	82	324	47	77	14	2	16	61	0	2	1	17	53	2	1	6	6
17	Hoskins, Rhys	R-R	6-4	245	3/17/93	Sacramento, CA	Philadelphia, PA	PHILLIES	.226	160	570	86	129	33	5	29	85	0	6	11	*116	173	2	2	9	2.053
4	Kingery, Scott	R-R	5-10	180	4/29/94	Phoenix, AZ	Tampa, FL	PHILLIES	.258	126	458	64	118	34	4	19	55	1	2	5	34	147	15	4	9	2.000
								Lakewood - a	.333	1	3	0	1	0	0	0	0	0	0	0	0	0	0	0	0	0
								Reading - a	.091	3	11	1	1	0	0	0	2	0	1	0	0	3	1	0	0	0
2	Segura, Jean	R-R	5-10	220	3/17/90	San Juan, DR	San Juan, DR	PHILLIES	.280	144	576	79	161	37	4	12	60	1	3	8	30	73	10	2	20	7.065
#	OUTFIELDERS (7)	B-T	HT	WT	BORN	BIRTHPLACE	RESIDENCE	2019 CLUB(S)	AVG	G	AB	R	H	2B	3B	HR	RBI	SH	SF	HP	BB	SO	SB	CS	E	MLSR
9	Bruce, Jay	L-L	6-3	230	4/2/87	Beaumont, TX	Houston, TX	SEATTLE	.212	47	165	27	35	11	0	14	28	0	2	1	16	53	1	0	4	11.125
								PHILLIES	.221	51	145	16	32	6	0	12	31	0	1	0	3	29	0	0	0	0
								Reading - a	.000	2	8	0	0	0	0	0	0	0	0	0	0	4	0	0	0	0
72	Garlick, Kyle	R-R	6-1	210	1/26/92	Chino Hills, CA	Chino Hills, CA	Oklahoma City	.314	81	271	54	85	25	2	23	59	0	2	6	25	84	2	1	3	0.046
								LOS ANGELES (NL)	.250	30	48	8	12	4	0	3	6	0	0	0	5	19	0	0	0	0
3	Harper, Bryce	L-R	6-3	210	10/16/92	Las Vegas, NV	Las Vegas, NV	PHILLIES	.260	157	573	98	149	36	1	35	114	0	4	9	99	178	15	3	5	7.159
40	Haseley, Adam	L-L	6-1	190	4/12/96	Orlando, FL	Windermere, FL	Reading	.267	44	165	30	44	8	2	8	21	0	2	2	21	35	4	2	2	0.118
								LehighValley	.294	18	68	8	20	6	0	2	9	1	0	1	8	14	1	1	1	1
								PHILLIES	.266	67	222	30	59	14	0	5	26	1	0	5	14	60	4	0	1	1
22	McCutchen, Andrew	R-R	5-11	195	10/10/86	Fort Meade, FL	Pittsburgh, PA	PHILLIES	.256	59	219	45	56	12	1	10	29	0	0	0	43	55	2	1	2	10.123
24	Quinn, Roman	S-R	5-10	175	5/14/93	Port St. Joe, FL	Port St. Joe, FL	Clearwater - a	.500	6	20	6	10	3	0	1	2	0	0	0	3	6	2	0	0	1.088
								LehighValley - a	.333	4	18	6	6	0	1	0	2	2	0	0	2	8	1	1	0	0
								PHILLIES	.213	44	108	18	23	3	1	4	11	1	0	1	12	34	8	0	0	0
								Reading - a	.125	2	8	0	1	0	0	0	0	1	0	0	1	0	2	0	0	0
5	Williams, Nick	L-L	6-3	208	9/8/93	Galveston, TX	La Marque, TX	PHILLIES	.151	67	106	9	16	4	0	2	5	0	0	2	4	43	0	0	0	2.036
								LehighValley	.316	48	190	33	60	15	2	10	25	0	0	6	14	52	1	0	1	0

\* League leader; † Tied for league lead; a - Rehab assignment; + 60-day injured list  
Roster as of 2/15/20

# NON-ROSTER INVITEES

#	PITCHERS (14)	B-T	HT	WT	BORN	BIRTHPLACE	RESIDENCE	2019 CLUB(S)	W-L	ERA	G	GS	CG	SHO	SV	IP	H	R	ER	HR	HB	BB	SO	WP	BK	MLSER	
75	Brogdon, Connor	R-R	6-6	205	1/29/95	Clovis, CA	Madera, CA	Clearwater Reading	2-0 1-1	1.80 2.66	10 15	0 0	0 0	0 0	0 2	200 33.2	11 12	6 8	4 7	1 4	1 0	5 7	23 39	2 0	0 0	0.000	
71	Dohy, Kyle	L-L	6-2	202	9/17/96	Arcadia, CA	Covina, CA	Lehigh Valley Reading	3-1 1-0	3.06 0.82	26 6	0 0	0 0	0 0	2 2	32.1 11.0	23 2	12 2	11 1	4 0	4 0	12 5	44 22	4 2	0 0	0.000	
65	Hammer, JD	R-R	6-3	202	7/12/94	Fort Collins, CO	Windsor, CO	Lehigh Valley PHILLIES	1-0 2-2	6.19 1.77	41 13	0 0	0 0	0 0	0 2	56.2 20.1	57 17	48 7	39 4	1 0	4 0	54 15	83 16	17 0	2 0	0.057	
83	Howard, Spencer	R-R	6-3	210	7/28/96	San Luis Obispo, CA	Templeton, CA	Clearwater GCL Phillies-W GCL Phillies-E	2-1 0-0 0-0	1.29 0.00 11.57	7 1 1	0 0 0	0 0 0	0 0 0	0 0 0	35.0 3.0 2.1	19 1 3	5 0 3	5 0 3	1 0 3	0 0 1	2 1 1	5 3 3	0 0 0	0 0 0	0.000	
68	Jones, Damon	L-L	6-5	233	9/30/94	Twin Falls, ID	East Puyallup, WA	Clearwater Reading	4-3 1-0	1.54 0.82	11 4	0 0	0 0	0 0	0 0	58.1 22.0	38 9	14 2	10 2	3 0	3 1	24 9	88 31	6 1	0 0	0.000	
67	Kelley, Trevor	R-R	6-2	210	10/20/93	Providence, RI	Wilmington, NC	Lehigh Valley Pawtucket	0-1 5-5	6.62 1.79	8 *52	0 0	0 0	0 #12	0 65.1	27 51	25 18	25 13	4 8	6 6	21 21	33 63	3 4	0 0	0.028		
48	Liriano, Francisco	L-L	6-3	220	10/26/83	San Cristóbal, DR	Miami, FL	PITTSBURGH	0-3	8.64	10	0	0	0	0	8.1	9	8	8	2	0	5	6	2	0	13.104	
53	Parker, Blake	R-R	6-3	225	6/19/85	Fayetteville, AR	Fayetteville, AR	Did not pitch MINNESOTA PHILLIES	1-2 2-1	4.21 5.04	37 23	0 0	0 0	0 0	10 25.0	36.1 19.14	18 14	17 6	7 8	2 1	16 6	34 31	4 0	0	0	5.036	
84	Rosso, Ramón	R-R	6-4	240	6/9/96	Santo Domingo Cnt, DR	Santo Domingo O, DR	Lehigh Valley	3-2	3.15	10	0	0	0	0	54.1	46	19	19	8	3	15	52	1	0	0.000	
69	Russ, Addison	R-R	6-1	200	10/29/94	Amarillo, TX	Amarillo, TX	Reading	5-6	2.54	*55	0	0	0	22	56.2	47	28	16	5	2	20	81	4	0	0.000	
29	Storen, Drew	S-R	6-1	200	8/11/87	Indianapolis, IN	Carmel, IN	NW Arkansas	0-1	7.84	9	0	0	0	0	10.1	15	9	9	1	2	5	12	1	0	7.140	
39	Swarzak, Anthony	R-R	6-4	215	9/10/85	Fort Lauderdale, FL	Fort Lauderdale, FL	SEATTLE ATLANTA	2-2 1-2	5.27 4.31	15 44	0 0	0 0	0 0	3 39.2	13.2 38.19	11 6	8 6	0 0	17 19	6 0	13 35	1 1	0	8.024		
86	Warren, Zach	L-L	6-5	205	6/9/96	Vineand, NJ	Vineand, NJ	Clearwater	1-3	3.30	40	0	0	0	0	7	60.0	43	25	22	2	1	38	80	15	0	0.000

#	CATCHERS (2)	B-T	HT	WT	BORN	BIRTHPLACE	RESIDENCE	2019 CLUB(S)	AVG	G	AB	R	H	2B	3B	HR	RBI	SH	SF	HP	BB	SO	SB	CS	E	MLSER
44	Bethancourt, Christian	R-R	6-3	205	9/2/91	Panama City, Panama	Panama City, Panama	NC Dinos (Korea)	.246	53	203	23	50	8	0	8	29	0	2	1	18	51	1	1	1	2.038
87	Lartigue, Henri	S-R	6-0	205	2/24/95	Memphis, TN	Memphis, TN	Reading	.136	77	242	24	33	4	1	7	26	1	3	2	39	88	3	2	7	0.000



# NON-ROSTER INVITEES

#	INFELDERS (10)	B-T	HT	WT	BORN	BIRTHPLACE	RESIDENCE	2019 CLUB(S)	AVG	G	AB	R	H	2B	3B	HR	RBI	SH	SF	HP	BB	SO	SB	CS	E	MLSER
80	Bohm, Alec	R-R	6-5	218	8/3/96	Omaha, NE	Clearwater, FL	Lakewood	.367	22	79	13	29	9	0	3	11	0	2	0	12	14	3	0	3	0.000
								Clearwater	.329	40	158	25	52	10	3	4	27	0	1	17	21	1	2	2	2	
								Reading	.269	63	238	38	64	11	14	42	0	3	1	28	38	2	2	9		
13	Forsythe, Logan	R-R	6-1	205	1/14/87	Memphis, TN	Franklin, TN	TEXAS	.227	101	317	38	72	17	1	7	39	0	2	3	44	100	2	0	10	8.113
8	Gosselin, Phil	R-R	6-1	188	10/3/88	West Chester, PA	Malvern, PA	Lehigh Valley	.314	78	296	54	93	20	5	8	47	2	6	3	46	61	3	2	7	3.125
								PHILLIES	.262	44	65	5	17	3	0	0	7	0	0	0	3	16	0	0	1	
88	Hall, Darrick	L-R	6-4	232	7/25/95	Hereford, AZ	Hereford, AZ	Reading	.235	132	456	69	107	*38	1	20	67	0	2	*17	60	134	5	1	4	0.000
7	Harrison, Josh	R-R	5-8	190	7/8/87	Cincinnati, OH	Liberty Township, OH	DETROIT	.175	36	137	10	24	7	1	1	8	0	2	2	6	27	4	2	0	7.168
								Lakeland-a	.273	3	11	0	3	0	0	0	0	0	0	0	1	2	0	0	0	
								Toledo-a	.174	7	23	2	4	1	0	0	3	0	0	0	6	4	0	0	0	
76	Listi, Austin	R-R	6-0	214	11/5/93	Huffman, TX	Dallas, TX	Reading	.220	62	209	29	46	7	1	7	33	0	3	3	36	44	1	2	6	0.000
								Lehigh Valley	.278	71	259	38	72	17	1	12	50	1	4	9	21	62	0	2	8	
90	Maton, Nick	L-R	6-2	178	2/18/97	Chatham, IL	Chatham, IL	Clearwater	.276	93	337	35	93	14	3	5	45	1	2	3	41	71	11	8	9	0.000
74	Torreyes, Ronald	R-R	5-8	155	9/2/92	Libertador de Barmas, VZ	Libertador de Barmas, VZ	Reading	.210	21	62	6	13	3	0	2	6	0	1	0	9	14	1	1	2	1.519
								Rochester	.256	79	308	48	79	11	11	42	5	1	4	12	33	2	1	4	2	
								Ft. Myers	.222	2	9	0	2	0	0	0	0	0	0	0	0	2	0	0	0	
								MINNESOTA	.188	7	16	3	3	0	0	0	1	0	0	1	0	3	1	0	1	
12	Walker, Neil	S-R	6-2	214	9/10/85	Pittsburgh, PA	Gibsonia, PA	MIAMI	.261	115	337	37	88	19	1	8	38	0	1	1	42	77	3	0	3	9.166
								Jupiter-a	.222	3	9	2	2	2	0	0	0	0	0	0	2	2	0	0	0	
85	Williams, Luke	R-R	6-1	186	8/9/96	Park Ridge, IL	Laguna Niguel, CA	Reading	.238	125	441	77	105	30	3	11	51	3	5	6	49	113	30	9	10	0.000

#	OUTFIELDERS (4)	B-T	HT	WT	BORN	BIRTHPLACE	RESIDENCE	2019 CLUB(S)	AVG	G	AB	R	H	2B	3B	HR	RBI	SH	SF	HP	BB	SO	SB	CS	E	MLSER
16	Martinez, Mikie	R-R	6-2	220	11/30/89	Lafayette, LA	Baton Rouge, LA	DETROIT	.000	9	23	0	0	0	0	0	0	0	0	0	2	11	0	0	2	2.127
								Toledo	.260	98	354	64	92	17	1	21	56	1	4	5	51	106	14	7	0	
31	Martini, Nick	L-L	5-11	205	6/27/90	Crystal Lake, IL	Crystal Lake, IL	Las Vegas	.328	70	274	57	90	18	0	8	42	0	3	3	49	51	0	0	1	1.028
								OAKLAND	.091	6	11	1	1	0	0	1	2	0	0	0	2	5	0	0	0	
								SAN DIEGO	.244	26	82	7	20	4	1	0	5	0	1	12	21	0	0	0	0	
78	Moniak, Mickey	L-R	6-2	195	5/13/98	Encinitas, CA	Carlsbad, CA	Reading	.252	119	465	63	117	28	*13	11	67	1	2	2	33	111	15	3	4	0.000
23	Szczur, Matt	R-R	6-0	200	7/20/89	Cape May, NJ	Cape May, NJ	Reno	.322	44	149	34	48	12	1	8	28	0	4	0	19	27	0	3	0	3.064
								AZL D-backs	.182	3	11	5	2	1	1	1	0	0	0	0	1	1	0	0	0	

\* League leader; # Tied for league lead - Rehab assignment

Roster as of 2/15/20



## JOSÉ ÁLVAREZ

LHP

52

**B-T:** L-L

**HT:** 5-11; **WT:** 195

**OPENING DAY AGE:** 30

**BORN:** May 6, 1989, Barcelona, VZ

**RESIDES:** Barcelona, VZ

**ML SERVICE:** 5 years, 35 days

**HOW OBTAINED:** Acquired from Los Angeles Angels in exchange for Luis García, 12/6/18

### 2019

- His 67 appearances were the second-most he has made in a season (76 in 2018) and second-most on the team behind Héctor Neris (68)
- Posted a 2.45 ERA (14 ER, 51.1 IP) from 4/19 to the end of the season
- Recorded a save on 4/14 at MIA, the third of his career
- His appearance on 3/30 vs ATL was his first in the NL (284 appearances in the AL)
- On 6/1 at LAD, made his first start since 2013 when he made six (had made 292 consecutive ML relief appearances prior to that start)
- Had a 13.1-inning scoreless streak, 7/4-8/10, the longest by a PHI reliever during the season and 2.0 IP shy of his career long
- In 20 appearances with 0 days rest, posted a 2.50 ERA (5 ER, 18.0 IP)

### 2018

- Among all ML relievers, finished 5th in inherited runners stranded % (86.0) and T-5th in games (76, 2nd in AL)
- Tied for 2nd-most games in a season in LAA franchise history with Francisco Rodriguez (2008) and Joe Smith (2014), and most by an LAA LHP
- His 48 appearances after the All-Star break were an LAA record
- His 76 games were a career high and it was his fourth straight season with 60 or more appearances
- Did not allow a run in his first 13 appearances of the season (10.2 IP)
- Also had a 10.1-inning scoreless streak, 7/23-8/16
- Allowed only 1 HR in his final 44.2 innings of the season
- Held LHH to a .206 AVG (28-136), but did not allow a HR to any of the 114 RHH he faced
- Allowed 7 ER against HOU (2.2 IP) and 12 ER against all other opponents (58.1 IP)

### 2017

- Appeared in 64 games with LAA for the third consecutive season
- Recorded his first ML save on 4/28 at TEX
- Stranded 29 of the 35 inherited runners he faced (82.9%), the 6th-best percentage among all ML LHP (min. 30 inherited runners)
- Had a career-long 15.1-inning scoreless streak over 15 appearances, 6/29-9/8
- Optioned to Salt Lake (AAA) on 6/30; 1 of 3 stints in the minors
- Had a 1.86 ERA (4 ER, 19.1 IP) over the final two months of the season (22 games)
- Pitched for Venezuela in the World Baseball Classic

### 2016

- Led all LAA relievers in games (64), IP (57.1) and strikeouts (51)
- Allowed only 4 ER in 32.0 IP at home (1.13 ERA)
- Had a 10.1-inning scoreless streak, 4/24-5/12
- Optioned to Salt Lake on 7/4 and recalled on 7/19
- Posted a 1.04 ERA over his final 21 appearances (2 ER, 17.1 IP)

### 2015

- Among all AL relievers, finished T-5th in wins (4)
- Spent entire season with LAA
- Made 19 appearances of more than 1.0 IP, leading LAA relievers and ranking T-6th among AL relievers
- Posted a 3.21 ERA (20 ER, 56.0 IP) from the beginning of May through the end of the season
- Surrendered only four extra-base hits to the 117 LHH he faced all season (3 2B, 1 HR)
- Did not allow an ER in 16 of his final 17 appearances of the season

### 2014

- Began season with Salt Lake
- Recalled by LAA on 4/13 and optioned on 4/18
- Was on the 7-day IL with a left elbow sprain, 5/9-9/17; included a rehab assignment with the Arizona League Angels (R), 8/26-9/4
- Recalled on 9/29 for remainder of the season
- All 6 of his appearances with Salt Lake were starts
- Pitched for Anzoategui in the Venezuelan Winter League following the season and was named VWL Pitcher of the Year

### 2013

- Named DET's Minor League Pitcher of the Year
- Finished 2nd in the International League in WHIP (1.08), 4th in ERA (2.80) and 5th in OPP AVG (.235)
- Spent majority of the season with Toledo (AAA)
- Carried a 1.98 ERA (12 ER, 54.2 IP) through his first 9 starts
- Allowed 3 ER or fewer in 18 of his 20 starts
- Held LHH to a .165/.205/.217 slash line
- 14 of his 20 starts with Toledo were quality starts
- Had his contract selected by DET on 6/9, making his ML debut and earning his first win that day vs CLE
- Became the first DET pitcher to win in his ML debut since 1999 (Alfredo Figaro)
- Shuttled between DET and Toledo before being recalled for the remainder of the ML season on 9/3

**2012**

- Spent entire season with Jacksonville (AA)
- Led the Southern League in BB/9.0 IP (1.66), was T-1st in CG (3) & SHO (1) and 4th in WHIP (1.22)
- Named SL Pitcher of the Week, 6/18-24
- Was on the IL, 4/7-19 (left rotator cuff strain) and 7/3-14 (left groin strain)
- Threw three CG, one of which was a SHO, in a four-start span, 8/2-18
- Walked one batter or none in 18 of his 24 starts
- Pitched for Anzoategui in the VWL

**2011**

- Began season with Jupiter (A)
- Named a Florida State League midseason All-Star
- Did not allow a home run in his first seven starts of the season
- Posted a 2.25 ERA (7 ER, 28.0 IP) in five April starts
- Promoted to Jacksonville on 7/1 for the remainder of the season
- Pitched for Anzoategui in the VWL

**2010**

- Spent season with Greensboro (A)
- Posted a 2.44 ERA (21 ER, 77.1 IP) in 13 starts and a 6.46 ERA (22 ER, 30.2 IP) in 13 relief appearances
- Held LHH to a .173 AVG (14-81) with no home runs
- In 10 starts from 6/1-7/22, went 5-2 with a 2.61 ERA (18 ER, 62.0 IP)
- Was on the IL, 7/29-8/26, with a right eye injury
- Pitched for Anzoategui in the VWL

**2009**

- Began season with Salem (A)
- Transferred to Lowell (A) on 6/3
- Named a New York-Penn League midseason All-Star
- Led the NYPL in ERA (1.52) & WHIP (0.84), ranked T-1st in CG (2) & SHO (2), 2nd in AVG (.203) and 3rd in IP (83.0)
- Allowed 1 ER or none in 9 of his 12 starts
- Held opponents to a .203 AVG (60-295)
- Pitched for Anzoategui in the VWL

**2008**

- Spent season with Greenville (A)
- Was on the IL, 7/8-28, with an ailment
- Pitched for Anzoategui in the VWL

**2007**

- Spent season with Gulf Coast League Red Sox (R)
- Was 3rd in the GCL in ERA (1.84) and 4th in OPP AVG (.202)
- Did not allow more than 3 ER in any outing
- Surrendered 4 hits or fewer in 8 of his 9 starts
- Pitched for Anzoategui in the VWL

**2006**

- Began pro career with Dominican Summer League Red Sox (R)
- Posted a 1.29 ERA (5 ER, 35.0 IP) in 8 starts and 2.03 ERA (6 ER, 26.2 IP) in 7 relief appearances
- Began his career with 11 straight appearances (5 starts) without allowing a home run

**PERSONAL**

José Ricardo Álvarez... Married Kairely Petitti (10/29/16); has one daughter, Emma Daniela (3/25/17)... **Hobby:** Watching soccer on TV... **Signed by:** Alejandro Rodriguez.

**JOSÉ ÁLVAREZ'S CAREER STATISTICS**

YEAR	CLUB	W-L	ERA	G	GS	CG	SHO	SV	IP	H	R	ER	HR	HB	BB	SO	WP	BK	AVG
2006	DSL Red Sox	2-1	1.61	15	8	0	0	0	61.2	46	20	11	1	2	19	64	4	0	.205
2007	GCL Red Sox	4-1	1.84	11	9	0	0	0	49.0	36	24	10	4	0	14	38	1	0	.202
2008	Greenville	8-9	5.70	24	19	0	0	0	107.1	118	74	68	15	3	37	86	4	1	.281
2009	Salem	1-1	4.74	12	0	0	0	0	24.2	32	15	13	1	0	6	11	1	0	.308
	Lowell	8-3	*1.52	14	12	#2	#2	0	83.0	60	17	14	4	8	10	63	0	0	.203
2010	Greensboro	10-3	3.58	26	13	0	0	0	108.0	114	52	43	9	3	32	113	6	0	.273
2011	Jupiter	6-5	2.96	15	14	0	0	0	82.0	79	32	27	2	1	19	73	2	1	.258
	Jacksonville	2-6	5.35	12	12	0	0	0	65.2	80	47	39	9	1	22	45	4	2	.308
2012	Jacksonville	6-9	4.22	25	24	#3	#1	0	136.1	141	66	64	8	6	26	70	2	0	.274
2013	Toledo	8-6	2.80	21	20	1	0	1	128.2	114	46	40	11	3	25	115	4	0	.235
	DETROIT	1-5	5.82	14	6	0	0	0	38.2	42	26	25	7	2	16	31	0	1	.280
2014	Salt Lake	0-2	6.75	6	6	0	0	0	30.2	35	25	23	8	4	15	17	0	0	.285
	LOS ANGELES (AL)	0-0	0.00	2	0	0	0	0	0.2	1	0	0	0	0	0	1	0	0	.333
	AZL Angels	0-0	0.00	1	1	0	0	0	1.0	0	0	0	0	0	1	0	0	0	.000
2015	LOS ANGELES (AL)	4-3	3.49	64	0	0	0	0	67.0	58	29	26	5	5	23	59	1	0	.228
2016	LOS ANGELES (AL)	1-3	3.45	64	0	0	0	0	57.1	71	29	22	4	1	15	51	2	0	.298
	Salt Lake	1-0	2.45	5	0	0	0	0	7.1	5	3	2	0	0	5	7	0	0	.208
2017	LOS ANGELES (AL)	0-3	3.88	64	0	0	0	1	48.2	50	23	21	7	0	12	45	1	0	.263
	Salt Lake	0-0	2.31	9	0	0	0	0	11.2	10	3	3	0	0	2	10	1	0	.227
2018	LOS ANGELES (AL)	6-4	2.71	76	0	0	0	1	63.0	51	20	19	3	2	22	59	1	0	.217
2019	PHILLIES	3-4	3.36	67	1	0	0	1	59.0	66	25	22	8	1	18	51	3	0	.284
<b>Minors Totals</b>		<b>56-46</b>	<b>3.58</b>	<b>196</b>	<b>138</b>	<b>6</b>	<b>3</b>	<b>1</b>	<b>897.0</b>	<b>870</b>	<b>424</b>	<b>357</b>	<b>72</b>	<b>31</b>	<b>233</b>	<b>712</b>	<b>29</b>	<b>4</b>	<b>.256</b>
<b>AL</b>	<b>Totals</b>	<b>12-18</b>	<b>3.69</b>	<b>284</b>	<b>6</b>	<b>0</b>	<b>0</b>	<b>2</b>	<b>275.1</b>	<b>273</b>	<b>127</b>	<b>113</b>	<b>26</b>	<b>10</b>	<b>88</b>	<b>246</b>	<b>5</b>	<b>1</b>	<b>.255</b>
<b>NL</b>	<b>Totals</b>	<b>3-4</b>	<b>3.36</b>	<b>67</b>	<b>1</b>	<b>0</b>	<b>0</b>	<b>1</b>	<b>59.0</b>	<b>66</b>	<b>25</b>	<b>22</b>	<b>8</b>	<b>1</b>	<b>18</b>	<b>51</b>	<b>3</b>	<b>0</b>	<b>.284</b>
<b>ML</b>	<b>Totals</b>	<b>15-22</b>	<b>3.63</b>	<b>351</b>	<b>7</b>	<b>0</b>	<b>0</b>	<b>3</b>	<b>334.1</b>	<b>339</b>	<b>152</b>	<b>135</b>	<b>34</b>	<b>11</b>	<b>106</b>	<b>297</b>	<b>8</b>	<b>1</b>	<b>.260</b>

\* League leader  
# Tied for league lead

## ÁLVAREZ'S DIVISION SERIES STATISTICS

YEAR	CLUB, OPP	W-L	ERA	G	GS	CG	SHO	SV	IP	H	R	ER	HR	HB	BB	SO	WP	BK	AVG
2013	DET, OAK	0-0	0.00	1	0	0	0	0	3.0	0	0	0	0	0	1	3	0	0	.000

## ÁLVAREZ'S WORLD BASEBALL CLASSIC STATISTICS

YEAR	CLUB	W-L	ERA	G	GS	CG	SHO	SV	IP	H	R	ER	HR	HB	BB	SO	WP	BK	AVG
2013	Venezuela	0-0	2.25	4	0	0	0	0	4.0	4	2	1	0	0	2	3	0	0	.235

## ÁLVAREZ'S MAJOR LEAGUE HITTING TOTALS

	AVG	AB	R	H	2B	3B	HR	RBI	SH	SF	HP	BB	SO	SB	CS	E
2016	.000	1	0	0	0	0	0	0	0	0	0	1	0	0	0	1
<b>Career</b>	<b>.000</b>	<b>2</b>	<b>0</b>	<b>0</b>	<b>0</b>	<b>0</b>	<b>0</b>	<b>0</b>	<b>0</b>	<b>0</b>	<b>0</b>	<b>1</b>	<b>0</b>	<b>0</b>	<b>0</b>	<b>1</b>

## ÁLVAREZ'S CAREER TRANSACTIONS

- Signed by Boston Red Sox as an amateur free agent, July 2, 2005
- Traded to Florida Marlins with Hunter Jones (lhp) for Jeremy Hermida (of), November 5, 2009
- Signed by Detroit Tigers as a free agent, November 8, 2012
- Traded to Los Angeles Angels for Andrew Romine (inf), March 21, 2014
- Traded to Philadelphia for Luis García (rhp), December 6, 2018

## ÁLVAREZ'S CAREER FIELDING

POSITION	PCT	G	PO	A	E	TC	DP
Pitcher	.986	351	22	49	1	72	6

## ÁLVAREZ'S GAME HIGHS

**LOW-HIT CG:** N/A... **SHUTOUTS:** N/A... **STRIKEOUTS:** 7 – 6/9/13 vs CLE... **WALKS:** 3 – 3 times, last: 5/9/15 vs HOU... **LONGEST OUTING:** 6.0 inn. – 6/9/13 vs CLE... **WINNING STREAK:** 3 games – 7/23-8/9/19... **LOSING STREAK:** 6 games – 6/26/13-4/26/15... **SCORELESS STREAK:** 15.1 inn. – 6/29-9/14/17





# VÍCTOR ARANO

RHP

64

**B-T:** R-R

**HT:** 6-2; **WT:** 228

**OPENING DAY AGE:** 25

**BORN:** February 7, 1995, Veracruz, MX

**RESIDES:** Mexico City, MX

**ML SERVICE:** 2 years, 20 days

**HOW OBTAINED:** Acquired from Los Angeles Dodgers with Jesmuel Valentín for Roberto Hernández, 8/28/14

## 2019

- Began season with Lehigh Valley (AAA) and was recalled on 4/12 after allowing one base runner in 4.0 scoreless, hitless IP
- Struck out all six batters he faced on 4/14 at MIA, becoming just the second Phillies reliever since 1900 to accomplish that feat (other: Willie Hernandez, 7/3/83 vs NYM)
- Those six strikeouts doubled his previous career high
- Was placed on the 10-day IL on 4/20 (retro to 4/19) with right elbow inflammation and was transferred to the 60-day IL on 6/4, missing the remainder of the season

## 2018

- Made his first career Opening Day roster
- Retired each of the first 25 batters he faced and 32 consecutive batters dating back to 2017, most by a Phillie since Rick Wise retired 32 straight on 9/18/71
- Did not allow a run in his first 10.1 IP
- Was on the 10-day IL, 4/29-5/18, with a right rotator cuff strain; included rehab assignments to Reading (AA), 5/14-16, and Lehigh Valley, 5/17-18
- Allowed his first career HR on 6/8 after not allowing one in his first 29.0 IP
- Recorded his first career save on 7/4 vs BAL
- Had a 0.78 ERA (2 ER, 23.0 IP) in 22 appearances, 6/26-8/16
- Had an 11.2-inning scoreless streak (10 G), 7/20-8/16
- Held RHH to a .207/.248/.319 slash line

## 2017

- Was a non-roster invitee to ML spring training
- Began the season on the 7-day IL (right elbow sprain)
- Made his season debut for Reading on 5/31
- Pitched at least 2.0 innings in 8 of his 32 appearances for Reading and posted a 1.69 ERA (3 ER, 16.0 IP) in those games
- Averaged 8.85 SO/9.0 IP (38 SO, 38.2 IP) in his 32 double-A appearances
- Never walked more than 1 batter in any minor league appearance
- Had his contract selected on 9/12 and made his ML debut that night vs MIA (0.2 IP)
- Earned his first ML win, 9/16 vs OAK
- Held opponents to a .158 AVG (6-38) with the Phillies
- All 10 ML appearances came in home games

## 2016

- Began the season with Clearwater (A)
- Ranked 1st among Florida State League relievers in base runners/9.0 IP (9.71), 2nd in BB/9.0 IP (2.14) and 3rd in SO/9.0 IP (10.14)
- Posted a 0.96 ERA (3 ER, 28.0 IP) in 16 games from 6/21 until his promotion to Reading on 8/2
- Pitched at least 2.0 innings in 28 of his 46 minor league relief appearances
- Averaged a combined 10.73 SO/9.0 IP and held opponents to a .213 AVG (63-296)
- Pitched in 8 games for Scottsdale in the Arizona Fall League (0-0, 2.79 ERA, 9.2 IP, 5 H, 6 BB, 9 SO)
- Also made 6 appearances for Oregón in the Mexican Winter League (1-0, 4.76 ERA, 5.2 IP, 5 H, 5 SO)

## 2015

- Spent the entire season with Clearwater
- Was on the IL, 4/9-21 (stomach viral infection)
- Tossed first professional SHO, 7/6 at Brevard County (7.0 IP, 3 H, 3 SO)
- Set professional highs in starts and innings pitched
- T-7th in the FSL in WHIP (1.27)

## 2014

- Spent the entire season with Great Lakes (A)
- Posted a 4.15 SO/BB ratio (83 SO, 33 BB)
- Walked only 1 batter while striking out 18 in 20.2 innings as a reliever
- Allowed 8 ER in 2.1 IP, 5/8 vs South Bend; posted a 3.33 ERA (31 ER, 83.2 IP) in his other 21 appearances
- Participated in Florida Instructional League

## 2013

- Began his pro career with Arizona League Dodgers (R)

## PERSONAL

Víctor Teodoro Arano (pronounced ah-RAH-no)... Has one son, Víctor Tadeo (11/1/16)... Attended María Beltrán Vallecillo, where he played baseball... **Hobby:** Spending time with family and friends... **Signed by:** Mike Brito and Pat Kelly.

## VÍCTOR ARANO'S CAREER STATISTICS

YEAR	CLUB	W-L	ERA	G	GS	CG	SHO	SV	IP	H	R	ER	HR	HB	BB	SO	WP	BK	AVG
2013	AZL Dodgers	3-2	4.20	13	8	0	0	0	49.1	52	34	23	4	0	13	49	9	0	.255
2014	Great Lakes	4-7	4.08	22	15	0	0	3	86.0	88	42	39	11	0	20	83	7	1	.260
2015	Clearwater	4-12	4.72	24	22	1	1	0	124.0	131	69	65	7	11	26	69	11	1	.276
2016	Clearwater	4-1	2.29	35	0	0	0	4	63.0	52	21	16	4	1	15	71	2	0	.222
	Reading	1-1	2.16	11	0	0	0	1	16.2	11	6	4	2	0	4	24	1	0	.177
2017	Reading	1-2	4.19	32	0	0	0	9	38.2	39	20	18	7	1	11	38	7	0	.264
	PHILLIES	1-0	1.69	10	0	0	0	0	10.2	6	2	2	0	0	4	13	0	0	.158
2018	PHILLIES	1-2	2.73	60	0	0	0	3	59.1	54	19	18	6	1	17	60	1	0	.239
	Reading - a	0-0	9.00	1	0	0	0	0	1.0	2	1	1	0	0	0	2	0	0	.400
	Lehigh Valley - a	0-0	0.00	1	0	0	0	0	1.0	1	0	0	0	0	1	1	0	0	.250
2019	Lehigh Valley	2-0	0.00	3	0	0	0	0	4.0	0	0	0	0	0	1	7	0	0	.000
	PHILLIES	1-0	3.86	3	0	0	0	0	4.2	2	2	2	1	0	2	7	0	0	.154
<b>Minors Totals</b>		<b>19-25</b>	<b>3.89</b>	<b>142</b>	<b>45</b>	<b>1</b>	<b>1</b>	<b>17</b>	<b>383.2</b>	<b>376</b>	<b>193</b>	<b>166</b>	<b>35</b>	<b>13</b>	<b>91</b>	<b>344</b>	<b>37</b>	<b>2</b>	<b>.254</b>
<b>ML</b>	<b>Totals</b>	<b>3-2</b>	<b>2.65</b>	<b>73</b>	<b>0</b>	<b>0</b>	<b>0</b>	<b>3</b>	<b>74.2</b>	<b>62</b>	<b>23</b>	<b>22</b>	<b>7</b>	<b>1</b>	<b>23</b>	<b>80</b>	<b>1</b>	<b>0</b>	<b>.224</b>

a - Rehab assignment

## ARANO'S CAREER TRANSACTIONS

- Signed by Los Angeles Dodgers as an amateur free agent, April 4, 2013
- Traded to Philadelphia with Jesmuel Valentin (inf) for Roberto Hernández (rhp), August 28, 2014
- On injured list with a right rotator cuff strain, April 29-May 18, 2018; included rehab assignments to Reading, May 14-16, and Lehigh Valley, May 17-18
- On injured list with right elbow inflammation, April 19, 2019 through the remainder of the season

## ARANO'S CAREER FIELDING

POSITION	PCT	G	PO	A	E	TC	DP
Pitcher	1.000	73	1	7	0	8	0

## ARANO'S GAME HIGHS

**STRIKEOUTS:** 6 – 4/14/19 at MIA... **WALKS:** 2 – 3 times, last: 7/11/18 at NYM... **LONGEST OUTING:** 2.0 inn. – 11 times, last: 4/14/19 at MIA... **WINNING STREAK:** 2 games – 9/16/17-6/30/18... **LOSING STREAK:** 2 games – 7/9-8/2/18... **SCORELESS STREAK:** 14.2 inn. – 2 times, last: 9/25/17-4/22/18



# JAKE ARRIETA

RHP

49

@JArrieta34

**B-T:** R-R  
**HT:** 6-4; **WT:** 230  
**OPENING DAY AGE:** 34  
**BORN:** March 6, 1986, Farmington, MO  
**RESIDES:** Austin, TX  
**ML SERVICE:** 8 years, 145 days  
**HOW OBTAINED:** Signed by Phillies as a free agent, 3/12/18  
**CONTRACT STATUS:** Signed a multi-year contract on 3/12/18

2020 PHILLIES

## 2019

- Won his 100th career game on 4/12 at MIA, becoming the fifth Phillie in the last 30 years to earn his 100th win while wearing a Phillies uniform (others: Cole Hamels, Curt Schilling, Mark Portugal and Danny Jackson)
- Posted a 2.65 ERA (10 ER, 34.0 IP) through his first five starts of the season, 3/31-4/22
- On 5/20, made his first career start against CHI, the final of the 30 teams he had not yet faced
- Surrendered only seven home runs over his final 11 starts (56.0 IP, 1.13 HR/9.0 IP) and only one home run in four starts (20.0 IP) during July
- Posted a 3.28 ERA (9 ER, 24.2 IP) over five starts, 7/14-8/6
- Was placed on the 10-day IL on 8/14 (retro to 8/12) with a bone spur in his right elbow and was transferred to the 60-day IL on 8/19
- Underwent surgery to remove the bone spur in August, causing him to miss the remainder of the season

## 2018

- Made at least 30 starts for the fourth consecutive season (since 2015), one of seven ML pitchers to do so in that span
- Pitched in his 200th career game on 4/19 vs PIT and made his 200th start on 5/23 vs ATL
- Struck out 10 batters and allowed just 1 hit on 4/19 vs PIT
- Went 5-2 with a 2.16 ERA (14 ER, 58.1 IP) in his first 10 starts of the season
- Did not allow a home run in 28.1 consecutive IP in parts of six starts, 4/8-5/6
- Surrendered just 1 home run in both April and May, becoming the first Phillies pitcher to allow 1 or 0 home runs in consecutive months (min. 5 GS) since 2001 (Brandon Duckworth, Aug.-Sept.)
- Posted a 0.90 ERA (3 ER, 30.0 IP) in five May starts, becoming the seventh Phillie ever to make at least five starts in a month with a sub-1.00 ERA
- His 0.90 ERA in May trailed only Jacob deGrom (0.69) and Justin Verlander (0.86) among qualifying pitchers
- Had a 13.1-inning scoreless streak, 5/6-18, and an 18.2-inning scoreless streak (longest of the season by a Phillie), 5/23-6/3
- Hit a home run on 6/3 at SF (Dereck Rodriguez)
- Went 4-0 with a 2.80 ERA (11 ER, 35.1 IP) and 2 HR allowed in six July starts
- Became the first Phillies pitcher ever to go 4-0 or better in a month after going 0-4 or worse the previous month
- His 11 strikeouts on 9/4 at MIA were his most in a game since 6/17/16 vs PIT
- Posted a 3.11 ERA (44 ER, 127.1 IP) in his first 22 starts and a 6.35 ERA (32 ER, 45.1 IP) in his final nine

### ARRIETA PHAST PHACTS

- 2015 NL Cy Young Award winner
- 2016 NL All-Star
- 2016 NL Silver Slugger Award winner
- Has pitched 2 no-hitters
- Member of 2016 World Series champions (CHI)

- Induced a career-high 22 ground ball double plays, T-6th most in MLB and most by a Phillie since 2010 (Halladay, 25)
- Allowed more unearned runs (17) than any pitcher in MLB

## 2017

- Led CHI in wins (14)
- Totaled at least 30 starts for the third consecutive season
- Held RHH to a .209 AVG (73-350)
- Named NL Pitcher of the Month for August (4-1, 1.21 ERA), when he led all NL starters in ERA and T-1st in wins
- In 12 starts following the All-Star break, posted a 2.28 ERA (17 ER, 67.0 IP), which ranked 6th among qualifying NL pitchers (3rd among starters) in that span
- Made 20 road starts, the most by a CHI pitcher since 1980 (Rick Reuschel, 21)
- Walked 3 or fewer batters in 29 of 30 starts, averaging 2.94 BB/9.0 IP (55 BB, 168.1 IP)
- Collected a season-high 10 SO, 4/9 at MIL
- Had a stretch of 72 consecutive starts (9/2/14-4/22/17) of at least 5.0 innings snapped, 4/28 at BOS (4.1 IP); that was the longest stretch by a CHI pitcher since 1908
- Belted his 5th career HR, 6/17 at PIT (Ivan Nova)
- Collected his 1,000th career SO (Trea Turner) on 6/27 at WSH
- Exited his start on 9/4 at PIT (right hamstring strain) and missed over 2 weeks before his next start on 9/21 at MIL
- Finished his CHI career with a .182 OPP AVG at Wrigley Field, the lowest all-time mark among CHI starting pitchers
- Went 1-1 with a 0.84 ERA (1 ER, 10.2 IP) in 2 postseason starts: Game 4 of the NLDS on 10/11 vs WSH and Game 4 of the NLCS on 10/18 vs LAD

## 2016

- Named an NL All-Star for the first time in his career
- Held opponents to a .194 AVG (138-710), the best mark among all qualifying pitchers in MLB
- Among qualifying NL pitchers, ranked 1st in OPP SLG (.306), 2nd in OPP OPS (.583), T-3rd in wins (18), 6th in OPP OBP (.277), 7th in WHIP (1.08) and 10th in ERA (3.10) & SO/9.0 IP (8.67)

- Tossed his second career no-hitter and the 15th in CHI franchise history, 4/21 at CIN (4 BB, 6 SO, 119 pitches); also went 2-for-4 at the plate with a walk and run scored
- Became the fourth reigning Cy Young Award winner to throw a no-hitter, joining Sandy Koufax (1964), Bob Gibson (1971) and Clayton Kershaw (2014)
- Became the 8th pitcher in MLB history to throw a no-hitter in consecutive seasons, the first since 2013-14 (Tim Lincecum)
- Was the second pitcher in MLB history to throw a no-hitter on the road in consecutive campaigns, joining KC's Steve Busby from 1973 (at DET) and 1974 (at MIL)
- His no-hitter on 4/21 came in just his 10th start since throwing his first no-hitter, 8/30/15 at LAD, marking the 3rd-shortest span between no-hitters in MLB history
- 1 of 3 finalists for the NL Rawlings Gold Glove Award
- Won the NL Silver Slugger Award, batting .262 (17-65), 2 2B, 3B, 2 HR and 7 RBI
- His 17 hits led all pitchers and were the most by a CHI pitcher since 2008 (Carlos Zambrano, 28)
- Named NL Pitcher of the Month for April, capping a streak in which he received the award for 3 consecutive months, beginning in August 2015
- Became the first NL pitcher to accomplish the feat and third pitcher in either league, joining Pedro Martinez (April-June, 1999) and Johan Santana (July-September, 2004)
- Became the first pitcher in MLB history to record 6 consecutive regular-season home starts without surrendering a run, 8/9/15-4/16/16
- Won his first 6 starts of the season, becoming the first CHI pitcher to do so since 1908, when Mordecai Brown won each of his first 11 starts to begin that season
- Posted a 19-0 record in 19 straight road decisions, 6/4/15-6/27/16, the only pitcher to accomplish that since 1913 (surpassed ATL's Greg Maddux, 18 games, 1994-1995)
- Tossed a CHI franchise-record 24 consecutive quality starts from 6/21/15-4/21/16, the longest streak since 1967-68, when Hall of Famer Bob Gibson established the MLB record (since 1913) for most consecutive quality starts (26) over those 2 seasons
- Recorded a career- and franchise-best 20 consecutive wins from 8/4/15-5/25/16, which tied for the 3rd-longest streak in MLB history (since 1913)
- Notched 9 starts of at least 6.0 scoreless innings, tied for the most in the majors (also: Tanner Roark)
- Went 11-3 on the road, the 2nd-most road victories in MLB (Max Scherzer, 12-4)
- Allowed 5 or fewer hits in a career-best 12 straight starts, 7/19-9/23
- Collected at least 10 SO in 4 starts: 5/14 vs PIT (11), 6/5 vs ARI (12), 6/17 vs PIT (11) and 9/23 vs STL (10)
- Made his second career Opening Day start and tossed 7.0 scoreless innings in CHI's 9-0 win at LAA on 4/4
- Surrendered his first run of the season in the 4th inning, 4/10 at ARI (Paul Goldschmidt homered), which snapped a career-long 32.0-consecutive scoreless innings streak that began on 9/22/15 vs MIL
- Recorded 52.2 consecutive scoreless innings at Wrigley Field from 7/25/15-4/28/16, the longest streak in Wrigley Field history and the longest by any pitcher at his home park behind CWS' Ray Herbert, who tossed 54.0 straight scoreless innings at Comiskey Park from 1962-63
- In April, went 5-0 with a 1.00 ERA, becoming the 7th pitcher to win 5 games in April with an ERA of 1.00 or lower, joining Walter Johnson (1913), Fernando Valenzuela (1981), Randy Johnson (2000), Cliff Lee (2008), Zack Greinke (2009) and Ubaldo Jimenez (2010)

## MOST WINS, NL PITCHERS (2015-19)

1.	Max Scherzer	79
T2.	Zack Greinke	74
T2.	Jon Lester	74
4.	<b>JAKE ARRIETA</b>	<b>72</b>
5.	Clayton Kershaw	71

- CHI won 23 consecutive games started by him from 7/30/15-5/25/16, tied for the longest streak in MLB history since 1913 (also: ATL's Kris Medlen in 2010-12)
- Posted a 1.74 ERA (19 ER, 98.0 IP) in his first 15 starts of the season, 4/4-6/22
- Went 12-4 with a 2.68 ERA (34 ER, 114.1 IP) and 121 strikeouts in 18 starts before the All-Star break
- Went 2-1 with a 3.63 ERA (9 ER, 22.1 IP) and 25 SO in 4 postseason starts
- Hit a 3-run HR in Game 3 of the NLDS on 10/10 at SF (Madison Bumgarner)
- Did not allow a hit over his first 5.1 innings in Game 2 of the World Series, marking the longest no-hit bid in a Fall Classic game since Game 2 of the 1969 World Series, when NYM's Jerry Koosman tossed 6.0 no-hit innings
- Finished his start allowing 1 run on 2 hits over 5.2 innings en route to the first World Series victory by CHI
- Won Game 6 of the World Series on 11/1, becoming the 3rd CHI pitcher to win multiple starts in a single Fall Classic and the first since 1935 (Lon Warneke)
- Had 9 SO over 5.2 innings in Game 6, the most in a World Series game by any pitcher who tossed fewer than 6.0 innings; his 9 SO were tied for the 2nd-most in CHI history in a World Series start

## 2015

- Won the NL Cy Young Award
- Received 17 of 30 possible first-place votes in the NL Cy Young vote, garnering 169 points
- Logged career bests in wins (22), starts (33), CG (4), SHO (3), innings (229.0), SO (236), WHIP (0.86), ERA (1.77) and quality starts (29)
- Became the 5th pitcher to have at least 22 wins with no more than six losses and an ERA under 2.00 since ERA became an official stat (1912 in the NL and 1913 in the AL), joining Sandy Koufax (1963), Denny McLain (1968), Ron Guidry (1978) and Dwight Gooden (1985)
- His 1.77 ERA (45 ER, 229.0 IP) was the lowest for a CHI qualifying starting pitcher since 1919, when Pete Alexander had a 1.72 ERA
- Logged a 0.41 ERA (4 ER, 88.1 IP) and went 11-0 in 12 starts (all QS) beginning 8/4 through the end of the season
- That 0.41 mark (min. 50.0 IP) is the lowest ERA for any pitcher from 8/1 through season's end since ERA became an official stat
- Became the only pitcher in the ER era to go undefeated with an ERA under 0.50 in a 12-start span
- Tossed a no-hitter on 8/30 at LAD (BB, 12 SO, 116 pitches)
- Completed his no-hitter by striking out the side in order in the 9th inning and became the first pitcher to secure a no-hitter by striking out the side in order in the 9th since 1965 (Sandy Koufax struck out his final six Cubs faced in his perfect game)
- Won NL Pitcher of the Month for August (6-0, 0.43 ERA)
- Was the first pitcher to go 6-0 in 6 starts with an ERA below 0.75 in a month since September 1974, when CWS' Jim Kaat went 6-0 with a 0.35 ERA



- In 15 starts following the All-Star break, went 12-1 with 2 shutouts and posted a 0.75 ERA (9 ER, 107.1 IP), which is the lowest second-half ERA since the All-Star Game was instituted in 1933
- Became the first pitcher in MLB history to finish a season with 20 consecutive quality starts
- Held opponents to a .150 AVG (76-505), a .200 OBP and a .210 SLG in his final 20 starts
- Slugged as many HR (2) as he allowed (2) during that stretch
- Named NL Pitcher of the Month for September and became the first NL pitcher to win the award in consecutive months since June and July 2014 (LAD's Clayton Kershaw)
- Finished the regular season having won his final 11 decisions
- Finished the regular season with a 22.0-inning scoreless streak, which began on 9/22
- Did not allow a run in his final 40.2 innings at Wrigley Field, the longest scoreless stretch for any pitcher since the park opened in 1914
- His 22 victories were the most by a CHI pitcher since 1971 (Fergie Jenkins, 24-13), and he was CHI's first 20-game winner since 2001 (Jon Lieber, 20-6)
- Went 13-1 with a 1.60 ERA (22 ER, 124.0 IP) in 18 road starts
- His 13 road wins and 1.60 road ERA both led the majors
- Threw at least 8.0 innings and allowed no more than 1 ER in 5 straight starts starting with his no-hitter through 9/22
- The last pitcher to do so before him was Roger Clemens in 1997, and the previous to accomplish such a streak that late in the season was Orel Hershiser in 1988
- Tossed his second career shutout (4 H, 7 SO, 122 pitches), 6/21 at MIN
- On 7/12 vs CWS, tossed a 2-hit complete game and hit his first career home run (Jose Quintana) to become the second pitcher ever to homer in a complete-game interleague win, joining ATL's Denny Neagle in 1997 vs DET
- Posted his third shutout of the season (3 H, BB, 11 SO), 9/22 vs MIL
- Tossed a 5-hit shutout and struck out 11 in a 4-0 Wild Card win at PIT, 10/7
- Became the sixth pitcher in MLB history to toss a shutout while allowing 5 or fewer hits and striking out at least 10 in their first career postseason appearance
- Was the first to do so since 10/7/2010 (SF's Tim Lincecum in Game 1 of the NLDS vs ATL)



## 2014

- Averaged a career-best 9.59 SO/9.0 IP (167 SO, 156.2 IP) and 0.29 HR/9.0 IP (5 HR)
- Began the season on the 15-day IL (retro to 3/21) with right shoulder tightness
- Made 5 rehab starts between Tennessee (AA) and Daytona (A), 4/5-26
- Activated from the IL and made his first start of the season on 5/3 vs STL
- Posted a 1.46 ERA (13 ER, 80.0 IP) and went 6-1 in 12 starts at Wrigley Field
- It was the lowest home ERA for any starter in the majors (min. 12 starts)
- Recorded 10 straight quality starts, 6/8-7/31
- Went 4-0 with a 0.92 ERA (4 ER, 39.1 IP) in 6 June starts
- Took a perfect game into the 7th inning, 6/24 vs CIN (Billy Hamilton ended the effort with a single to open the 7th inning)
- Tossed 7.2 no-hit innings in his next start, 6/30 at BOS, before Stephen Drew singled to right with 2 outs in the 8th
- Became the first pitcher to take a no-hitter into the 7th inning in consecutive starts since 1988 (TOR's Dave Stieb on 6/24 and 6/30)
- Entered the 7th inning with a no-hit bid for the 3rd time, 9/16 vs CIN (ended with 1 out in the 8th on a double by Brandon Phillips), but went on to record 1-hit shutout with a career-high 13 strikeouts

## 2013

- Made BAL's Opening Day roster
- Optioned to Norfolk (AAA) on 4/22
- Had 3 stints with BAL before being traded to CHI, 7/2
- Combined to go 5-4 with a 4.78 ERA (40 ER, 75.1 IP) in 14 starts
- Held opponents to a .216 AVG (59-273), including a .185 mark (34-184) with CHI
- Selected from Iowa (AAA) on 7/30 for a doubleheader and was optioned back following game 2
- Recalled from Iowa and earned his first victory as a Cub in CHI's 7-0 win, 8/16 vs STL (7.0 IP, 2 H, 2 BB, 7 SO)

## 2012

- Made his first career Opening Day start, 4/6 vs MIN
- Became the first pitcher in BAL history to throw at least 7.0 shutout innings while allowing 2 or fewer hits on Opening Day
- Split the season between BAL and Norfolk
- Had 3 stints with BAL (Opening Day-7/5, 8/26-27 and 9/7-end of season)
- Pitched exclusively in relief after his recall to BAL on 9/7
- Averaged 13.50 SO/9.0 IP (20 SO, 13.1 IP) in 6 relief appearances

## 2011

- Spent the entire season with BAL
- Posted 6 quality starts over 7 outings from 4/14-5/15, going 4-0 with a 3.00 ERA (14 ER, 42.0 IP) and 38 strikeouts in that stretch
- Earned his 10th win of the season, 7/26 at TOR, becoming the first BAL starter to record 10 wins before August since 2007 (Erik Bedard)
- Placed on the IL on 8/6 and had surgery to remove bone spurs from his right elbow, 8/12 (transferred to 60-day IL)

## 2010

- Began the season with Norfolk
- Was recalled from Norfolk on 6/10 and beat NYY that night in his ML debut (6.0 IP, 4 H, 3 R, 3 ER, 4 BB, 6 SO)
- Became the first MLB pitcher to beat the defending World Champions in his ML debut since 2005 (ATL's Kyle Davies)
- Named BAL's Minor League Pitcher of the Month for April (2-1, 1.16 ERA)
- Ranked as BAL's 4th-best prospect by *Baseball America* entering the season

## 2009

- Began the season with Bowie (AA)
- Named Eastern League Pitcher of the Week twice: 5/11-17 and 6/1-7

- Led the EL in SHO (2)
- Named Norfolk's Player of the Month for August (3.03 ERA)
- Went a combined 11-11 with a 3.40 ERA (57 ER, 150.2 IP) in 28 starts between Bowie (11 GS) and Norfolk (17 GS)

## 2008

- Began his professional career with Frederick (A)
- Selected as a Carolina League midseason and postseason All-Star
- Led the CL with a 2.87 ERA (36 ER, 113.0 IP) and finished 4th in SO (120)
- Selected to the U.S. Team for the All-Star Futures Game at Yankee Stadium

## 2007

- Named to the Arizona Fall League Top Prospects Team

## PERSONAL

Jacob Joseph Arrieta... Married Brittany Young (11/22/08); has two children: Cooper Austin (9/25/11) and Palmer Ryan (12/31/13)... 2004 graduate of Plano East High School (TX), where he played baseball and football... Attended Texas Christian University... **Hobbies:** Golf, fishing, bike riding, boating, hiking, cooking and eating... **Signed by:** Jim Richardson.

## JAKE ARRIETA'S CAREER STATISTICS

YEAR	CLUB	W-L	ERA	G	GS	CG	SHO	SV	IP	H	R	ER	HR	HB	BB	SO	WP	BK	AVG
2008	Frederick	6-5	*2.87	20	20	0	0	0	113.0	80	44	36	7	6	51	120	3	1	.199
2009	Bowie	6-3	2.59	11	11	2	*2	0	59.0	45	21	17	4	4	23	70	2	0	.208
	Norfolk	5-8	3.93	17	17	0	0	0	91.2	97	46	40	9	9	33	78	4	0	.276
2010	Norfolk	6-2	1.85	12	11	0	0	0	73.0	48	18	15	3	2	34	64	1	0	.189
	BALTIMORE	6-6	4.66	18	18	0	0	0	100.1	106	57	52	9	4	48	52	5	0	.271
2011	BALTIMORE	10-8	5.05	22	22	0	0	0	119.1	115	70	67	21	4	59	93	0	0	.253
2012	BALTIMORE	3-9	6.20	24	18	0	0	0	114.2	122	82	79	16	5	35	109	4	0	.272
	Norfolk	5-4	4.02	10	10	1	1	0	56.0	46	25	25	3	4	28	54	4	0	.223
2013	BALTIMORE	1-2	7.23	5	5	0	0	0	23.2	25	19	19	2	2	17	23	1	0	.281
	Norfolk	5-3	4.41	9	8	1	1	0	49.0	45	26	24	4	1	14	38	4	0	.246
	Iowa	2-2	3.56	7	7	0	0	0	30.1	32	16	12	2	2	16	39	5	0	.271
	CHICAGO (NL)	4-2	3.66	9	9	0	0	0	51.2	34	22	21	7	3	24	37	0	0	.185
2014	Tennessee - a	1-1	1.26	4	4	0	0	0	14.1	8	4	2	0	0	5	11	2	0	.157
	Daytona - a	0-0	4.76	1	1	0	0	0	5.2	5	5	3	3	0	2	7	1	0	.227
	CHICAGO (NL)	10-5	2.53	25	25	1	1	0	156.2	114	46	44	5	3	41	167	8	0	.203
2015	CHICAGO (NL)	*22-6	1.77	33	#33	#4	#3	0	229.0	150	52	45	10	6	48	236	6	0	*.185
2016	CHICAGO (NL)	18-8	3.10	31	31	1	0	0	197.1	138	72	68	16	6	76	190	16	0	*.194
2017	CHICAGO (NL)	14-10	3.53	30	30	0	0	0	168.1	150	82	66	23	10	55	163	14	0	.235
2018	PHILLIES	10-11	3.96	31	31	0	0	0	172.2	165	93	76	21	7	57	138	11	1	.254
2019	PHILLIES	8-8	4.64	24	24	0	0	0	135.2	149	76	70	21	7	51	110	7	0	.283
<b>Minors Totals</b>		<b>36-28</b>	<b>3.18</b>	<b>91</b>	<b>89</b>	<b>4</b>	<b>4</b>	<b>0</b>	<b>492.0</b>	<b>406</b>	<b>205</b>	<b>174</b>	<b>35</b>	<b>28</b>	<b>206</b>	<b>481</b>	<b>26</b>	<b>1</b>	<b>.225</b>
<b>AL Totals</b>		<b>20-25</b>	<b>5.46</b>	<b>69</b>	<b>63</b>	<b>0</b>	<b>0</b>	<b>0</b>	<b>358.0</b>	<b>368</b>	<b>228</b>	<b>217</b>	<b>48</b>	<b>15</b>	<b>159</b>	<b>277</b>	<b>10</b>	<b>0</b>	<b>.266</b>
<b>NL Totals</b>		<b>86-50</b>	<b>3.16</b>	<b>183</b>	<b>183</b>	<b>6</b>	<b>5</b>	<b>0</b>	<b>1111.1</b>	<b>900</b>	<b>443</b>	<b>390</b>	<b>103</b>	<b>42</b>	<b>352</b>	<b>1041</b>	<b>62</b>	<b>1</b>	<b>.221</b>
<b>ML Totals</b>		<b>106-75</b>	<b>3.72</b>	<b>252</b>	<b>246</b>	<b>6</b>	<b>5</b>	<b>0</b>	<b>1469.1</b>	<b>1268</b>	<b>671</b>	<b>607</b>	<b>151</b>	<b>57</b>	<b>511</b>	<b>1318</b>	<b>72</b>	<b>1</b>	<b>.232</b>

\* League leader

# Tied for league lead

a - Rehab assignment

## ARRIETA'S WILD CARD GAME STATISTICS

YEAR	CLUB, OPP	W-L	ERA	G	GS	CG	SHO	SV	IP	H	R	ER	HR	HB	BB	SO	WP	BK	AVG
2015	CHI, PIT	1-0	0.00	1	1	1	1	0	9.0	5	0	0	0	2	0	11	0	0	.167

## ARRIETA'S DIVISION SERIES STATISTICS

YEAR	CLUB, OPP	W-L	ERA	G	GS	CG	SHO	SV	IP	H	R	ER	HR	HB	BB	SO	WP	BK	AVG
2015	CHI, STL	1-0	6.35	1	1	0	0	0	5.2	5	4	4	1	1	2	9	0	0	.227
2016	CHI, SF	0-0	3.00	1	1	0	0	0	6.0	6	2	2	0	0	1	5	0	0	.261
2017	CHI, WSH	0-1	0.00	1	1	0	0	0	4.0	2	1	0	0	0	5	4	1	0	.143
<b>DS</b>	<b>Totals</b>	<b>1-1</b>	<b>3.45</b>	<b>3</b>	<b>3</b>	<b>0</b>	<b>0</b>	<b>0</b>	<b>15.2</b>	<b>13</b>	<b>7</b>	<b>6</b>	<b>1</b>	<b>1</b>	<b>8</b>	<b>18</b>	<b>1</b>	<b>0</b>	<b>.220</b>

## ARRIETA'S LEAGUE CHAMPIONSHIP SERIES STATISTICS

YEAR	CLUB, OPP	W-L	ERA	G	GS	CG	SHO	SV	IP	H	R	ER	HR	HB	BB	SO	WP	BK	AVG
2015	CHI, NYM	0-1	7.20	1	1	0	0	0	5.0	4	4	4	1	0	2	8	0	0	.211
2016	CHI, LAD	0-1	7.20	1	1	0	0	0	5.0	6	4	4	2	0	5	0	0	0	.286
2017	CHI, LAD	1-0	1.35	1	1	0	0	0	6.2	3	1	1	1	1	5	9	1	0	.136
<b>LCS</b>	<b>Totals</b>	<b>1-2</b>	<b>4.86</b>	<b>3</b>	<b>3</b>	<b>0</b>	<b>0</b>	<b>0</b>	<b>16.2</b>	<b>13</b>	<b>9</b>	<b>9</b>	<b>4</b>	<b>1</b>	<b>7</b>	<b>22</b>	<b>1</b>	<b>0</b>	<b>.210</b>

## ARRIETA'S WORLD SERIES STATISTICS

YEAR	CLUB, OPP	W-L	ERA	G	GS	CG	SHO	SV	IP	H	R	ER	HR	HB	BB	SO	WP	BK	AVG
2016	CHI, CLE	2-0	2.38	2	2	0	0	0	11.1	5	3	3	1	1	6	15	1	0	.128

## ARRIETA'S ALL-STAR GAME STATISTICS

YEAR	CLUB, SITE	W-L	ERA	G	GS	CG	SHO	SV	IP	H	R	ER	HR	HB	BB	SO	WP	BK	AVG
2016	NL, SD	Did not pitch																	

## ARRIETA'S MAJOR LEAGUE HITTING TOTALS

	AVG	AB	R	H	2B	3B	HR	RBI	SH	SF	HP	BB	SO	SB	CS	E
2019	.156	45	2	7	1	0	0	4	4	0	0	1	19	0	0	3
<b>Career</b>	<b>.167</b>	<b>359</b>	<b>22</b>	<b>60</b>	<b>6</b>	<b>4</b>	<b>6</b>	<b>27</b>	<b>23</b>	<b>0</b>	<b>0</b>	<b>14</b>	<b>181</b>	<b>0</b>	<b>0</b>	<b>27</b>

## ARRIETA'S CAREER TRANSACTIONS

- Selected by Baltimore Orioles in 5th round of June 2007 draft
- On injured list with bone spurs in right elbow, August 1, 2011 through the remainder of the season
- Traded to Chicago Cubs with Pedro Strop (rhp) and two international signing bonus slots (slot Nos. 3 and 4) for Scott Feldman (rhp) and Steve Clevenger (c), July 2, 2013
- On injured list with right shoulder soreness, March 21-May 2, 2014; included rehab assignments to Tennessee, April 5-19 and April 26-May 2, and Daytona, April 20-25
- Signed by Philadelphia as a free agent, March 12, 2018
- On injured list with a bone spur in right elbow, August 12, 2019 through the remainder of the season

## ARRIETA'S CAREER FIELDING

POSITION	PCT	G	PO	A	E	TC	DP
Pitcher	.932	252	131	240	27	398	24

## ARRIETA'S GAME HIGHS

**LOW-HIT CG:** 0 – 2 times, last: 4/21/16 at CIN... **SHUTOUTS:** 5 – last: 4/21/16 at CIN... **STRIKEOUTS:** 13 – 9/16/14 vs CIN... **WALKS:** 7 – 8/18/16 vs MIL... **LONGEST OUTING:** 9.0 inn. – 6 times, last: 4/21/16 at CIN... **WINNING STREAK:** 20 games – 8/4/15-5/25/16... **LOSING STREAK:** 6 games – 5/8-6/8/12... **SCORELESS STREAK:** 32.0 inn. – 9/22/15-4/10/16



# CHRISTIAN BETHANCOURT

C

44

## NON-ROSTER INVITEE

@ChristianBeth27

**B-T:** R-R

**HT:** 6-3; **WT:** 205

**OPENING DAY AGE:** 28

**BORN:** September 2, 1991, Panama City, Panama

**RESIDES:** Panama City, Panama

**ML SERVICE:** 2 years, 38 days

**HOW OBTAINED:** Signed by Phillies as a minor league free agent, 1/2/20

### 2019

- Played for NC Dinos in the Korean Baseball Organization
- Slashed .246/.308/.404 in 53 games in the KBO
- Following the season, played for Oriente in the Dominican Winter League

### 2018

- Was a non-roster invitee to MIL's spring training
- Spent entire season with Colorado Springs (AAA)
- Selected as a Pacific Coast League midseason and postseason All-Star
- Named an Organization All-Star by MiLB.com
- Was T-1st on Colorado Springs in HR
- Caught 19 runners in 43 SB attempts (44.2%) over 74 games (71 starts) at catcher
- Also appeared in eight games at 1st base
- Following the season, played for Cibaenas in the DWL

### 2017

- Made SD's Opening Day roster
- Spent most of the season with El Paso (AAA)
- Did not catch during the regular season, as he converted to pitcher
- Appeared in four games with SD as a pitcher
- Went 3-2 with an 8.21 ERA (38 ER, 41.2 IP) in 34 games (1 start) for El Paso
- Following the season, played for Cibaenas in the DWL

### 2016

- Spent entire season with SD
- Slugged his first career pinch-hit HR, 5/20 vs LAD (Scott Kazmir)
- Made his pitching debut on 5/31 at SEA
- Defensively, made appearances at catcher (41 games), pitcher (2), 2nd base (1), LF (8) and RF (4)
- Caught 6 of 22 runners attempting to steal (27.3%)
- Was on the injured list with a left intercostal strain, 8/31-end of season

### 2015

- Split season between ATL and Gwinnett (AAA)
- Was ATL's starting catcher on Opening Day
- Threw out 8 of 19 runners attempting to steal (42.1%) in 42 games (41 starts) at catcher for ATL
- Hit his first career walk-off HR on 6/6 vs PIT (Vance Worley)
- Led Gwinnett in AVG (min. 200 AB)
- Entered the season as ATL's 5th-best prospect, according to *Baseball America*

### 2014

- Began season with Gwinnett
- Had two stints with ATL: 6/28-7/20 and 9/2-end of season
- Named an Organization All-Star by MiLB.com
- For the third consecutive season, selected to play in the All-Star Futures Game for the World Team
- Was on Gwinnett's IL from 8/17-24 (left hand contusion)
- Entered the year as the No. 2 prospect in ATL's organization, per *Baseball America*

### 2013

- Played nearly the entire season with Mississippi (AA)
- Selected as a Southern League midseason and postseason All-Star
- Named an Organization All-Star by MiLB.com
- Chosen as a member of the World Team for the All-Star Futures Game
- Was on the IL from 4/25-5/7 (left hamstring strain)
- Made his ML debut on 9/29 vs PHI as a pinch-hitter (0-1)
- Following the season, played for Lacey in the DWL

### 2012

- Spent the entire season with Mississippi
- Was a SL midseason All-Star
- Chosen as an Organization All-Star by MiLB.com
- Selected to play in the All-Star Futures Game for the World Team
- Had two IL stints: 4/30-5/16 (right hamstring strain) and 8/12-9/23 (left hand fracture)
- Was on the temporarily inactive list, 7/7-9
- Was on the suspended list from 7/31-8/2
- Following the season, played for Lacey in the DWL

### 2011

- Split season between Rome (A) and Lynchburg (A)
- Following the season, played for Surprise in the Arizona Fall League
- Selected as an AFL Rising Star and was named to the AFL's All-Prospect Team

### 2010

- Spent entire season with Rome

### 2009

- Played for Gulf Coast League Braves (R) and Danville (R)

## 2008

- Began his professional career with the Dominican Summer League Braves (R)

## PERSONAL

Christian Gabriel Bethancourt (pronounced: BETH-ann-court)... **Signed by:** Luis Ortiz.

### CHRISTIAN BETHANCOURT'S CAREER STATISTICS

YEAR	CLUB	AVG	G	AB	R	H	2B	3B	HR	RBI	SH	SF	HP	BB	SO	SB	CS	OBP	SLG	OPS	E
2008	DSL Braves	.267	34	116	12	31	6	3	0	17	0	3	1	11	25	1	0	.328	.371	.699	6
2009	GCL Braves	.284	32	116	22	33	9	1	2	19	0	3	1	11	22	7	0	.344	.431	.775	4
	Danville	.260	14	50	10	13	5	0	2	8	0	0	0	6	16	1	1	.339	.480	.819	3
2010	Rome	.251	108	399	31	100	19	2	3	34	0	5	2	14	62	11	3	.276	.331	.607	12
	Rome	.303	54	221	25	67	10	3	4	33	0	5	1	8	27	6	3	.323	.430	.753	11
	Lynchburg	.271	45	166	11	45	6	0	1	20	2	4	0	3	35	3	2	.277	.325	.603	8
2012	Mississippi	.243	71	268	30	65	5	1	2	26	4	3	2	11	45	8	6	.275	.291	.566	8
2013	Mississippi	.277	90	358	42	99	21	0	12	45	5	7	2	16	57	11	7	.305	.436	.741	12
	ATLANTA	.000	1	1	0	0	0	0	0	0	0	0	0	0	1	0	0	.000	.000	.000	0
2014	Gwinnett	.283	91	343	33	97	17	1	8	48	1	6	2	13	61	7	1	.308	.408	.716	9
	ATLANTA	.248	31	113	7	28	3	0	0	9	0	0	1	3	26	1	1	.274	.274	.548	3
2015	ATLANTA	.200	48	155	16	31	8	0	2	12	0	0	0	5	33	1	1	.225	.290	.515	4
	Gwinnett	.327	52	202	25	66	19	0	4	31	1	3	0	12	31	5	0	.359	.480	.840	3
2016	SAN DIEGO	.228	73	193	20	44	9	0	6	25	0	1	0	10	56	1	2	.265	.368	.633	3
2017	SAN DIEGO	.143	8	7	0	1	0	0	0	0	0	0	0	3	0	0	0	.143	.143	.286	0
	El Paso	.278	31	118	2	5	1	0	1	2	0	0	0	6	0	0	0	.278	.500	.778	0
2018	Colo. Springs	.297	104	391	59	116	22	0	20	71	0	6	1	20	76	6	1	.328	.506	.834	5
2019	NC Dinos (Korea)	.246	53	203	23	50	8	0	8	29	0	2	1	18	51	1	1	.308	.404	.712	-
<b>Minors Totals</b>		<b>.278</b>	<b>726</b>	<b>2648</b>	<b>302</b>	<b>737</b>	<b>140</b>	<b>11</b>	<b>59</b>	<b>354</b>	<b>13</b>	<b>45</b>	<b>12</b>	<b>125</b>	<b>463</b>	<b>66</b>	<b>24</b>	<b>.309</b>	<b>.406</b>	<b>.715</b>	<b>81</b>
<b>ML</b>	<b>Totals</b>	<b>.222</b>	<b>161</b>	<b>469</b>	<b>43</b>	<b>104</b>	<b>20</b>	<b>0</b>	<b>8</b>	<b>46</b>	<b>0</b>	<b>1</b>	<b>1</b>	<b>18</b>	<b>119</b>	<b>3</b>	<b>4</b>	<b>.252</b>	<b>.316</b>	<b>.567</b>	<b>10</b>

### BETHANCOURT'S CAREER TRANSACTIONS

- Signed by Atlanta Braves as an amateur free agent, March 12, 2008
- Traded to San Diego Padres for Ricardo Rodriguez (c) and Casey Kelly (rhp), December 10, 2015
- On injured list with a left intercostal strain, August 31, 2016 through the remainder of the season
- Signed by Milwaukee Brewers as a minor league free agent, January 8, 2018
- Signed by Philadelphia as a minor league free agent, January 2, 2020

### BETHANCOURT'S CAREER FIELDING

POSITION	PCT	G	PO	A	E	TC	DP
Pitcher	---	6	0	0	0	0	0
Catcher	.989	114	769	69	9	847	8
Second base	---	2	0	0	0	0	0
Outfield	.938	12	15	0	1	16	0

### BETHANCOURT'S GAME HIGHS

**HITS:** 3 – 6 times, last: 9/16/15 vs TOR... **RUNS:** 2 – 8 times, last: 7/27/16 at TOR... **DOUBLES:** 2 – 4 times, last: 8/6/16 vs PHI... **TRIPLES:** None... **HOME RUNS:** 1... **RBI:** 3 – 8/6/16 vs PHI... **WALKS:** 1... **STOLEN BASES:** 1... **HITTING STREAK:** 6 games – 7/5-11/14

### BETHANCOURT'S NOTABLE HOMERS

**GRAND SLAMS:** None... **INSIDE-THE-PARK HR:** None... **LEADOFF HR:** None... **PINCH HR:** 1 – 5/20/16 vs LAD (Scott Kazmir)... **WALK-OFF HR:** 1 – 6/6/15 vs PIT (Vance Worley)



# ALEC BOHM

INF

80

## NON-ROSTER INVITEE

@BOHMS

**B-T:** R-R  
**HT:** 6-5; **WT:** 218  
**OPENING DAY AGE:** 23  
**BORN:** August 3, 1996, Omaha, NE  
**RESIDES:** Clearwater, FL  
**HOW OBTAINED:** Selected by Phillies in 1st round (3rd overall) of June 2018 draft

### 2019

- Won the Paul Owens Award as the best player in the Phillies minor league system
- Among all Phillies minor leaguers (min. 375 PA), finished 1st in OBP (.378), SLG (.518) & OPS (.896), T-1st in HR, 2nd in AVG (min. 375 PA), hits, RBI & runs scored, T-2nd in doubles and T-4th in walks
- In the All-Star Futures Game at Progressive Field, started at 3rd base and batted cleanup for the NL team
- Selected as a Florida State League midseason All-Star, despite playing in only 40 games with Clearwater (A)
- Named Phillies Minor League Hitter of the Month for April and Phillies Minor League Defender of the Month for May
- Chosen as Phillies Minor League Co-Player of the Week, 4/22-28
- Began season with Lakewood (A), where he reached base safely in 21 of his 22 games
- Finished the year at Reading (AA), helping the club clinch the Eastern Division second-half title
- Ranked T-1st in the Eastern League in HR (11) following the league's All-Star break
- Defensively in the regular season, made 82 starts at 3rd base and 23 starts at 1st base
- Following the season, played for Scottsdale in the Arizona Fall League and slashed .361/.397/.528 in 19 games
- Chosen to participate in the AFL's Fall Stars Game
- Played for the United States in the World Baseball Softball Confederation's Premier 12 tournament
- Selected to *Baseball America's* Minor League All-Star Second Team
- Following the season, named the 2nd-best prospect in the Phillies minor league system by *Baseball America*

### 2018

- Began professional career with Gulf Coast League Phillies West (R)
- Tripled in his first pro game, 6/19 vs GCL Yankees East
- Spent majority of the season with Williamsport (A)
- Was on the injured list from 7/12-8/19 with a left shin contusion; included rehab assignments at GCL Phillies East and West
- At Williamsport, hit .342 (13-38), 2B, 3B and 12 RBI with RISP
- Batted .289 (11-38) over his final 10 games of the season
- Participated in Florida Instructional League
- Following the season, named the No. 2 prospect in the Phillies minor league system by *Baseball America*

### PERSONAL


Alec Daniel Bohm... 2015 graduate of Roncalli Catholic High School (NE)... Attended Wichita State University (KS)... Batted .339 (76-224), 14 2B, 3B, 16 HR, 55 RBI, 39 BB, 57 R, 9 SB, .436 OBP and .625 SLG during his junior season at Wichita State... At the time Wichita State's season ended, led the American Athletic Conference in home runs, pacing the Shockers for the second straight year; also led the AAC in runs, tied for first in total bases (140) and finished in the top five in hits, RBI, OBP and SLG... Named a *Baseball America* Second-Team All-American, as well as a semifinalist for both the Dick Hower Trophy (given to the nation's college player of the year) and the Golden Spikes Award... Left Wichita State with a career .317 AVG, 40 2B, 33 HR and 125 RBI in 166 games over three seasons... **Hobbies:** Playing video games, going to the beach, hanging out with friends and watching sports... **Signed by:** Justin Munson.

### ALEC BOHM'S CAREER STATISTICS

YEAR	CLUB	AVG	G	AB	R	H	2B	3B	HR	RBI	SH	SF	HP	BB	SO	SB	CS	OBP	SLG	OPS	E
2018	GCL Phillies-W	.391	7	23	8	9	1	1	0	3	0	0	2	2	0	2	0	.481	.522	1.003	1
	Williamsport	.224	29	107	9	24	5	1	0	12	0	0	4	10	19	1	0	.314	.290	.604	8
	GCL Phillies-E	.222	4	9	0	2	0	0	0	2	0	1	0	0	4	0	0	.200	.222	.422	0
2019	Lakewood	.367	22	79	13	29	9	0	3	11	0	2	0	12	14	3	0	.441	.595	1.036	3
	Clearwater	.329	40	158	25	52	10	3	4	27	0	1	1	17	21	1	2	.395	.506	.902	2
	Reading	.269	63	238	38	64	11	1	14	42	0	3	1	28	38	2	2	.344	.500	.844	9
<b>Minors Totals</b>		<b>.293</b>	<b>165</b>	<b>614</b>	<b>93</b>	<b>180</b>	<b>36</b>	<b>6</b>	<b>21</b>	<b>97</b>	<b>0</b>	<b>7</b>	<b>8</b>	<b>69</b>	<b>96</b>	<b>9</b>	<b>4</b>	<b>.368</b>	<b>.474</b>	<b>.842</b>	<b>23</b>

### BOHM'S CAREER TRANSACTIONS

- Selected by Philadelphia in 1st round (3rd overall) of June 2018 draft



# CONNOR BROGDON

RHP

75

## NON-ROSTER INVITEE

@ConnorBrogdon

**B-T:** R-R

**HT:** 6-6; **WT:** 205

**OPENING DAY AGE:** 25

**BORN:** January 29, 1995, Clovis, CA

**RESIDES:** Madera, CA

**HOW OBTAINED:** Selected by Phillies in 10th round of June 2017 draft

2020 PHILLIES

### 2019

- Opened the season with Clearwater (A)
- Debuted with Reading (AA) on 5/9
- Finished the season with Lehigh Valley (AAA)
- Overall in 51 relief appearances, posted a 2.61 ERA, 0.92 WHIP, held opponents to a .173 AVG and averaged 12.55 SO/9.0 IP (106 SO, 76.0 IP)
- Recorded at least one SO in 47 games and multiple SO in 32 relief appearances
- Tossed 2.0 innings or more in 20 of his games

### 2018

- Named Phillies Minor League Co-Pitcher of the Month for July (8 G, 2-1, 2 SV, 0.00 ERA, 12.0 IP, 16 SO)
- Selected as Phillies Minor League Pitcher of the Week, 8/6-12
- Spent entire season with Lakewood (A)
- Posted a 61.0-inning homerless streak from 4/16 through the 8th inning on 8/17
- Did not allow an earned run for 22.0 consecutive innings from 6/25 to the 8th inning on 8/17

- Went 4-1 with a 1.42 ERA (6 ER, 38.0 IP), 51 SO, .194 OPP AVG and converted all five of his save opportunities in 24 games as a reliever

### 2017

- Began professional career with Williamsport (A)
- Among qualifying New York-Penn League relievers, ranked 3rd in lowest OPP AVG and 5th in SO/9.0 IP (11.68)
- Registered multiple SO in 11 of his 16 relief outings, including four games with five SO
- Held opponents to a .125 AVG (2-16) with RISP and two outs
- Participated in Florida Instructional League

### PERSONAL


Connor Michael Brogdon... 2013 graduate of Liberty High School (CA)... 2017 graduate of Lewis-Clark State College (ID)... Also attended Fresno Community College (CA)... **Hobbies:** Mountain biking, playing video games and playing pick-up basketball... **Signed by:** Hilton Richardson.

## CONNOR BROGDON'S CAREER STATISTICS

YEAR	CLUB	W-L	ERA	G	GS	CG	SHO	SV	IP	H	R	ER	HR	HB	BB	SO	WP	BK	AVG
2017	Williamsport	3-1	2.34	16	0	0	0	3	34.2	22	10	9	2	2	18	45	0	0	.177
2018	Lakewood	5-3	2.47	31	7	0	0	5	69.1	59	21	19	3	3	16	79	0	0	.228
2019	Clearwater	2-0	1.80	10	0	0	0	0	20.0	11	6	4	1	1	5	23	2	0	.164
	Reading	1-1	2.66	15	0	0	0	2	23.2	12	8	7	4	0	7	39	2	0	.150
	Lehigh Valley	3-1	3.06	26	0	0	0	2	32.1	23	12	11	4	1	12	44	4	0	.193
<b>Minors Totals</b>		<b>14-6</b>	<b>2.50</b>	<b>98</b>	<b>7</b>	<b>0</b>	<b>0</b>	<b>12</b>	<b>180.0</b>	<b>127</b>	<b>57</b>	<b>50</b>	<b>14</b>	<b>7</b>	<b>58</b>	<b>230</b>	<b>8</b>	<b>0</b>	<b>.196</b>

## BROGDON'S CAREER TRANSACTIONS

- Selected by Philadelphia in 10th round of June 2017 draft

	<b>JAY BRUCE</b>	<b>OF</b>	<b>9</b>
	<p><b>B-T:</b> L-L  <b>HT:</b> 6-3; <b>WT:</b> 230  <b>OPENING DAY AGE:</b> 32  <b>BORN:</b> April 3, 1987, Beaumont, TX  <b>RESIDES:</b> Houston, TX  <b>ML SERVICE:</b> 11 years, 125 days  <b>HOW OBTAINED:</b> Acquired from Seattle Mariners with cash considerations for Jake Scheiner, 6/2/19  <b>CONTRACT STATUS:</b> Signed a three-year contract with NYM on 1/16/18, taking him through the 2020 season</p>		

## 2019

- Began the season with SEA
- Hit his 300th career HR on 5/31 vs LAA (Tyler Skaggs); became the 8th active ML player with 300 HR and 300 doubles in his career
- Hit his 8th career grand slam, 5/5 at CLE (Cody Anderson)
- Notched his 26th career multi-HR game on 4/6 at CWS
- Traded to Phillies on 6/2
- On 6/4 at SD, became the first Phillie to ever hit 2 HR, including a grand slam, in his first start for the club (last ML player was BOS' Hanley Ramirez, 4/6/15 at PHI)
- Became only the fourth Phillies player ever with 2 HR in his first start for the club – others: Lefty O'Doul (4/18/29), Jeremy Giambi (5/25/02) and Daniel Nava (4/6/17)
- Became the first Phillies player ever with 10 or more total bases in his first start for the team
- Became the fifth player since 1920 (when RBI became an official stat) with at least 2 HR and 6 RBI in his first start with a team, joining Roman Mejias (1962 Colt .45s), Brant Aleya (1970 Twins), Sam Horn (1990 Orioles) and Calvin Pickering (2004 Royals)
- Tied his career high with 6 RBI on 6/4 at SD (other: 5/2/17 at ATL)
- Slugged his ninth career grand slam on 6/4 at SD (Brad Wieck)
- Became the first Phillie with 3 HR in his first 3 games with the club since 1934 (Dolph Camilli)
- Was the first Phillie who debuted with the team in the modern era to hit 4 HR in his first 4 games with the team
- Became the third player in MLB history with at least 4 HR and 11 RBI through his first 5 games with a team (since 1920), joining PIT's Reggie Sanders (2003) and COL's Trevor Story (2016)
- Homered in 3 straight games, 6/4-7; it was the 14th time in his career that he homered in at least 3 consecutive games (did so three times during the season)
- Named National League Player of the Week, 6/3-9; was his sixth career NL POTW Award and first since Sept. 2012
- Recorded his 100th career OF assist on 6/22 vs MIA; became 1 of 5 active players at the time with at least 100 career OF assists, joining Nick Markakis, Melky Cabrera, Gerardo Parra and Adam Jones
- Recorded his 28th career multi-HR game on 7/7 at NYM; had 3 such games during the season
- Became the first player in MLB history to collect 10 or more HR for two different teams prior to the All-Star break
- Had two IL stints: 7/17-8/7 (right oblique strain) and 8/9-31 (left flexor strain); his last IL stint included a rehab assignment at Reading (AA), 8/30-31
- Hit his third career pinch-hit HR on 9/4 at CIN (Michael Lorenzen)

## BRUCE PHAST PHACTS

- 3-time NL All-Star (2011-12, 2016)
- 2-time NL Silver Slugger Award winner (2012-13)
- NL Player of the Month for May 2011
- 6-time NL Player of the Week
- Is 1 of only 3 active players left from Game 1 of the 2010 NLDS, Roy Halladay's postseason no-hitter (Edinson Volquez & Joey Votto)

## 2018

- Spent the season with NYM
- His 11.4% walk rate (41 BB, 361 PA) was a career best
- Batted .300 (21-70), 4 2B, 5 HR, 31 RBI with RISP
- Was on the 10-day IL from 6/18-8/23 with a sore right hip
- Appeared in 7 games on a rehab assignment with St. Lucie (A)
- Slugged 2 grand slams: 4/5 at WSH (Brandon Kintzler) and 9/12 vs MIA (Ben Meyer)

## 2017

- Began the season with NYM
- Hit a career-high 36 HR
- Collected more than 100 RBI for just the 2nd time in his career (also: 2013)
- Among NL leaders at the All-Star break, ranked T-4th in HR (23) and T-9th in XBH (41)
- Had 5 multi-HR games, which was tied for 8th-most in MLB and tied for most in a season during his career (also: 2010)
- On 4/19 vs PHI, went 3-for-4 with 2 HR and 5 RBI, marking the 4th time in his career that he delivered a pair of go-ahead HR in the same game
- On 5/2 at ATL, went 2-for-5 with 2 HR, including a grand slam, and had a career-high 6 RBI
- Homered in 3 consecutive games, 7/4-8
- Traded to CLE on 8/9
- Posted his 25th career multi-HR game (5th of the season), 8/18 at KC
- On 9/14 vs KC, delivered a walk-off RBI double to extend CLE's winning streak to 22 consecutive games

## 2016

- Selected as an NL All-Star for the 3rd time in his career
- Among NL hitters, finished T-6th in HR (33) and 8th in RBI (99)
- Ranked T-5th in the NL in OF assists (10)
- Began the season with CIN
- Homered in a career-best 5 straight games, 7/23-27



- Traded to NYM on 8/1
- At the time of the trade, was batting .265 (98-370) with 22 doubles, 25 home runs, 80 RBI and 60 runs in 97 games; became the 1st player to be traded during a season while leading his league in RBI (since 1920 when RBI became an official stat)
- Homered in 3 consecutive games, 9/27-30
- On 9/24 vs PHI, hit his 1st career pinch-hit HR (Michael Mariot); was his 30th HR of the season and marked his 4th career 30-HR season

**2015**

- His 65 XBH (35 2B, 4 3B, 26 HR) were T-8th-most in the National League
- Collected 45 RBI after the All-Star break, which was 8th-most in the NL
- His 11 OF assists were 3rd-most in the NL
- Homered on Opening Day, 4/6, vs PIT
- Slugged his 4th career grand slam on 4/21 at MIL (Mike Fiers)
- From 5/14-6/4, reached base safely in a season-high 17 straight games (.465 OBP)
- Had a pair of multi-HR games: 6/7 vs SD and 9/20 at MIL
- Tallied a career-high 5 hits, 6/17 vs DET
- On 8/10 at SD, hit his 200th career HR (Ian Kennedy)
- Notched his 1,000th career hit with a single off Jeff Locke on 9/7 vs PIT
- For the second straight year, nominated for the Bob Feller Act of Valor Award

**2014**

- From 5/6-20, was on the 15-day IL following arthroscopic surgery to repair the torn meniscus in his left knee
- Recorded an XBH in 7 straight games, 6/20-26, the longest such streak of his career
- Missed 3 games while on the bereavement list, 7/29-31
- On 4/3 vs STL, celebrated his 27th birthday with 2 hits, including a HR
- On 6/3 vs SF, collected his 500th career RBI with a double off Tim Lincecum
- Scored his 500th career run, 7/27 vs WSH
- Nominated for the Bob Feller Act of Valor Award

**2013**

- Was 2nd in the NL in XBH (74), T-2nd in RBI, 3rd in HR, T-3rd in doubles and outfield assists (13) and 4th in total bases (299)
- Won his 2nd consecutive Silver Slugger Award after leading all ML right fielders in doubles, HR, RBI and XBH
- Was the club's Wilson Defensive Player of the Year recipient
- For the second straight year, was a finalist for MLB's Hank Aaron Award and for the third consecutive season, was a finalist for the Rawlings Gold Glove Award
- Had a career-high 109 RBI
- For the second consecutive year, finished 10th in NL Most Valuable Player voting
- Earned the Joe Nuxhall Good Guy Award from the Cincinnati chapter of the BBWAA
- Led the club in doubles, HR, RBI and total bases (299)
- Joined Chris Davis as the only players in MLB to eclipse 40 doubles, 30 HR and 100 RBI
- Homered in 7 of 9 games (8 HR, 9 RBI), 6/14-22
- Belted his 5th career walk-off home run, 6/14 vs MIL (Burke Badenhop)
- Hit his 30th homer of the season, a grand slam off Jordan Lyles, 9/17 at HOU, which produced his 100th RBI of the season

**2012**

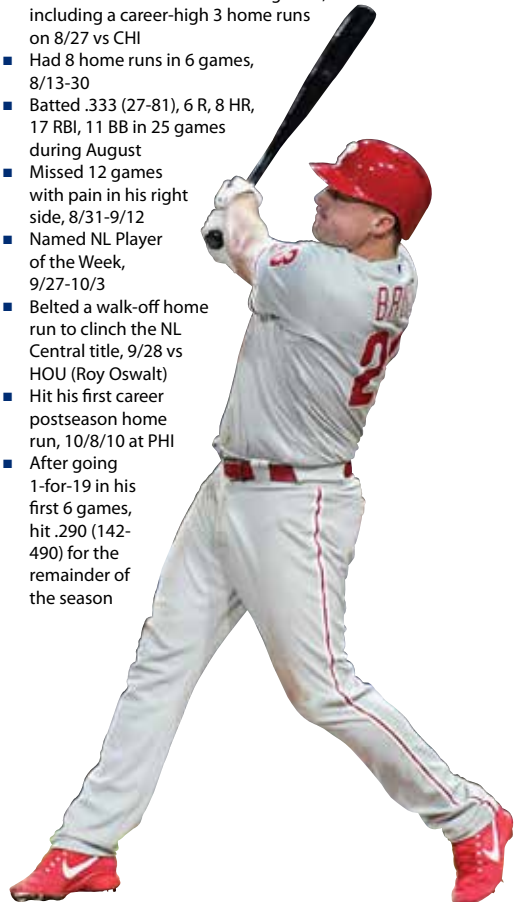
- Won his first career Silver Slugger Award
- Named to the NL All-Star team for the second consecutive season
- Was CIN's nominee for the Hank Aaron Award
- Was a finalist for the Rawlings Gold Glove Award (.981 fielding %, 8 OF assists)
- Finished 10th in National League MVP voting
- Ranked 3rd among all NL players in HR, 4th in XBH (74) and 8th in SLG & total bases (288)
- Named NL Player of the Week twice: 4/23-29 and 9/3-9
- Went 4-for-4 with 2 2B and 3 RBI, 6/29 at SF
- CIN went 25-8 (.758) in games that he homered

**2011**

- Made his first NL All-Star team
- Was a finalist for the Rawlings Gold Glove Award (.988 fielding %, 10 OF assists)
- Among all NL players, ranked T-6th in OF assists, 8th in home runs and T-8th in RBI & IBB (14)
- Was CIN's nominee for the Roberto Clemente Award
- Named NL Player of the Month for May (.342/.402/.739, 12 HR, 33 RBI)
- Named NL Player of the Week twice: 5/23-29 and 8/8-14
- Slashed .291/.430/.532 in 201 plate appearances with RISP

**2010**

- Posted career highs in AVG and OBP
- Had a club-best 5 multi-homer games, including a career-high 3 home runs on 8/27 vs CHI
- Had 8 home runs in 6 games, 8/13-30
- Batted .333 (27-81), 6 R, 8 HR, 17 RBI, 11 BB in 25 games during August
- Missed 12 games with pain in his right side, 8/31-9/12
- Named NL Player of the Week, 9/27-10/3
- Belted a walk-off home run to clinch the NL Central title, 9/28 vs HOU (Roy Oswalt)
- Hit his first career postseason home run, 10/8/10 at PHI
- After going 1-for-19 in his first 6 games, hit .290 (142-490) for the remainder of the season



## 2009

- Ranked 2nd on the club with 22 home runs despite being on the IL with a broken right wrist, 7/12-9/13; included a rehab assignment to Louisville (AAA)
- Was T-5th in the NL with 11 outfield assists
- Had three multi-home run games (9/29 vs STL, 5/27 vs HOU, 4/26 vs ATL)
- Batted .375 (12-32), 3 2B, 4 HR, 13 RBI, 7 BB over his final 12 games

## 2008

- Finished 5th in NL Rookie of the Year voting
- Began the season with Louisville
- Had his contract selected on 5/27 and made his ML debut that night vs PIT (3-3, 2B, 2 RBI)
- His first career home run was a walk-off on 5/31 vs ATL (Manny Acosta)
- Had 15 hits and three home runs in first week in the majors
- At the time of his promotion, led the International League in batting and hits, while ranking 3rd in SLG, 4th in runs, T-4th in extra-base hits and T-5th in RBI
- Led NL rookies with 8 outfield assists
- Was a Topps Major League Rookie All-Star

## 2007

- Named Minor League Player of the Year by *Baseball America*, *Sporting News* and CIN
- Played for Team USA in the All-Star Futures Game, 7/8 at SF (1-3, 3B)
- Began season in Sarasota (A), and also made stops in Chattanooga (AA) and Louisville
- Following the season, was named the No. 1 prospect in CIN's organization, the International League and the Florida State League by *Baseball America*

## 2006

- Named *Baseball America's* Single-A Player of the Year as well as a Minor League All-Star
- Selected to the Midwest League All-Star team and named MVP of the All-Star Game (3-5, 3 R, 2B, HR, 2 RBI)
- Following the season, was named the No. 1 prospect in the Midwest League and the No. 2 prospect in CIN's organization by *Baseball America*

## 2005

- Split his 1st pro season between Gulf Coast League Reds (R) and Billings (A)
- Ranked as the No. 1 prospect in the Pioneer League and No. 2 prospect in the Gulf Coast League by *Baseball America*

## PERSONAL

Jay Allen Bruce... Married, wife's name is Hannah; has two sons, Carter and Max... 2005 graduate of West Brook High School (TX)... Was a National High School Player of the Year candidate his senior season after batting .538 with 12 home runs, 31 RBI and 13 stolen bases... Donated \$100,000 to help upgrade the baseball field and stadium at Brian Wilson Field, home to the University of Cincinnati Clermont College's baseball squad... Became a charter member of the Taylor Hooton Foundation's advisory board in 2014; the Hooton Foundation is widely acknowledged as the leader in the advocacy against the use of performance- and appearance-enhancing drugs by the youth of America... In the aftermath of Hurricane Harvey in 2017, assisted in raising more than \$350,000 – including a personal donation of \$100,000 – for his flood- and hurricane-ravaged hometown of Beaumont, TX... **Signed by:** Brian Wilson.

## JAY BRUCE'S CAREER STATISTICS

YEAR	CLUB	AVG	G	AB	R	H	2B	3B	HR	RBI	SH	SF	HP	BB	SO	SB	CS	OBP	SLG	OPS	E
2005	GCL Reds	.270	37	122	29	33	9	2	5	25	0	2	1	11	31	4	6	.331	.500	.831	2
	Billings	.257	17	70	16	18	2	0	4	13	0	0	0	11	22	2	2	.358	.457	.815	2
2006	Dayton	.291	117	444	69	129	42	5	16	81	0	6	4	44	106	19	9	.355	.516	.871	5
2007	Sarasota	.325	67	268	49	87	27	5	11	49	0	4	2	24	67	4	4	.379	.586	.965	6
	Chattanooga	.333	16	66	10	22	7	1	4	15	0	0	0	8	20	2	1	.405	.652	1.057	0
	Louisville	.305	50	187	28	57	12	2	11	25	0	1	1	15	48	2	2	.358	.567	.925	3
2008	Louisville	.364	49	184	34	67	9	5	10	37	0	5	0	12	45	8	1	.393	.630	1.023	1
	CINCINNATI	.254	108	413	63	105	17	1	21	52	0	2	4	33	110	4	6	.314	.453	.767	11
2009	CINCINNATI	.223	101	345	47	77	15	2	22	58	1	1	2	38	75	3	3	.303	.470	.773	2
	Louisville - a	.278	5	18	3	5	0	0	0	0	0	0	0	2	3	2	0	.350	.278	.628	0
2010	CINCINNATI	.281	148	509	80	143	23	5	25	70	0	5	1	58	136	5	4	.353	.493	.846	3
2011	CINCINNATI	.256	157	585	84	150	27	2	32	97	1	2	5	71	158	8	7	.341	.474	.814	4
2012	CINCINNATI	.252	155	560	89	141	35	5	34	99	0	7	4	62	155	9	3	.327	.514	.841	6
2013	CINCINNATI	.262	160	626	89	164	43	1	30	109	0	5	2	63	185	7	3	.329	.478	.807	3
2014	CINCINNATI	.217	137	493	71	107	21	1	18	66	1	5	2	44	149	12	3	.281	.373	.654	7
2015	CINCINNATI	.226	157	580	72	131	35	4	26	87	0	9	2	58	145	9	5	.294	.434	.729	3
2016	CINCINNATI	.265	97	370	60	98	22	6	25	80	0	3	2	27	83	4	2	.316	.559	.875	5
	NEW YORK (NL)	.219	50	169	14	37	5	0	8	19	0	0	1	17	43	0	0	.294	.391	.685	1
2017	NEW YORK (NL)	.256	103	406	61	104	20	0	29	75	0	2	1	39	102	0	1	.321	.520	.841	4
	CLEVELAND	.248	43	149	21	37	9	2	7	26	0	1	1	18	37	1	0	.331	.477	.808	2
2018	NEW YORK (NL)	.223	94	319	31	71	18	1	9	37	0	1	0	41	75	2	3	.310	.370	.680	3
	St. Lucie - a	.360	7	25	3	9	1	0	1	2	0	0	0	2	6	0	0	.407	.520	.927	0
2019	SEATTLE	.212	47	165	27	35	11	0	14	28	0	2	1	16	53	1	0	.283	.533	.816	4
	PHILLIES	.221	51	145	16	32	6	0	12	31	0	1	0	3	29	0	0	.235	.510	.745	0
	Reading - a	.000	2	8	0	0	0	0	0	0	0	0	0	4	0	0	0	.000	.000	.000	0
<b>Minors Totals</b>		<b>.307</b>	<b>367</b>	<b>1392</b>	<b>241</b>	<b>427</b>	<b>109</b>	<b>20</b>	<b>62</b>	<b>247</b>	<b>0</b>	<b>18</b>	<b>8</b>	<b>129</b>	<b>348</b>	<b>43</b>	<b>25</b>	<b>.365</b>	<b>.547</b>	<b>.912</b>	<b>19</b>
<b>AL Totals</b>		<b>.229</b>	<b>90</b>	<b>314</b>	<b>48</b>	<b>72</b>	<b>20</b>	<b>2</b>	<b>21</b>	<b>54</b>	<b>0</b>	<b>3</b>	<b>2</b>	<b>34</b>	<b>90</b>	<b>2</b>	<b>0</b>	<b>.306</b>	<b>.506</b>	<b>.812</b>	<b>6</b>
<b>NL Totals</b>		<b>.246</b>	<b>1518</b>	<b>5520</b>	<b>777</b>	<b>1360</b>	<b>287</b>	<b>28</b>	<b>291</b>	<b>880</b>	<b>3</b>	<b>43</b>	<b>26</b>	<b>554</b>	<b>1445</b>	<b>63</b>	<b>40</b>	<b>.316</b>	<b>.467</b>	<b>.782</b>	<b>52</b>
<b>ML Totals</b>		<b>.245</b>	<b>1608</b>	<b>5834</b>	<b>825</b>	<b>1432</b>	<b>307</b>	<b>30</b>	<b>312</b>	<b>934</b>	<b>3</b>	<b>46</b>	<b>28</b>	<b>588</b>	<b>1535</b>	<b>65</b>	<b>40</b>	<b>.315</b>	<b>.469</b>	<b>.784</b>	<b>58</b>

a - Rehab assignment

## BRUCE'S WILD CARD GAME STATISTICS

YEAR	CLUB, OPP	AVG	G	AB	R	H	2B	3B	HR	RBI	SH	SF	HB	BB	SO	SB	CS	OBP	SLG	OPS	E
2013	CIN, PIT	.250	1	4	0	1	0	0	0	1	0	0	0	0	2	0	0	.250	.250	.500	0
2016	NYM, SF	.000	1	3	0	0	0	0	0	0	0	0	0	0	1	0	0	.000	.000	.000	0
<b>WC</b>	<b>Totals</b>	<b>.143</b>	<b>2</b>	<b>7</b>	<b>0</b>	<b>1</b>	<b>0</b>	<b>0</b>	<b>0</b>	<b>1</b>	<b>0</b>	<b>0</b>	<b>0</b>	<b>0</b>	<b>3</b>	<b>0</b>	<b>0</b>	<b>.143</b>	<b>.143</b>	<b>.286</b>	<b>0</b>

## BRUCE'S DIVISION SERIES STATISTICS

YEAR	CLUB, OPP	AVG	G	AB	R	H	2B	3B	HR	RBI	SH	SF	HB	BB	SO	SB	CS	OBP	SLG	OPS	E
2010	CIN, PHI	.250	3	8	1	2	0	0	1	1	0	0	0	2	0	0	0	.400	.625	1.025	1
2012	CIN, SF	.263	5	19	2	5	2	0	1	4	0	0	1	2	2	0	1	.364	.526	.890	0
2017	CLE, NYY	.278	5	18	5	5	1	0	2	4	0	1	0	2	8	0	0	.333	.667	1.000	1
<b>DS</b>	<b>Totals</b>	<b>.267</b>	<b>13</b>	<b>45</b>	<b>8</b>	<b>12</b>	<b>3</b>	<b>0</b>	<b>4</b>	<b>9</b>	<b>0</b>	<b>1</b>	<b>1</b>	<b>6</b>	<b>10</b>	<b>0</b>	<b>1</b>	<b>.358</b>	<b>.600</b>	<b>.931</b>	<b>2</b>

## BRUCE'S ALL-STAR GAME STATISTICS

YEAR	CLUB, SITE	AVG	G	AB	R	H	2B	3B	HR	RBI	SH	SF	HB	BB	SO	SB	CS	OBP	SLG	OPS	E
2011	NL, ARI	.000	1	1	0	0	0	0	0	0	0	0	0	0	1	0	0	.000	.000	.000	1
2012	NL, KC	.000	1	2	0	0	0	0	0	0	0	0	0	0	0	0	0	.000	.000	.000	0
2016	NL, SD	.000	1	2	0	0	0	0	0	0	0	0	0	0	2	0	0	.000	.000	.000	0
<b>ASG</b>	<b>Totals</b>	<b>.000</b>	<b>3</b>	<b>5</b>	<b>0</b>	<b>0</b>	<b>0</b>	<b>0</b>	<b>0</b>	<b>0</b>	<b>0</b>	<b>0</b>	<b>0</b>	<b>0</b>	<b>3</b>	<b>0</b>	<b>0</b>	<b>.000</b>	<b>.000</b>	<b>.000</b>	<b>1</b>

## BRUCE'S CAREER TRANSACTIONS

- Selected by Cincinnati Reds in 1st round (12th overall) of June 2005 draft
- On injured list with a broken right wrist, July 12-September 13, 2009; included rehab assignment to Louisville, September 3-13
- On injured list with a torn left meniscus, May 6-20, 2014
- Traded to New York Mets for Dilson Herrera (inf) and Max Wotell (lhp), August 1, 2016
- Traded to Cleveland Indians for Ryder Ryan (rhp), August 9, 2017
- Signed by New York Mets as a free agent, January 16, 2018
- On injured list with a sore right hip, June 18-August 23, 2018; included rehab assignment to St. Lucie, August 14-23
- Traded to Seattle Mariners with Justin Dunn (rhp), Jarred Kelenic (of), Gerson Bautista (rhp) and Anthony Swarzak (rhp) for Robinson Canó (2b), Edwin Díaz (rhp) and cash, December 3, 2018
- Traded to Philadelphia with cash considerations for Jake Scheiner (inf), June 2, 2019
- On injured list with a right oblique strain, July 17-August 7, 2019
- On injured list with a left flexor strain, August 9-31, 2019; included rehab assignment to Reading, August 30-31

## BRUCE'S CAREER FIELDING


POSITION	PCT	G	PO	A	E	TC	DP
Outfield	.984	1493	2968	102	51	3121	19
First base	.981	52	342	24	7	373	32

## BRUCE'S GAME HIGHS

**HITS:** 5 – 6/17/15 vs DET... **RUNS:** 4 – 2 times, last: 4/13/14 vs TB... **DOUBLES:** 3 – 9/18/13 at HOU... **TRIPLES:** 2 – 5/2/15 at ATL... **HOME RUNS:** 3 – 8/27/10 vs CHI... **RBI:** 6 – 2 times, last: 6/4/19 at SD... **WALKS:** 4 – 8/13/14 vs TB... **STOLEN BASES:** 2 – 3 times, last: 4/19/16 vs COL... **HITTING STREAK:** 13 games – 7/27-8/9/08

## BRUCE'S NOTABLE HOMERS

**GRAND SLAMS:** 9 – 9/5/08 vs CHI (Jon Lieber); 9/17/13 at HOU (Jordan Lyles); 9/2/14 at BAL (Darren O'Day); 4/21/15 at MIL (Mike Fiers); 5/2/17 at ATL (Matt Wisler); 4/5/18 at WSH (Brandon Kintzler); 9/12/18 (gm 1) vs MIA (Ben Meyer); 5/5/19 at CLE (Cody Anderson); 6/4/19 at SD (Brad Wieck)... **INSIDE-THE-PARK HR:** 1 – 6/15/12 at NYM (Dillon Gee)... **LEADOFF HR:** 3 – 6/13/08 vs BOS (Justin Masterson); 7/2/08 vs PIT (John van Benschoten); 8/30/10 vs MIL (Randy Wolf)... **PINCH HR:** 3 – 9/24/16 vs PHI (Michael Mariot); 6/24/19 vs NYM (Brooks Pounders); 9/4/19 at CIN (Michael Lorenzen)... **WALK-OFF HR:** 5 – 5/31/08 vs ATL (Manny Acosta), 9/28/10 vs HOU (Tim Lincecum), 9/15/11 vs CHI (James Russell); 8/14/12 vs NYM (Josh Edgin), 6/14/13 vs MIL (Burke Badenhop)



# GARRETT CLEAVINGER

LHP

66

@Cleavinger14

**B-T:** R-L

**HT:** 6-1; **WT:** 220

**OPENING DAY AGE:** 25

**BORN:** April 23, 1994, Lawrence, KS

**RESIDES:** Baldwin City, KS

**HOW OBTAINED:** Acquired from Baltimore Orioles with Hyun Soo Kim and international amateur signing bonus pool space for Jeremy Hellickson and cash considerations, 7/29/17

## 2019

- Spent entire season with Reading (AA)
- Began season on the IL recovering from right ACL surgery; was reinstated on 4/25
- No pitcher in the minor leagues had more strikeouts (83) in as few innings (51.2)
- Averaged 14.46 SO/9.0 IP
- In his final 18 games, posted a 1.21 ERA (4 ER, 29.2 IP) with 50 strikeouts
- Limited LHH to a .155 AVG (11-71) and 5 2B and held opponents to a .191 AVG (17-89) with runners on base

## 2018

- Began season with Reading
- Transferred to Clearwater (A) on 5/30
- Was on the IL from 6/14-end of season with a right ACL injury

## 2017

- Began season with Bowie (AA)
- Posted a 2.45 ERA (3 ER, 11.0 IP) with 13 strikeouts over 6 games in April
- Appeared in his first game with Reading on 8/2 following trade on 7/29
- Registered at least one strikeout in 10 of his 11 games with Reading
- Pitched for Glendale in the Arizona Fall League

## 2016

- Named a South Atlantic League midseason All-Star
- Began season with Delmarva (A)
- Named Orioles Minor League Pitcher of the Month for April
- Promoted to Frederick (A) on 6/23 after posting a 1.38 ERA (6 ER, 39.0 IP) in 17 appearances
- Allowed just 1 of 9 inherited runners to score with Frederick

## 2015

- Made his professional debut with Aberdeen (A)
- Began season with a 16.0-inning scoreless streak (12 appearances) from 7/5-8/13
- Earned his first professional win on 7/20 (gm 2) at Tri-City
- Held LHH to a .133 AVG (4-30) and RHH to a .182 AVG (10-55)

## PERSONAL


Garrett J. Cleavinger... 2012 graduate of Lawrence High School (KS)... Attended University of Oregon... Was named a Louisville Slugger Freshman All-American in 2013 at Oregon... His uncle, Matt McWilliams, played in the Atlanta Braves farm system... **Hobbies:** Hiking, going to the beach, hunting, fishing, playing video games and hanging out with family... **Signed by:** Brandon Verley.

## GARRETT CLEAVINGER'S CAREER STATISTICS

YEAR	CLUB	W-L	ERA	G	GS	CG	SHO	SV	IP	H	R	ER	HR	HB	BB	SO	WP	BK	AVG
2015	Aberdeen	6-1	2.16	19	0	0	0	1	25.0	14	8	6	2	2	18	32	2	1	.165
2016	Delmarva	5-0	1.38	17	0	0	0	4	39.0	25	8	6	3	1	11	53	3	0	.185
	Frederick	2-3	4.82	20	0	0	0	0	37.1	35	21	20	2	3	23	49	5	0	.255
2017	Bowie	2-4	6.28	27	0	0	0	3	38.2	38	29	27	4	4	23	42	3	0	.245
	Reading	0-1	5.28	11	0	0	0	1	15.1	19	13	9	1	1	9	17	3	0	.317
2018	Reading	0-1	5.40	7	0	0	0	0	8.1	8	8	5	0	3	10	14	2	1	.229
	Clearwater	1-0	10.80	5	0	0	0	0	5.0	5	7	6	0	2	2	4	0	0	.278
2019	Reading	3-2	3.66	34	0	0	0	0	51.2	32	25	21	2	5	34	83	5	1	.172
<b>Minors Totals</b>		<b>19-12</b>	<b>4.08</b>	<b>140</b>	<b>0</b>	<b>0</b>	<b>0</b>	<b>9</b>	<b>220.1</b>	<b>176</b>	<b>119</b>	<b>100</b>	<b>14</b>	<b>21</b>	<b>130</b>	<b>294</b>	<b>23</b>	<b>3</b>	<b>.217</b>

## CLEAVINGER'S CAREER TRANSACTIONS

- Selected by Baltimore Orioles in 3rd round of June 2015 draft
- Traded to Philadelphia with Hyun Soo Kim (of) and international amateur signing bonus pool space for Jeremy Hellickson (rhp) and cash, July 29, 2017



# AUSTIN DAVIS

LHP

54

**B-T:** L-L

**HT:** 6-4; **WT:** 225

**OPENING DAY AGE:** 27

**BORN:** February 3, 1993, Scottsdale, AZ

**RESIDES:** Scottsdale, AZ

**ML SERVICE:** 166 days

**HOW OBTAINED:** Selected by Phillies in 12th round of June 2014 draft

2020 PHILLIES

## 2019

- Spent majority of the season with Lehigh Valley (AAA), but had seven stints with PHIL: 4/20-22, 5/11, 5/13-17, 6/3-12, 7/4-5, 7/16-18, 8/24-end of season
- Selected as an International League midseason All-Star, his first professional All-Star selection
- In April and May with Lehigh Valley, allowed only two runs in 23.1 IP (0.77 ERA) over 15 appearances
- Pitched 2.0 or more innings in 5 of his 14 ML appearances and his 3.0 IP on 5/14 vs MIL were a career high

## 2018

- Began season with Lehigh Valley and was shuttled between there and Reading (AA) in April and May
- Had his contract selected from Lehigh Valley on 6/18
- Made his ML debut on 6/20 vs STL and recorded his first career strikeout
- Posted a 2.60 ERA (5 ER, 17.1 IP) in his first 14 career appearances, 6/20-7/24, striking out 24
- Pitched three straight days and four straight game days, 7/20-24 (no game on 7/21), throwing 6.0 scoreless innings with 10 SO in those four games
- Posted a 2.49 ERA (6 ER, 21.2 IP) in the 13 appearances in which he pitched more than 1.0 inning
- Was on the 10-day IL, 8/16-31, with low back tightness; included a rehab assignment to Lehigh Valley, 8/27-31
- Minors totals: 1-2, 2.82 ERA (12 ER, 38.1 IP), 30 H, 10 BB, 50 SO, 1.04 WHIP in 28 games

## 2017

- Began season with Clearwater (A)
- Averaged 11.68 SO/9.0 IP and held opponents to a .136 AVG (3-22) with RISP

- Promoted to Reading on 5/15
- Posted a 0.79 ERA (1 ER, 11.1 IP) over 7 games in May
- Was on the IL from 8/25-end of season (left elbow strain)

## 2016

- Began season on IL with a lumbar spine disc injury
- Activated on 7/3 and assigned to Lakewood (A) following a rehab assignment with Gulf Coast League Phillies (R) and Clearwater
- Allowed an unearned run in his first IP, then amassed a 12.0-inning scoreless streak, 7/10-8/6
- Surrendered only 6 hits in 46 AB (.130 AVG)
- Promoted to Clearwater, 8/7, for remainder of season
- Combined (including rehab), allowed only 2 XBH (2 2B) in 32.1 IP

## 2015

- Spent entire season with Lakewood
- Posted a 2.58 ERA (11 ER, 38.1 IP) in 22 games as a reliever compared to a 4.55 ERA (29 ER, 57.1 IP) in 11 starts
- Opponents hit .224 against him

## 2014

- Began pro career with GCL Phillies
- Posted a 0.41 ERA (1 ER, 22.0 IP) over his final 8 appearances
- Did not allow an ER in 8 home games (17.0 IP)
- Participated in Florida Instructional League

## PERSONAL

Austin Richard Davis... 2011 graduate of Desert Mountain High School (AZ)... Attended California State University, Bakersfield... **Hobby:** Cooking... **Signed by:** Shane Bowers.

## AUSTIN DAVIS' CAREER STATISTICS

YEAR	CLUB	W-L	ERA	G	GS	CG	SHO	SV	IP	H	R	ER	HR	HB	BB	SO	WP	BK	AVG
2014	GCL Phillies	1-1	2.59	14	1	0	0	3	31.1	33	14	9	0	1	7	27	1	1	.280
2015	Lakewood	5-6	3.76	33	11	1	0	0	95.2	79	43	40	7	4	44	81	8	2	.224
2016	GCL Phillies	0-0	0.00	2	0	0	0	0	4.0	4	0	0	0	1	2	4	0	0	.286
	Clearwater	0-1	5.28	11	1	0	0	1	15.1	16	10	9	0	0	4	18	4	0	.267
	Lakewood	1-0	0.00	7	0	0	0	1	13.0	6	2	0	0	0	2	17	1	0	.130
2017	Clearwater	2-0	2.01	10	0	0	0	1	22.1	19	5	5	1	0	3	29	2	2	.226
	Reading	4-2	2.87	32	0	0	0	1	47.0	45	17	15	3	1	20	46	5	0	.257
2018	Lehigh Valley	0-1	2.59	24	0	0	0	0	31.1	23	9	9	2	1	8	40	4	0	.202
	Reading	1-1	3.86	4	0	0	0	0	7.0	7	7	3	1	0	2	10	1	0	.241
	PHILLIES	1-2	4.15	32	0	0	0	0	34.2	35	20	16	4	2	12	38	4	1	.265
2019	Lehigh Valley	4-1	2.75	37	0	0	0	3	52.1	43	17	16	2	1	24	64	1	0	.224
	PHILLIES	0-0	6.53	14	0	0	0	0	20.2	22	15	15	6	3	14	24	0	0	.272
<b>Minors Totals</b>		<b>18-13</b>	<b>2.99</b>	<b>174</b>	<b>13</b>	<b>1</b>	<b>0</b>	<b>10</b>	<b>319.1</b>	<b>275</b>	<b>124</b>	<b>106</b>	<b>16</b>	<b>9</b>	<b>116</b>	<b>336</b>	<b>27</b>	<b>5</b>	<b>.232</b>
<b>ML</b>	<b>Totals</b>	<b>1-2</b>	<b>5.04</b>	<b>46</b>	<b>0</b>	<b>0</b>	<b>0</b>	<b>0</b>	<b>55.1</b>	<b>57</b>	<b>35</b>	<b>31</b>	<b>10</b>	<b>5</b>	<b>26</b>	<b>62</b>	<b>4</b>	<b>1</b>	<b>.268</b>

## DAVIS' MAJOR LEAGUE HITTING TOTALS

	AVG	AB	R	H	2B	3B	HR	RBI	SH	SF	HP	BB	SO	SB	CS	E
2018/Career	.000	3	0	0	0	0	0	0	0	0	0	0	3	0	0	2

## DAVIS' CAREER TRANSACTIONS

- Selected by Philadelphia in 12th round of June 2014 draft
- On injured list with low back tightness, August 16-31, 2018; included rehab assignment to Lehigh Valley, August 27-31

## DAVIS' CAREER FIELDING

POSITION	PCT	G	PO	A	E	TC	DP
Pitcher	.667	46	2	2	2	6	0

## DAVIS' GAME HIGHS

**STRIKEOUTS:** 4 – 2 times, last: 9/26/19 at WSH... **WALKS:** 3 – 9/23/19 at WSH... **LONGEST OUTING:** 3.0 inn. – 5/14/19 vs MIL...  
**WINNING STREAK:** N/A... **LOSING STREAK:** 2 games – 7/30/18-current... **SCORELESS STREAK:** 6.0 inn. – 7/20-24/18



### ENYEL DE LOS SANTOS

RHP
51

**B-T:** R-R  
**HT:** 6-3; **WT:** 235  
**OPENING DAY AGE:** 24  
**BORN:** December 25, 1995, San Pedro de Macoris, DR  
**RESIDES:** San Pedro de Macoris, DR  
**ML SERVICE:** 56 days  
**HOW OBTAINED:** Acquired from San Diego Padres for Freddy Galvis, 12/15/17

### 2019

- Spent majority of the season with Lehigh Valley (AAA)
- Was named International League Pitcher of the Week, 4/4-14
- Struck out a professional-high 10 batters on 4/6 vs Rochester in his season debut
- Appeared in five games (1 start) over four stints with PHI (4/24-5/5, 5/17-28, 6/23-24, 9/28-end of season)

### 2018

- Began season with Lehigh Valley
- Was named to the World Team in the All-Star Futures Game and elected as the starter for the IL in the Triple-A All-Star Game
- Finished 2nd in the IL in ERA (2.63), T-2nd in WHIP (1.16) and 3rd in OPP AVG (.226)
- Selected as Phillies Minor League Co-Pitcher of the Month for April
- Posted a 1.40 ERA (8 ER, 51.1 IP) through May, allowing 1 ER or none in 8 of 9 starts
- Tossed his first professional shutout (7.0 IP) on 6/12 vs Buffalo

- Had his contract selected on 7/10 and made his ML debut that day in a start against NYM, earning his first ML win
- Had 4 stints with the Phillies: 7/10, 7/15-20, 8/7-8 and 9/11-end of season
- Tossed 7.1 scoreless innings in his first four ML relief appearances and posted a 2.16 ERA (2 ER, 8.1 IP) overall as a reliever

### 2017

- Spent the entire season with San Antonio (AA)
- Finished 3rd in the Texas League in SO (138), T-3rd in innings (150.0), 5th in WHIP (1.19) and 8th in ERA (3.78)
- Among qualifying starters in the TL, was 3rd in OPP AVG (.237), 4th in SO/9.0 IP (8.18) and 5th in fewest base runners/9.0 IP (11.22)
- Selected as TL Pitcher of the Week twice: 4/6-16 & 8/7-13
- Tossed 6.0 perfect innings with 7 SO, 4/14 vs Northwest Arkansas
- Following the All-Star break, went 6-2 with a 2.75 ERA (22 ER, 72.0 IP) and 71 SO in 11 starts
- Posted a 1.29 ERA (4 ER, 28.0 IP) over 4 August starts
- Held LHH to a .239 AVG (53-222) and RHH to a .236 AVG (78-331)

**2016**

- Began the season with Fort Wayne (A)
- Named a Midwest League midseason All-Star
- Allowed 2 ER or fewer in 7 straight starts, 4/27-5/29, and in 9 of his 11 starts total
- Walked 1 or none in 8 of his 11 starts
- Held RHH to a .178 AVG (18-101)
- Promoted to Lake Elsinore (A) on 6/10 for the remainder of the season
- Had a 2.81 ERA (10 ER, 32.0 IP) in 7 home starts and a 5.70 ERA (23 ER, 36.1 IP) in 8 road starts
- Held opponents to a .194 AVG (12-62) with RISP

**2015**

- Began pro career with the Arizona League Mariners (R) and averaged 10.58 SO/9.0 IP (29 SO/24.2 IP)
- Promoted to Everett (A) on 7/21 for the remainder of the season

**PERSONAL**

Enyel De Los Santos... Has one son, Angel... Attended Liceo Gastón Fernández de Lino... **Hobby:** Listening to music... **Signed by:** Eddy Toledo and Domingo Toribio.

**ENYEL DE LOS SANTOS' CAREER STATISTICS**

YEAR	CLUB	W-L	ERA	G	GS	CG	SHO	SV	IP	H	R	ER	HR	HB	BB	SO	WP	BK	AVG
2015	AZL Mariners	3-0	2.55	5	5	0	0	0	24.2	24	8	7	1	1	5	29	1	1	.250
	Everett	3-0	4.06	8	8	0	0	0	37.2	37	19	17	2	6	13	42	5	0	.270
2016	Fort Wayne	3-2	2.91	11	7	0	0	0	52.2	38	20	17	2	3	14	45	6	0	.199
	Lake Elsinore	5-3	4.35	15	15	0	0	0	68.1	70	35	33	11	5	24	52	2	1	.267
2017	San Antonio	10-6	3.78	26	24	0	0	0	150.0	131	69	63	12	8	48	138	3	*3	.237
2018	Lehigh Valley	10-5	2.63	22	22	1	1	0	126.2	104	41	37	12	8	43	110	3	*6	.226
	PHILLIES	1-0	4.74	7	2	0	0	0	19.0	19	10	10	2	1	8	15	1	0	.271
2019	Lehigh Valley	5-7	4.40	19	19	0	0	0	94.0	81	52	46	16	4	35	83	4	2	.232
	PHILLIES	0-1	7.36	5	1	0	0	0	11.0	13	9	9	4	0	5	9	1	1	.317
<b>Minors Totals</b>		<b>39-23</b>	<b>3.57</b>	<b>106</b>	<b>100</b>	<b>1</b>	<b>1</b>	<b>0</b>	<b>554.0</b>	<b>485</b>	<b>244</b>	<b>220</b>	<b>56</b>	<b>35</b>	<b>182</b>	<b>499</b>	<b>24</b>	<b>13</b>	<b>.237</b>
<b>ML</b>	<b>Totals</b>	<b>1-1</b>	<b>5.70</b>	<b>12</b>	<b>3</b>	<b>0</b>	<b>0</b>	<b>0</b>	<b>30.0</b>	<b>32</b>	<b>19</b>	<b>19</b>	<b>6</b>	<b>1</b>	<b>13</b>	<b>24</b>	<b>2</b>	<b>1</b>	<b>.288</b>

\* League leader

**DE LOS SANTOS' MAJOR LEAGUE HITTING TOTALS**

	AVG	AB	R	H	2B	3B	HR	RBI	SH	SF	HP	BB	SO	SB	CS	E
2019	.000	1	0	0	0	0	0	0	0	0	0	0	1	0	0	0
<b>Career</b>	<b>.000</b>	<b>4</b>	<b>0</b>	<b>0</b>	<b>0</b>	<b>0</b>	<b>0</b>	<b>0</b>	<b>2</b>	<b>0</b>	<b>0</b>	<b>0</b>	<b>3</b>	<b>0</b>	<b>0</b>	<b>0</b>

**DE LOS SANTOS' CAREER TRANSACTIONS**


- Signed by Seattle Mariners as an amateur free agent, July 17, 2014
- Traded to San Diego Padres with Nelson Ward (inf) for Joaquin Benoit (rhp), November 12, 2015
- Traded to Philadelphia for Freddy Galvis (ss), December 15, 2017

**DE LOS SANTOS' CAREER FIELDING**

POSITION	PCT	G	PO	A	E	TC	DP
Pitcher	1.000	12	4	7	0	11	0

**DE LOS SANTOS' GAME HIGHS**

**STRIKEOUTS:** 6 – 7/10/18 vs NYM... **WALKS:** 3 – 2 times, last: 6/23/19 vs MIA... **LONGEST OUTING:** 6.1 inn. – 7/10/18 vs NYM... **WINNING STREAK:** N/A... **LOSING STREAK:** N/A... **SCORELESS STREAK:** 7.1 inn. – 8/8-9/22/18



# KYLE DOHY

LHP

71

## NON-ROSTER INVITEE

**B-T:** L-L

**HT:** 6-2; **WT:** 202

**OPENING DAY AGE:** 23

**BORN:** September 17, 1996, Arcadia, CA

**RESIDES:** Covina, CA

**HOW OBTAINED:** Selected by Phillies in 16th round of June 2017 draft

### 2019

- Began season with Reading (AA)
- On 4/25, debuted with Lehigh Valley (AAA), where he remained for the rest of the season
- Named Phillies Minor League Pitcher of the Week, 7/29-8/4
- Averaged 13.97 SO/9.0 IP (105 SO, 67.2 IP) across both levels
- Recorded multiple SO in 30 of his 47 relief appearances
- Was the only Phillies minor league pitcher with more than 100 SO in fewer than 70.0 IP
- Following the season, rated as having the best change-up in the Phillies minor league system by *Baseball America*

### 2018

- Named a South Atlantic League midseason All-Star
- Was one of two full-season pitchers in Minor League Baseball with more than 110 SO in fewer than 70.0 IP
- Began season with Lakewood (A)
- Recorded at least one SO in all 24 of his relief appearances with Lakewood, averaging 16.84 SO/9.0 IP
- Finished his stint at Lakewood with a 14.0-inning scoreless streak in which he allowed just three hits

- Promoted to Clearwater (A) on 6/21 and then promoted to Reading on 7/14 for the remainder of the season
- Combined to post a 2.54 ERA (19 ER, 67.1 IP) and held opponents to a .151 AVG (34-225) with 10 XBH (5 2B & 5 HR)

### 2017

- Began professional career with Williamsport (A)
- Earned his first pro win, 7/16 vs Lowell
- Logged a 7.2-inning scoreless streak (5 G), 7/16-31, during which he surrendered just two hits
- Held RHH to a .162 AVG (6-37)
- Participated in Florida Instructional League

### PERSONAL

Kyle Kent Dohy... Attended California Polytechnic State University Pomona, California State University Northridge and Citrus Community College (CA)... **Hobbies:** Going to the beach, playing guitar and spending time with family... **Signed by:** Demerius Pittman.

## KYLE DOHY'S CAREER STATISTICS

YEAR	CLUB	W-L	ERA	G	GS	CG	SHO	SV	IP	H	R	ER	HR	HB	BB	SO	WP	BK	AVG
2017	Williamsport	2-1	3.60	13	0	0	0	0	20.0	12	8	8	0	4	20	22	6	0	.182
2018	Lakewood	3-3	0.80	24	0	0	0	7	33.2	16	5	3	1	2	17	63	6	0	.144
	Clearwater	2-1	1.64	7	0	0	0	2	11.0	5	3	2	1	0	3	18	4	0	.135
	Reading	2-5	5.56	18	0	0	0	1	22.2	13	15	14	3	0	22	30	4	0	.169
2019	Reading	1-0	0.82	6	0	0	0	2	11.0	2	2	1	0	0	5	22	2	0	.059
	Lehigh Valley	6-5	6.19	41	0	0	0	1	56.2	57	48	39	4	4	54	83	17	2	.253
<b>Minors Totals</b>		<b>16-15</b>	<b>3.89</b>	<b>109</b>	<b>0</b>	<b>0</b>	<b>0</b>	<b>13</b>	<b>155.0</b>	<b>105</b>	<b>81</b>	<b>67</b>	<b>9</b>	<b>10</b>	<b>121</b>	<b>238</b>	<b>39</b>	<b>2</b>	<b>.191</b>

## DOHY'S CAREER TRANSACTIONS

- Selected by Philadelphia in 16th round of June 2017 draft





# SERANTHONY DOMÍNGUEZ

RHP

58

**B-T:** R-R

**HT:** 6-1; **WT:** 225

**OPENING DAY AGE:** 25

**BORN:** November 25, 1994, Esperanza, DR

**RESIDES:** Esperanza, DR

**ML SERVICE:** 1 year, 147 days

**HOW OBTAINED:** Signed by Phillies as an amateur free agent, 10/6/11

2020 PHILLIES

## 2019

- Made his first career Opening Day roster
- Held RHH to a .151/.274/.226 slash line in 63 plate appearances, striking out 20 of those 63 batters (31.7%)
- Had a 2.38 ERA (3 ER, 11.1 IP) over his final 12 games
- Was placed on the 10-day IL from 6/6 through the end of the season with a right elbow UCL injury

## 2018

- Among all NL relievers, finished 3rd in OPP OPS (.301), 4th in OPP AVG (.157) and 6th in WHIP (0.93)
- His 16 saves were tied for the most by any Phillies rookie reliever (Jack Meyer, 1955) since at least 1913, and his 74 strikeouts were T-4th
- Following the season, was named to *Baseball Digest's* Rookie All-Star team
- Began season with Reading (AA) and was promoted to Lehigh Valley (AAA) on 4/27
- Recalled on 5/7 and made his ML debut that day vs SF, recording his first strikeout
- Did not allow a hit or walk in his first 6 ML appearances, becoming the only reliever in ML history (since 1908) to do so in more than 4 straight to begin a career
- Began his career with 15.2 scoreless IP, most by a Phillies pitcher since Marty Bystrom had 20.0 straight scoreless IP to begin his career in 1980
- Drew a walk in his first career PA as a hitter, drawing his first walk before issuing his first as a pitcher (49 batters faced with 0 BB)
- Became 1 of 4 Phillies since 1900 to have 13+ SO and 0 BB in his first 10 relief appearances with the club (others: José Contreras, Billy Wagner and Bill Campbell)
- Earned his first ML save, 5/19 at STL (2.0 IP)
- Had a 10.1-inning scoreless streak, 6/27-7/22
- His 0.65 WHIP was the lowest ever by any Phillie through the All-Star break (min. 30.0 IP)
- Posted a 1.85 ERA (8 ER, 39.0 IP) in his first 34 career appearances and converted 12 of 13 save opportunities
- 43 of his 53 appearances were scoreless

## 2017

- Spent most of the season with Clearwater (A)
- Was on the IL, 5/30-7/20 (right shoulder strain); included 2 rehab starts for Gulf Coast League Phillies (R)
- Averaged 10.91 SO/9.0 IP (82 SO, 67.2 IP) between the two levels
- Had a 2.02 ERA (8 ER, 35.2 IP) over his first 7 games (6 GS) with Clearwater and a 5.74 ERA (17 ER, 26.2 IP) over his final 8 games (7 GS)
- Pitched for Cibao in the Dominican Winter League

## 2016

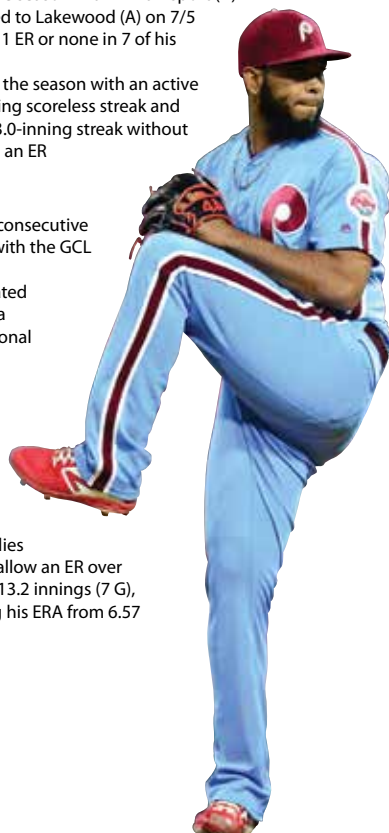
- Began the season with Williamsport (A)
- Promoted to Lakewood (A) on 7/5
- Allowed 1 ER or none in 7 of his 10 starts
- Finished the season with an active 16.0-inning scoreless streak and active 23.0-inning streak without allowing an ER

## 2015

- Second consecutive season with the GCL Phillies
- Participated in Florida Instructional League

## 2014

- Spent the entire season with the GCL Phillies
- Did not allow an ER over his final 13.2 innings (7 G), lowering his ERA from 6.57 to 3.12



## 2013

- Second season with the Dominican Summer League Phillies (R)
- Led the DSL in CG (2) & SHO (2) and T-3rd in starts (14)
- Went 2-1, 1.54 ERA (4 ER, 23.1 IP) over 4 August starts
- Allowed 2 ER or fewer in 11 of his 16 starts
- Participated in FIL

## 2012

- Began his pro career with DSL Phillies

## PERSONAL

Seranthony Ambioris Domínguez (pronounced serr-AN-tho-nee)... **Hobby:** Playing PS4... **Signed by:** Koby Pérez.

## SERANTHONY DOMÍNGUEZ'S CAREER STATISTICS

YEAR	CLUB	W-L	ERA	G	GS	CG	SHO	SV	IP	H	R	ER	HR	HB	BB	SO	WP	BK	AVG
2012	DSL Phillies	4-4	3.48	15	11	0	0	0	67.1	63	32	26	5	7	26	40	7	0	.252
2013	DSL Phillies	4-6	2.96	14	14	*2	*2	0	76.0	60	34	25	1	6	30	58	15	1	.217
2014	GCL Phillies	2-2	3.12	14	0	0	0	0	26.0	26	11	9	1	2	14	24	10	0	.260
2015	GCL Phillies	1-1	2.35	2	1	0	0	0	7.2	6	2	2	1	0	7	9	1	0	.207
2016	Williamsport	1-1	2.12	3	3	0	0	0	17.0	8	6	4	0	2	4	15	6	1	.136
	Lakewood	5-2	2.42	10	10	0	0	0	48.1	34	14	13	2	3	20	50	9	2	.202
2017	Clearwater	4-4	3.61	15	13	0	0	0	62.1	51	28	25	6	2	30	75	3	0	.230
	GCL Phillies	0-0	5.06	2	2	0	0	0	5.1	5	3	3	0	0	4	7	2	0	.250
2018	Reading	1-2	2.08	8	0	0	0	0	13.0	8	6	3	0	2	2	18	1	0	.178
	Lehigh Valley	1-0	0.00	3	0	0	0	0	3.2	0	0	0	0	0	1	3	0	0	.000
	PHILLIES	2-5	2.95	53	0	0	16	0	58.0	32	19	19	4	4	22	74	10	0	.157
2019	PHILLIES	3-0	4.01	27	0	0	0	0	24.2	24	13	11	3	1	12	29	1	0	.250
<b>Minors Totals</b>		<b>23-22</b>	<b>3.03</b>	<b>86</b>	<b>54</b>	<b>2</b>	<b>2</b>	<b>0</b>	<b>326.2</b>	<b>261</b>	<b>136</b>	<b>110</b>	<b>16</b>	<b>24</b>	<b>138</b>	<b>299</b>	<b>54</b>	<b>4</b>	<b>.221</b>
<b>ML</b>	<b>Totals</b>	<b>5-5</b>	<b>3.27</b>	<b>80</b>	<b>0</b>	<b>0</b>	<b>0</b>	<b>16</b>	<b>82.2</b>	<b>56</b>	<b>32</b>	<b>30</b>	<b>7</b>	<b>5</b>	<b>34</b>	<b>103</b>	<b>11</b>	<b>0</b>	<b>.187</b>

\* League leader

## DOMÍNGUEZ'S MAJOR LEAGUE HITTING TOTALS

	AVG	AB	R	H	2B	3B	HR	RBI	SH	SF	HP	BB	SO	SB	CS	E
2019	.000	1	0	0	0	0	0	0	0	0	0	0	1	0	0	0
<b>Career</b>	<b>.000</b>	<b>2</b>	<b>0</b>	<b>0</b>	<b>0</b>	<b>0</b>	<b>0</b>	<b>0</b>	<b>0</b>	<b>0</b>	<b>0</b>	<b>1</b>	<b>2</b>	<b>0</b>	<b>0</b>	<b>1</b>

## DOMÍNGUEZ'S CAREER TRANSACTIONS


- Signed by Philadelphia as an amateur free agent, October 6, 2011
- On injured list with a right elbow UCL injury, June 6, 2019 through the remainder of the season

## DOMÍNGUEZ'S CAREER FIELDING

POSITION	PCT	G	PO	A	E	TC	DP
Pitcher	.950	80	7	12	1	20	0

## DOMÍNGUEZ'S GAME HIGHS

**STRIKEOUTS:** 4 – 6/10/18 vs MIL... **WALKS:** 3 – 2 times, last: 9/11/18 vs WSH... **LONGEST OUTING:** 2.0 inn. – 7 times, last: 5/20/19 at CHI... **WINNING STREAK:** 4 games – 8/29/18-current... **LOSING STREAK:** 5 games – 6/19-8/25/18... **SCORELESS STREAK:** 15.2 inn. – 5/7-6/6/18



# ZACH EFLIN

RHP

56

@zeflin12

**B-T:** R-R

**HT:** 6-6; **WT:** 220

**OPENING DAY AGE:** 25

**BORN:** April 8, 1994, Orlando, FL

**RESIDES:** Chuluota, FL

**ML SERVICE:** 3 years, 18 days

**HOW OBTAINED:** Acquired from Los Angeles Dodgers with Tom Windle for Jimmy Rollins, 12/19/14

2020 PHILLIES

## 2019

- Was T-1st among ML starters in CG (2), T-2nd in SHO (1) and 4th in first pitch strike % (68.6) & fewest pitches per batter faced (3.65)
- Set career bests in starts (28), innings (163.1), strikeouts (129) and ERA (4.13)
- Made his first career Opening Day roster
- Tied a career-high nine strikeouts in his first start of the season, 4/2 at WSH
- His complete game on 4/28 vs MIA was the third of his career and first 9.0-inning complete game by a Phillie since 9/17/16 vs MIA (Jeremy Hellickson)
- Had a career-long 12.0-inning scoreless streak, 5/5-11
- Tossed his second career shutout on 5/11 at KC, also the first by a Phillie since Hellickson on 9/17/16 vs MIA
- Became the first Phillie age 25 or younger to reach four career complete games since Cole Hamels in 2006 (6 CG)
- Became the first Phillie with four complete games before 55 career starts since 1995 (Tyler Green) and first major leaguer since 2016 (Masahiro Tanaka)
- Joined Roy Halladay (2010 and 2011) as the only two Phillies since 2000 with two complete games that early in a season (within team's first 38 games)
- Had a streak of 46 consecutive starts with 3 or fewer walks come to an end on 5/26 vs MIL; it was the 8th-longest such streak in Phillies history since at least 1908
- Posted a 2.64 ERA (9 ER, 30.2 IP) in five May starts
- Was on the 10-day IL, 5/28-6/6, with mid-back tightness
- On 6/12 vs ARI, became the first Phillie since 4/16/05 (Jon Lieber) to finish a start of 8.0 or more IP on 82 or fewer pitches and first in MLB to do so with as many strikeouts (9) since 8/25/04 (Randy Johnson, 11)
- Made four appearances out of the bullpen from 7/31-8/10
- Had a 2.83 ERA (13 ER, 41.1 IP) in his final seven starts of the season
- Made 17 starts against the NL East, tied for the most among any pitcher during the season

## 2018

- Began the season with Lehigh Valley (AAA), posting a 1.69 ERA in three starts before being recalled on 4/30
- Took a perfect game through 5.0 innings in his season debut, 5/1 at MIA
- Struck out a career-high nine batters on 5/7 vs SF, needing only 3.2 innings to surpass his previous high of six (twice, both in complete games)
- Clubbed his first ML home run on 5/25 vs TOR (Sam Gaviglio)
- Went 5-0 with a 1.76 ERA (6 ER, 30.2 IP), 6 BB, 0 HR, 28 SO and held opponents to a .218 AVG in five June starts

- Was T-1st in the majors in wins and HR/9.0 IP in June, and in the NL ranked 3rd in ERA, 4th in SO/BB (4.97) and 8th in WHIP (0.98)
- Was the first Phillie to win five games in a month since May 2012 (Hamels) and the first to have at least 30.0 IP & 0 HR allowed in a month since April 2012 (Halladay)
- Had a 32.2-inning streak without allowing a home run in parts of seven starts, 5/30-7/3
- Was on the 10-day IL, 7/15 (retro to 7/12) to 7/22 with a right middle finger blister
- Won 6 straight starts, 6/5-7/3, joining Cliff Lee and Roy Halladay as the only Phillies to accomplish that since 2000; posted a 1.91 ERA (8 ER, 37.2 IP) in those starts
- Pitched 8.0 innings on 85 pitches, 8/4 vs MIA, becoming the first Phillie since 2005 to finish a start with at least 8.0 innings on 85 or fewer pitches
- Optioned to Lehigh Valley on 8/11 and recalled on 8/22, however did not miss a start because he served as 26th man for the doubleheader on 8/16
- Allowed only 19 ER in 56.2 IP (3.02 ERA) from the fourth inning on in his starts, but surrendered 43 ER in 71.1 IP (5.43 ERA) in innings 1-3

## 2017

- Began the season on the 10-day IL recovering from offseason surgery on both knees; activated and optioned to Lehigh Valley on 4/11 following a rehab assignment with Clearwater (A), 4/6-10
- Recalled on 4/18 after making one start for Lehigh Valley
- Had a career-best 29.0-inning streak without issuing a walk, 4/18-5/10; longest by a Phillie since 2013-14 (Cliff Lee, 31.0 IP)
- Had 3 straight starts with at least 7.0 IP and no walks, 4/18-5/4
- Optioned to Lehigh Valley on 5/28
- Was on the 7-day IL, 6/3-7/8 (right elbow strain); included a minor league rehab assignment with Gulf Coast League Phillies (R)
- Allowed 2 ER or fewer in 5 of his 7 starts with Lehigh Valley
- Recalled on 8/8 and made 3 starts before being placed on the 10-day IL on 8/22 (retro to 8/19) with a right shoulder strain, causing him to miss the remainder of the season
- Posted a 2.81 ERA (10 ER, 32.0 IP) in his first 5 starts of the season and a 9.46 ERA (34 ER, 32.1 IP) in his final 6

## 2016

- Began the season with Lehigh Valley
- Named International League Pitcher of the Week, 4/11-17 (2-0, 0.64 ERA, 14.0 IP, 7 H, R, ER, 2 BB, 8 SO)
- Had his contract selected and made his ML debut, 6/14 at TOR

- Became the first Phillies starting pitcher to make his ML debut outside of the United States since RHP David Coggin, 6/23/00 at Olympic Stadium (MTL); he was the first Phillies starting pitcher to ever make his debut in TOR
- At just 22 years and 67 days old, he was the 4th-youngest starting pitcher to debut for the Phillies since 2000, trailing only Gavin Floyd (21 years, 220 days), Brett Myers (21 years, 341 days) and Aaron Nola (22 years, 47 days)
- On 7/5 vs ATL, became the first Phillies pitcher to toss a CG for his 1st career win since 6/14/98 (Carlton Loewer)
- At 22 years, 105 days, was the youngest Phillies pitcher to toss 2 CG in a single season since 1975, when both Tom Underwood (21 years, 142 days) and Larry Christenson (21 years, 251 days) did so
- Was placed on the 15-day IL on 8/9 (patellar tendinopathy) and missed the remainder of the season
- Underwent surgery on his right knee on 8/19, and his left knee on 9/30 (Dr. Steve Cohen)

## 2015

- Named the 4th-best prospect in the Phillies minor league system by *Baseball America* prior to the season
- Spent the entire season with Reading (AA)
- T-9th in the Eastern League in WHIP (1.21)
- Selected as an EL midseason All-Star
- Named EL and Phillies Minor League Pitcher of the Week, 4/9-19
- Began the season by throwing 15.2 consecutive scoreless innings over 3 starts

- Pitched for Team USA in the Pan Am Games, 7/10-19 in Toronto, Canada; Team USA won the silver medal
- Went 2-0, 1.38 ERA (2 ER, 13.0 IP) in 2 starts in the EL playoffs

## 2014

- Spent the entire season with Lake Elsinore (A)
- Allowed 2 ER or fewer in 17 of his 24 starts (71%)
- Posted a 3.37 ERA (46 ER, 123.0 IP) in 23 of his 24 starts; allowed 8 ER in 5.0 innings, 4/9 at High Desert

## 2013

- Spent season with Fort Wayne (A)
- Led the Midwest League in ERA (2.73)
- Allowed 2 ER or fewer in each of his final 19 starts (2.18 ERA, 26 ER, 107.1 IP)

## 2012

- Began his pro career with the Arizona League Padres (R)

## PERSONAL

Zachary Adams Eflin (pronounced EFF-lin)... Engaged to Lauren Dennen... 2012 graduate of Hagerty High School (FL)... Participated in the Florida Atlantic Coaches Association (FACA) All-Star Classic... **Hobbies:** Fishing, golf and playing guitar... **Signed by:** Willie Bosque.

## ZACH EFLIN'S CAREER STATISTICS

YEAR	CLUB	W-L	ERA	G	GS	CG	SHO	SV	IP	H	R	ER	HR	HB	BB	SO	WP	BK	AVG
2012	AZL Padres	0-1	7.71	4	3	0	0	0	7.0	9	6	6	0	0	3	4	0	0	.300
2013	Fort Wayne	7-6	*2.73	22	22	0	0	0	118.2	110	53	36	7	4	31	86	7	0	.239
2014	Lake Elsinore	10-7	3.80	24	24	0	0	0	128.0	138	56	54	9	4	31	93	3	0	.281
2015	Reading	8-6	3.69	23	23	0	0	0	131.2	136	63	54	12	4	23	68	3	0	.268
2016	Lehigh Valley	5-2	2.90	11	11	0	0	0	68.1	49	24	22	2	3	11	55	4	0	.199
	PHILLIES	3-5	5.54	11	11	2	1	0	63.1	67	42	39	12	1	17	31	1	0	.269
2017	Clearwater - a	1-0	0.00	1	1	0	0	0	5.0	1	0	0	0	0	0	6	0	0	.059
	Lehigh Valley	1-4	4.57	8	7	0	0	0	43.1	48	22	22	3	4	15	38	3	0	.289
	PHILLIES	1-5	6.16	11	11	0	0	0	64.1	79	45	44	16	5	12	35	2	0	.309
	GCL Phillies	0-0	1.29	2	2	0	0	0	7.0	5	1	1	0	1	0	6	0	0	.200
2018	Lehigh Valley	2-2	4.05	4	4	0	0	0	20.0	20	10	9	0	2	5	15	2	0	.256
	PHILLIES	11-8	4.36	24	24	0	0	0	128.0	130	69	62	16	3	37	123	4	0	.261
2019	PHILLIES	10-13	4.13	32	28	#2	1	0	163.1	172	88	75	28	6	48	129	1	0	.268
	<b>Minors Totals</b>	<b>34-28</b>	<b>3.47</b>	<b>99</b>	<b>97</b>	<b>0</b>	<b>0</b>	<b>0</b>	<b>529.0</b>	<b>516</b>	<b>235</b>	<b>204</b>	<b>33</b>	<b>22</b>	<b>119</b>	<b>371</b>	<b>22</b>	<b>0</b>	<b>.255</b>
	<b>ML Totals</b>	<b>25-31</b>	<b>4.73</b>	<b>78</b>	<b>74</b>	<b>4</b>	<b>2</b>	<b>0</b>	<b>419.0</b>	<b>448</b>	<b>244</b>	<b>220</b>	<b>72</b>	<b>15</b>	<b>114</b>	<b>318</b>	<b>8</b>	<b>0</b>	<b>.272</b>

\* League leader

# Tied for league lead

a - Rehab assignment

## EFLIN'S MAJOR LEAGUE HITTING TOTALS

	AVG	AB	R	H	2B	3B	HR	RBI	SH	SF	HP	BB	SO	SB	CS	E
2019	.160	50	3	8	1	0	0	2	2	0	0	0	27	0	0	1
<b>Career</b>	<b>.152</b>	<b>138</b>	<b>9</b>	<b>21</b>	<b>3</b>	<b>0</b>	<b>1</b>	<b>5</b>	<b>9</b>	<b>0</b>	<b>0</b>	<b>0</b>	<b>79</b>	<b>0</b>	<b>0</b>	<b>6</b>

### EFLIN'S CAREER TRANSACTIONS

- Selected by San Diego Padres between 1st and 2nd rounds (33rd overall) of June 2012 draft
- Traded to Los Angeles Dodgers with Yasmani Grandal (c) and Joe Wieland (rhp) for Matt Kemp (of), Tim Federowicz (c) and cash considerations, December 18, 2014
- Traded to Philadelphia with Tom Windle (lhp) for Jimmy Rollins (ss), December 19, 2014
- On injured list with patellar tendinopathy, August 9, 2016 through the end of the season
- On injured list recovering from surgery on both knees, March 30-April 10, 2017; included rehab assignment to Clearwater, April 6-10
- On injured list with a right shoulder strain, August 19, 2017 through the end of the season
- On injured list with a right middle finger blister, July 12-22, 2018
- On injured list with mid-back tightness, May 28-June 6, 2019

### EFLIN'S CAREER FIELDING

POSITION	PCT	G	PO	A	E	TC	DP
Pitcher	.935	78	26	61	6	93	4

### EFLIN'S GAME HIGHS

**LOW-HIT CG:** 3 – 7/22/16 at PIT... **SHUTOUTS:** 2 – last: 5/11/19 at KC... **STRIKEOUTS:** 9 – 5 times, last: 6/12/19 vs ARI... **WALKS:** 4 – 5 times, last: 9/23/19 at WSH... **LONGEST OUTING:** 9.0 inn. – 4 times, last: 5/11/19 at KC... **WINNING STREAK:** 6 games – 6/5-7/3/18... **LOSING STREAK:** 5 games – 7/27/16-5/28/17... **SCORELESS STREAK:** 12.0 inn. – 5/5-11/19





# LOGAN FORSYTHE

INF

13

## NON-ROSTER INVITEE

**B-T:** R-R

**HT:** 6-1; **WT:** 205

**OPENING DAY AGE:** 33

**BORN:** January 14, 1987, Memphis, TN

**RESIDES:** Franklin, TN

**ML SERVICE:** 8 years, 113 days

**HOW OBTAINED:** Signed by Phillies as a minor league free agent, 2/5/20

### 2019

- Was a non-roster invitee to TEX's spring training
- Made TEX's Opening Day roster
- Defensively, made starts at 1st base (40), 2nd base (8), 3rd base (28) and SS (10)
- Homered three times over eight games, 4/21-28
- Collected a season-high four hits, 4/27 at SEA
- Hit three HR in a seven-game span from 7/5-21

### 2018

- Started at 3rd base for LAD on Opening Day
- Was on the 10-day IL, 4/15-5/13, with right shoulder inflammation; included a rehab assignment to Rancho Cucamonga (A)
- Traded to MIN on 7/31
- Had a career-high five hits on 8/16 vs DET
- Posted a career-best 10-game hitting streak (.417 AVG) from 8/3-12

### 2017

- Was his first season with LAD
- Had a stint on the IL from 4/19-5/22 (right great toe fracture); included a rehab assignment to Rancho Cucamonga
- Slashed .290/.418/.452 with 11 doubles, three HR and 16 RBI against LHP
- His OBP against LHP ranked 12th best in the majors (min. 150 PA)
- Played majority of the season at 2nd base (80 G), but also appeared at 3rd base (42 G), SS (2 G), LF (3 G), and 1st base (1 G)
- Posted a .989 fielding percentage at 2nd base
- Appeared in 14 of LAD's 15 postseason games, hitting .297 with nine runs, two doubles, six RBI and a .435 OBP; was his first career postseason appearance

### 2016

- Spent the entire season with TB
- Established career highs in HR (20), triples (4) and runs scored (76)
- Batted leadoff in all 125 of his starts
- Slugged three leadoff HR: 7/29 vs NYY, 8/9 at TOR and 9/6 vs BAL
- Slashed .314/.336/.463 in the 1st inning
- Was on the IL, 5/10-6/9, with a left shoulder fracture; included a rehab assignment to Durham (AAA)
- Recorded a then-career-long nine-game hitting streak from 6/25-7/3, batting .395 (15-38) with four doubles, a HR and four RBI during the streak
- Recognized by the MLBPA as TB's Heart and Hustle Award winner

### 2015

- Led qualifying TB players in AVG (.281), OBP (.359) and SLG (.444), as well as multi-hit games (39), walks and two-out RBI (24)
- Posted a .299/.373/.599 slash line against LHP
- His SLG against LHP (.599) ranked 3rd in the AL, behind only Nelson Cruz (.673) and Josh Donaldson (.632)
- His 5.1 Wins Above Replacement (WAR) ranked 2nd among ML 2nd basemen behind DET's Ian Kinsler (6.0), according to Baseball-Reference
- Hit an inside-the-park HR on 7/8 at KC (Jeremy Guthrie)
- Named AL Player of the Week, 8/31-9/6

### 2014

- Was his first season with TB
- Slashed .330/.376/.522, going 38-for-115 with five homers and 15 RBI in 37 games from 6/16-8/14

### 2013

- Limited to 75 games with SD due to right plantar fasciitis
- Began season on the IL; had a rehab assignment at Tucson (AAA) before being reinstated on 6/10
- Was one of only six ML players to appear in 10 games or more at four different positions, joining teammate Alexi Amarista, PHI's Freddy Galvis, DET's Don Kelly, NYM's Justin Turner and LAD's Skip Schumaker

### 2012

- Spent the first two months on SD's IL after undergoing surgery on his left foot
- Had a rehab assignment at Tucson and was reinstated on 6/3
- Posted a .384/.465/.545 slash line against LHP
- His first ML HR was a walk-off solo shot on 6/5 vs SF (Steven Edlefsen)

### 2011

- Made his ML debut on 5/4 vs PIT
- Appeared in 69 games (36 starts) in three stints with SD
- Hit .308 (12-39) with four doubles, 12 RBI and 10 walks with RISP

### 2010

- Spent the entire season with San Antonio (AA)
- Was on the IL, 4/24-5/28 (right digit 5 contusion)

**2009**

- Split the season between Lake Elsinore (A) and San Antonio, combining to hit .300 (144-480) with 22 doubles, six triples, 11 homers and 61 RBI
- Selected as a California League midseason All-Star
- Had 102 walks to 111 SO

**2008**

- Made his professional debut with Eugene (A) and played for Arizona League Padres (R)

**PERSONAL**

John Logan Forsythe Jr... Married Ally Atkins (11/15/14); has a son, Trace... 2006 graduate of Christian Brothers High School (TN)... Attended the University of Arkansas... Played for the silver medal-winning Team USA in the 2007 Pan Am Games in Rio de Janeiro... His younger brother, Blake, was a minor league catcher who was selected by NYM in the 3rd round of the June 2010 draft... Blake played for Reading (AA) and Lehigh Valley (AAA) in 2015... **Hobbies:** Fishing and cooking... **Signed by:** Lane Decker.

**LOGAN FORSYTHE'S CAREER STATISTICS**

YEAR	CLUB	AVG	G	AB	R	H	2B	3B	HR	RBI	SH	SF	HP	BB	SO	SB	CS	OBP	SLG	OPS	E
2008	AZL Padres	.231	9	26	2	6	0	0	0	0	0	0	4	5	8	0	0	.429	.231	.659	1
	Eugene	.333	3	9	2	3	1	0	0	0	0	0	1	1	3	0	0	.455	.444	.899	1
2009	Lake Elsinore	.322	66	236	46	76	13	3	8	30	0	1	7	61	48	6	2	.472	.504	.976	13
	San Antonio	.279	66	244	37	68	9	3	3	31	1	2	2	41	63	5	0	.384	.377	.761	12
2010	San Antonio	.253	107	392	66	99	22	1	3	38	0	1	4	75	95	17	5	.377	.337	.714	16
2011	Tucson	.326	46	178	41	58	12	0	8	34	0	1	6	33	50	8	4	.445	.528	.973	10
	SAN DIEGO	.213	62	150	12	32	9	1	0	12	2	2	3	12	33	3	1	.281	.287	.568	5
2012	Tucson	.259	16	58	12	15	2	3	1	9	0	0	3	13	18	3	0	.419	.448	.867	2
	SAN DIEGO	.273	91	315	45	86	13	3	6	26	0	1	6	28	57	8	2	.343	.390	.733	12
2013	Tucson	.360	8	25	6	9	2	2	2	5	0	0	8	7	0	0	.515	.840	1.355	3	
	SAN DIEGO	.214	75	220	22	47	6	1	6	19	1	1	2	19	54	6	1	.281	.332	.613	5
2014	TAMPA BAY	.223	110	301	32	67	12	1	6	26	2	4	4	25	71	2	0	.287	.329	.616	2
2015	TAMPA BAY	.281	153	540	69	152	33	2	17	68	0	6	14	55	111	9	4	.359	.444	.804	9
2016	Durham	.400	2	5	1	2	0	0	1	1	0	0	1	1	0	1	0	.571	1.000	1.571	0
	TAMPA BAY	.264	127	511	76	135	24	4	20	52	0	2	8	46	127	6	6	.333	.444	.778	9
2017	Rancho Cuca.	.214	6	14	4	3	0	0	0	0	0	0	2	4	9	0	0	.450	.214	.664	0
	LOS ANGELES (NL)	.224	119	361	56	81	19	0	6	36	0	5	4	69	109	3	2	.351	.327	.678	6
2018	Rancho Cuca.	.100	3	10	0	1	1	0	0	0	0	0	0	2	0	0	0	.100	.200	.300	0
	LOS ANGELES (NL)	.207	70	193	18	40	10	0	2	13	0	1	0	17	43	2	0	.270	.290	.560	8
2019	MINNESOTA	.258	50	178	19	46	6	0	0	14	0	0	3	24	40	1	0	.356	.292	.648	3
	TEXAS	.227	101	317	38	72	17	1	7	39	0	2	3	44	100	2	0	.325	.353	.678	10
<b>Minors Totals</b>		<b>.284</b>	<b>332</b>	<b>1197</b>	<b>217</b>	<b>340</b>	<b>62</b>	<b>12</b>	<b>26</b>	<b>148</b>	<b>1</b>	<b>5</b>	<b>30</b>	<b>242</b>	<b>303</b>	<b>40</b>	<b>11</b>	<b>.415</b>	<b>.421</b>	<b>.836</b>	<b>58</b>
<b>AL</b>	<b>Totals</b>	<b>.256</b>	<b>541</b>	<b>1847</b>	<b>234</b>	<b>472</b>	<b>92</b>	<b>8</b>	<b>50</b>	<b>199</b>	<b>2</b>	<b>14</b>	<b>32</b>	<b>194</b>	<b>449</b>	<b>20</b>	<b>10</b>	<b>.334</b>	<b>.395</b>	<b>.730</b>	<b>33</b>
<b>NL</b>	<b>Totals</b>	<b>.231</b>	<b>417</b>	<b>1239</b>	<b>153</b>	<b>286</b>	<b>57</b>	<b>5</b>	<b>20</b>	<b>106</b>	<b>3</b>	<b>10</b>	<b>15</b>	<b>145</b>	<b>296</b>	<b>22</b>	<b>6</b>	<b>.317</b>	<b>.333</b>	<b>.650</b>	<b>36</b>
<b>ML</b>	<b>Totals</b>	<b>.246</b>	<b>958</b>	<b>3086</b>	<b>387</b>	<b>758</b>	<b>149</b>	<b>13</b>	<b>70</b>	<b>305</b>	<b>5</b>	<b>24</b>	<b>47</b>	<b>339</b>	<b>745</b>	<b>42</b>	<b>16</b>	<b>.327</b>	<b>.370</b>	<b>.698</b>	<b>69</b>

**FORSYTHE'S DIVISION SERIES STATISTICS**

YEAR	CLUB, OPP	AVG	G	AB	R	H	2B	3B	HR	RBI	SH	SF	HP	BB	SO	SB	CS	OBP	SLG	OPS	E
2017	LAD, ARI	.444	3	9	4	4	0	0	0	1	0	0	0	1	0	1	0	.500	.444	.944	0

**FORSYTHE'S LEAGUE CHAMPIONSHIP SERIES STATISTICS**

YEAR	CLUB, OPP	AVG	G	AB	R	H	2B	3B	HR	RBI	SH	SF	HP	BB	SO	SB	CS	OBP	SLG	OPS	E
2017	LAD, CHI	.200	4	10	2	2	1	0	0	2	0	0	0	4	3	0	0	.429	.300	.729	0

**FORSYTHE'S WORLD SERIES STATISTICS**

YEAR	CLUB, OPP	AVG	G	AB	R	H	2B	3B	HR	RBI	SH	SF	HP	BB	SO	SB	CS	OBP	SLG	OPS	E
2017	LAD, HOU	.278	7	18	3	5	1	0	0	3	0	0	0	4	4	1	1	.409	.333	.742	1

## FORSYTHE'S CAREER TRANSACTIONS

- Selected by San Diego Padres in 1st round (46th overall) in June 2008 draft
- On injured list with a left foot fracture, March 26-June 2, 2012; included rehab assignment to Tucson, May 14-June 2, 2012
- On injured list with right foot plantar fasciitis, March 27-June 9, 2013; included rehab assignment to Tucson, May 29-June 9
- Traded to Tampa Bay Rays with Matt Andriese (rhp), Brad Boxberger (rhp), Matt Lollis (rhp) and Maxx Tissenbaum (c/inf) for Jesse Hahn (rhp) and Álex Torres (lhp), January 22, 2014
- On injured list with a left shoulder fracture, May 10-June 9, 2016; included rehab assignment to Durham, June 8-9
- Traded to Los Angeles Dodgers for Jose De Leon (rhp), January 23, 2017
- On injured list with a right great toe fracture, April 19-May 22, 2017; included rehab assignment to Rancho Cucamonga, May 2-21
- On injured list with right shoulder inflammation, April 15-May 13, 2018; included rehab assignment to Rancho Cucamonga, May 11-13
- Traded to Minnesota Twins with Luke Raley (of/1b) and Devin Smeltzer (rhp) for Brian Dozier (inf), July 31, 2018
- Signed by Texas Rangers as a free agent, February 26, 2019
- Signed by Philadelphia as a minor league free agent, February 5, 2020

## FORSYTHE'S CAREER FIELDING

POSITION	PCT	G	PO	A	E	TC	DP
First base	.991	75	424	27	4	455	49
Second base	.981	643	978	1436	46	2460	295
Third base	.953	143	77	228	15	320	15
Shortstop	.963	36	29	75	4	108	15
Outfield	1.000	20	14	0	0	14	0

## FORSYTHE'S GAME HIGHS

**HITS:** 5 – 8/16/18 vs DET... **RUNS:** 3 – 8 times, last: 9/7/18 vs KC... **DOUBLES:** 2 – 14 times, last: 5/27/19 at SEA... **TRIPLES:** 1... **HOME RUNS:** 1... **RBI:** 4 – 2 times, last: 9/25/17 vs SD... **WALKS:** 3 – 4 times, last: 8/22/17 at PIT... **STOLEN BASES:** 2 – 5 times, last: 6/22/15 vs TOR... **HITTING STREAK:** 10 games – 8/3-12/18

## FORSYTHE'S NOTABLE HOMERS

**GRAND SLAMS:** None... **INSIDE-THE-PARK HR:** 1 – 7/8/15 at KC (Jeremy Guthrie)... **LEADOFF HR:** 3 – 7/29/16 vs NYY (Ivan Nova); 8/9/16 at TOR (Marco Estrada); 9/6/16 vs BAL (Yovani Gallardo)... **PINCH HR:** 2 – 7/5/12 vs CIN (Sean Marshall); 9/27/13 at SF (Javier Lopez)... **WALK-OFF HR:** 1 – 6/5/12 vs SF (Steve Edlefsen)





# ARQUÍMEDES GAMBOA

SS

70

**B-T:** S-R

**HT:** 6-0; **WT:** 190

**OPENING DAY AGE:** 22

**BORN:** September 23, 1997, Güiria, VZ

**RESIDES:** Güiria, VZ

**HOW OBTAINED:** Signed by Phillies as an amateur free agent, 7/17/14

2020 PHILLIES

## 2019

- Spent the entire season with Reading (AA)
- Posted a .349 OBP in 21 games during May and a .348 OBP in 26 games in July
- Was one of only three players in the Eastern League with 20 steals and 50 walks
- Finished T-10th in the EL in triples (5)
- Rated the best defensive infielder in the Phillies system by *Baseball America*

## 2018

- Spent the season with Clearwater (A)
- Named a Florida State League midseason All-Star and started the game at SS
- Led all qualifying SS in the FSL with a .971 fielding percentage
- Finished 9th in the FSL in at-bats
- Named Phillies Minor League Player of the Week, 4/16-22
- Hit .257 with a .345 OBP before the All-Star break (226 AB) and .167 with a .258 OBP after the break (204 AB)
- Hit leadoff in 70 of his 114 total games
- Had a season-best 3 walks, 8/7 at Tampa
- Slashed .333/.467/.500 with 9 RBI in 15 plate appearances with the bases loaded
- Following the season, played for Scottsdale in the Arizona Fall League

## 2017

- Spent entire season with Lakewood (A)
- Was on the IL from 4/12-5/24 (right hamstring strain)
- Named Phillies Minor League Defender of the Month for July
- Named Phillies Minor League Player of the Week twice (8/21-27 and 8/28-9/4)
- Ended season riding a 14-game hitting streak (.418 AVG, 23-55), which began on 8/19
- Hit .304 (17-56) with RISP
- Participated in Florida Instructional League

## 2016

- Spent entire season with Williamsport (A)
- Had a professional-high 4 hits, 7/18 vs West Virginia
- Participated in FIL

## 2015

- Began pro career with Gulf Coast League Phillies (R)
- Participated in FIL

## 2014

- Participated in FIL

## PERSONAL

Arquímedes José Gamboa (pronounced ar-KIM-ee-deez)...

Has one son, Dylan (8/25/15)... **Hobby:** Collecting cars...

**Signed by:** Carlos Salas.

## ARQUÍMEDES GAMBOA'S CAREER STATISTICS

YEAR	CLUB	AVG	G	AB	R	H	2B	3B	HR	RBI	SH	SF	HP	BB	SO	SB	CS	OBP	SLG	OPS	E
2015	GCL Phillies	.189	50	190	23	36	7	3	0	16	0	0	1	15	50	8	2	.252	.258	.510	9
2016	Williamsport	.200	35	130	15	26	6	0	2	15	5	2	1	9	28	5	1	.254	.292	.546	16
2017	Lakewood	.261	79	307	44	80	12	3	6	29	5	5	0	33	52	8	0	.328	.378	.706	14
2018	Clearwater	.214	114	434	49	93	14	4	2	37	3	3	4	53	111	6	4	.304	.279	.582	12
2019	Reading	.188	113	356	35	67	10	5	3	28	4	1	1	59	112	21	8	.305	.270	.574	9
<b>Minors Totals</b>		<b>.213</b>	<b>391</b>	<b>1417</b>	<b>166</b>	<b>302</b>	<b>49</b>	<b>15</b>	<b>13</b>	<b>125</b>	<b>17</b>	<b>11</b>	<b>7</b>	<b>169</b>	<b>353</b>	<b>48</b>	<b>15</b>	<b>.298</b>	<b>.296</b>	<b>.594</b>	<b>60</b>

## GAMBOA'S CAREER TRANSACTIONS

- Signed by Philadelphia as an amateur free agent, July 17, 2014



# ÉDGAR GARCÍA

RHP

41

**B-T:** R-R  
**HT:** 6-1; **WT:** 205  
**OPENING DAY AGE:** 23  
**BORN:** October 4, 1996, Palenque, DR  
**RESIDES:** San Cristóbal, DR  
**ML SERVICE:** 114 days  
**HOW OBTAINED:** Signed by Phillies as an amateur free agent, 5/29/14

## 2019

- Began season with Lehigh Valley (AAA)
- Had four separate stints with PHI: 5/6-6/15, 6/17-7/17, 7/28-30 and 8/24-end of season
- Made his ML debut on 5/6 at STL and earned his first ML win on 5/19 vs COL
- Recorded at least one strikeout in each of his final 18 appearances of the season, the third-longest streak ever by a Phillies reliever behind Héctor Neris' 24 in 2018 and Ryan Madson's 19 in 2010
- Struck out 29 of the final 89 batters he faced (32.6%)

## 2018

- Began season with Reading (AA)
- Was named an Eastern League midseason All-Star
- Among qualifying EL relievers, finished 4th in OPP AVG (.204) and 5th in SO/9.0 IP (10.26)
- Finished T-6th in the EL in appearances (47)
- Allowed just 1 ER in his first 24.0 IP (0.38 ERA)
- Registered multiple strikeouts in 20 of his appearances, including three or more 12 times
- Promoted to Lehigh Valley on 8/25
- Pitched for Oriente in the Dominican Winter League

## 2017

- Spent entire season with Clearwater (A)
- Posted a 2.53 ERA (6 ER, 21.1 IP) over 5 starts in June
- Was on the IL, 8/8-16 (right great turf toe)
- Held opponents to a .132 AVG (5-38) with RISP and 2 outs
- Went 3-1 with a 3.25 ERA (22 ER, 61.0 IP) in 17 home games (11 GS)

## 2016

- Spent entire season with Lakewood (A)
- Posted a 1.35 ERA (4 ER, 26.2 IP) in his first 13 games of the season
- 10 of his 27 outings were scoreless appearances of 2.0 or more IP
- Participated in Florida Instructional League

## 2015

- Spent entire season with Gulf Coast League Phillies (R)
- Posted a 2.52 ERA and 0.96 WHIP with 26 SO in 25.0 IP as a reliever
- Opponents managed only 2 hits in 30 AB with RISP against him (.067 AVG)
- Participated in FIL

## 2014

- Began pro career with Dominican Summer League Phillies (R)
- Posted a 1.46 ERA (4 ER, 24.2 IP) over his final 11 games after allowing 2 ER in 1.0 IP in his professional debut, 6/23 vs DSL Yankees
- Earned his first pro win, 8/4 vs DSL Yankees

## PERSONAL

Édgar Ernesto García... **Hobby:** Going to the beach with his family... **Signed by:** Carlos Salas.

## ÉDGAR GARCÍA'S CAREER STATISTICS

YEAR	CLUB	W-L	ERA	G	GS	CG	SHO	SV	IP	H	R	ER	HR	HB	BB	SO	WP	BK	AVG
2014	DSL Phillies	2-0	2.10	12	1	0	0	2	25.2	20	8	6	0	1	6	19	5	0	.206
2015	GCL Phillies	1-2	3.31	12	2	0	0	2	32.2	27	13	12	1	2	8	34	8	#3	.221
2016	Lakewood	4-1	2.80	27	4	0	0	2	61.0	59	30	19	6	2	15	59	3	1	.249
2017	Clearwater	3-4	4.47	27	15	0	0	0	88.2	95	53	44	10	5	31	89	8	0	.271
2018	Reading	7-2	3.32	47	0	0	0	8	59.2	45	24	22	6	2	25	68	7	0	.204
	Lehigh Valley	0-1	7.71	5	0	0	0	0	4.2	4	4	4	2	0	2	4	0	0	.235
2019	Lehigh Valley	2-1	2.48	25	0	0	0	8	29.0	15	8	8	4	1	8	38	0	0	.152
	PHILLIES	2-0	5.77	37	0	0	0	0	39.0	38	25	25	11	0	26	45	4	0	.266
<b>Minors Totals</b>		<b>19-11</b>	<b>3.43</b>	<b>155</b>	<b>22</b>	<b>0</b>	<b>0</b>	<b>22</b>	<b>301.1</b>	<b>265</b>	<b>140</b>	<b>115</b>	<b>29</b>	<b>13</b>	<b>95</b>	<b>311</b>	<b>31</b>	<b>4</b>	<b>.232</b>
<b>ML Totals</b>		<b>2-0</b>	<b>5.77</b>	<b>37</b>	<b>0</b>	<b>0</b>	<b>0</b>	<b>0</b>	<b>39.0</b>	<b>38</b>	<b>25</b>	<b>25</b>	<b>11</b>	<b>0</b>	<b>26</b>	<b>45</b>	<b>4</b>	<b>0</b>	<b>.266</b>

# Tied for league lead

## GARCÍA'S CAREER TRANSACTIONS

- Signed by Philadelphia as an amateur free agent, May 29, 2014

## GARCÍA'S CAREER FIELDING

POSITION	PCT	G	PO	A	E	TC	DP
Pitcher	1.000	37	2	1	0	3	0

## GARCÍA'S GAME HIGHS

**LOW-HIT CG:** N/A... **SHUTOUTS:** N/A... **STRIKEOUTS:** 4 – 7/4/19 at ATL... **WALKS:** 3 – 2 times, last: 9/24/19 at WSH... **LONGEST OUTING:** 2.0 inn. – 4 times, last: 9/29/19 vs MIA... **WINNING STREAK:** 2 games – 6/26/19-current... **LOSING STREAK:** N/A... **SCORELESS STREAK:** 5.1 inn. – 5/19-28/19

	KYLE GARLICK		OF	72
	<p><b>B-T:</b> R-R  <b>HT:</b> 6-1; <b>WT:</b> 210  <b>OPENING DAY AGE:</b> 28  <b>BORN:</b> January 26, 1992, Chino Hills, CA  <b>RESIDES:</b> Chino Hills, CA  <b>ML SERVICE:</b> 46 days  <b>HOW OBTAINED:</b> Acquired from Los Angeles Dodgers for Tyler Gilbert, 2/15/20</p>			

### 2019

- Was a non-roster invitee to ML spring training
- Began the season with Oklahoma City (AAA)
- Slugged three HR in a game twice: 5/5 at New Orleans and 7/18 at Iowa
- Selected as an Organization All-Star by MiLB.com
- Had 50 XBH in 81 games (304 PA) with Oklahoma City; 58.8% of his hits went for extra bases
- His contract was selected by LAD on 5/17
- Made his ML debut as a pinch-hitter, 5/19 at CIN (0-1)
- Collected his first ML hit (double), 6/8 at SF
- Hit his first career HR, 6/19 vs SF (Drew Pomeranz)
- Had 4 stints with LAD: 5/17-19, 5/24, 6/5-7/6 and 8/13-18
- Slashed .267/.333/.667 with three doubles, three HR, five RBI and three walks in 33 PA against LHP at the ML level

### 2018

- Opened the season with Tulsa (AA)
- Promoted to Oklahoma City on 4/30 for the remainder of the year
- Led Oklahoma City in HR (17)
- Had two multi-HR games (one with Tulsa and one with Oklahoma City)

### 2017

- Spent most of the year with Tulsa
- Was on the IL, 5/31-7/29, with a right hand fracture; included a rehab assignment to the Arizona League Dodgers (R)
- Named Texas League Player of the Week, 8/28-9/3

### 2016

- Split the season between Rancho Cucamonga (A) and Tulsa
- Named a California League midseason All-Star
- Selected as an Organization All-Star by MiLB.com
- Ranked T-5th in Minor League Baseball with 42 doubles

### 2015

- Played for the AZL Dodgers, Ogden (R), Great Lakes (A) and Rancho Cucamonga in his first professional season
- Combined to slash .349/.397/.591 with 34 XBH in 60 games
- Was on the IL from 8/28-end of season (left wrist strain)

### PERSONAL

Kyle Bruce Garlick... 2010 graduate of Chino Hills High School (CA)... Graduate of California Polytechnic State University, Pomona... Also attended the University of Oregon... **Hobbies:** Spending time with family and friends and playing video games.

## KYLE GARLICK'S CAREER STATISTICS

YEAR	CLUB	AVG	G	AB	R	H	2B	3B	HR	RBI	SH	SF	HP	BB	SO	SB	CS	OBP	SLG	OPS	E
2015	AZL Dodgers	.375	4	16	6	6	2	2	0	3	0	1	0	1	2	0	0	.389	.750	1.139	0
	Ogden	.400	4	15	2	6	3	0	0	3	0	1	0	1	2	0	0	.412	.600	1.012	0
	Great Lakes	.327	38	147	24	48	12	2	4	24	0	0	4	10	35	2	2	.385	.517	.902	1
2016	Rancho Cuca.	.389	14	54	16	21	4	0	5	14	0	2	1	4	20	0	0	.426	.741	1.167	1
	Rancho Cuca.	.306	49	196	38	60	13	1	11	37	0	0	4	15	57	0	0	.367	.551	.918	1
	Tulsa	.284	79	292	42	83	29	2	8	39	0	3	6	18	83	1	0	.335	.479	.815	1
2017	Tulsa	.239	74	268	45	64	9	0	17	42	0	3	4	30	78	1	0	.321	.463	.784	0
	AZL Dodgers	.353	5	17	4	6	3	0	1	2	0	0	1	2	4	0	0	.450	.706	1.156	0
2018	Tulsa	.282	19	78	11	22	4	0	5	14	0	1	0	6	33	0	0	.329	.526	.855	0
	Oklahoma City	.253	97	324	49	82	18	2	17	46	0	1	2	14	105	2	0	.287	.478	.766	1
2019	Oklahoma City	.314	81	271	54	85	25	2	23	59	0	2	6	25	84	2	1	.382	.675	1.057	3
	LOS ANGELES (NL)	.250	30	48	8	12	4	0	3	6	0	0	0	5	19	0	0	.321	.521	.842	0
<b>Minors Totals</b>		<b>.288</b>	<b>464</b>	<b>1678</b>	<b>291</b>	<b>483</b>	<b>122</b>	<b>11</b>	<b>91</b>	<b>283</b>	<b>0</b>	<b>14</b>	<b>28</b>	<b>126</b>	<b>503</b>	<b>8</b>	<b>3</b>	<b>.345</b>	<b>.536</b>	<b>.881</b>	<b>8</b>
<b>ML</b>	<b>Totals</b>	<b>.250</b>	<b>30</b>	<b>48</b>	<b>8</b>	<b>12</b>	<b>4</b>	<b>0</b>	<b>3</b>	<b>6</b>	<b>0</b>	<b>0</b>	<b>0</b>	<b>5</b>	<b>19</b>	<b>0</b>	<b>0</b>	<b>.321</b>	<b>.521</b>	<b>.842</b>	<b>0</b>

## GARLICK'S CAREER TRANSACTIONS

- Selected by Los Angeles Dodgers in 28th round of June 2015 draft
- Traded to Philadelphia for Tyler Gilbert (lhp), February 15, 2020

## GARLICK'S CAREER FIELDING

POSITION	PCT	G	PO	A	E	TC	DP
Outfield	1.000	15	20	0	0	20	0

## GARLICK'S GAME HIGHS

**HITS:** 3 – 6/20/19 vs SF... **RUNS:** 1... **DOUBLES:** 1... **TRIPLES:** None... **HOME RUNS:** 1... **RBI:** 3 – 6/20/19 vs SF... **WALKS:** 1...  
**STOLEN BASES:** None... **HITTING STREAK:** 2 games – 2 times, last: 8/15-18/19



# PHIL GOSSELIN

INF

8

## NON-ROSTER INVITEE

@PGosselin15

**B-T:** R-R

**HT:** 6-1; **WT:** 188

**OPENING DAY AGE:** 31

**BORN:** October 3, 1988, West Chester, PA

**RESIDES:** Malvern, PA

**ML SERVICE:** 3 years, 125 days

**HOW OBTAINED:** Signed by Phillies as a minor league free agent, 12/18/18

2020 PHILLIES

### 2019

- Was a non-roster invitee to ML spring training
- Began season with Lehigh Valley (AAA)
- Had two stints with the Phillies: 4/17-6/13 and 9/1-end of season
- Named an Organization All-Star by MiLB.com
- Ranked 6th in AVG (.313) and T-6th in hits (10) among all ML pinch-hitters
- Batted .313 (10-32), 2B, 3 RBI, 2 BB as a pinch-hitter
- Made 7 starts with the Phillies: 4 at SS and 3 in LF
- At the time his contract was selected by the Phillies for the first time, was leading the International League in OBP (.538) and ranked 3rd in AVG (.419)
- Made his Phillies debut on 4/19 at COL (2-4, R); entered the game at SS in the 4th inning

### 2018

- Made CIN's Opening Day roster after receiving a non-roster invite to ML spring training
- Optioned to Louisville (AAA) on 4/26
- Claimed off waivers by ATL on 5/3 and assigned to Gwinnett (AAA)
- Was on the IL with a left thumb sprain, 5/24-6/4
- Overall, played in 81 games for Gwinnett and appeared at every spot in the lineup except cleanup

### 2017

- Began the season with PIT
- Shuttled between Indiana (AAA) and PIT multiple times before being claimed on waivers by TEX on 8/12
- Assigned to Round Rock (AAA) on 8/12 before being recalled by TEX on 8/19
- Appeared in 12 games after being recalled and appeared defensively at 2nd base, 3rd base and SS

### 2016

- Spent the season with ARI and appeared in a career-high 122 games
- Led all ML pinch-hitters in hits (20) and plate appearances (83), both ARI franchise records
- Appeared in games defensively at 1st base (6), 2nd base (25), 3rd base (10), LF (2) and RF (1)
- Hit his first career pinch-hit HR, 8/7 vs MIL (Michael Blazek)

### 2015

- Began the season with ATL
- Placed on the IL on 5/18 with a fractured left thumb
- Traded to ARI on 6/20
- Made 4 rehab appearances for Arizona League Diamondbacks (R), Visalia (A) and Reno (AAA)
- Activated on 8/31
- Slashed .303/.382/.545 in 24 games for ARI after being activated

- Had a career-high 4 RBI, 9/1 at COL
- Hit his first career inside-the-park HR, 10/1 vs COL (Justin Miller)

### 2014

- Began the season with Gwinnett
- Named Gwinnett's Most Valuable Player and was selected as an International League All-Star and IL Player of the Week, 7/8-14
- Posted an .866 OPS over 96 games before being recalled by ATL on 7/26
- Hit his first ML home run, 8/15 vs OAK (Jesse Chavez)
- Made 30 starts for ATL: 17 at 2nd base, 8 at 3rd base and 5 at SS

### 2013

- Began the season with Mississippi (AA)
- Hit .276 (21-76) in 19 games during May
- Promoted to Gwinnett on 6/23
- Hit .277 in 47 games before having his contract selected on 8/16
- Made his ML debut as a defensive replacement at 2nd base, 8/16 vs WSH
- Made his first ML start at 2nd base and singled for his first hit, 8/18 vs WSH (Gio Gonzalez)
- Optioned back to Gwinnett on 8/22 for remainder of the season

### 2012

- Played for Mississippi
- Hit .282 with a .402 OBP in 23 games during April (17 BB to 20 SO)
- Had a .342 OBP in 66 games before the All-Star break and a .290 mark in 62 games after
- Slashed .288/.362/.365 in 40 games out of the two-hole in the lineup
- Appeared in games defensively at 2nd base, LF and RF

### 2011

- Spent his 2nd pro season with Lynchburg (A)
- Collected 3 RBI in consecutive games to start the season, 4/9-10
- Hit .292 with a .356 OBP in 28 games during May
- Had 17 2B in 65 games before the All-Star break
- Was placed on the IL on 8/22 with a right thumb sprain and missed remainder of the season

### 2010

- Began his pro career with Rome (A)
- Earned team MVP honors after hitting .294 with a .374 OBP in 57 games
- Also appeared in 6 games for Myrtle Beach (A)

## PERSONAL

Phillip David Gosselein... 2007 graduate of Malvern Preparatory School (PA)... Attended the University of Virginia and in 2009 set a school record for hits in a season (100)...

As a junior at UVA, was First-Team All-ACC and Third-Team All-America... **Hobbies:** Playing golf, hiking and reading... **Signed by:** Billy Best.

## PHIL GOSSELEIN'S CAREER STATISTICS

YEAR	CLUB	AVG	G	AB	R	H	2B	3B	HR	RBI	SH	SF	HP	BB	SO	SB	CS	OBP	SLG	OPS	E
2010	Rome	.294	57	214	26	63	9	3	2	24	1	1	3	25	51	7	3	.374	.393	.767	6
	Myrtle Beach	.154	6	26	2	4	1	1	0	0	0	0	0	0	7	0	0	.154	.269	.423	3
2011	Lynchburg	.264	115	424	60	112	24	6	6	63	9	9	5	37	76	6	2	.324	.392	.716	17
2012	Mississippi	.242	128	484	55	117	23	3	3	46	4	4	9	46	90	12	4	.317	.320	.637	15
2013	Mississippi	.243	59	218	27	53	10	1	1	23	4	3	4	12	31	5	1	.291	.312	.603	5
	ATLANTA	.333	4	6	2	2	0	0	0	0	0	0	1	2	0	0	0	.429	.333	.762	0
	Gwinnett	.266	58	207	17	55	4	1	2	15	7	1	1	12	38	1	0	.308	.324	.631	8
2014	Gwinnett	.344	96	378	58	130	29	5	5	31	6	1	3	19	62	6	1	.379	.487	.866	15
	ATLANTA	.266	46	128	17	34	4	0	1	3	1	0	2	5	27	2	2	.304	.320	.624	3
	ATLANTA	.325	20	40	2	13	4	0	0	2	0	0	0	2	5	2	0	.357	.425	.782	2
2015	AZL D-backs - a	.286	4	14	3	4	1	0	2	4	0	0	0	0	0	0	0	.286	.786	1.071	0
	Visalia - a	.318	5	22	3	7	0	0	0	2	0	0	0	1	5	0	0	.348	.318	.666	0
	Reno - a	.333	5	21	4	7	4	0	0	5	0	0	0	1	2	0	0	.364	.524	.887	1
	ARIZONA	.303	24	66	17	20	5	1	3	13	0	1	2	7	11	0	1	.382	.545	.927	1
	ATL/ARI	.311	44	106	19	33	9	1	3	15	0	1	2	9	16	2	1	.373	.500	.873	3
	ARIZONA	.277	122	220	26	61	12	1	2	13	2	2	1	15	46	3	0	.324	.368	.692	0
2017	PITTSBURGH	.150	28	40	3	6	1	0	0	2	0	0	0	2	9	0	1	.190	.175	.365	2
	Indianapolis	.266	63	241	27	64	10	2	1	26	1	2	0	14	46	3	2	.304	.336	.640	3
	Round Rock	.219	10	32	3	7	1	0	0	3	0	0	0	2	9	0	0	.265	.250	.515	0
2018	TEXAS	.125	12	8	0	1	1	0	0	0	0	0	0	0	3	0	0	.125	.250	.375	0
	CINCINNATI	.125	20	24	5	3	0	0	1	2	0	0	0	4	8	0	0	.250	.250	.500	1
2019	Louisville	.308	3	13	1	4	1	0	0	4	0	1	0	0	4	0	0	.286	.385	.670	0
	Gwinnett	.251	81	279	38	70	18	2	5	36	1	2	1	28	59	0	2	.319	.384	.703	4
	Lehigh Valley	.314	78	296	54	93	20	5	8	47	2	6	3	46	61	3	2	.405	.497	.901	7
	PHILLIES	.262	44	65	5	17	3	0	0	7	0	0	0	3	16	0	0	.294	.308	.602	1
<b>Minors Totals</b>		<b>.275</b>	<b>768</b>	<b>2869</b>	<b>378</b>	<b>790</b>	<b>155</b>	<b>29</b>	<b>35</b>	<b>329</b>	<b>35</b>	<b>30</b>	<b>29</b>	<b>243</b>	<b>541</b>	<b>43</b>	<b>17</b>	<b>.335</b>	<b>.386</b>	<b>.721</b>	<b>84</b>
<b>AL Totals</b>		<b>.125</b>	<b>12</b>	<b>8</b>	<b>0</b>	<b>1</b>	<b>0</b>	<b>0</b>	<b>0</b>	<b>0</b>	<b>0</b>	<b>0</b>	<b>0</b>	<b>3</b>	<b>0</b>	<b>0</b>	<b>0</b>	<b>.125</b>	<b>.250</b>	<b>.375</b>	<b>0</b>
<b>NL Totals</b>		<b>.265</b>	<b>308</b>	<b>589</b>	<b>77</b>	<b>156</b>	<b>29</b>	<b>2</b>	<b>7</b>	<b>42</b>	<b>3</b>	<b>3</b>	<b>5</b>	<b>39</b>	<b>124</b>	<b>7</b>	<b>4</b>	<b>.314</b>	<b>.357</b>	<b>.671</b>	<b>10</b>
<b>ML Totals</b>		<b>.263</b>	<b>320</b>	<b>597</b>	<b>77</b>	<b>157</b>	<b>30</b>	<b>2</b>	<b>7</b>	<b>42</b>	<b>3</b>	<b>3</b>	<b>5</b>	<b>39</b>	<b>127</b>	<b>7</b>	<b>4</b>	<b>.312</b>	<b>.355</b>	<b>.667</b>	<b>10</b>

a - Rehab assignment

## GOSSELEIN'S CAREER TRANSACTIONS

- Selected by Atlanta Braves in 5th round of June 2010 draft
- On injured list with a fractured left thumb, May 18-August 30, 2015
- Traded to Arizona Diamondbacks for Bronson Arroyo (rhp) and Touki Toussaint (rhp), June 20, 2015
- Made rehabilitation assignments at Arizona League Diamondbacks, August 10-16; Visalia, August 17-23; and Reno, August 24-28
- Traded to Pittsburgh Pirates for Frank Duncan (rhp), February 10, 2017
- Claimed off waivers by Texas Rangers, August 12, 2017
- Signed by Cincinnati Reds as a minor league free agent, December 21, 2017
- Claimed off waivers by Atlanta Braves, May 3, 2018.
- Signed by Philadelphia as a minor league free agent, December 18, 2018

## GOSSELEIN'S CAREER FIELDING

POSITION	PCT	G	PO	A	E	TC	DP
First base	.983	8	50	7	1	58	3
Second base	.977	97	108	143	6	257	35
Third base	.964	38	11	43	2	56	4
Shortstop	.975	16	14	25	1	40	6
Outfield	1.000	14	16	0	0	16	0

## GOSSELEIN'S GAME HIGHS

**HITS:** 3 – 4 times, last: 7/24/16 at CIN... **RUNS:** 2 – 13 times, last: 4/16/18 at MIL... **DOUBLES:** 1... **TRIPLES:** 1... **HOME RUNS:** 1... **RBI:** 4 – 9/1/15 at COL... **WALKS:** 2 – 9/1/15 at COL... **STOLEN BASES:** 1... **HITTING STREAK:** 5 games – 3 times, last: 4/13-18/16

## GOSSELEIN'S NOTABLE HOMERS

**GRAND SLAMS:** None... **INSIDE-THE-PARK HR:** 1 – 10/1/15 vs COL (Justin Miller)... **LEADOFF HR:** None... **PINCH HR:** 1 – 8/7/16 vs MIL (Michael Blazek)... **WALK-OFF HR:** None



# DIDI GREGORIUS

INF

18

@DidiG18

**B-T:** L-R  
**HT:** 6-3; **WT:** 205  
**OPENING DAY AGE:** 30  
**BORN:** February 18, 1990, Amsterdam, Netherlands  
**RESIDES:** Cora, Curaçao  
**ML SERVICE:** 6 years, 159 days  
**HOW OBTAINED:** Signed by Phillies as a free agent, 12/13/19

2020 PHILLIES

## 2019

- Began the season on the IL while recovering from Tommy John surgery
- Made rehab appearances with Tampa (A), 5/25-27, and Scranton (AAA), 5/28-6/6, before being activated on 6/7
- Hit a solo HR on 6/30 against BOS at London Stadium
- Slashed .273/.317/.523 in 189 plate appearances on the road compared to .196/.226/.345 in 155 plate appearances at Yankee Stadium
- Posted a 1.167 OPS in 12 plate appearances with the bases loaded
- Went 5-for-5, 2 R, 2 2B, HR, 7 RBI, BB on 7/23 at MIN
- Joined Bobby Thomson as the only European-born players in the modern era to reach 100 career home runs on 7/23 at MIN
- Had a career-high 3 BB on 9/13 at TOR
- Had 52 RBI over his final 57 games from 7/16 through the remainder of the season

## 2018

- Set career highs in most offensive categories
- Established a NYY franchise record with 27 home runs as a shortstop
- Named American League Player of the Month for April (.330/.422/.739, 22 R, 6 2B, 10 HR, 30 RBI, 16 BB, 16 SO) and AL Player of the Week, 4/23-29
- Went 4-for-4, 3 R, BB, 2B, 2 HR, 8 RBI in the NYY home opener, 4/3 vs TB
- Had five multi-HR games: 4/3 vs TB, 4/16 vs MIA, 6/12 vs WSH, 8/2 at BOS and 9/15 vs TOR
- Was one of only five major league players with at least five multi-HR games: Khris Davis (7), Francisco Lindor (6), Manny Machado (6) and Trevor Story (5)
- Slugged two grand slams: 4/23 vs MIN and 9/11 at MIN
- Snapped a 0-for-30 streak on 5/12 vs OAK
- Was on the 10-day IL, 8/20-9/6 (left heel contusion)
- Had ulnar collateral ligament reconstruction surgery ("Tommy John") on his right elbow, 10/17 (Dr. David Altchek)

## 2017

- Prior to the season, played for the Netherlands in the World Baseball Classic
- Received one 8th-place vote and one 10th-place vote in AL Most Valuable Player balloting
- Opened the season on the 10-day IL while recovering from a right shoulder strain which he suffered while playing for the Netherlands in an exhibition game against ARI during the World Baseball Classic; appeared in five rehab games for Tampa (A) before being activated on 4/28
- Made his season debut on 4/28 vs BAL (2-5, 2B, RBI)
- Had a career-best 17-game hitting streak, 5/28-6/15

## GREGORIUS PHAST PHACTS

- His 5 grand slams since 7/1/17 are tied with Manny Machado for the ML lead in that span
- His .667 SLG with the bases loaded ranked 3rd among all active players with 90 plate appearances entering 2020 behind only Mike Trout (.782) and Josh Donaldson (.733)
- Was a "Final Vote" candidate for the AL All-Star team
- Had 25 RBI in 27 games during September
- Hit 2 HR off Corey Kluber in NYY's Game 5 ALDS win over CLE
- Posted an .845 OPS in 55 plate appearances over 13 games during the postseason

## 2016

- Ranked 3rd among all ML LHH with a .324 AVG (48-148) against LHP
- Homered on Opening Day, 4/5 vs HOU
- Hit his first career walk-off home run, 6/29 vs TEX
- Stole home, 8/27 vs BAL
- Hit his first career pinch-hit home run, 9/13 vs LAD

## 2015

- Made his first career Opening Day start at shortstop in his first season with NYY
- Made his postseason debut in the AL Wild Card Game vs HOU (1-3)

## 2014

- Opened the season on ARI's Opening Day roster and appeared in both games of the opening series against LAD in Sydney, Australia, 3/22-23
- Optioned to Reno (AAA) on 3/29
- Appeared in 57 games for Reno and hit .310 with 14 2B, 4 3B, 3 HR and 25 RBI
- Recalled on 6/3 and hit leadoff home runs in consecutive starts, 6/4 at COL and 6/6 vs ATL; became the first player in ARI history to hit leadoff homers in consecutive starts
- Appeared in 67 games at SS, 11 games at 2nd base and 2 games at 3rd base for ARI

## 2013

- Spent first season with ARI
- Began the season ranked as the 5th-best prospect in ARI's system by *Baseball America*
- Posted a career-best 9.2% walk rate
- Started 97 games at shortstop and posted a .971 fielding %

- Began the season on the 15-day IL with a strained right elbow before being activated on 4/16
- Hit his first ML home run, 4/18 at NYY (Phil Hughes); became the first player in ARI franchise history to homer on the first pitch of his career
- Was struck in the head by a pitch on 4/26 vs COL and was on the 7-day concussion IL, 4/27-5/4

## 2012

- Began the season with Pensacola (AA)
- Had a 10-game hitting streak, 4/12-23 (.22-40, .550 AVG)
- Promoted to Louisville (AAA) on 7/10
- Was recalled by CIN on 9/1 and made his ML debut on 9/5 vs PHI (faced Roy Halladay in his first career plate appearance)

## 2011

- Began the season with Bakersfield (A)
- Transferred to Carolina (A) on 7/25
- Combined to hit .289 with 18 2B, 4 3B, 7 HR and 44 RBI between the two teams
- Following the season was ranked by *Baseball America* as having the best infield arm in the California League

## 2010

- Spent majority of the season with Dayton (A)
- Following the season, played for Canberra in the Australian Baseball League

## 2009

- Split 2nd pro season between Sarasota (A) and Billings (R)
- Selected as a Pioneer League postseason All-Star
- Hit .298 in a combined 72 games between the two levels

## 2008

- Began pro career with Gulf Coast League Reds (R)



## PERSONAL

Mariekson Julius Gregorius... Fluent in four languages: English, Dutch, Papiamentu and Spanish... His mother, Sheritsa Stroop, was a catcher on the Dutch national softball team; his father, Johannes Gregorius Sr., pitched in one of the top Dutch leagues; his older brother, Johannes Gregorius Jr., pitched professionally in BAL's organization; and his grandfather pitched for Curaçao's Lucky Strike team in the 1950s... Became a Knight of the Order of Orange-Nassau in Curaçao in 2011... Made his first trip to the United States in the early 2000s when fellow countryman Andrew Jones invited his baseball team to see ATL play... **Hobbies:** Painting and tending to a film and photography company he founded with his brother called 6ft4mediaproduction ... **Signed by:** Jim Stoeckel.

## DIDI GREGORIUS' CAREER STATISTICS

YEAR	CLUB	AVG	G	AB	R	H	2B	3B	HR	RBI	SH	SF	HP	BB	SO	SB	CS	OBP	SLG	OPS	E
2008	GCL Reds	.155	31	97	6	15	0	0	0	9	1	0	1	10	10	2	1	.241	.155	.395	12
2009	Sarasota	.254	22	71	8	18	4	0	0	2	1	0	1	1	9	0	0	.274	.310	.584	7
	Billings	.314	50	204	28	64	10	1	1	16	2	2	5	12	27	8	6	.363	.387	.750	17
2010	Dayton	.273	120	501	65	137	16	11	5	41	6	1	7	33	62	16	7	.327	.379	.706	31
	Lynchburg	.240	7	25	4	6	0	0	0	0	1	0	1	2	6	0	0	.321	.240	.561	1
2011	Bakersfield	.303	46	188	30	57	12	1	5	28	2	3	0	10	25	8	8	.333	.457	.791	13
	Carolina	.270	38	148	18	40	6	3	2	16	3	0	0	9	25	3	2	.312	.392	.704	8
2012	Pensacola	.278	81	316	45	88	11	8	1	31	7	3	4	29	49	3	4	.344	.373	.717	14
	Louisville	.243	48	185	25	45	10	3	6	23	4	1	0	12	31	0	2	.288	.427	.715	4
	CINCINNATI	.300	8	20	1	6	0	0	0	2	1	0	0	0	5	0	0	.300	.300	.600	0
2013	Reno - a	.387	7	31	7	12	2	0	2	2	0	0	0	2	1	1	0	.424	.645	1.069	0
	ARIZONA	.252	103	357	47	90	16	3	7	28	2	1	6	37	65	0	2	.332	.373	.704	13
2014	ARIZONA	.226	80	270	35	61	9	5	6	27	2	2	3	22	52	3	0	.290	.363	.653	6
	Reno	.310	57	226	42	70	14	4	3	25	3	1	6	24	26	3	0	.389	.447	.836	10
2015	NEW YORK (AL)	.265	155	525	57	139	24	2	9	56	3	6	11	33	85	5	3	.318	.370	.688	13
2016	NEW YORK (AL)	.276	153	562	68	155	32	2	20	70	5	5	6	19	82	7	1	.304	.447	.751	15
2017	NEW YORK (AL)	.287	136	534	73	153	27	0	25	87	0	7	3	25	70	3	1	.318	.478	.796	9
	Tampa - a	.444	5	18	2	8	1	0	1	2	0	0	0	1	1	1	0	.474	.667	1.140	1
2018	NEW YORK (AL)	.268	134	504	89	135	23	5	27	86	1	9	7	48	69	10	6	.335	.494	.829	6
2019	Tampa - a	.286	2	7	1	2	0	0	1	1	0	0	0	1	2	0	0	.375	.714	1.089	0
	Scranton/WB - a	.120	6	25	1	3	0	0	0	1	0	0	1	0	2	0	0	.154	.120	.274	0
	NEW YORK (AL)	.238	82	324	47	77	14	2	16	61	0	2	1	17	53	2	1	.276	.441	.718	6
<b>Minors Totals</b>		<b>.277</b>	<b>520</b>	<b>2042</b>	<b>282</b>	<b>565</b>	<b>86</b>	<b>31</b>	<b>27</b>	<b>197</b>	<b>30</b>	<b>11</b>	<b>26</b>	<b>146</b>	<b>276</b>	<b>45</b>	<b>30</b>	<b>.331</b>	<b>.389</b>	<b>.720</b>	<b>118</b>
<b>AL Totals</b>		<b>.269</b>	<b>660</b>	<b>2449</b>	<b>334</b>	<b>659</b>	<b>120</b>	<b>11</b>	<b>97</b>	<b>360</b>	<b>9</b>	<b>29</b>	<b>28</b>	<b>142</b>	<b>359</b>	<b>27</b>	<b>12</b>	<b>.313</b>	<b>.446</b>	<b>.759</b>	<b>49</b>
<b>NL Totals</b>		<b>.243</b>	<b>191</b>	<b>647</b>	<b>83</b>	<b>157</b>	<b>25</b>	<b>8</b>	<b>13</b>	<b>57</b>	<b>5</b>	<b>3</b>	<b>9</b>	<b>59</b>	<b>122</b>	<b>3</b>	<b>2</b>	<b>.313</b>	<b>.366</b>	<b>.680</b>	<b>19</b>
<b>ML Totals</b>		<b>.264</b>	<b>851</b>	<b>3096</b>	<b>417</b>	<b>816</b>	<b>145</b>	<b>19</b>	<b>110</b>	<b>417</b>	<b>14</b>	<b>32</b>	<b>37</b>	<b>201</b>	<b>481</b>	<b>30</b>	<b>14</b>	<b>.313</b>	<b>.429</b>	<b>.742</b>	<b>68</b>

a - Rehab assignment



### GREGORIUS' WILD CARD GAME STATISTICS

YEAR	CLUB, OPP	AVG	G	AB	R	H	2B	3B	HR	RBI	SH	SF	HP	BB	SO	SB	CS	OBP	SLG	OPS	E
2015	NY, HOU	.333	1	3	0	1	0	0	0	0	0	0	0	0	0	0	0	.333	.333	.667	0
2017	NY, MIN	.333	1	3	1	1	0	0	1	3	0	0	0	1	1	0	0	.500	1.333	1.833	0
2018	NY, OAK	.333	1	3	0	1	0	0	0	1	0	1	0	0	1	0	0	.250	.333	.583	0
<b>WC</b>	<b>Totals</b>	<b>.333</b>	<b>3</b>	<b>9</b>	<b>1</b>	<b>3</b>	<b>0</b>	<b>0</b>	<b>1</b>	<b>4</b>	<b>0</b>	<b>1</b>	<b>0</b>	<b>1</b>	<b>2</b>	<b>0</b>	<b>0</b>	<b>.364</b>	<b>.667</b>	<b>1.030</b>	<b>0</b>

### GREGORIUS' DIVISION SERIES STATISTICS

YEAR	CLUB, OPP	AVG	G	AB	R	H	2B	3B	HR	RBI	SH	SF	HP	BB	SO	SB	CS	OBP	SLG	OPS	E
2017	NY, CLE	.235	5	17	3	4	0	0	2	3	0	0	0	6	3	0	0	.435	.588	1.023	0
2018	NY, BOS	.214	4	14	1	3	1	0	0	2	1	0	0	0	3	0	0	.214	.286	.500	0
2019	NY, MIN	.400	3	10	2	4	0	0	1	6	0	0	0	2	3	0	0	.500	.700	1.200	0
<b>DS</b>	<b>Totals</b>	<b>.268</b>	<b>12</b>	<b>41</b>	<b>6</b>	<b>11</b>	<b>1</b>	<b>0</b>	<b>3</b>	<b>11</b>	<b>1</b>	<b>0</b>	<b>0</b>	<b>8</b>	<b>9</b>	<b>0</b>	<b>0</b>	<b>.388</b>	<b>.512</b>	<b>.900</b>	<b>0</b>

### GREGORIUS' LEAGUE CHAMPIONSHIP SERIES STATISTICS

YEAR	CLUB, OPP	AVG	G	AB	R	H	2B	3B	HR	RBI	SH	SF	HP	BB	SO	SB	CS	OBP	SLG	OPS	E
2017	NY, HOU	.250	7	28	2	7	1	1	0	1	0	0	0	0	8	0	0	.250	.357	.607	2
2019	NY, HOU	.217	6	23	2	5	1	0	0	0	0	0	0	3	0	0	0	.217	.261	.478	0
<b>LCS</b>	<b>Totals</b>	<b>.235</b>	<b>13</b>	<b>51</b>	<b>4</b>	<b>12</b>	<b>2</b>	<b>1</b>	<b>0</b>	<b>1</b>	<b>0</b>	<b>0</b>	<b>0</b>	<b>0</b>	<b>11</b>	<b>0</b>	<b>0</b>	<b>.235</b>	<b>.314</b>	<b>.549</b>	<b>2</b>

### GREGORIUS' WORLD BASEBALL CLASSIC STATISTICS

YEAR	CLUB	AVG	G	AB	R	H	2B	3B	HR	RBI	SH	SF	HP	BB	SO	SB	CS	OBP	SLG	OPS	E
2017	Netherlands	.348	6	23	5	8	4	0	1	8	0	1	0	2	1	0	0	.385	.652	1.037	0

### GREGORIUS' CAREER TRANSACTIONS

- Signed by Cincinnati Reds as an amateur free agent, August 6, 2007
- Traded to Arizona Diamondbacks with Tony Sipp (lhp) and Lars Anderson (1b/of) on December 10, 2012. Cleveland Indians acquired Trevor Bauer (rhp), Bryan Shaw (rhp) and Matt Albers (rhp) from Diamondbacks. Cincinnati Reds acquired Shin-Soo Choo (of) and Jason Donald (inf) from Indians.
- On injured list with a strained right elbow, March 31-April 15, 2013; included a rehab assignment with Reno, April 8-15
- On injured list with a concussion, April 27-May 4, 2013
- Traded to New York Yankees on December 5, 2014. Detroit Tigers acquired Shane Greene (rhp) from Yankees and Arizona Diamondbacks acquired Robbie Ray (lhp) and Domingo Leyba (inf) from Tigers.
- On injured list with a right shoulder strain, March 30-April 27, 2017; included a rehab assignment with Tampa, April 21-27
- On injured list with a left heel contusion, August 20-September 6, 2018
- On injured list while recovering from Tommy John surgery, March 25-June 6, 2019; included rehab assignments to Tampa, May 25-27, and Scranton Wilkes-Barre, May 28-June 6
- Signed by Philadelphia as a free agent, December 13, 2019

### GREGORIUS' CAREER FIELDING

POSITION	PCT	G	PO	A	E	TC	DP
Second base	.975	11	13	26	1	40	3
Third base	1.000	2	2	1	0	3	0
Shortstop	.979	828	1012	2138	67	3217	388

### GREGORIUS' GAME HIGHS

**HITS:** 5 – 7/23/19 at MIN... **RUNS:** 3 – 10 times, last: 6/29/19 at BOS... **DOUBLES:** 3 – 9/22/14 at MIN... **TRIPLES:** 1... **HOME RUNS:** 2 – 8 times, last: 9/10/19 at DET... **RBI:** 8 – 4/3/18 vs TB... **WALKS:** 3 – 9/13/19 at TOR... **STOLEN BASES:** 1... **HITTING STREAK:** 17 games – 5/28-6/15/17

### GREGORIUS' NOTABLE HOMERS

**GRAND SLAMS:** 5 – 7/1/17 at HOU (Will Harris); 4/23/18 vs MIN (Tyler Kinley); 9/11/18 at MIN (Trevor May); 7/16/19 vs TB (Colin Poche); 8/23/19 at LAD (Hyun-Jin Ryu)... **INSIDE-THE-PARK HR:** None... **LEADOFF HR:** 2 – 6/4/14 at COL (Jordan Lyles); 6/6/14 vs ATL (Julio Teheran)... **PINCH HR:** 1 – 9/13/16 vs LAD (Ross Stripling)... **WALK-OFF HR:** 1 – 6/29/16 vs TEX (Sam Dyson)



# DEIVY GRULLÓN

C

73

**B-T:** R-R

**HT:** 5-11; **WT:** 240

**OPENING DAY AGE:** 24

**BORN:** February 17, 1996, Bonao, DR

**RESIDES:** Bonao, DR

**ML SERVICE:** 29 days

**HOW OBTAINED:** Signed by Phillies as an amateur free agent, 7/2/12

## 2019

- Was a non-roster invitee to ML spring training
- Spent majority of the season with Lehigh Valley (AAA)
- Was selected as an International League midseason All-Star
- Ranked T-8th in the IL with 77 RBI
- His 163 total bases as a catcher were 2nd-most in the IL; his 202 total bases overall led the IronPigs
- Was on the 7-day IL with a left great toe fracture, 7/2-12
- Had his contract selected from Lehigh Valley on 9/1
- On 9/22 at CLE, made his ML debut as a pinch-hitter (0-1)
- Made his first ML start at catcher in game 1 of a doubleheader on 9/24 at WSH
- Collected an RBI double off Caleb Smith on 9/28 vs MIA; was his first ML hit and RBI
- Played for Cibao in the Dominican Winter League

## 2018

- Named an Eastern League midseason and postseason All-Star
- Selected as an Organization All-Star by MiLB.com
- Won the EL Home Run Derby
- Ranked T-4th in the EL in home runs
- Spent entire season with Reading (AA)
- Caught 28 of 85 (32.9%) runners attempting to steal
- Hit .313 (25-80) with a .969 OPS against LHP
- Had a 14-game hitting streak (.385 AVG) from 6/16-7/7
- Played for Cibao in the DWL

## 2017

- Began season with Clearwater (A)
- Selected as a Florida State League midseason All-Star and started for North Division in FSL All-Star Game
- Caught 31 of 84 attempted base stealers (36.9%)
- Collected 4 hits, including a HR, on 4/15 vs Palm Beach
- Promoted to Reading on 7/27 for remainder of season
- Caught 9 of 25 attempted base stealers (36.0%) with Reading

## 2016

- Spent entire season with Lakewood (A)
- Threw out 27 of 97 attempted base stealers (27.8%), which was the 9th-best ratio in the South Atlantic League
- Was on the IL with a right shin contusion, 4/13-5/6
- Homered in 3 straight games, 7/12-14
- Recorded a 12-game hitting streak from 8/17-end of season
- Participated in Florida Instructional League

## 2015

- Spent entire season with Lakewood
- Collected 6 RBI, 8/30 at Greensboro
- Batted .320 (24-75) with 18 RBI over his final 21 games
- Participated in FIL

## 2014

- Shuttled between Clearwater, Lakewood and Williamsport (A) all season
- Hit .333 (13-39) with RISP for Williamsport
- Participated in FIL

## 2013

- Began pro career with Gulf Coast League Phillies (R)
- Participated in FIL

## 2012

- Participated in FIL

## PERSONAL

Deivy Wilfin Grullón (pronounced DAY-vee grew-YOHN)...  
**Signed by:** Koby Pérez.

## DEIVY GRULLÓN'S CAREER STATISTICS

YEAR	CLUB	AVG	G	AB	R	H	2B	3B	HR	RBI	SH	SF	HP	BB	SO	SB	CS	OBP	SLG	OPS	E
2013	GCL Phillies	.273	41	121	13	33	8	0	1	14	0	0	1	10	18	0	0	.333	.364	.697	5
2014	Clearwater	.200	2	10	0	2	0	0	0	1	0	0	0	1	0	0	0	.200	.200	.400	0
	Lakewood	.237	24	76	9	18	5	0	1	7	1	0	1	3	13	0	0	.275	.342	.617	6
	Williamsport	.225	53	187	14	42	9	1	0	18	1	0	2	9	39	3	0	.268	.283	.551	6
2015	Lakewood	.221	107	394	38	87	19	1	8	50	2	0	5	23	105	0	0	.273	.335	.608	13
2016	Lakewood	.256	87	320	29	82	20	0	6	45	0	4	2	30	83	0	3	.320	.375	.695	10
2017	Clearwater	.255	71	271	31	69	14	0	8	24	0	2	1	12	61	0	1	.287	.395	.682	8
	Reading	.229	23	83	10	19	3	0	4	13	0	1	0	5	19	0	0	.270	.410	.680	4
2018	Reading	.273	90	326	36	89	14	1	21	59	1	6	2	18	81	0	0	.310	.515	.825	12
2019	Lehigh Valley	.283	108	407	55	115	24	0	21	77	0	3	2	45	133	1	0	.354	.496	.851	9
	PHILLIES	.111	4	9	0	1	1	0	0	1	0	0	0	2	0	0	0	.111	.222	.333	0
<b>Minors Totals</b>		<b>.253</b>	<b>606</b>	<b>2195</b>	<b>235</b>	<b>556</b>	<b>116</b>	<b>3</b>	<b>70</b>	<b>308</b>	<b>5</b>	<b>16</b>	<b>155</b>	<b>553</b>	<b>4</b>	<b>4</b>	<b>.305</b>	<b>.405</b>	<b>.710</b>	<b>73</b>	<b>0</b>
<b>ML</b>	<b>Totals</b>	<b>.111</b>	<b>4</b>	<b>9</b>	<b>0</b>	<b>1</b>	<b>1</b>	<b>0</b>	<b>0</b>	<b>1</b>	<b>0</b>	<b>0</b>	<b>0</b>	<b>0</b>	<b>2</b>	<b>0</b>	<b>0</b>	<b>.111</b>	<b>.222</b>	<b>.333</b>	<b>0</b>

2020 PHILLIES

## GRULLÓN'S CAREER TRANSACTIONS

- Signed by Philadelphia as an amateur free agent, July 2, 2012

## GRULLÓN'S CAREER FIELDING

POSITION	PCT	G	PO	A	E	TC	DP	PB
Catcher	1.000	4	21	0	0	21	0	0

## GRULLÓN'S GAME HIGHS

**HITS:** 1... **RUNS:** None... **DOUBLES:** 1... **TRIPLES:** None... **HOME RUNS:** None... **RBI:** 1... **WALKS:** None... **STOLEN BASES:** None... **HITTING STREAK:** None





# DEOLIS GUERRA

RHP

57

[@deolisguerra](#)

**B-T:** R-R

**HT:** 6-5; **WT:** 245

**OPENING DAY AGE:** 30

**BORN:** April 17, 1989, San Felix, VZ

**RESIDES:** Puerto Ordaz, VZ

**ML SERVICE:** 1 year, 149 days

**HOW OBTAINED:** Claimed off waivers from Milwaukee Brewers, 2/5/20

## 2019

- Attended MIL's spring training as a non-roster invitee
- Spent majority of the season with San Antonio (AAA)
- Averaged 11.88 SO/9.0 IP and posted a 0.89 WHIP
- Following the All-Star break, posted a 0.71 ERA (2 ER, 25.1 IP) with 40 SO in 18 games
- Held LHH to a .156 AVG (14-90) and .200 SLG
- Had his contract selected by MIL on 7/4
- Made his only appearance with MIL on 7/5 at PIT
- Was designated for assignment on 7/6 and later outrighted to San Antonio

## 2018

- Spent the season with Round Rock (AAA) in TEX's organization
- Averaged 10.77 SO/9.0 IP
- Limited LHH to a .188 AVG (16-85)
- Held opponents to a .203 AVG (13-64) with RISP
- Finished the season riding a 21.0-inning scoreless streak, which began on 7/15
- Following the season, pitched for Magallanes in the Venezuelan Winter League

## 2017

- Made 19 relief appearances with LAA across two stints (4/14-6/2 and 9/5-end of season)
- Appeared in 31 games with Salt Lake (AAA)
- Participated in the World Baseball Classic for Venezuela
- Following the season, pitched for Magallanes in the VWL

## 2016

- Had two stints with LAA (5/21-29 and 6/4-end of season), making 44 relief appearances in total
- Appeared in three games with Salt Lake
- Was on Salt Lake's IL, 4/7-5/5 (appendectomy)
- Following the season, pitched for Magallanes in the VWL

## 2015

- Began the season with Indianapolis (AAA)
- Made his ML debut on 6/27 vs ATL, pitching the 9th inning of an 8-4 win (1.0 IP, H, SO); struck out Jace Peterson for his first career SO
- Earned his first ML win on 6/30 at DET after tossing 3.0 scoreless innings
- Was on the 15-day IL from 8/7-9/1 with left knee inflammation; was transferred to the 60-day IL on 9/2 for the remainder of the season
- Following the season, pitched for Magallanes in the VWL

## 2014

- Spent the entire season with Rochester (AAA)
- Was on the IL, 4/18-5/4, with a strained right hamstring
- Following the season, pitched for Magallanes in the VWL

## 2013

- Was limited to three rehab appearances with the Gulf Coast League Twins (R) after undergoing surgery to remove a rib to improve circulation in his right shoulder (blood clot)
- Was named to Venezuela's roster for the World Baseball Classic, but did not pitch
- Following the season, pitched for Magallanes in the VWL

## 2012

- Opened the year with New Britain (AA)
- Promoted to Rochester on 4/28 for the remainder of the season
- Was on the IL from 7/3-24 with right shoulder tendinitis
- Entering the season, was rated as having the best change-up in MIN's minor league system by *Baseball America* (also entering 2009 and 2010)
- Following the season, pitched for Magallanes in the VWL

## 2011

- Spent the entire season with New Britain
- Following the season, pitched for Magallanes in the VWL

## 2010

- Selected as an Eastern League midseason All-Star
- Pitched majority of the season with New Britain
- Appeared in five games (four starts) with Rochester
- Following the season, pitched for Magallanes in the VWL

## 2009

- Split the year between Fort Myers (A) and New Britain
- Named Florida State League Pitcher of the Week (6/29-7/5) and EL Pitcher of the Week (7/20-26)
- Following the season, pitched for Magallanes in the VWL

## 2008

- Spent the whole season with Fort Myers
- Following the season, pitched for Magallanes in the VWL

## 2007

- Spent the entire season with St. Lucie (A)
- Was on the IL, 5/10-31, with right shoulder tendinitis
- Pitched for the World Team in the All-Star Futures Game

**2006**

- Pitched for Hagerstown (A) and St. Lucie in his first professional season

**PERSONAL**

Deolis Alexander Guerra (pronounced day-OH-lis GAIR-uh)... Graduate of La California High School (VZ)... **Signed by:** Robert Alfonzo, Rafael Bournival and Sandy Johnson.

**DEOLIS GUERRA'S CAREER STATISTICS**

YEAR	CLUB	W-L	ERA	G	GS	CG	SHO	SV	IP	H	R	ER	HR	HB	BB	SO	WP	BK	AVG
2006	Hagerstown	6-7	2.20	17	17	0	0	0	81.2	59	22	20	3	2	37	64	5	0	.208
	St. Lucie	1-1	6.14	2	2	0	0	0	7.1	9	6	5	1	0	6	5	1	0	.290
2007	St. Lucie	2-6	4.01	21	20	0	0	0	89.2	80	44	40	9	6	25	66	6	2	.240
2008	Fort Myers	11-9	5.47	26	25	1	1	0	130.0	138	85	*79	12	5	71	71	10	0	.272
2009	Fort Myers	6-8	4.69	16	15	0	0	0	86.1	95	52	45	6	5	25	57	5	2	.278
	New Britain	6-3	5.17	12	11	1	1	0	62.2	62	38	36	4	5	17	49	4	0	.258
2010	New Britain	2-10	6.24	19	19	1	0	0	102.1	127	83	71	14	4	37	67	9	1	.308
	Rochester	0-3	6.84	5	4	0	0	0	25.0	35	21	19	5	1	8	18	2	1	.337
2011	New Britain	8-7	5.59	37	10	0	0	1	95.0	102	67	59	11	4	28	95	11	0	.273
2012	New Britain	2-0	0.71	7	0	0	0	1	12.2	5	1	1	0	1	15	2	0	.119	
	Rochester	2-3	4.87	29	0	0	0	0	57.1	59	33	31	7	2	21	56	5	0	.268
2013	GCL Twins	0-1	4.50	3	0	0	0	0	4.0	3	2	2	0	0	1	3	0	0	.214
2014	Rochester	2-2	4.33	36	1	0	0	0	52.0	51	28	25	5	0	18	54	3	0	.250
2015	Indianapolis	2-1	1.23	25	0	0	0	4	36.2	21	6	5	1	0	8	37	3	0	.165
	PITTSBURGH	2-0	6.48	10	0	0	0	0	16.2	26	12	12	5	1	3	17	2	0	.371
2016	Salt Lake	0-0	0.00	3	0	0	0	0	5.0	3	0	0	0	0	2	7	1	0	.167
	LOS ANGELES (AL)	3-0	3.21	44	0	0	0	0	53.1	52	23	19	6	2	7	36	2	1	.249
2017	Salt Lake	4-1	1.98	31	0	0	0	2	41.0	26	9	9	3	2	8	41	2	0	.179
	LOS ANGELES (AL)	2-2	4.68	19	0	0	0	0	25.0	20	13	13	4	0	12	22	2	0	.217
2018	Round Rock	2-2	3.79	40	4	0	0	2	59.1	47	26	25	7	1	16	71	5	0	.216
2019	San Antonio	4-0	1.89	45	1	0	0	0	66.2	43	19	14	5	2	16	88	3	0	.181
	MILWAUKEE	0-0	54.00	1	0	0	0	0	0.2	4	4	4	1	0	0	0	0	0	.800
<b>Minors Totals</b>		<b>60-64</b>	<b>4.31</b>	<b>374</b>	<b>129</b>	<b>3</b>	<b>2</b>	<b>10</b>	<b>1014.2</b>	<b>965</b>	<b>542</b>	<b>486</b>	<b>93</b>	<b>40</b>	<b>334</b>	<b>864</b>	<b>77</b>	<b>6</b>	<b>.250</b>
<b>AL</b>	<b>Totals</b>	<b>5-2</b>	<b>3.68</b>	<b>63</b>	<b>0</b>	<b>0</b>	<b>0</b>	<b>0</b>	<b>78.1</b>	<b>72</b>	<b>36</b>	<b>32</b>	<b>10</b>	<b>2</b>	<b>19</b>	<b>58</b>	<b>4</b>	<b>1</b>	<b>.239</b>
<b>NL</b>	<b>Totals</b>	<b>2-0</b>	<b>8.31</b>	<b>11</b>	<b>0</b>	<b>0</b>	<b>0</b>	<b>0</b>	<b>17.1</b>	<b>30</b>	<b>16</b>	<b>16</b>	<b>6</b>	<b>1</b>	<b>3</b>	<b>17</b>	<b>2</b>	<b>0</b>	<b>.400</b>
<b>ML</b>	<b>Totals</b>	<b>7-2</b>	<b>4.52</b>	<b>74</b>	<b>0</b>	<b>0</b>	<b>0</b>	<b>0</b>	<b>95.2</b>	<b>102</b>	<b>52</b>	<b>48</b>	<b>16</b>	<b>3</b>	<b>22</b>	<b>75</b>	<b>6</b>	<b>1</b>	<b>.271</b>

\* League leader

2020 PHILLIES

**GUERRA'S MAJOR LEAGUE HITTING TOTALS**

	AVG	AB	R	H	2B	3B	HR	RBI	SH	SF	HP	BB	SO	SB	CS	E
<b>2015/Career</b>	.000	1	0	0	0	0	0	0	0	0	0	0	0	0	0	0

**GUERRA'S WORLD BASEBALL CLASSIC STATISTICS**

YEAR	CLUB	W-L	ERA	G	GS	CG	SHO	SV	IP	H	R	ER	HR	HB	BB	SO	WP	BK	AVG
2013	Venezuela	Did not pitch																	
2017	Venezuela	0-0	0.00	1	0	0	0	0	0.1	1	0	0	0	0	0	0	0	0	.333
<b>WBC</b>	<b>Totals</b>	<b>0-0</b>	<b>0.00</b>	<b>1</b>	<b>0</b>	<b>0</b>	<b>0</b>	<b>0</b>	<b>0.1</b>	<b>1</b>	<b>0</b>	<b>0</b>	<b>0</b>	<b>0</b>	<b>0</b>	<b>0</b>	<b>0</b>	<b>0</b>	<b>.333</b>

**GUERRA'S CAREER TRANSACTIONS**

- Signed by New York Mets as an amateur free agent, July 2, 2005
- Traded to Minnesota Twins with Carlos Gómez (of), Philip Humber (rhp) and Kevin Mulvey (rhp) for Johan Santana (lhp), February 2, 2008
- Signed by Pittsburgh Pirates as a minor league free agent, November 13, 2014
- On injured list with left knee inflammation, August 7, 2015 through the remainder of the season
- Selected by Los Angeles Angels in Rule 5 draft, December 10, 2015
- Signed by Texas Rangers as a minor league free agent, January 16, 2018
- Signed by Milwaukee Brewers as a minor league free agent, December 8, 2018
- Claimed off waivers by Philadelphia, February 5, 2020

**GUERRA'S CAREER FIELDING**

POSITION	PCT	G	PO	A	E	TC	DP
Pitcher	1.000	74	9	5	0	14	0

**GUERRA'S GAME HIGHS**

**LOW-HIT CG:** N/A... **SHUTOUTS:** N/A... **STRIKEOUTS:** 3 – 6 times, last: 5/2/17 at SEA... **WALKS:** 2 – 2 times, last: 5/28/17 at MIA... **LONGEST OUTING:** 3.0 inn. – 2 times, last: 7/11/15 vs STL... **WINNING STREAK:** 5 games – 6/30/15-9/4/16... **LOSING STREAK:** N/A... **SCORELESS STREAK:** 9.2 inn. – 5/29-6/15/16



# DARICK HALL

1B

88

## NON-ROSTER INVITEE

**B-T:** L-R

**HT:** 6-4; **WT:** 232

**OPENING DAY AGE:** 24

**BORN:** July 25, 1995, Hereford, AZ

**RESIDES:** Hereford, AZ

**HOW OBTAINED:** Selected by Phillies in 14th round of June 2016 draft

### 2019

- Spent entire season with Reading (AA)
- Selected as an Eastern League midseason and postseason All-Star
- Started as the designated hitter and batted cleanup for the Eastern Division in the EL All-Star Game
- Won the EL Home Run Derby
- Ranked 1st in the EL in doubles (38), extra-base hits (59), total bases (207) & HBP (17), T-2nd in home runs (20), T-3rd in games (132), 4th in SLG (.454) & OPS (.798), T-4th in RBI (67), 5th in walks (60) and 6th in runs scored (69)
- Led all Phillies minor leaguers in doubles
- Selected as an Organization All-Star by MiLB.com
- Named EL Player of the Week, 7/22-28

### 2018

- Began season with Clearwater (A)
- Named a Florida State League All-Star
- Selected as an Organization All-Star by MiLB.com
- Led all Phillies minor leaguers in home runs (26) & RBI (87)
- Selected as Phillies Minor League Hitter of the Month for April
- Chosen as FSL Player of the Week, 4/30-5/6
- Homered in 3 straight games, 4/12-14
- Promoted to Reading on 6/1 for remainder of season
- Combined to hit .324 (45-139) with RISP across both levels
- Played for Scottsdale in the Arizona Fall League

### 2017

- Spent majority of the season with Lakewood (A)
- Named the South Atlantic League Most Valuable Player and selected as a SAL postseason All-Star
- Became first BlueClaw to earn SAL MVP honors
- Led all Phillies minor leaguers in RBI (101) and was T-1st in home runs (29)
- Led the SAL in home runs, RBI, total bases (227), XBH (56), SLG (.533) and OPS (.873)

- Set team record for home runs in a season
- Selected as an Organization All-Star by MiLB.com
- Named Phillies Minor League Player of the Week 4 times (5/1-7, 5/29-6/4, 6/12-18 and 8/7-13) and SAL Player of the Week, 8/7-13
- Reached base safely in 23 consecutive games (.420 OBP), 6/9-7/4
- Slugged 2 home runs and collected a professional-high 7 RBI on 8/23 at Hagerstown
- Hit .339 (43-127) with RISP for Lakewood
- Promoted to Clearwater on 8/29 for remainder of season
- Homered in each of first 2 games with Clearwater, a doubleheader on 8/29 at Charlotte

### 2016

- Began pro career with Williamsport (A)
- Led the New York-Penn League in SLG (.518), OPS (.890) and HBP (16), finished T-1st in doubles (19), T-3rd in home runs (9), T-7th in total bases (101) and T-10th in OBP (.372)
- Led all Phillies short-season minor leaguers in doubles, home runs and total bases
- Batted .320 (33-103), 6 HR, 19 RBI in his final 29 games after batting .239 (22-92), 3 HR, 10 RBI in first 28 games
- Homered in three straight games, 8/31-9/2
- Recorded 12 RBI in a seven-game span, 8/27-9/2
- Participated in Florida Instructional League

### PERSONAL

Darick Hall... Attended Dallas Baptist University (TX) and Cochise College (AZ)... Was the 2016 Missouri Valley Conference Player of the Year... In 2016, was a semifinalist for the John Olerud Two-Way Player of the Year Award... His grandfather, Bo Hall, played in SF's organization and his uncle, Shane Hall, played in BOS' organization... **Hobbies:** Hunting and fishing... **Signed by:** Paul Scott.

## DARICK HALL'S CAREER STATISTICS

YEAR	CLUB	AVG	G	AB	R	H	2B	3B	HR	RBI	SH	SF	HP	BB	SO	SB	CS	OBP	SLG	OPS	E
2016	Williamsport	.282	57	195	27	55	#19	0	9	29	0	2	*16	13	57	0	2	.372	*.518	*.890	5
2017	Lakewood	.272	114	426	64	116	28	1	*27	*96	0	5	17	29	110	0	0	.340	*.533	*.873	7
	Clearwater	.231	7	26	4	6	2	0	2	5	0	0	0	0	7	0	0	.231	.538	.769	0
2018	Clearwater	.277	48	173	28	48	12	0	11	35	0	1	7	18	39	1	0	.367	.538	.904	2
	Reading	.224	80	295	40	66	10	1	15	52	0	4	14	18	79	1	0	.296	.417	.713	5
2019	Reading	.235	132	456	69	107	*38	1	20	67	0	2	*17	60	134	5	1	.344	.454	.798	4
<b>Minors Totals</b>		<b>.253</b>	<b>438</b>	<b>1571</b>	<b>232</b>	<b>398</b>	<b>109</b>	<b>3</b>	<b>84</b>	<b>284</b>	<b>0</b>	<b>14</b>	<b>71</b>	<b>138</b>	<b>426</b>	<b>7</b>	<b>3</b>	<b>.338</b>	<b>.487</b>	<b>.825</b>	<b>23</b>

\* League leader  
# Tied for league lead

## HALL'S CAREER TRANSACTIONS

- Selected by Philadelphia in 14th round of June 2016 draft



### JD HAMMER

**RHP** **65**

**NON-ROSTER INVITEE**

**B-T:** R-R  
**HT:** 6-3; **WT:** 202  
**OPENING DAY AGE:** 25  
**BORN:** July 12, 1994, Fort Collins, CO  
**RESIDES:** Windsor, CO  
**ML SERVICE:** 57 days  
**HOW OBTAINED:** Acquired from Colorado Rockies with José Gómez and Alejandro Requena in exchange for Pat Neshek and cash considerations, 7/26/17

### 2019

- Began season with Reading (AA)
- Promoted to Lehigh Valley (AAA) on 5/21 and had his contract selected by PHI on 5/25
- Made his ML debut on 5/26 at MIL, retiring Christian Yelich, Ryan Braun and Mike Moustakas in order
- Began his career with three perfect appearances (3.0 IP) and five strikeouts
- Held opponents to a .217 AVG (15-69)

### 2018

- Was a non-roster invitee to Phillies spring training
- Began season on the IL with a right elbow strain
- Reinstated from the IL, 6/5, and joined Clearwater (A)
- Was on the IL from 6/19-8/17 with right elbow inflammation; included rehab assignments at Gulf Coast League Phillies West (R) and GCL Phillies East
- Finished season with Clearwater

### 2017

- Began season with Asheville (A)
- Selected as a South Atlantic League midseason All-Star
- Promoted to Lancaster (A) on 6/22

- Traded to PHI on 7/26 and spent the remainder of the season with Clearwater
- Appeared in a total of 48 games between the three teams and posted a 1.87 ERA and 5.31 SO/BB ratio in 57.2 IP
- Following the season, pitched for Glendale in the Arizona Fall League, where he was named an AFL Rising Star after posting a 0.66 ERA in 10 relief appearances

### 2016

- Began his pro career with Grand Junction (R)
- Was T-1st in the Pioneer League in games (27)
- Had 52 strikeouts to just 11 walks and averaged 10.72 SO/9.0 IP

### PERSONAL

John Dale (JD) Hammer... Married Brittanie Fowler (11/24/18)... Graduated from Fort Collins High School (CO)... 2016 graduate of Marshall University (WV), where he majored in health sciences... Attended Navarro Junior College (TX), where he was named a JuCo Academic All-American...

**Hobbies:** Hunting, fishing and playing video games...

**Signed by:** Ed Santa.

## JD HAMMER'S CAREER STATISTICS

YEAR	CLUB	W-L	ERA	#27	G	GS	CG	SHO	SV	IP	H	R	ER	HR	HB	BB	SO	WP	BK	AVG
2016	Grand Junction	0-2	3.92		0	0	0	3	43.2	48	26	19	2	3	11	52	4	0	.274	
2017	Asheville	4-1	1.20	24	0	0	0	7	30.0	17	4	4	0	2	5	47	2	0	.163	
	Lancaster	0-1	5.25	12	0	0	0	6	12.0	10	7	7	0	1	9	18	0	0	.227	
	Clearwater	2-0	0.57	12	0	0	0	0	15.2	8	1	1	0	0	2	20	1	0	.154	
2018	Clearwater	1-2	2.79	9	0	0	0	0	9.2	8	6	3	0	0	4	12	0	0	.216	
	GCL Phillies-W	0-0	9.00	1	0	0	0	1	1.0	2	1	1	0	0	0	0	0	0	.400	
	GCL Phillies-E	0-0	0.00	2	1	0	0	0	3.0	1	0	0	0	0	0	5	0	0	.100	
2019	Reading	1-0	1.77	13	0	0	0	2	20.1	17	7	4	1	0	4	26	1	1	.221	
	Lehigh Valley	2-2	12.64	17	0	0	0	0	15.2	20	22	22	4	0	15	16	0	0	.313	
	PHILLIES	1-0	3.79	20	0	0	0	0	19.0	15	8	8	2	0	12	13	1	0	.217	
<b>Minors Totals</b>		<b>10-8</b>	<b>3.64</b>	<b>117</b>	<b>1</b>	<b>0</b>	<b>0</b>	<b>19</b>	<b>151.0</b>	<b>131</b>	<b>74</b>	<b>61</b>	<b>7</b>	<b>6</b>	<b>50</b>	<b>196</b>	<b>8</b>	<b>1</b>	<b>.231</b>	
<b>ML Totals</b>		<b>1-0</b>	<b>3.79</b>	<b>20</b>	<b>0</b>	<b>0</b>	<b>0</b>	<b>0</b>	<b>19.0</b>	<b>15</b>	<b>8</b>	<b>8</b>	<b>2</b>	<b>0</b>	<b>12</b>	<b>13</b>	<b>1</b>	<b>0</b>	<b>.217</b>	

# Tied for league lead

## HAMMER'S MAJOR LEAGUE HITTING TOTALS

	AVG	AB	R	H	2B	3B	HR	RBI	SH	SF	HP	BB	SO	SB	CS	E
<b>2019/Career</b>	.000	1	0	0	0	0	0	0	0	0	0	0	0	0	0	0

## HAMMER'S CAREER TRANSACTIONS

- Selected by Colorado Rockies in 24th round of June 2016 draft
- Traded to Philadelphia with José Gomez (inf) and Alejandro Requena (rhp) for Pat Neshek (rhp) and cash considerations, July 26, 2017


## HAMMER'S CAREER FIELDING

POSITION	PCT	G	PO	A	E	TC	DP
Pitcher	1.000	20	0	2	0	2	0

## HAMMER'S GAME HIGHS

**LOW-HIT CG:** N/A... **SHUTOUTS:** N/A... **STRIKEOUTS:** 2 – 3 times, last: 7/17/19 vs LAD... **WALKS:** 2 – 2 times, last: 7/17/19 vs LAD... **LONGEST OUTING:** 2.0 inn. – 6/24/19 vs NYM... **WINNING STREAK:** N/A... **LOSING STREAK:** N/A... **SCORELESS STREAK:** 4.0 inn. – 7/3-12/19





# BRYCE HARPER

RF

3

@bryceharper3

**B-T:** L-R

**HT:** 6-3; **WT:** 210

**OPENING DAY AGE:** 27

**BORN:** October 16, 1992, Las Vegas, NV

**RESIDES:** Las Vegas, NV

**ML SERVICE:** 7 years, 159 days

**HOW OBTAINED:** Signed by Phillies as a free agent, 3/1/19

**CONTRACT STATUS:** Signed a 13-year contract, 3/1/19, taking him through 2031

2020 PHILLIES

## 2019

- Among all NL players, ranked T-1st in grand slams (2) & OF assists (13), 4th in RISP AVG (.357), T-4th in game-winning RBI (15), 5th in walks (99), T-5th in IBB (11), 7th in times on base (254), 8th in RBI (114) and T-9th in bunt hits (4)
- Was selected as the Phillies nominee for the Hank Aaron Award
- Was a finalist for the Rawlings Gold Glove Award
- His 35 HR were the second-most by a Phillie in their first season with the team (Jim Thome had 47 HR in 2003)
- Had a career-high 114 RBI (previous high: 100 RBI in 2018); tied his career high with 15 game-winning RBI (also: 2016)
- Was just the third Phillies player ever to post a season with at least 35 HR, 110 RBI and 15 SB, joining Chuck Klein (1932) and Mike Schmidt (1974)
- Was one of two hitters in MLB with more than 30 HR, 110 RBI and 95 walks (also: HOU's Alex Bregman)
- Became the first Phillies outfielder with more than 70 XBH and 110 RBI in a season since 2002 (Pat Burrell)
- Became the fifth player in franchise history to collect more than 100 RBI in his first season with the team, joining Jim Thome (131 in 2003), Lefty O'Doul (122 in 1929), Bill White (103 in 1966) and Pinky Whitney (103 in 1928)
- Was the first Phillie (since 1920) to collect at least 35 2B, 35 HR and 110 RBI in his first season with the club
- Had 42 XBH at home; the only Phillie to ever record more XBH in a season at Citizens Bank Park was Chase Utley (44 XBH) in 2006
- Became the fourth Phillie since 1978 to record a 30-HR/100-RBI season before his 27th birthday, joining Ryan Howard (2006), Pat Burrell (2002) and Scott Rolen (1998)
- Recorded his second career and second consecutive 30-HR/100-RBI season; was the first Phillie to record a 30-HR/100-RBI season since 2011 (Ryan Howard)
- Collected 292 total bases; became the first Phillie to record more than 290 total bases in a season since 2010 (Jayson Werth, 295 TB)
- Led all ML right fielders with 13 assists, which were one shy of his combined total from 2016-18; his 13 OF assists matched his career high (13 in 2013)
- Slashed .283/.366/.583 in 213 plate appearances against LHP
- Posted a .970 OPS in 51 combined games in August and September
- Made his seventh career Opening Day roster; made his Phillies debut on 3/28 vs ATL
- Slugged his first career HR as a Phillie (also was his first hit) on 3/30 vs ATL (Jesse Biddle)
- Collected a career-high 5 hits on 4/19 at COL

## HARPER PHAST PHACTS

- 2015 NL MVP
  - 6-time NL All-Star
  - 2015 NL Hank Aaron Award winner
  - 2015 NL Silver Slugger Award winner
  - 2012 NL Rookie of the Year
  - 2018 Home Run Derby winner
  - 2-time NL Player of the Month
  - 6-time NL Player of the Week
  - NL home run leader (tied) in 2015
  - 2019 NL Gold Glove Award finalist
- Reached base safely in each of his first 21 games, the longest on-base streak of his career to start a season
  - His double in the 4th inning on 5/3 vs WSH was his 400th career XBH; at the time, the last three players to reach 400 career XBH at a younger age (26 years, 199 days) were Mike Trout (25 years, 269 days), Miguel Cabrera (25 years, 152 days) and Albert Pujols (25 years, 170 days)
  - Played in his 1,000th career game, 6/19 at WSH (gm 2)
  - Collected his 200th career HR and 1,000th career hit on the same swing, 7/3 at ATL (Bryse Wilson); it was the first time in ML history that a player had a milestone hit (1,000, 2,000, 3,000, 4,000) and a milestone HR (100-700) on the same swing
  - Had his first multi-HR game with the Phillies on 8/9 at SF; became the first player since Chuck Klein (1935 with CHI & 1936 with PHI) to have a multi-HR game against the Phillies (5/4/18 vs PHI) and then a season later have one with them
  - Also on 8/9 at SF, became just the fourth player ever in the Statcast era with multiple homers of 113 MPH+ in the same game
  - Hit his sixth career walk-off HR on 8/15 vs CHI (Derek Holland); also was his fifth career grand slam (second of the year; other: 5/7 at STL)
  - His walk-off grand slam was the first by a left-handed hitting Phillie since John Kruk on 9/17/89 vs STL (12th inning)
  - Homered in 3 straight games twice: 3/30-4/2 and 8/14-16
  - Was on the paternity leave list, 8/23-25, for the birth of his first son
  - Hit 11 HR in August; was the second-most HR he ever hit in a calendar month (most: 13 HR in May 2015)
  - Slugged a pinch-hit HR (Hunter Strickland) in game 2 of the doubleheader on 9/24 at WSH; was his second career pinch HR (other: 4/24/16 vs MIN)
  - His 15 HR against LHP were his most ever in a season; since 1974, the only left-handed hitting Phillie to have more HR against LHP was Ryan Howard (16 HR in 2006 and 16 HR in 2007)

- His 72 XBH were his second-most ever in a season; shy of only a career-high 81 XBH in 2015
- His 9 defensive runs saved ranked T-3rd among ML right fielders, per FanGraphs
- Had two ejections: 4/22 at NYM (by home plate umpire Mark Carlson) and 9/15 vs BOS (by home plate umpire Gabe Morales)

## 2018

- Selected as an NL All-Star for the 6th time in his career (started in CF; 0-2)
- Among all NL players, finished 1st in walks, 2nd in times on base (273), 3rd in IBB (16), 5th in OBP & pitches faced (2,869), T-6th in runs, T-7th in HR, 8th in RBI and 10th in OPS (.889)
- Set career highs in games and walks
- Was 1 of 2 players in the majors with at least 30 HR, 100 RBI, 100 runs and 100 walks (also: CLE's Jose Ramirez)
- Led MLB in most games with multiple walks (33)
- Named NL Player of the Week, 9/3-9
- Collected 12 HR, 28 RBI and 39 BB in his first 33 games
- Had 2 multi-HR games: 4/1 at CIN and 5/4 vs PHI
- Reached base safely in a season-high 17 consecutive games (.487 OBP) from 4/14-5/2
- Collected 10 HR in May, his most in a single calendar month since September 2015 (10)
- Won the Home Run Derby at Nationals Park, defeating Kyle Schwarber in the final round; his father Ron pitched to him
- Following the All-Star break, slashed .300/.434/.538, going 67-for-223, 20 2B, 11 HR, 46 RBI, 46 R and 52 BB in 65 games
- Drew 5 walks, 9/18 at MIA
- Batted .373 (19-51), 6 2B, 3 HR and 26 RBI with RISP and 2 outs
- Hit .389 (7-18), 3 2B and 16 RBI with the bases loaded
- Defensively, made starts in RF (95) and CF (59)

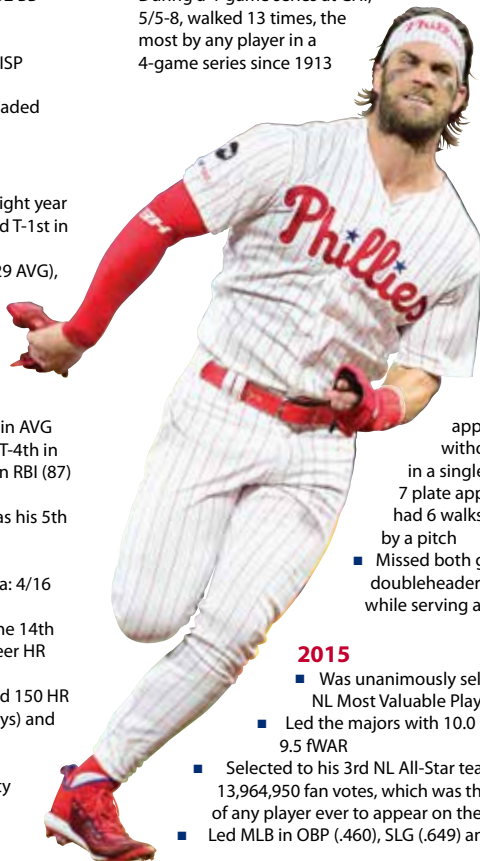
## 2017

- Selected as an NL All-Star starter for the 3rd straight year
- 14 of his 29 HR came with 2 strikes, which ranked T-1st in the NL (T-8th in MLB)
- Posted a career-high 19-game hitting streak (.429 AVG), 7/1-27
- Was limited to 111 games; suffered a hyperextended left knee on 8/12 vs SF
- Was on the IL from 8/13-9/25
- At the time of his injury, ranked 1st in the NL in go-ahead RBI (29), 2nd in OPS (1.034) & runs scored (92), T-3rd in game-winning RBI (14), 4th in AVG (.326), OBP (.419), SLG (.614) & total bases (247), T-4th in HR (29), 5th in XBH (57), T-5th in walks (66), 6th in RBI (87) and T-8th in doubles (27)
- Homered on Opening Day, 4/3 vs MIA, which was his 5th career Opening Day HR
- Named NL Player of the Week on 4/23
- Slugged 2 walk-off HR, both against Philadelphia: 4/16 (Joaquin Benoit) and 5/13 (Edubray Ramos)
- Hit his 150th career HR on 8/7 at MIA; became the 14th player in MLB history (since 1913) to hit 150 career HR before turning 25 years old
- At the time, only 2 active ML players had reached 150 HR at a younger age: Albert Pujols (24 years, 212 days) and Giancarlo Stanton (24 years, 290 days)
- Had 3 multi-HR games in July, tying a franchise record (MTL/WSH) for one calendar month (Rusty Staub, August 1970 and Vladimir Guerrero, September 2000)

- Served a suspension from 5/31-6/3
- Homered in Game 2 of the NLDS on 10/7 vs CHI
- Reached base safely in 4 of his 5 postseason games

## 2016

- Started for the NL All-Star team for the 3rd time in his career (4th career All-Star selection); went 1-for-2 with a double
- Received 2,865,095 fan votes, which was the highest vote total among all NL outfielders
- Joined Hall of Famers Gary Carter (4) and Andre Dawson (3) as the only players in franchise history (MTL/WSH) to earn at least 3 fan elections to the All-Star Game
- Posted his first career 20 HR/20 SB season; had a career-high 21 steals
- Ranked T-4th in MLB (T-2nd in the NL) with 108 walks
- Was intentionally walked 20 times, which led the majors and was a WSH record for a single season
- Named NL Player of the Month in April after hitting .286, 9 HR, 24 RBI, 17 BB, 5 SB and 16 R
- Also named NL Player of the Week, 4/11-17
- Clubbed his 100th career HR (first career grand slam), 4/14 vs ATL (Julio Teheran)
- Homered in a career-best 4 straight games, 4/14-17
- Homered in all 3 games at Philadelphia from 4/15-17; dating back to 9/4/15, tied Ernie Banks (1955) as the only visiting players in MLB history to homer in 6 straight games in Philadelphia
- Hit a game-tying, pinch-hit HR in the 9th inning on 4/24 vs MIN (Kevin Jepsen); was his first career pinch HR
- During a 4-game series at CHI, 5/5-8, walked 13 times, the most by any player in a 4-game series since 1913



- Walked 6 times in the series finale, setting a modern MLB record (since 1900) for the most plate appearances without an at-bat in a single game; in his 7 plate appearances, had 6 walks and was hit by a pitch
- Missed both games of a doubleheader on 5/14 while serving a suspension

## 2015

- Was unanimously selected as the NL Most Valuable Player
- Led the majors with 10.0 bWAR and 9.5 fWAR
- Selected to his 3rd NL All-Star team, garnering 13,964,950 fan votes, which was the most votes of any player ever to appear on the NL ballot
- Led MLB in OBP (.460), SLG (.649) and OPS (1.109)

## YOUNGEST\* MVPS, MLB HISTORY

- Vida Blue (1971) 22 years, 64 days
- Johnny Bench (1970) 22 years, 298 days
- Stan Musial (1943) 22 years, 316 days
- BRYCE HARPER (2015) 22 years, 353 days**

\*Age on final day of respective season

- Among all NL players, finished 1st in runs, T-1st in HR and 2nd in walks & AVG
- Had the highest OBP in a season since 2008 (Chipper Jones, .470), highest SLG since 2009 (Albert Pujols, .658) and highest OPS since 2008 (Albert Pujols, 1.114)
- Became the only player in MLB history with at least 42 HR, 124 walks and 118 runs scored at age 22 or younger
- Was the youngest player in MLB history with at least 42 HR and 124 walks in a season; previous youngest was Babe Ruth, who hit 54 HR and had 150 walks in 1920 (his age-25 season)
- Since 2000, became 1 of just 2 players (at the time) to collect at least 42 HR, 124 walks and 118 runs in a season, joining Barry Bonds, who did it in 2 MVP seasons (2001 and 2004)
- Collected 3 NL Player of the Week awards and 1 NL Player of the Month award (May)
- In 26 May games, hit .360 (31-86), 4 2B, 3B, 13 HR, 28 RBI, 22 BB, .495 OBP, .884 SLG and 1.379 OPS
- Ranked 8th among NL outfielders in defensive runs saved (10), according to FanGraphs
- Had 5 multi-HR games, including a 3-homer game (career high) on 5/6 vs MIA; at 22 years, 202 days, became the 10th-youngest player in MLB history to hit 3 HR in a game
- On 7/4 vs SF, became just the 7th player in MLB history to hit 25 HR through the season's true halfway point (81 games) at age 22 or younger
- Did not register a single at-bat on 9/3 vs ATL: walked 4 times, scored 4 runs and had an RBI; became the first player since 1920 to do so
- With a 2-run HR on 9/5 vs ATL, became the fourth active player (at the time) to reach 500 hits before his 23rd birthday, joining Alex Rodriguez (567 hits prior to age 23), Starlin Castro (529) and Mike Trout (527)
- Hit his 40th HR of the season on 9/16 at Philadelphia
- His 42 HR were the 2nd-most by any LHH age 22 or younger, joining Eddie Mathews (47, 1953) and Mel Ott (42, 1929)
- At 22 years, 335 days, became the 6th-youngest player in MLB history to hit 40 HR in a season; the only players to reach 40 home runs at a younger age were Ott (1929; 20 years, 203 days), Mathews (1953; 21 years, 316 days), Johnny Bench (1970; 22 years, 249 days), Joe DiMaggio (1937; 22 years, 285 days) and Juan Gonzalez (1992; 22 years, 331 days)

### 2014

- Was limited to 100 games after injuring his left thumb while sliding into 3rd base, 4/25 vs SD
- Had surgery to repair UCL in left thumb, 4/29
- Was on the IL from 4/26-6/29; included rehab assignments to Potomac (A) and Harrisburg (AA)
- Returned to action on 6/30 after missing 57 games
- 10 of his 13 HR came in his final 47 games
- Over his final 27 games, slashed .319/.379/.532, going 30-for-94 with 6 HR

- Hit a walk-off HR in the 13th inning on 8/7 vs NYM (Carlos Torres)
- Slugged 3 HR and slashed .294/.368/.882 in 19 plate appearances over 4 games during the NLDS against SF

### 2013

- At the age of 20, became the youngest player to ever start in an All-Star Game for the NL
- Was the runner-up in the Home Run Derby, losing to OAK's Yoenis Cespedes
- Led the NL with a 1.152 OPS in interleague play
- Posted a .374 OBP and hit 14 of his 20 HR while batting in the 3-hole
- Homered twice on Opening Day, 4/1 vs MIA
- Collected a then career-best 10 total bases on 4/20 at NYM (3-3, 2B, 2 HR, 3 RBI, 3 R and BB)
- Was on the IL from 5/27-6/30; included rehab assignments to Potomac and Harrisburg
- Missed 31 games with left knee bursitis that later required debridement procedure on 10/23
- In his return from the IL, homered in his first at-bat, 7/1 vs MIL

### 2012

- Named NL Rookie of the Year by the BBWAA
- Led all NL rookies in runs, OPS and XBH (57)
- Began the season with Syracuse (AAA)
- Appeared in 21 games before being promoted on 4/25
- Made his ML debut on 4/28 at LAD; went 1-for-3 and doubled for his first ML hit (Chad Billingsley)
- Hit his first ML HR, 5/14 vs SD (Tim Stauffer)
- Named NL Rookie of the Month for May after posting an .860 OPS in 28 games
- Again named NL Rookie of the Month in September/October after slashing .330/.400/.643 with 18 XBH (8 2B, 3 3B, 7 HR) in 31 games
- Appeared defensively at all 3 outfield positions
- Played in 5 NLDS games against STL and hit his first career postseason home run in Game 5 (Adam Wainwright)

### 2011

- Began his professional career with Hagerstown (A)
- Named a South Atlantic League midseason All-Star
- Promoted to Harrisburg on 7/4
- Selected to the U.S. Team for the All-Star Futures Game at Chase Field
- Was on the IL from 8/19-end of season with a right hamstring strain
- Following the season, was named the top prospect in the Eastern League by *Baseball America*
- Played for Scottsdale in the Arizona Fall League and hit .322 with 6 HR and 26 RBI in 24 games

### 2010

- Participated in Florida Instructional League
- Following the season, played for Scottsdale in the AFL, where he hit .343 in 9 games and helped lead the team to the AFL championship

### HIGHEST OPS IN MLB (2015-19, min. 1,750 PA)

1.	Mike Trout	1.041
2.	J.D. Martinez	.961
3.	Nolan Arenado	.937
4.	<b>BRYCE HARPER</b>	<b>.937</b>
5.	Joey Votto	.929

### MOST WALKS IN MLB (2015-19)

1.	Joey Votto	569
2.	Mike Trout	534
3.	<b>BRYCE HARPER</b>	<b>529</b>
4.	Carlos Santana	513
5.	Paul Goldschmidt	490

## PERSONAL

Bryce Aron Max Harper... Married Kayla Varner (12/16/16); has one son, Krew Aron (8/22/19)... In 2013, established "Harper's Heroes," a foundation that assists families affected by childhood cancer... Was featured on the cover of Sony's *MLB The Show 19* video game... Earned his GED after just 2 years at Las Vegas High School (NV)... Attended College of Southern Nevada... Was featured on the cover of *Sports Illustrated* in June 2009... His brother Bryan was a left-handed pitcher who pitched in the minor leagues from 2011-18... At the age of 17, hit .443 (101-228), 23 2B, 4 3B, 31 HR, 98 RBI, 39 BB and 20 SB in 66 games for the College of Southern Nevada in the Scenic West Athletic Conference... As the youngest player in the SWAC, posted a .526 OBP and .987 SLG... Led the conference in a number of offensive categories... Was named 2010 SWAC Player of the Year and

also earned First-Team SWAC All-Conference status... His 31 HR in 2010 set a College of Southern Nevada single-season mark... In 2009, batted .626 with 14 HR, 55 RBI and 36 SB in 39 games for Las Vegas High School and became the first high school sophomore ever named a Pre-Season First-Team All-American by *Baseball America*... In 2008, hit .590 with 11 HR and 67 RBI in 38 games as a freshman... Was a member of USA Baseball's 2009 Under 18 Team that went 8-0 to claim the COPABE Pan Am AAA Championships in Barquisimeto, VZ... Also played in the 2009 AFLAC All-American Game (2009 Jackie Robinson Award presented by AFLAC), the Area Code Games (2008 All-Area Code Team) and International High School Power Showcase Home Run Derby (2009 Ryan Howard Award)... **Signed by:** Mitch Sokol.

## BRYCE HARPER'S CAREER STATISTICS

YEAR	CLUB	AVG	G	AB	R	H	2B	3B	HR	RBI	SH	SF	HP	BB	SO	SB	CS	OBP	SLG	OPS	E
2011	Hagerstown	.318	72	258	49	82	17	1	14	46	0	0	3	44	61	19	5	.423	.554	.977	5
	Harrisburg	.256	37	129	14	33	7	1	3	12	1	2	0	15	26	7	2	.329	.395	.724	3
2012	Syracuse	.243	21	74	8	18	4	1	1	3	1	0	0	9	14	1	1	.325	.365	.690	4
	WASHINGTON	.270	139	533	98	144	26	9	22	59	3	3	2	56	120	18	6	.340	.477	.817	7
2013	WASHINGTON	.274	118	424	71	116	24	3	20	58	3	4	5	61	94	11	4	.368	.486	.854	6
	Potomac - a	.500	2	4	2	2	1	0	1	1	0	0	0	1	1	0	0	.600	1.500	2.100	0
	Harrisburg - a	.286	2	7	3	2	0	1	0	2	0	0	0	2	3	0	0	.444	.571	1.016	0
2014	WASHINGTON	.273	100	352	41	96	10	2	13	32	3	1	1	38	104	2	2	.344	.423	.768	4
	Potomac - a	.750	2	4	3	3	0	0	1	4	0	0	0	2	0	0	0	.833	1.500	2.333	0
	Harrisburg - a	.600	3	10	4	6	1	0	3	7	0	0	0	3	1	2	2	.692	1.600	2.292	0
2015	WASHINGTON	.330	153	521	*118	172	38	1	#42	99	0	4	5	124	131	6	4	*.460	*.649	*1.109	7
2016	WASHINGTON	.243	147	506	84	123	24	2	24	86	0	10	3	108	117	21	10	.373	.441	.814	2
2017	WASHINGTON	.319	111	420	95	134	27	1	29	87	0	3	1	68	99	4	2	.413	.595	1.008	2
2018	WASHINGTON	.249	159	550	103	137	34	0	34	100	0	9	6	*130	169	13	3	.393	.496	.889	3
2019	PHILLIES	.260	157	573	98	149	36	1	35	114	0	4	6	99	178	15	3	.372	.510	.882	5
<b>Minors Totals</b>		<b>.300</b>	<b>139</b>	<b>486</b>	<b>83</b>	<b>146</b>	<b>30</b>	<b>4</b>	<b>23</b>	<b>75</b>	<b>2</b>	<b>2</b>	<b>3</b>	<b>76</b>	<b>106</b>	<b>29</b>	<b>10</b>	<b>.397</b>	<b>.521</b>	<b>.917</b>	<b>12</b>
<b>ML Totals</b>		<b>.276</b>	<b>1084</b>	<b>3879</b>	<b>708</b>	<b>1071</b>	<b>219</b>	<b>19</b>	<b>219</b>	<b>635</b>	<b>9</b>	<b>38</b>	<b>29</b>	<b>684</b>	<b>1012</b>	<b>90</b>	<b>34</b>	<b>.385</b>	<b>.512</b>	<b>.897</b>	<b>36</b>

\* League leader

# Tied for league lead

a - Rehab assignment

## HARPER'S DIVISION SERIES STATISTICS

YEAR	CLUB, OPP	AVG	G	AB	R	H	2B	3B	HR	RBI	SH	SF	HP	BB	SO	SB	CS	OBP	SLG	OPS	E
2012	WSH, STL	.130	5	23	2	3	1	1	1	2	0	0	0	0	8	0	0	.130	.391	.522	0
2014	WSH, SF	.294	4	17	4	5	1	0	3	4	0	0	0	2	3	0	0	.368	.882	1.251	0
2016	WSH, LAD	.235	5	17	4	4	1	0	0	1	0	0	1	6	6	3	0	.458	.294	.752	0
2017	WSH, CHI	.211	5	19	2	4	1	0	1	3	0	1	0	3	6	1	0	.304	.421	.725	0
<b>DS Totals</b>		<b>.211</b>	<b>19</b>	<b>76</b>	<b>12</b>	<b>16</b>	<b>4</b>	<b>1</b>	<b>5</b>	<b>10</b>	<b>0</b>	<b>1</b>	<b>1</b>	<b>11</b>	<b>23</b>	<b>4</b>	<b>0</b>	<b>.315</b>	<b>.487</b>	<b>.801</b>	<b>0</b>

## HARPER'S ALL-STAR GAME STATISTICS

YEAR	CLUB, SITE	AVG	G	AB	R	H	2B	3B	HR	RBI	SH	SF	HP	BB	SO	SB	CS	OBP	SLG	OPS	E
2012	NL, KC	.000	1	1	0	0	0	0	0	0	0	0	0	1	1	0	0	.500	.000	.500	0
2013	NL, NYM	.000	1	2	0	0	0	0	0	0	0	0	0	0	0	0	0	.000	.000	.000	0
2015	NL, CIN	.000	1	3	0	0	0	0	0	0	0	0	0	0	2	0	0	.000	.000	.000	0
2016	NL, SD	.500	1	2	0	1	1	0	0	0	0	0	0	0	0	0	0	.500	1.000	1.500	0
2017	NL, MIA	1.000	1	1	0	1	0	0	0	0	0	0	0	1	0	0	0	1.000	1.000	2.000	0
2018	NL, WSH	.000	1	2	0	0	0	0	0	0	0	0	0	0	2	0	0	.000	.000	.000	0
<b>ASG Totals</b>		<b>.182</b>	<b>6</b>	<b>11</b>	<b>0</b>	<b>2</b>	<b>1</b>	<b>0</b>	<b>0</b>	<b>0</b>	<b>0</b>	<b>0</b>	<b>0</b>	<b>2</b>	<b>5</b>	<b>0</b>	<b>0</b>	<b>.308</b>	<b>.273</b>	<b>.580</b>	<b>0</b>

## HARPER'S CAREER TRANSACTIONS

- Selected by Washington Nationals in 1st round (1st overall) of June 2010 draft
- On injured list with left knee bursitis, May 27-June 30, 2013; included rehab assignments to Potomac, June 25-26, and Harrisburg, June 27-30
- On injured list with a left thumb sprain, April 26-June 29, 2014; included rehab assignments to Potomac, June 23-25, and Harrisburg, June 26-29
- On injured list with a hyperextended left knee, August 13-September 25, 2017
- Signed by Philadelphia as a free agent, March 1, 2019

## HARPER'S CAREER FIELDING

POSITION	PCT	G	PO	A	E	TC	DP
Outfield	.983	1063	1974	66	36	2076	10
First base	---	1	0	0	0	0	0

## HARPER'S GAME HIGHS

**HITS:** 5 – 4/19/19 at COL... **RUNS:** 4 – 4 times, last: 7/7/18 vs MIA... **DOUBLES:** 3 – 6/24/18 vs PHI... **TRIPLES:** 1... **HOME RUNS:** 3 – 5/6/15 vs MIA... **RBI:** 5 – 5 times, last: 7/16/19 vs LAD... **WALKS:** 6 – 5/8/16 at CHI... **STOLEN BASES:** 2 – 6 times, last: 9/5/19 at CIN... **HITTING STREAK:** 19 games – 7/1-27/17

## HARPER'S NOTABLE HOMERS

**GRAND SLAMS:** 5 – 4/14/16 vs ATL (Julio Teheran); 4/19/16 at MIA (Chris Narveson); 4/19/17 at ATL (Julio Teheran); 5/7/19 at STL (Dakota Hudson); 8/15/19 vs CHI (Derek Holland)... **INSIDE-THE-PARK HR:** None... **LEADOFF HR:** 2 – 5/2/18 vs PIT (Ivan Nova); 5/4/18 vs PHI (Nick Pivetta)... **PINCH HR:** 2 – 4/24/16 vs MIN (Kevin Jepsen); 9/24/19 at WSH (Hunter Strickland)... **WALK-OFF HR:** 6 – 7/25/13 vs PIT (Bryan Morris); 8/7/14 vs NYM (Carlos Torres); 5/9/15 vs ATL (Cody Martin); 4/16/17 vs PHI (Joaquin Benoit); 5/13/17 vs PHI (Edubray Ramos); 8/15/19 vs CHI (Derek Holland)



### UNANIMOUS MVPs, NL HISTORY

- Orlando Cepeda (1967)
- Mike Schmidt (1980)
- Jeff Bagwell (1994)
- Ken Caminiti (1996)
- Barry Bonds (2002)
- Albert Pujols (2009)
- BRYCE HARPER (2015)**

### HIGHEST SLG ALL-TIME AT CBP (2004-19) (min. 200 PA)

- |    |                     |             |
|----|---------------------|-------------|
| 1. | <b>BRYCE HARPER</b> | <b>.557</b> |
| 2. | Chipper Jones       | .547        |
| 3. | Hanley Ramirez      | .545        |
| 4. | <b>RHYS HOSKINS</b> | <b>.538</b> |
| 5. | Jayson Werth        | .535        |

### MOST WALK-OFF HOME RUNS IN MLB (2013-19)

- |     |                     |          |
|-----|---------------------|----------|
| 1.  | Josh Donaldson      | 7        |
| 2.  | <b>BRYCE HARPER</b> | <b>6</b> |
| T3. | Paul Goldschmidt    | 5        |
| T3. | Manny Machado       | 5        |
| T3. | Starling Marte      | 5        |
| T3. | Justin Upton        | 5        |



## JOSH HARRISON

INF

7

### NON-ROSTER INVITEE

@jhay\_da\_man

**B-T:** R-R

**HT:** 5-8; **WT:** 190

**OPENING DAY AGE:** 32

**BORN:** July 8, 1987, Cincinnati, OH

**RESIDES:** Liberty Township, OH

**ML SERVICE:** 7 years, 168 days

**HOW OBTAINED:** Signed by Phillies as a minor league free agent, 11/25/19

### 2019

- Was DET's starting 2nd baseman on Opening Day
- Did not commit an error in 156 total chances over 34 games (all starts) at 2nd base
- Had two injured list stints: 4/27-5/12 (left shoulder contusion), which included a rehab assignment to Lakeland (A), and 5/28-8/8 (left hamstring strain), which included a rehab assignment to Toledo (AAA)
- Was released on 8/9 and did not play for the remainder of the season

### 2018

- Spent final season with PIT
- Started at 2nd base on Opening Day
- On IL from 4/16-5/19 with a left hand fracture; included rehab assignment to Altoona (AA)
- Batted .333 (23-69) with five doubles, three HR, 27 RBI and an .891 OPS with RISP
- Appeared in 87 games (84 starts) at 2nd base and made two appearances at 3rd base

### 2017

- Captured a gold medal while playing for Team USA in the World Baseball Classic
- Named to his second All-Star team (played final 4.0 innings at 2nd base and went hitless in two at-bats)
- Was PIT's Opening Day starter at 2nd base for second straight year
- Set a career high in HR
- Ranked 2nd in the NL with a career-high 23 HRP
- Was the 6th-hardest player to double up in the NL (97.2 AB per GIDP)
- Made 79 starts at 2nd base, 37 at 3rd base, six in LF and one appearance (6/11) in RF
- Recorded first career multi-HR game, 5/1 at CIN
- Had a walk-off single in the 10th inning of a 2-1 win over MIL on 5/6
- Hit safely in 10 straight games between 5/19-28 (.386 AVG) and again between 6/2-12 (.395 AVG)
- Broke up Rich Hill's no-hitter with a walk-off homer in the 10th inning of PIT's 1-0 win on 8/23 vs LAD; became the first player in ML history to end a pitcher's no-hit bid with a walk-off HR
- Suffered a fracture of the fifth metacarpal on his left hand after being hit by a pitch thrown by CIN's RHP Tyler Mahle on 9/2 and missed remainder of the season

### HARRISON PHAST PHACTS

- 2-time NL All-Star (2014 and 2017)
- 2014 winner of MLBPA's Heart & Hustle Award
- Won 2017 World Baseball Classic with Team USA

### 2016

- Set career highs in RBI & stolen bases and tied his career high in triples
- Made a career-high 128 appearances (122 starts) at 2nd base; also made one appearance in RF
- Ranked 2nd among NL 2nd basemen with 97 double plays turned and 3rd with 635 total chances
- Was PIT's Opening Day starter at 2nd base
- Hit .333 (30-90) in April and .325 (26-80) in May; was hitting .327 overall through 6/9
- Collected his sixth career walk-off hit on 7/19 vs MIL
- Hit .327 (53-162) and scored 23 runs in 39 games (37 starts) from the top spot of the order
- Tied career high with four hits on 8/14 at LAD
- Hit safely in each of his last 10 games from 8/31-9/10, going 17-for-42 (.405 AVG) with seven multi-hit efforts
- Left the game on 9/10 vs CIN with a right groin strain and missed remainder of the season

### 2015

- Was PIT's Opening Day starter at 3rd base and went 2-for-4 with a double as the leadoff batter
- Became just the third player in PIT's history to hit a leadoff home run in the team's home opener
- Hit his second leadoff HR of the season on 4/21 vs CHI
- Had a career-high nine total bases, 5/15 at CHI
- Collected six straight hits from 5/20-21
- Had an 11-game hitting streak from 5/12-24 (.468 AVG), raising season average from .173 to .261
- Had two walk-off singles: 6/14 vs PHI and 9/13 vs MIL
- Injured his left thumb while sliding into 2nd base on 7/5 and was placed on the IL on 7/6
- Underwent surgery to repair torn ulnar collateral ligament on 7/8 (Dr. Thomas Graham)
- Began a rehab assignment with Indianapolis (AAA) on 8/11; reinstated from IL on 8/21 (missed 38 games)
- Batted .310 (35-113) in 39 games after returning from the IL
- Posted four games with a career-high-tying four hits

- Hit .328 over his final 86 games
- Made 72 appearances at 3rd base, 37 at 2nd base, 12 in RF and 10 in LF
- Was the starting 3rd baseman and went 0-for-3 with a HBP in the NL Wild Card Game vs CHI on 10/7

## 2014

- Established career highs in several offensive category while spending second full season in the majors with PIT
- Was the recipient of the Heart & Hustle Award, presented by the MLB Alumni Association to the player who demonstrates a passion for the game of baseball and best embodies the values, spirit and tradition of the game
- Finished 9th in voting for NL Most Valuable Player
- Was selected to his first NL All-Star Team; played final 3.0 innings in LF and went 0-for-2 at the plate
- Finished 2nd in the NL batting race behind COL's Justin Morneau (.319 AVG)
- Led the league with a .372 AVG with RISP
- Tied Matt Kemp for the NL lead in total bases (143) after the All-Star break and his 34 XBH ranked 2nd in the NL behind Kemp (35)
- Named NL Player of the Month for August after hitting .356 and leading the league in SLG (.610), hits (42), XBH (19) and total bases (72)
- Batted .328 with 11 HR and 58 runs scored in 84 games from the leadoff spot
- Made 72 appearances at 3rd base, 26 in RF, 26 in LF, 17 at 2nd base and 8 at SS
- Connected off MIL's Rob Wooten for his third career pinch-hit HR on 4/17 at PNC Park
- Notched his third career walk-off hit on 6/27 vs NYM
- Homered in three straight games, 7/28-30
- Slugged his first career leadoff HR, 7/29 at SF (Tim Hudson)
- Had an XBH in seven straight games from 7/27- 8/2
- Had a career-high five RBI, 8/22 at MIL
- Recorded his fifth career four-hit game (third of season) in suspended game on 9/5 at CHI; also left the game in the 11th inning with an injured left ankle after making a catch at shortstop
- Had 10 assists at 3rd base on 9/19 vs MIL, falling one shy of the club and ML record
- Had a career-high 15-game hitting streak from 9/12-27 (.343 AVG)
- Went 2-for-4 as the leadoff batter and starting 3rd baseman in the NL Wild Card Game vs SF on 10/1

## 2013

- Was a member of PIT's Opening Day roster for the second straight season
- Optioned to Indianapolis on 4/14
- Was shuttled between PIT and Indianapolis twice between 5/7-31
- Named an International League midseason All-Star
- Was leading all minor league players with 20 XBH when he was recalled by PIT on 6/28
- Optioned back to Indianapolis on 7/2
- Hit his first career walk-off HR while pinch-hitting on 8/6 vs MIA (Mike Dunn)
- Made first career pitching appearance on 8/9 at COL; retired lone batter he faced on a flyout in the 8th inning
- Connected off Jake Westbrook for his second pinch-hit HR on 9/6 at STL
- Pinch-ran and scored eventual winning run in PIT's 5-3 victory vs STL in Game 3 of NLDS on 10/6

## 2012

- Spent first full season in the majors with PIT
- Was PIT's most used pinch-hitter, going 4-for-29 (.138 AVG) with a walk and three RBI
- Made 18 starts at SS, 18 at 2nd base, 10 in RF and 9 at 3rd base
- Delivered walk-off single in 12-inning game on Mother's Day, 5/13 vs HOU
- Made first professional appearance in RF as a starter on 5/21 vs NYM
- Broke up Justin Verlander's no-hitter on 5/18 at DET with a one-out single in the ninth inning
- Had a career-high-tying four hits on 9/23 at HOU

## 2011

- Began season with Indianapolis
- Was hitting .321 when he had his contract selected by PIT on 5/30
- Made ML debut as a starter at 3rd base on 5/31 at NYM and went 2-for-4 with an RBI and a run scored; singled off R.A. Dickey for his first ML hit
- Optioned to Indianapolis on 6/23 and recalled on 6/28
- Optioned back to Indianapolis again on 7/21 and was recalled a final time by PIT on 8/13
- Connected for his first ML HR on 8/23 vs MIL (Marco Estrada)
- Had a career-high four hits and fell a HR shy of hitting for the cycle on 9/24 vs CIN
- Made a total of 50 appearances (46 starts) at 3rd base and six appearances (five starts) at 2nd base

## 2010

- Spent entire season with Eastern League Champion Altoona (AA)
- Selected as an EL midseason All-Star (went 2-for-2 with a triple and two RBI in the ASG)
- Ranked 7th in the league in AVG and 3rd in hits
- Led the league with 14 sacrifice hits and tied for the league lead with 10 sacrifice flies
- Struck out once every 11.25 PA, which was the best mark in the league
- Made 86 appearances at 3rd base and 48 at 2nd base with Altoona during the regular season
- Hit three HR in the postseason after hitting four home runs during the regular season
- Played for Mesa in the Arizona Fall League, batting .330 with 10 doubles, two triples, a homer, eight RBI, 19 runs scored and six stolen bases in six attempts in 22 games

## 2009

- Hit .311 with 28 doubles, 9 triples, 6 home runs, 55 RBI and 30 stolen bases in 131 games with 3 different teams
- Began season with Peoria (A) in CHI's organization
- Selected as a Midwest League midseason and postseason All-Star
- Promoted to Daytona (A) on 7/9
- Named Florida State League Batter of the Week, 7/20-27
- Acquired by PIT organization and finished season with Lynchburg (A)

## 2008

- Split first professional season between Boise (R) and Peoria

## PERSONAL

Joshua Isaiah Harrison... Married, wife's name is Brittney (12/29/12); has two daughters, Mia Jade (2/11/14) and Kinsli Rose (9/29/17)... Is a 2006 graduate of Princeton High School (OH), where he was a three-year letter winner... Named team MVP as a senior and was a two-year captain... Named to the all-city team by the *Cincinnati Enquirer* and played in East-West All-Star Game... Played baseball for three seasons (2006-08) at the University of Cincinnati... Helped guide Cincinnati to a school-record 39 wins and a second-place regular season finish in the Big East during his final season... Earned Second-Team All-America honors from *Collegiate*

*Baseball* and was named the Big East Co-Player of the Year in 2008 after leading the Bearcats with a .378 batting average, 90 hits and 22 doubles... Played for the Cotuit Kettleers of the Cape Cod Baseball League in the summer of 2007... His brother, Vince Jr., previously played in the TB, FLA and NYM organizations... Is the nephew of John Shelby, who played 11 seasons (1981-1991) in the majors and served as PIT's first base coach in 2006-07... Was elected to the University of Cincinnati Athletics Hall of Fame in October 2015... **Hobbies:** Spending time with family, playing video games and listening to music... **Signed by:** Lukas McKnight.

## JOSH HARRISON'S CAREER STATISTICS

YEAR	CLUB	AVG	G	AB	R	H	2B	3B	HR	RBI	SH	SF	HP	BB	SO	SB	CS	OBP	SLG	OPS	E
2008	Boise	.351	33	114	27	40	11	2	1	25	1	3	3	23	12	12	6	.462	.509	.970	2
	Peoria	.262	31	122	15	32	4	1	1	4	0	0	1	3	11	6	2	.286	.336	.622	7
2009	Peoria	.337	79	303	51	102	17	7	4	33	9	2	5	16	25	16	9	.377	.479	.856	5
	Daytona	.286	18	70	10	20	3	1	1	9	1	0	1	6	7	10	1	.351	.400	.751	0
	Lynchburg	.270	34	141	15	38	8	1	1	13	6	3	4	1	19	4	1	.289	.362	.650	3
2010	Altoona	.300	135	520	74	156	33	3	4	75	*14	#10	9	32	52	19	7	.345	.398	.743	21
2011	Indianapolis	.310	62	226	35	70	15	2	5	23	5	2	6	15	28	13	5	.365	.460	.826	17
	PITTSBURGH	.272	65	195	21	53	13	2	1	16	5	1	0	3	24	4	1	.281	.374	.656	8
2012	PITTSBURGH	.233	104	249	34	58	9	5	3	16	7	3	7	10	37	7	3	.279	.345	.624	6
2013	PITTSBURGH	.250	60	88	10	22	1	2	3	14	2	0	3	2	10	2	0	.290	.409	.699	1
	Indianapolis	.317	64	268	50	85	29	5	4	34	4	0	4	20	39	19	7	.373	.507	.881	5
2014	PITTSBURGH	.315	143	520	77	164	38	7	13	52	2	2	4	22	81	18	7	.347	.490	.837	6
2015	PITTSBURGH	.287	114	418	57	120	29	1	4	28	3	2	7	19	71	10	8	.327	.390	.717	14
	Indianapolis - a	.053	5	19	0	1	0	0	0	0	0	0	0	1	2	0	0	.100	.053	.153	0
2016	PITTSBURGH	.283	131	487	57	138	25	7	4	59	4	8	5	18	76	19	4	.311	.388	.699	7
2017	PITTSBURGH	.272	128	486	66	132	26	2	16	47	2	3	23	28	90	12	4	.339	.432	.771	11
2018	PITTSBURGH	.250	97	344	41	86	13	1	8	37	2	5	5	18	68	3	0	.293	.363	.656	6
	Altoona - a	.167	3	12	2	2	0	0	0	1	0	0	0	1	3	0	0	.231	.167	.397	1
2019	DETROIT	.175	36	137	10	24	7	1	1	8	0	2	2	6	27	4	2	.218	.263	.480	0
	Lakeland - a	.273	3	11	0	3	0	0	0	0	0	0	0	1	2	0	0	.333	.273	.606	0
	Toledo - a	.174	7	23	2	4	1	0	0	3	0	0	0	6	4	0	0	.345	.217	.562	0
<b>Minors Totals</b>		<b>.302</b>	<b>474</b>	<b>1829</b>	<b>281</b>	<b>553</b>	<b>121</b>	<b>22</b>	<b>21</b>	<b>220</b>	<b>40</b>	<b>20</b>	<b>33</b>	<b>125</b>	<b>204</b>	<b>99</b>	<b>38</b>	<b>.354</b>	<b>.427</b>	<b>.781</b>	<b>61</b>
<b>AL Totals</b>		<b>.175</b>	<b>36</b>	<b>137</b>	<b>10</b>	<b>24</b>	<b>7</b>	<b>1</b>	<b>1</b>	<b>8</b>	<b>0</b>	<b>2</b>	<b>2</b>	<b>6</b>	<b>27</b>	<b>4</b>	<b>2</b>	<b>.218</b>	<b>.263</b>	<b>.480</b>	<b>0</b>
<b>NL Totals</b>		<b>.277</b>	<b>842</b>	<b>2787</b>	<b>363</b>	<b>773</b>	<b>154</b>	<b>27</b>	<b>52</b>	<b>269</b>	<b>27</b>	<b>24</b>	<b>54</b>	<b>120</b>	<b>457</b>	<b>75</b>	<b>27</b>	<b>.317</b>	<b>.408</b>	<b>.725</b>	<b>59</b>
<b>ML Totals</b>		<b>.273</b>	<b>878</b>	<b>2924</b>	<b>373</b>	<b>797</b>	<b>161</b>	<b>28</b>	<b>53</b>	<b>277</b>	<b>27</b>	<b>26</b>	<b>56</b>	<b>126</b>	<b>484</b>	<b>79</b>	<b>29</b>	<b>.313</b>	<b>.401</b>	<b>.714</b>	<b>59</b>

\* League leader

# Tied for league lead

a - Rehab assignment

## HARRISON'S WILD CARD GAME STATISTICS

YEAR	CLUB, OPP	AVG	G	AB	R	H	2B	3B	HR	RBI	SH	SF	HP	BB	SO	SB	CS	OBP	SLG	OPS	E
2013	PIT, CIN	Did not play																			
2014	PIT, SF	.500	1	4	0	2	0	0	0	0	0	0	0	0	1	0	0	.500	.500	1.000	0
2015	PIT, CHI	.000	1	3	0	0	0	0	0	0	0	0	1	0	1	0	0	.250	.000	.250	0
<b>WC Totals</b>		<b>.286</b>	<b>2</b>	<b>7</b>	<b>0</b>	<b>2</b>	<b>0</b>	<b>0</b>	<b>0</b>	<b>0</b>	<b>0</b>	<b>0</b>	<b>1</b>	<b>0</b>	<b>2</b>	<b>0</b>	<b>0</b>	<b>.375</b>	<b>.286</b>	<b>.661</b>	<b>0</b>

## HARRISON'S DIVISION SERIES STATISTICS

YEAR	CLUB, OPP	AVG	G	AB	R	H	2B	3B	HR	RBI	SH	SF	HP	BB	SO	SB	CS	OBP	SLG	OPS	E
2013	PIT, STL	---	2	0	1	0	0	0	0	0	0	0	0	0	0	0	1	---	---	---	0

## HARRISON'S ALL-STAR GAME STATISTICS

YEAR	CLUB, SITE	AVG	G	AB	R	H	2B	3B	HR	RBI	SH	SF	HP	BB	SO	SB	CS	OBP	SLG	OPS	E
2014	NL, MIN	.000	1	2	0	0	0	0	0	0	0	0	0	0	1	0	0	.000	.000	.000	0
2017	NL, MIA	.000	1	2	0	0	0	0	0	0	0	0	0	0	2	0	0	.000	.000	.000	0
<b>ASG Totals</b>		<b>.000</b>	<b>2</b>	<b>4</b>	<b>0</b>	<b>0</b>	<b>0</b>	<b>0</b>	<b>0</b>	<b>0</b>	<b>0</b>	<b>0</b>	<b>0</b>	<b>0</b>	<b>3</b>	<b>0</b>	<b>0</b>	<b>.000</b>	<b>.000</b>	<b>.000</b>	<b>0</b>



## HARRISON'S WORLD BASEBALL CLASSIC STATISTICS

YEAR	CLUB	AVG	G	AB	R	H	2B	3B	HR	RBI	SH	SF	HP	BB	SO	SB	CS	OBP	SLG	OPS	E
2017	USA	.000	2	5	0	0	0	0	0	0	0	0	0	0	1	0	0	.000	.000	.000	0

## HARRISON'S CAREER TRANSACTIONS

- Selected by Chicago Cubs in 6th round of June 2008 draft
- Traded to Pittsburgh Pirates with José Ascanio (rhp) and Kevin Hart (rhp) for Tom Gorzelanny (lhp) and John Grabow (lhp), July 30, 2009
- On injured list with a left thumb sprain, July 6-August 20, 2015; included rehab assignment to Indianapolis, August 11-20
- On injured list with a right groin strain, September 26, 2016 through remainder of season
- On injured list with a left digit 5 fracture, September 3, 2017 through remainder of season
- On injured list with a left hand fracture, April 16-May 19, 2018; included rehab assignment to Altoona, May 14-19
- Signed by Detroit Tigers as a free agent, February 23, 2019
- On injured list with a left shoulder contusion, April 27-May 12, 2019; included rehab assignment to Lakeland, May 9-12
- On injured list with a left hamstring strain, May 28-August 8, 2019; included rehab assignment to Toledo, August 1-8
- Signed by Philadelphia as a minor league free agent, November 25, 2019

## HARRISON'S CAREER FIELDING


POSITION	PCT	G	PO	A	E	TC	DP
Pitcher	---	1	0	0	0	0	0
Second base	.986	431	736	1076	26	1838	263
Third base	.964	266	159	476	24	659	55
Shortstop	.947	37	35	54	5	94	11
Outfield	.973	110	137	8	4	149	2

## HARRISON'S GAME HIGHS

**HITS:** 4 – 11 times, last: 5/23/18 at CIN... **RUNS:** 3 – 11 times, last: 4/4/19 vs KC... **DOUBLES:** 2 – 9 times, last: 9/8/16 vs CIN...  
**TRIPLES:** 2 – 5/4/14 vs TOR... **HOME RUNS:** 2 – 5/1/17 at CIN... **RBI:** 5 – 8/22/14 at MIL... **WALKS:** 2 – 9 times, last: 4/4/19 vs KC...  
**STOLEN BASES:** 2 – 9 times, last: 4/4/19 vs KC... **HITTING STREAK:** 15 games – 9/12-27/14

## HARRISON'S NOTABLE HOMERS

**GRAND SLAMS:** None... **INSIDE-THE-PARK HR:** None... **LEADOFF HR:** 7 – 7/29/14 at SF (Tim Hudson); 8/31/14 vs CIN (Johnny Cueto); 4/13/15 vs DET (Anibal Sanchez); 4/21/15 vs CHI (Travis Wood); 4/26/17 vs CHI (Jon Lester); 5/30/18 vs CHI (Kyle Hendricks); 6/10/18 at CHI (Kyle Hendricks)... **PINCH HR:** 3 – 8/6/13 vs MIA (Mike Dunn); 9/6/13 at STL (Jake Westbrook); 4/17/14 vs MIL (Rob Wooten)... **WALK-OFF HR:** 2 – 8/6/13 vs MIA (Mike Dunn); 8/23/17 vs LAD (Rich Hill)



# ADAM HASELEY

OF

40

@adamhaseley7

**B-T:** L-L

**HT:** 6-1; **WT:** 190

**OPENING DAY AGE:** 23

**BORN:** April 12, 1996, Orlando, FL

**RESIDES:** Windermere, FL

**ML SERVICE:** 118 days

**HOW OBTAINED:** Selected by Phillies in 1st round (8th overall) of June 2017 draft

## 2019

- Had three stints with the Phillies: 6/4-7, 7/13-8/7 and 8/9-end of season
- Among all NL rookies, ranked T-3rd in OF assists (4)
- Was a non-roster invitee to ML spring training
- Began the season with Reading (AA)
- Named Phillies Minor League Player of the Week, 4/29-5/5
- Selected as Phillies Minor League Hitter of the Month for May
- Promoted to Lehigh Valley (AAA) on 5/29
- In 62 combined minor league games between Reading and Lehigh Valley, slashed .275/.360/.481
- Had his contract selected on 6/4 and made his debut that night at SD
- Collected his first ML hit, RBI, run and BB on 6/5 at SD; doubled off Craig Stammen in the 8th inning for his first ML hit
- Was placed on the 10-day IL with a left groin strain, 6/8 (retro to 6/6)
- Reinstated from the IL on 6/27 after a rehab assignment with Reading, 6/24-26, and optioned to Lehigh Valley
- Slugged his first ML HR on 7/18 vs LAD (Ross Stripling)
- Collected at least 1 RBI in 4 straight games from 7/17-20
- Batted .300 (18-60), 6 2B, 19 RBI with RISP (65 PA)
- Over his final 31 games of the season (8/26-9/29), hit .304 (31-102), 8 2B, 2 HR, 12 RBI, 8 BB and an .807 OPS
- Made 59 starts with the Phillies: 36 in CF, 15 in LF and 8 in RF
- Led all Phillies outfielders with 13 defensive runs saved despite playing just 541.0 innings in the outfield
- His 13 DRS ranked T-5th among all NL outfielders with at least 100.0 defensive innings in the field

## 2018

- Named the Phillies Minor League Hitting Prospect of the Year by MLB Pipeline
- Chosen as an Organization All-Star by MiLB.com
- Selected as Phillies Minor League Player of the Week, 5/21-27, and Eastern League Player of the Week, 7/9-15
- Led all Phillies minor leaguers in runs scored (77)
- Reached base safely in 33 consecutive games (.395 OBP) from 5/9-6/18, which tied for the longest on-base streak in the Florida State League

- Began season with Clearwater (A)
- Promoted to Reading on 7/10 for the remainder of the season
- Logged his first professional multi-HR game on 7/13 vs Bowie
- Batted .336 (36-107) with RISP across both levels
- Made starts at all 3 outfield positions
- Following the season, was named the 5th-best prospect in the Phillies organization by *Baseball America*

## 2017

- Began pro career with Gulf Coast League Phillies (R)
- Named Phillies Minor League Player of the Week, 7/31-8/6
- Went 3-for-4, 2B, R in his pro debut, 6/27 at GCL Yankees West
- Promoted to Williamsport (A) on 6/30
- Slugged first pro home run on 7/7 vs Mahoning Valley
- Had a 9-game hitting streak (.417 AVG, 15-36) from 7/30-8/9
- Hit .343 (12-35) against LHP and batted .462 (6-13) with RISP and 2 outs
- Logged 13 multi-hit games
- Promoted to Lakewood (A) on 8/15 for the remainder of the season
- Scored at least 1 run in 5 straight games from 8/23-30 (8 total runs in that span)
- Following the season, named the 5th-best prospect in the Phillies minor league system and 100th-best in baseball by *Baseball America*
- Participated in Florida Instructional League

## PERSONAL

Adam Donald Haseley... Married Lindsey Rogers (12/30/18)... 2014 graduate of The First Academy (FL)... Attended the University of Virginia... Named a 2017 First-Team All-American by *Baseball America* and Second-Team All-American by *Collegiate Baseball*... Chosen as a finalist for the John Olerud Two-Way Player of the Year Award and a semifinalist for the Golden Spikes Award and the Dick Howser Trophy... In 2017 was a First-Team All-Atlantic Coast Conference honoree... **Hobbies:** Fishing and traveling... **Signed by:** Paul Murphy.

## ADAM HASELEY'S CAREER STATISTICS

YEAR	CLUB	AVG	G	AB	R	H	2B	3B	HR	RBI	SH	SF	HP	BB	SO	SB	CS	OBP	SLG	OPS	E
2017	GCL Phillies	.583	3	12	3	7	1	1	0	4	0	0	0	2	3	1	1	.643	.833	1.476	0
	Williamsport	.270	37	137	18	37	9	0	2	18	1	2	4	14	28	5	3	.350	.380	.730	1
	Lakewood	.258	18	66	15	17	3	1	1	6	1	1	0	6	13	0	1	.315	.379	.694	0
2018	Clearwater	.300	79	330	54	99	13	5	5	38	1	1	3	19	54	7	3	.343	.415	.758	4
	Reading	.316	39	136	23	43	4	0	6	17	0	2	5	16	19	0	1	.403	.478	.880	1
2019	Reading	.267	44	165	30	44	8	2	8	21	0	2	2	21	35	4	2	.353	.485	.837	2
	Lehigh Valley	.294	18	68	8	20	6	0	2	9	1	0	1	8	14	1	1	.377	.471	.847	1
	PHILLIES	.266	67	222	30	59	14	0	5	26	1	0	5	14	60	4	0	.324	.396	.720	1
<b>Minors Totals</b>		<b>.292</b>	<b>238</b>	<b>914</b>	<b>151</b>	<b>267</b>	<b>44</b>	<b>9</b>	<b>24</b>	<b>113</b>	<b>4</b>	<b>8</b>	<b>15</b>	<b>86</b>	<b>166</b>	<b>18</b>	<b>12</b>	<b>.360</b>	<b>.439</b>	<b>.798</b>	<b>9</b>
<b>ML</b>	<b>Totals</b>	<b>.266</b>	<b>67</b>	<b>222</b>	<b>30</b>	<b>59</b>	<b>14</b>	<b>0</b>	<b>5</b>	<b>26</b>	<b>1</b>	<b>0</b>	<b>5</b>	<b>14</b>	<b>60</b>	<b>4</b>	<b>0</b>	<b>.324</b>	<b>.396</b>	<b>.720</b>	<b>1</b>

2020 PHILLIES

## HASELEY'S CAREER TRANSACTIONS

- Selected by Philadelphia in 1st round (8th overall) of June 2017 draft
- On injured list with a left groin strain, June 6-26, 2019; included rehab assignment to Reading, June 24-26

## HASELEY'S CAREER FIELDING

POSITION	PCT	G	PO	A	E	TC	DP
Outfield	.992	65	126	4	1	131	2

## HASELEY'S GAME HIGHS

**HITS:** 3 – 2 times, last: 9/28/19 vs MIA... **RUNS:** 2 – 6 times, last: 9/12/19 vs ATL... **DOUBLES:** 2 – 9/3/19 at CIN... **TRIPLES:** None... **HOME RUNS:** 1... **RBI:** 2 – 7 times, last: 9/28/19 vs MIA... **WALKS:** 2 – 2 times, last: 9/15/19 vs BOS... **STOLEN BASES:** 1... **HITTING STREAK:** 5 games – 9/19-23/19





## RHYS HOSKINS

1B

17

@rhys Hoskins

**B-T:** R-R

**HT:** 6-4; **WT:** 245

**OPENING DAY AGE:** 27

**BORN:** March 17, 1993, Sacramento, CA

**RESIDES:** Philadelphia, PA

**ML SERVICE:** 2 years, 53 days

**HOW OBTAINED:** Selected by Phillies in 5th round of June 2014 draft

### 2019

- Among all ML players, ranked 1st in pitches/PA (4.56) & pitches faced (3,218) and among all NL players was 1st in walks (116), T-5th in games (160) and 6th in times on base (256)
- Was selected as the Phillies nominee for the Roberto Clemente Award for the second consecutive season
- Had 116 walks; was just the 12th time in franchise history that a Phillie had more than 115 walks in a season
- Was the youngest Phillie to ever finish a season with more than 115 walks
- Became the first Phillie with a 25-HR/115-BB season since 2004 (Bobby Abreu)
- With a .903 OPS, became one of only five players in franchise history to post a .900 OPS or higher through 1,000 career plate appearances, joining Chuck Klein (1.043), Ryan Howard (1.025), Dick Allen (.949) and Lefty O'Doul (.934)
- Became the first player in franchise history with at least 60 HR and 145 walks through 1,000 career plate appearances
- Made his second career Opening Day roster; slugged his first career grand slam (Luke Jackson) on 3/28 vs ATL (was also his first career Opening Day HR)
- Was the first Phillie in franchise history to hit a grand slam on Opening Day at home
- Hit his 60th career HR on 4/27 vs MIA in his 229th game; became the second-fastest Phillie ever to reach the 60-HR plateau behind Ryan Howard (209 G) and the fifth-fastest player in ML history, trailing only Aaron Judge (197 G), Gary Sanchez (201 G), Howard and Ryan Braun (212 G)
- Had a career-high 4 hits on 5/7 at STL
- Became the first Phillies player with 20 HR before the All-Star break since 2013 (Domonic Brown); was the 23rd time in franchise history a player did so
- Was the first Phillie with at least 20 HR and 65 walks prior to the All-Star break since 2008 (Pat Burrell)
- Had 59 RBI and 68 walks before the All-Star break; prior to him (2018-19), the last two Phillies players to record at least 50 RBI and 50 walks before the All-Star break in consecutive seasons were Jim Thome (2003-04) and Bobby Abreu (2003-06)
- Hit his 75th career HR in his 308th game on 7/30 vs SF; became the third-fastest Phillie to hit 75 career HR, trailing only Ryan Howard (240 G) and Chuck Klein (278 G)
- Batted leadoff for the first time in his career, 8/14 vs CHI
- Was ejected on 8/31 vs NYM by home plate umpire Will Little (first career ejection)

### 2018

- Made his 1st Opening Day roster
- Ranked 1st in the NL in pitches/PA (4.42), T-4th in GA RBI (29), 7th in walks (87) & XBH (72), T-7th in HR (34), T-8th in doubles (38) and 10th in RBI (96)
- Was the Phillies nominee for the Hank Aaron Award and Roberto Clemente Award
- 18 of his 34 HR (52.9%) gave the Phillies a lead; was T-2nd in MLB with 18 go-ahead HR (most: OAK's Khris Davis, 21)
- Was one of five players in MLB with at least 70 XBH and 85 BB (also: Alex Bregman, Jose Ramirez, Matt Carpenter and Paul Goldschmidt)
- Reached 20 career HR in his 247th plate appearance, setting the franchise record for fewest career plate appearances to reach 20 homers
- With his single in the 1st inning on 4/27 vs ATL, he reached base safely in 50 of his first 100 PA of the season
- Became the first Phillie to post a .500 OBP or better through his first 100 PA of a season since 1989, when Von Hayes reached safely in 51 of his first 100 PA
- His 24 BB were tied for the most by a Phillie by the end of April (since 1913) with Bobby Abreu's 24 BB before the end of April 2006
- Was on the IL from 5/30-6/8 with a fractured jaw
- Homered in his first game back off the IL on 6/9 vs MIL
- Hit his 30th career HR, 6/27 vs NYY, in his 119th game, becoming the fastest Phillie ever to reach 30 career HR (next two fastest: Hall of Famer Chuck Klein in 132 games and Ryan Howard in 134 games)
- On 7/3 vs BAL, collected his 100th and 101st career RBI in his 124th game; it marked the fewest games to start a career with the Phillies to reach 100 RBI (since 1920, when RBI became an official stat), surpassing Chuck Klein (143 G, 1929)
- Reached base safely in a career-high 21 consecutive games, 7/10-8/4, posting a .427 OBP in that span
- Competed in the Home Run Derby at Nationals Park on 7/16; defeated MIL's Jesus Aguilar, 17-12, in the first round before falling in the semifinals to CHI's Kyle Schwarber, 21-20
- Became the first player in HR Derby history to hit 20 HR in the semifinals and his 37 total HR were the second-most HR by a Phillie in Derby history, trailing only Bobby Abreu in 2005 (41)
- Logged his third career multi-HR game, 7/26 at CIN; also had a career-high 3 XBH in that game
- Drew his 100th career walk, 8/4 vs MIA, in his 151st career game, becoming the fastest Phillie to reach 100 career walks in the modern era (previous: Don Hurst, 170 games, 1928-29)

- On 9/19 vs NYM, slugged the 50th HR of his career, doing so in his 192nd career game; became the second-fastest Phillie to 50 HR (fastest: Ryan Howard, 182 games) and the seventh-fastest in MLB history
- Made 149 starts: 133 in LF, 12 at 1st base and 4 as the designated hitter
- His .938 OPS (648 PA) was the second-best mark among all Phillies through the first 150 games of a career (dating to 1900), trailing only Hall of Famer Chuck Klein (1.041 OPS)
- Following the season, was part of the MLB Japan All-Star Series (2 HR, 3 RBI in 5 games)
- Started a 7-4-3 triple play, 8/27 vs CHI, becoming the first Phillies OF to do that since 10/2/64 at CIN (LF Alex Johnson to Bobby Wine to Tony Taylor to Vic Power)
- Collected his 25th RBI in his 19th career game, 8/28 vs ATL, 2nd-fewest games needed to reach 25 RBI among players who made their ML debut since RBI became an official statistic in 1920, behind CHI's Mandy Brooks (17 G)
- Clubbed his 18th career HR in his 34th game, 9/14 vs MIA, the fastest player to reach that many home runs in terms of games played in MLB history
- Became the first Phillies rookie to ever have multiple 3-game HR streaks in a season, and he did so in his first 16 ML games
- Made 50 ML starts: 29 in LF and 21 at 1st base
- Walked twice on the last day of the season, his 50th career game, giving him the most walks (39) by a Phillies player in his first 50 career games since 1928 (Don Hurst, 41 BB); the last MLB player with at least 39 walks in his first 50 career games was CLE's Carlos Santana, 2010-11 (also 39 BB)
- From 8/14 through the end of the season, among all MLB hitters, ranked 1st in pitches/PA (4.63) & pitches seen (907), T-1st in RBI (47), 2nd in HR (18), 3rd in walks (32), 4th in OPS (1.071), 5th in SLG (.662) and T-5th in TB (104)

## 2017

- Finished 4th in NL Rookie of the Year voting despite not making his ML debut until 8/10
- Among NL rookies, finished 5th in walks (37), 6th in HR (18) and 9th in RBI (48)
- His combined 139 RBI between MLB and MiLB were the most among all professional players and he finished 3rd in HR (47) behind Giancarlo Stanton (59) and Aaron Judge (52)
- Began the season with Lehigh Valley (AAA)
- Led the International League in RBI (91), OPS (.966), OBP (.385) & SLG (.581), ranked 2nd in runs (78) & XBH (57), 3rd in HR (29) & total bases (233) and 7th in AVG (.284) & walks (64)
- Named the MVP and Rookie of the Year of the IL
- Selected as an IL midseason and postseason All-Star, his third straight season with an All-Star selection (Eastern League in 2016, South Atlantic League in 2015)
- Started at 1st base for Team USA in the All-Star Futures Game (1-2), 7/9 at Marlins Park
- Set Lehigh Valley's single-season HR record
- Reached base safely in 101 of 115 triple-A games (88%), including 23 straight games, 4/8-5/2
- Had his contract selected on 8/10 and made his ML debut that night vs NYM in a start in LF (0-2, BB)
- At the time of his promotion, ranked 1st in the IL in HR (29), RBI (91), SLG (.581), XBH (57), runs (78) & total bases (233), T-1st in walks (64), 2nd in games (115) and 4th in OBP (.385)
- After making his ML debut on 8/10, led all NL rookies in HR (18), RBI (48), walks (35), OBP (.396), runs (37), SLG (.618), XBH (25) and TB (105)
- His 18 HR were the most by any player in MLB history who made his season debut 8/1 or later; previous record was held by Hall of Famer Ted Williams (13 in 1953)
- Won the NL Rookie of the Month Award for August (.304, 2 2B, 11 HR, 25 RBI, 12 BB, .402 OBP, .747 SLG, 1.149 OPS); led all MLB rookies in August in HR (11) and RBI (25)
- His 11 HR in August were the most by a rookie in a calendar month in Phillies history
- Became the 1st Phillie ever to reach 40 career RBI in 40 or fewer games and first MLB player since 2001 (Albert Pujols in 36 G)
- Collected his 1st ML hit (single off Chris Flexen) and RBI, 8/13 vs NYM
- Hit his first two career HR, 8/14 at SD, becoming the first Phillie to hit his first two career HR in one game since 8/21/96 (Scott Rolen at LAD)
- Had a 13-game hitting streak, 8/19-31 (.367 AVG, 8 HR, 20 RBI), which tied for the longest among NL rookies
- Tied a Phillies record by homering in 5 straight games, 8/23-27; became the 5th Phillie (only rookie) in club history to do it and first since 2008, when Chase Utley did it twice

## 2016

- Spent the entire season with Reading (AA)
- Won Eastern League Rookie of the Year
- Received the Paul Owens Award (along with Dylan Cozens) as the best players in the Phillies minor league system
- Selected as an EL midseason and postseason All-Star
- Finished 2nd among all minor league players in HR (38), 3rd in RBI (116) & total bases (282) and T-9th in XBH (65) & runs (95)
- Led the EL in OPS (.943), was T-1st in SF (9), 2nd in HR, RBI, XBH, SLG (.566), runs, total bases, walks (71) & games (135), T-4th in OBP (.377) and 5th in hits (140) & AB (498)



- Named Phillies Minor League Player of the Month for June (.351, 13 HR, 33 RBI) and was twice named Phillies Minor League Player of the Week: 5/16-22 and 6/6-12
- Selected as EL Player of the Month for June and Player of the Week, 6/6-12
- Named a *Baseball America* Double-A All-Star and Minor League All-Star
- Averaged 1 HR/13.11 AB
- Had a 19-game hitting streak, 4/10-5/2 (.293, 22-75, 5 HR, 18 RBI)
- Had 3 multi-HR games: 6/4, 7/5 and 8/4
- Played for Cibao in the Dominican Winter League

## 2015

- Led the Phillies minor league system in hits (159), 2B (36), HR (17), total bases (258), runs (86) and games (135), T-1st in RBI (90) and ranked 2nd in AVG (.319)
- Began the season with Lakewood (A)
- Named Phillies Minor League Player of the Month for May (.342, 23 RBI, 18 R, 11 XBH)
- Selected as a South Atlantic League midseason All-Star
- Batted .363 (33-91) with RISP before being promoted to Clearwater (A) on 6/25
- Reached base safely in 57 of 67 games with Clearwater (.394 OBP)

- Named Florida State League Player of the Week, 8/17-23
- Played winter ball for Sydney in the Australian Baseball League

## 2014

- Began his pro career with Williamsport (A)
- T-4th in New York-Penn League in games (70) and T-6th in HR (9) & RBI (40)
- Participated in Florida Instructional League

## PERSONAL

Rhys Dean Hoskins (pronounced REES)... Married Jayme Bermudez (11/9/19)... 2011 graduate of Jesuit High School (CA), where he played baseball, football and basketball... Attended California State University, Sacramento... Named 2014 Western Athletic Conference player of the year during his junior season... Was honored with the first Champion of Spirit Award at the Greater Philadelphia Muscular Dystrophy Association Black-N-Blue Ball in 2019... Recipient of the Phillies Community Service Award and club nominee for the Roberto Clemente Award in 2018 and 2019... **Hobbies:** Traveling, hiking, reading and playing with his dog, Rookie @ thelifefrookie on Instagram)... **Signed by:** Joey Davis.

## RHYS HOSKINS' CAREER STATISTICS

YEAR	CLUB	AVG	G	AB	R	H	2B	3B	HR	RBI	SH	SF	HP	BB	SO	SB	CS	OBP	SLG	OPS	E
2014	Williamsport	.237	70	245	30	58	15	0	9	40	0	1	6	21	54	3	3	.311	.408	.719	8
2015	Lakewood	.322	68	255	39	82	17	4	9	51	0	2	7	26	50	2	4	.397	.525	.922	4
	Clearwater	.317	67	243	47	77	19	2	8	39	0	2	3	29	49	2	0	.394	.510	.904	7
2016	Reading	.281	135	498	95	140	26	1	38	116	0	#9	11	71	125	8	3	.377	.566	*.943	14
2017	Lehigh Valley	.284	115	401	78	114	24	4	29	*91	0	5	5	64	75	4	2	*.385	*.581	*.966	8
	PHILLIES	.259	50	170	37	44	7	0	18	48	0	2	3	37	46	2	0	.396	.618	1.014	4
2018	PHILLIES	.246	153	558	89	137	38	0	34	96	0	5	9	87	150	5	3	.354	.496	.850	6
2019	PHILLIES	.226	160	570	86	129	33	5	29	85	0	6	11	*116	173	2	2	.364	.454	.819	9
<b>Minors Totals</b>		<b>.287</b>	<b>455</b>	<b>1642</b>	<b>289</b>	<b>471</b>	<b>101</b>	<b>11</b>	<b>93</b>	<b>337</b>	<b>0</b>	<b>19</b>	<b>32</b>	<b>211</b>	<b>353</b>	<b>19</b>	<b>12</b>	<b>.375</b>	<b>.532</b>	<b>.907</b>	<b>41</b>
<b>ML</b>	<b>Totals</b>	<b>.239</b>	<b>363</b>	<b>1298</b>	<b>212</b>	<b>310</b>	<b>78</b>	<b>5</b>	<b>81</b>	<b>229</b>	<b>0</b>	<b>13</b>	<b>23</b>	<b>240</b>	<b>369</b>	<b>9</b>	<b>5</b>	<b>.364</b>	<b>.494</b>	<b>.858</b>	<b>19</b>

\* League leader

# Tied for league lead

## HOSKINS' CAREER TRANSACTIONS

- Selected by Philadelphia in 5th round of June 2014 draft
- On injured list with a fractured jaw, May 30-June 8, 2018

## HOSKINS' CAREER FIELDING

POSITION	PCT	G	PO	A	E	TC	DP
First base	.993	202	1483	151	12	1646	137
Outfield	.976	165	279	7	7	293	0

## HOSKINS' GAME HIGHS

**HITS:** 4 – 5/7/19 at STL... **RUNS:** 3 – 4 times, last: 5/7/19 at STL... **DOUBLES:** 2 – 6 times, last: 9/8/19 at NYM... **TRIPLES:** 1... **HOME RUNS:** 2 – 5 times, last: 9/2/19 at CIN... **RBI:** 5 – 8/23/17 vs MIA... **WALKS:** 3 – 5 times, last: 8/24/19 at MIA... **STOLEN BASES:** 1... **HITTING STREAK:** 13 games – 8/19-31/17

## HOSKINS' NOTABLE HOMERS

**GRAND SLAMS:** 1 – 3/28/19 vs ATL (Luke Jackson)... **INSIDE-THE-PARK HR:** None... **LEADOFF HR:** None... **PINCH HR:** None... **WALK-OFF HR:** None



# SPENCER HOWARD

RHP

83

## NON-ROSTER INVITEE

**B-T:** R-R  
**HT:** 6-3; **WT:** 210  
**OPENING DAY AGE:** 23  
**BORN:** July 28, 1996, San Luis Obispo, CA  
**RESIDES:** Templeton, CA  
**HOW OBTAINED:** Selected by Phillies in 2nd round of June 2017 draft

2020 PHILLIES

### 2019

- Selected as an Organization All-Star by MiLB.com
- In 15 starts overall, posted a 2.03 ERA, 0.83 WHIP, had a .173 OPP AVG and averaged 11.92 SO/9.0 IP
- Posted the lowest WHIP among all Phillies minor league pitchers (min. 70.0 IP)
- Named Florida State League Pitcher of the Week, 7/8-14
- Was selected as Phillies Minor League Pitcher of the Week three times: 4/22-28, 7/8-14 and 8/5-11
- Began the season with Clearwater (A) and finished with Reading (AA)
- Was on the IL, 5/5-7/7, with right shoulder fatigue; included rehab assignments with Gulf Coast League Phillies West and East (R)
- Struck out 10 of the 20 batters he faced in his Reading debut, 7/26 at New Hampshire
- In a postseason start on 9/4 vs Trenton, struck out a professional-best 12 batters
- Following the season, pitched for Scottsdale in the Arizona Fall League, posting a 2.11 ERA (5 ER, 21.1 IP), .137 OPP AVG and 27 SO in six starts
- Following the season, named the No. 1 prospect and rated as having the best fastball in the Phillies minor league system by *Baseball America*; was also ranked the 27th-best prospect in baseball

- Twice selected as SAL Pitcher of the Week (4/23-29 and 6/25-7/1)
- Named Phillies Minor League Pitcher of the Week, 6/25-7/1
- Logged two 10-strikeout starts: 6/29 vs Hagerstown and 7/25 vs Greensboro
- On 9/7 vs Kannapolis in Game 2 of the SAL Northern Division Championship Series, tossed the third 9.0-inning no-hitter in BlueClaws history (first in the playoffs)
- His line from the no-hitter that helped Lakewood advance to the SAL Championship Series: W, 9.0 IP, BB, HB, 9 SO, 103 pitches
- Won a MiLB Award for "Best Performance" (both the fans' choice and MiLB.com staff choice) for his playoff no-hitter
- Following the season, named the No. 8 prospect in the Phillies minor league system by *Baseball America*

### 2017

- Began professional career with Williamsport (A)
- Named Phillies Minor League Pitcher of the Week, 8/21-27
- Earned first pro win on 8/23 (gm 2) vs Auburn
- Had a season-high 10 SO over 4.2 IP, 8/29 vs Auburn
- Averaged 12.71 SO/9.0 IP
- Held LHH to a .211 AVG (12-57) and RHH to a .217 AVG (10-46)
- Participated in Florida Instructional League

### 2018

- Led all Phillies minor league pitchers in SO
- Ranked T-1st in the South Atlantic League in SO, T-5th in wins and T-7th in starts & CG
- Led all qualifying SAL starting pitchers with an 11.81 SO/9.0 IP ratio
- Spent entire season with Lakewood (A)
- Named Phillies Minor League Co-Pitcher of the Month for April

### PERSONAL

Spencer Lee Howard... 2014 graduate of Templeton High School (CA)... Attended California Polytechnic State University, San Luis Obispo... **Hobbies:** Hiking, going to the beach, outdoor activities and playing video games with friends... **Signed by:** Shane Bowers.

## SPENCER HOWARD'S CAREER STATISTICS

YEAR	CLUB	W-L	ERA	G	GS	CG	SHO	SV	IP	H	R	ER	HR	HB	BB	SO	WP	BK	AVG
2017	Williamsport	1-1	4.45	9	9	0	0	0	28.1	22	15	14	0	2	18	40	5	3	.214
2018	Lakewood	9-8	3.78	23	23	1	0	0	112.0	101	52	47	6	0	40	#147	15	2	.240
2019	Clearwater	2-1	1.29	7	7	0	0	0	35.0	19	5	5	1	2	5	48	0	0	.162
	GCL Phillies-W	0-0	0.00	1	1	0	0	0	3.0	1	0	0	0	0	1	5	0	0	.100
	GCL Phillies-E	0-0	11.57	1	1	0	0	0	2.1	3	3	3	1	1	1	3	0	0	.300
	Reading	1-0	2.35	6	6	0	0	0	30.2	20	9	8	2	2	9	38	3	0	.180
<b>Minors Totals</b>		<b>13-10</b>	<b>3.28</b>	<b>47</b>	<b>47</b>	<b>1</b>	<b>0</b>	<b>0</b>	<b>211.1</b>	<b>166</b>	<b>84</b>	<b>77</b>	<b>10</b>	<b>7</b>	<b>74</b>	<b>281</b>	<b>23</b>	<b>5</b>	<b>.215</b>

# Tied for league lead

## HOWARD'S CAREER TRANSACTIONS

- Selected by Philadelphia in 2nd round of June 2017 draft



# TOMMY HUNTER

RHP

96

@tHunter29

**B-T:** R-R

**HT:** 6-3; **WT:** 250

**OPENING DAY AGE:** 33

**BORN:** July 3, 1986, Indianapolis, IN

**RESIDES:** Sarasota, FL

**ML SERVICE:** 10 years, 66 days

**HOW OBTAINED:** Signed by Phillies as a free agent, 12/15/17

## 2019

- Began the season on the 10-day IL with a right forearm strain
- Was reinstated on 6/28 after rehab assignments to Clearwater (A), 6/17-24, and Reading (AA), 6/25-27
- Made five scoreless appearances before being placed on the 10-day IL on 7/14 with a right forearm strain
- Transferred to the 60-day IL on 7/27 and missed the remainder of the season

## 2018

- Began the season on the 10-day IL (right hamstring strain); was activated on 4/22 after rehab assignments with Clearwater, 4/7-19, and Reading, 4/20-21
- His 6 straight games with a hold (5/5-16) were the most by a Phillies reliever since 2011 (Antonio Bastardo, 6)
- Did not walk a batter in 21 appearances from 5/8-6/28
- Earned his first save of the season on 6/10 vs MIL
- His 4 strikeouts on 6/30 vs WSH tied a career high as a reliever (other: 8/14/13 at ARI)
- Posted a 1.85 ERA (5 ER, 24.1 IP) and converted all 3 save opportunities from 7/30-9/18
- Made at least 60 appearances for the fourth time in his career and second consecutive season
- In 13 appearances after pitching the day before, had a 1.46 ERA (2 ER, 12.1 IP)
- Had a 1.69 ERA in the 8th inning (4 ER, 21.1 IP)

## 2017

- Made his fifth Opening Day roster (2012-15 with BAL)
- Set career bests in both ERA (2.61) and WHIP (0.97)
- Logged at least 60 appearances for the third time in his career (others: 2013-14)
- Held opponents to a .202 AVG (43-213)
- Posted a 1.71 ERA (8 ER, 42.0 IP) over his first 44 appearances of the season (4/4-8/15)
- Entered the game with TB tied or ahead in 51 of his 61 appearances, including each of his final 28
- Was on the IL with a right calf strain, 4/23-5/24; included a rehab assignment to Charlotte (A), 5/23-24
- Had 12 consecutive scoreless outings (11.1 IP), 6/21-7/23, the second-longest such stretch of his career (longest: 15)
- Retired 20 consecutive batters, 8/30-9/17, after retiring 16 consecutive batters, 7/26-8/3
- Collected his 500th career SO, 9/1 at CWS

## 2016

- Opened the season on the 15-day IL while recovering from surgery to repair a core muscle injury; was activated on 4/29 after a rehab assignment with Columbus (AAA)
- Made 21 appearances with CLE before returning to the injured list on 7/10 (fractured vertebrae)
- Released on 8/25 and signed by BAL on 8/28

- Posted a 2.19 ERA (3 ER, 12.0 IP) in 12 appearances with BAL
- Allowed just 1 HR in his 34.0 total innings pitched

## 2015

- Began the season with BAL
- Had a 2.38 ERA (11 ER, 41.2 IP) in 37 of his 39 games with BAL (7 ER in 3.0 IP in the other 2)
- Traded to CHI on 7/31

## 2014

- Began the season as BAL's closer, converting 11 of 17 save opportunities
- Earned a win and a save on the same day, 5/1 vs PIT in a doubleheader, becoming the first player to do so in two years (Jonathan Papelbon, 9/9/12)
- Was on the IL, 5/21-6/7 (left groin strain); included a rehab assignment to Delmarva (A)
- Posted a 1.77 ERA (9 ER, 45.2 IP) and held opponents to a .198 AVG in his final 43 appearances of the season

## 2013

- Made his second straight Opening Day roster
- Ranked 2nd among AL relievers and 4th among ML relievers in innings (86.1)
- Issued only 14 walks to 336 batters faced, the 7th-lowest walk rate among all relievers (4.2%)
- Held RHH to a .141 AVG (21-149) with no HR, whereas LHH batted .294 (50-170) with 11 HR
- Earned his first ML save, 4/20 vs LAD

## 2012

- Made his first career Opening Day roster and began the season in BAL's rotation
- Overall, made 20 starts, going 4-8 with a 5.71 ERA (74 ER, 116.2 IP) as a starter
- Had 5 stints with BAL and also made 4 starts and a relief appearance between Norfolk (AAA) and Bowie (AA)
- After being recalled from Bowie on 9/3, made 10 relief appearances and posted a 0.71 ERA (1 ER, 12.2 IP) through the end of the season

## 2011

- Began the season on the 15-day IL after suffering a right groin strain in a spring training start
- Made rehab appearances with Frisco (AA), 5/4-8, and Round Rock (AAA), 5/9-10 and 6/4-30, before being activated on 7/1
- Appeared in 8 games for TEX before being traded to BAL on 7/30
- Made 11 starts with BAL, his only starts of the season
- Tossed at least 6.0 innings in 9 of his 11 starts and walked 1 or none in 8 of them



**2010**

- Was on the IL with a left oblique strain to begin the season after sustaining the injury in ML spring training
- Activated from the IL on 4/28 and optioned to Oklahoma City (AAA)
- Did not allow a run in his first 3 starts with Oklahoma City
- Recalled on 6/5 and was in TEX's rotation for the remainder of the season
- Won a career-high 13 games
- Had 7 straight quality starts, 6/22-7/25

**2009**

- Spent the first month of the season in Frisco and was promoted to Oklahoma City on 5/2
- Posted a 2.53 ERA (12 ER, 42.2 IP) in 7 of his 8 starts (9 ER in 6.2 IP in the other)
- Was on the temporary inactive list, 6/1-5
- Recalled on 6/28 for the remainder of the season
- Earned his first ML win on his 23rd birthday, 7/3 vs TB (5.1 IP, 3 H, R, ER, 3 BB, 5 SO)
- Had a 2.26 ERA through his first 9 starts, the lowest by any TEX pitcher in history over his first 9 starts of a season
- Threw his first ML complete game, 9/13 vs SEA (gm 1)

**2008**

- Began the season at Bakersfield (A)
- Made 9 starts before being promoted to Frisco on 5/19

- Promoted again to Oklahoma City on 7/1 after posting a 3.78 ERA (22 ER, 52.1 IP) in 8 starts
- Had a 2.89 ERA (17 ER, 53.0 IP) in his 8 starts with Oklahoma City, including a 2.29 mark (5 ER, 19.2 IP) in his final 3 starts
- Had his contract selected on 8/1 and made his ML debut in a start that night vs TOR (5.0 IP, 8 H, 6 R, 6 ER, 2 HR, 2 BB, 4 SO)
- Was the 4th-youngest player to appear on an AL roster during the season at 22 years, 29 days

**2007**

- Made his pro debut with Spokane (A)
- Allowed 2 ER in his first 1.0 IP and then only 3 ER in his final 16.2 IP (1.62 ERA)

**PERSONAL**

Raymond Thomas Hunter... Married Ellen Cohara (1/4/14); has two sons, Henry (9/24/15) and Oliver (10/10/17)... Attended Cathedral High School (IN), where he played baseball and football... Attended the University of Alabama, where he was a starter and reliever in his two seasons... Was a freshman Second-Team All-American in 2006 and pre-season All-American entering the 2007 season... Earned a gold medal with the USA National Baseball Team in 2006... Was a two-time Junior Olympic judo champion... **Hobby:** Spending time outdoors with his family and golden retriever, Charlie... **Signed by:** Jeff Wood.

**TOMMY HUNTER'S CAREER STATISTICS**

YEAR	CLUB	W-L	ERA	G	GS	CG	SHO	SV	IP	H	R	ER	HR	HB	BB	SO	WP	BK	AVG
2007	Spokane	2-3	2.55	10	0	0	0	1	17.2	15	7	5	0	0	1	13	0	0	.221
2008	Bakersfield	5-4	3.55	9	9	0	0	0	58.1	63	26	23	6	2	8	50	4	0	.279
	Frisco	4-2	3.78	8	8	0	0	0	52.1	52	24	22	5	3	17	28	2	0	.267
	Oklahoma City	4-2	2.89	8	8	0	0	0	53.0	55	18	17	6	0	9	28	1	0	.264
	TEXAS	0-2	16.36	3	3	0	0	0	11.0	23	20	20	4	1	3	9	0	0	.404
2009	Frisco	1-0	4.98	5	3	0	0	0	21.2	30	15	12	1	0	4	16	1	0	.313
	Oklahoma City	3-2	3.83	8	8	0	0	0	49.1	53	25	21	5	2	16	35	0	0	.280
	TEXAS	9-6	4.10	19	19	1	0	0	112.0	113	55	51	13	2	33	64	6	1	.259
2010	Oklahoma City	1-2	4.05	6	6	0	0	0	26.2	28	12	12	2	0	11	14	0	0	.283
	TEXAS	13-4	3.73	23	22	1	0	0	128.0	126	55	53	21	3	33	68	1	0	.255
2011	Frisco - a	0-0	4.50	1	0	0	0	0	4.0	3	2	2	1	1	1	5	0	0	.231
	Round Rock - a	2-2	5.06	8	5	0	0	1	26.2	37	17	15	2	1	3	16	0	0	.322
	TEXAS	1-1	2.93	8	0	0	0	0	15.1	12	6	5	1	0	5	10	0	0	.218
	BALTIMORE	3-3	5.06	12	11	0	0	0	69.1	88	44	39	11	4	10	35	0	0	.304
	TEX/BAL	4-4	4.48	20	11	0	0	0	84.2	100	50	44	12	4	15	45	0	0	.291
2012	BALTIMORE	7-8	5.45	33	20	0	0	0	133.2	161	85	81	32	4	27	77	0	1	.302
	Norfolk	2-1	4.66	3	3	1	0	0	19.1	20	10	10	2	0	5	14	0	0	.267
	Bowie	1-0	0.00	2	1	1	1	1	10.0	3	0	0	0	0	1	6	0	0	.091
2013	BALTIMORE	6-5	2.81	68	0	0	0	4	86.1	71	28	27	11	2	14	68	0	0	.223
2014	BALTIMORE	3-2	2.97	60	0	0	0	11	60.2	55	22	20	4	1	12	45	2	0	.244
	Delmarva - a	0-0	0.00	1	0	0	0	0	1.0	0	0	0	0	1	0	2	0	0	.000
2015	BALTIMORE	2-2	3.63	39	0	0	0	0	44.2	41	19	18	3	1	11	32	2	0	.250
	CHICAGO (NL)	2-0	5.74	19	0	0	0	1	15.2	20	10	10	4	0	3	15	0	0	.303
2016	Columbus - a	2-1	3.00	14	2	0	0	1	15.0	14	5	5	2	0	2	10	0	0	.241
	CLEVELAND	2-2	3.74	21	0	0	0	0	21.2	21	10	9	1	2	5	17	0	0	.256
	BALTIMORE	0-0	2.19	12	0	0	0	0	12.1	14	3	3	0	0	3	6	0	0	.304
	CLE/BAL	2-2	3.18	33	0	0	0	0	34.0	35	13	12	1	2	8	23	0	0	.273
2017	TAMPA BAY	3-5	2.61	61	0	0	0	1	58.2	43	18	17	6	1	14	64	2	0	.202
	Charlotte - a	0-0	18.00	1	1	0	0	0	1.0	3	2	2	0	0	0	3	1	0	.429
2018	Clearwater - a	0-0	0.00	1	0	0	0	0	1.1	1	0	0	0	0	1	1	0	0	.200
	Reading - a	0-0	0.00	1	0	0	0	0	1.0	0	0	0	0	0	0	2	0	0	.000
	PHILLIES	5-4	3.80	65	0	0	0	4	64.0	65	28	27	6	3	15	51	1	0	.260
2019	Clearwater - a	0-0	3.00	3	2	0	0	0	3.0	1	1	1	1	0	0	4	0	0	.100
	Reading - a	0-0	0.00	1	1	0	0	0	2.0	2	0	0	0	0	0	2	0	0	.333
	PHILLIES	0-0	0.00	5	0	0	0	0	5.1	2	0	0	0	0	0	5	0	0	.111
	<b>Minors Totals</b>	<b>27-19</b>	<b>3.64</b>	<b>90</b>	<b>57</b>	<b>2</b>	<b>1</b>	<b>4</b>	<b>363.1</b>	<b>380</b>	<b>164</b>	<b>147</b>	<b>33</b>	<b>10</b>	<b>79</b>	<b>249</b>	<b>9</b>	<b>0</b>	<b>.270</b>
	<b>AL Totals</b>	<b>49-40</b>	<b>4.10</b>	<b>359</b>	<b>75</b>	<b>2</b>	<b>0</b>	<b>16</b>	<b>753.2</b>	<b>768</b>	<b>365</b>	<b>343</b>	<b>107</b>	<b>21</b>	<b>170</b>	<b>495</b>	<b>13</b>	<b>2</b>	<b>.263</b>
	<b>NL Totals</b>	<b>7-4</b>	<b>3.92</b>	<b>89</b>	<b>0</b>	<b>0</b>	<b>0</b>	<b>5</b>	<b>85.0</b>	<b>87</b>	<b>38</b>	<b>37</b>	<b>10</b>	<b>3</b>	<b>18</b>	<b>71</b>	<b>1</b>	<b>0</b>	<b>.260</b>
	<b>ML Totals</b>	<b>56-44</b>	<b>4.08</b>	<b>448</b>	<b>75</b>	<b>2</b>	<b>0</b>	<b>21</b>	<b>838.2</b>	<b>855</b>	<b>403</b>	<b>380</b>	<b>117</b>	<b>24</b>	<b>188</b>	<b>566</b>	<b>14</b>	<b>2</b>	<b>.263</b>

a - Rehab assignment

## HUNTER'S DIVISION SERIES STATISTICS

YEAR	CLUB, OPP	W-L	ERA	G	GS	CG	SHO	SV	IP	H	R	ER	HR	HB	BB	SO	WP	BK	AVG
2010	TEX, TB	0-1	4.50	1	1	0	0	0	4.0	6	3	2	0	0	0	7	0	0	.333
2012	BAL, NYY	0-0	0.00	2	0	0	0	0	1.1	0	0	0	0	0	0	1	0	0	.000
2014	BAL, DET	0-0	0.00	1	0	0	0	0	1.0	2	0	0	0	0	1	1	0	0	.400
<b>DS</b>	<b>Totals</b>	<b>0-1</b>	<b>2.84</b>	<b>4</b>	<b>1</b>	<b>0</b>	<b>0</b>	<b>0</b>	<b>6.1</b>	<b>8</b>	<b>3</b>	<b>2</b>	<b>0</b>	<b>0</b>	<b>1</b>	<b>9</b>	<b>0</b>	<b>0</b>	<b>.296</b>

## HUNTER'S LEAGUE CHAMPIONSHIP SERIES STATISTICS

YEAR	CLUB, OPP	W-L	ERA	G	GS	CG	SHO	SV	IP	H	R	ER	HR	HB	BB	SO	WP	BK	AVG
2010	TEX, NYY	0-0	8.10	1	1	0	0	0	3.1	5	3	3	1	1	0	5	0	1	.333
2014	BAL, KC	0-0	0.00	1	0	0	0	0	0.2	1	0	0	0	0	0	0	0	0	1.000
<b>LCS</b>	<b>Totals</b>	<b>0-0</b>	<b>6.75</b>	<b>2</b>	<b>1</b>	<b>0</b>	<b>0</b>	<b>0</b>	<b>4.0</b>	<b>6</b>	<b>3</b>	<b>3</b>	<b>1</b>	<b>1</b>	<b>0</b>	<b>5</b>	<b>0</b>	<b>1</b>	<b>.375</b>

## HUNTER'S WORLD SERIES STATISTICS

YEAR	CLUB, OPP	W-L	ERA	G	GS	CG	SHO	SV	IP	H	R	ER	HR	HB	BB	SO	WP	BK	AVG
2010	TEX, SF	0-1	4.50	1	1	0	0	0	4.0	5	2	2	1	0	1	1	0	0	.294

## HUNTER'S MAJOR LEAGUE HITTING TOTALS

	AVG	AB	R	H	2B	3B	HR	RBI	SH	SF	HP	BB	SO	SB	CS	E
2018	.000	1	0	0	0	0	0	0	0	0	0	0	0	0	0	2
<b>Career</b>	<b>.000</b>	<b>4</b>	<b>0</b>	<b>0</b>	<b>0</b>	<b>0</b>	<b>0</b>	<b>0</b>	<b>0</b>	<b>0</b>	<b>0</b>	<b>0</b>	<b>2</b>	<b>0</b>	<b>0</b>	<b>11</b>

## HUNTER'S CAREER TRANSACTIONS


- Selected by Tampa Bay Devil Rays in 18th round of June 2005 draft, but did not sign
- Selected by Texas Rangers in 1st round (54th overall) of June 2007 draft
- On injured list with a left oblique strain, March 26-April 27, 2010
- On injured list with a right groin strain, March 25-June 30, 2011; included a rehab assignment to Frisco, May 4-8, and Round Rock, May 9-10 and June 4-30
- Traded to Baltimore Orioles with Chris Davis (1b) for Koji Uehara (rhp), July 30, 2011
- On injured list with a left groin strain, May 21-June 7, 2014; included a rehab assignment to Delmarva, June 7
- Traded to Chicago Cubs for Junior Lake (of), July 31, 2015
- Signed by Cleveland Indians as a free agent, February 16, 2016
- On injured list recovering from surgery to repair a core muscle injury, March 25-April 28, 2016; included a rehab assignment to Columbus, April 7-28
- On injured list with a fractured vertebrae, July 10-August 24, 2016
- Signed by Baltimore Orioles as a free agent, August 28, 2016
- Signed by Tampa Bay Rays as a minor league free agent, February 17, 2017
- On injured list with a right calf strain, April 23-May 24, 2017; included a rehab assignment to Charlotte, May 23-24
- Signed by Philadelphia as a free agent, December 15, 2017
- On injured list with a right hamstring strain, March 26-April 21, 2018; included rehab assignments to Clearwater, April 17-19, and Reading, April 20-21
- On injured list with a right forearm strain, March 25-June 28, 2019; included rehab assignments to Clearwater, June 17-24 and Reading, June 25-27
- On injured list with a right forearm strain, July 14, 2019 through the end of the season

## HUNTER'S CAREER FIELDING

POSITION	PCT	G	PO	A	E	TC	DP
Pitcher	.934	448	50	105	11	166	10

## HUNTER'S GAME HIGHS

**LOW-HIT CG:** 5 – 6/5/10 vs TB... **STRIKEOUTS:** 8 – 2 times, last: 4/18/12 at CWS... **WALKS:** 4 – 3 times, last: 4/18/12 at CWS...  
**LONGEST OUTING:** 9.0 inn. – 2 times, last: 6/5/10 vs TB... **WINNING STREAK:** 8 games – 6/5-7/25/10... **LOSING STREAK:** 4 games – 7/23-8/22/12... **SCORELESS STREAK:** 16.0 inn. – 4/12-5/15/13



# COLE IRVIN

LHP

47

@Swirvin\_irvin19

**B-T:** L-L

**HT:** 6-4; **WT:** 217

**OPENING DAY AGE:** 26

**BORN:** January 31, 1994, Anaheim, CA

**RESIDES:** Yorba Linda, CA

**ML SERVICE:** 62 days

**HOW OBTAINED:** Selected by Phillies in 5th round of June 2016 draft

2020 PHILLIES

## 2019

- Began season with Lehigh Valley (AAA) and had his contract selected by PHI on 5/12
- Made his ML debut, 5/12 at KC, 13 years to the day after Cole Hamels made his ML debut – they are the only two “Coles” to ever play for the Phillies
- Allowed five hits and one walk in both of his first two career starts, becoming the first Phillie since the current mound distance was established in 1893 to allow five or fewer hits and one or no walks in each of his first two career games (both starts)
- Overall, had five different stints with the Phillies
- Recorded his first career save (and first pro save at any level) on 7/19 at PIT (2.0 IP)
- Named Phillies Minor League Pitcher of the Week, 8/19-25
- Walked one or none in 14 of his 16 ML outings and 12 of 17 in the minors, averaging 1.80 BB/9.0 IP (27 BB, 135.1 IP) between the two levels
- In his final stint with PHI in September, posted a 0.73 ERA (1 ER, 12.1 IP), held opponents to a .190/.244/.214 slash line and averaged only 12.3 pitches per inning

- Went 7-2 with a 2.17 ERA (18 ER, 74.2 IP) from May-June
- Tossed a shutout on 8/1 at Buffalo
- Went 5-1 with a 1.41 ERA (6 ER, 38.1 IP) in August
- Allowed 1 ER or none in 14 of his 25 starts

## 2017

- Began the season with Clearwater (A)
- Selected as a Florida State League midseason All-Star
- Named Phillies Minor League Pitcher of the Week, 6/19-25
- Promoted to Reading (AA) on 6/28 for the remainder of the season
- Had a professional-high 10 strikeouts, 7/20 vs Erie (6.1 IP)
- Held LHH to a .148 AVG with Reading
- Posted a 3.25 ERA (29 ER, 80.1 IP) in 12 of his 13 starts with Reading; allowed 9 ER in 4.0 IP in the other start
- Pitched at least 6.0 innings in 19 of his combined 24 starts

## 2016

- Began his pro career with Williamsport (A)
- Allowed 2 ER or fewer in all 7 starts and did not allow a run in each of his 3 relief appearances
- Participated in Florida Instructional League

## 2018

- Spent season with Lehigh Valley
- Selected as the International League Most Valuable Pitcher and an IL midseason and postseason All-Star
- Selected as a *Baseball America* triple-A All-Star
- Led the IL in ERA (2.57), WHIP (1.05) & wins (14), was 2nd in innings (161.1), 3rd in strikeouts (131) and T-4th in starts (25)
- Also led all Phillies minor leaguers in innings and wins
- Named IL Pitcher of the Week, 5/7-13 and 6/4-10 and Phillies Minor League Co-Pitcher of the Week, 5/7-13
- Struck out 10 batters in 5.0 IP in his first start of the season, 4/9 at Scranton/Wilkes-Barre

## PERSONAL

Cole Rj Irvin... 2012 graduate of Servite High School (CA)... 2016 graduate of the University of Oregon... Honored as a 2013 First-Team Freshman All-American by Louisville Slugger, *Baseball America* and Perfect Game... Underwent Tommy John surgery prior to his sophomore 2014 season... Named First-Team All-Pac-12 following his senior season in 2016... His grandfather, Roy Irvin, played basketball at the University of Southern California from 1952-54... **Hobbies:** Fly fishing, hunting, surfing, music production, ping-pong and golf... **Signed by:** Hilton Richardson.

## COLE IRVIN'S CAREER STATISTICS

YEAR	CLUB	W-L	ERA	G	GS	CG	SHO	SV	IP	H	R	ER	HR	HB	BB	SO	WP	BK	AVG
2016	Williamsport	5-1	1.97	10	7	0	0	0	45.2	36	16	10	2	2	8	37	3	0	.209
2017	Clearwater	4-6	2.55	12	11	0	0	0	67.0	68	26	19	2	2	14	52	4	0	.265
	Reading	5-3	4.06	13	13	0	0	0	84.1	72	41	38	12	5	24	66	1	0	.228
2018	Lehigh Valley	*14-4	*2.57	26	25	1	1	0	161.1	135	51	46	11	3	35	131	4	0	.227
2019	Lehigh Valley	6-1	3.94	17	16	0	0	0	93.2	113	46	41	13	2	14	65	2	0	.297
	PHILLIES	2-1	5.83	16	3	0	0	1	41.2	45	28	27	7	3	13	31	1	0	.278
<b>Minors Totals</b>		<b>34-15</b>	<b>3.07</b>	<b>78</b>	<b>72</b>	<b>1</b>	<b>1</b>	<b>0</b>	<b>452.0</b>	<b>424</b>	<b>180</b>	<b>154</b>	<b>40</b>	<b>14</b>	<b>95</b>	<b>351</b>	<b>14</b>	<b>0</b>	<b>.246</b>
<b>ML</b>	<b>Totals</b>	<b>2-1</b>	<b>5.83</b>	<b>16</b>	<b>3</b>	<b>0</b>	<b>0</b>	<b>1</b>	<b>41.2</b>	<b>45</b>	<b>28</b>	<b>27</b>	<b>7</b>	<b>3</b>	<b>13</b>	<b>31</b>	<b>1</b>	<b>0</b>	<b>.278</b>

\* League leader

## IRVIN'S MAJOR LEAGUE HITTING TOTALS

	AVG	AB	R	H	2B	3B	HR	RBI	SH	SF	HP	BB	SO	SB	CS	E
2019/Career	.167	6	1	1	0	0	0	0	0	0	0	2	2	0	0	2

## IRVIN'S CAREER TRANSACTIONS

- Selected by Toronto Blue Jays in 29th round of June 2012 draft, but did not sign
- Selected by Pittsburgh Pirates in 32nd round of June 2015 draft, but did not sign
- Selected by Philadelphia in 5th round of June 2016 draft

## IRVIN'S CAREER FIELDING

POSITION	PCT	G	PO	A	E	TC	DP
Pitcher	.778	16	3	2	2	9	0

## IRVIN'S GAME HIGHS

**LOW-HIT CG:** N/A... **SHUTOUTS:** N/A... **STRIKEOUTS:** 6 – 5/22/19 at CHI... **WALKS:** 3 – 2 times, last: 7/26/19 vs ATL... **LONGEST OUTING:** 7.0 inn. – 5/12/19 at KC... **WINNING STREAK:** 2 games – 5/12-17/19... **LOSING STREAK:** N/A... **SCORELESS STREAK:** 8.1 inn. – 7/26-9/15/19

## PHILLIES WHO PLAYED COLLEGE BASEBALL (40-MAN ROSTER)

Player	College
Jake Arrieta	Texas Christian University
Garrett Cleavinger	University of Oregon
Austin Davis	California State University, Bakersfield
Kyle Garlick	California Polytechnic State University, Pomona
Bryce Harper	College of Southern Nevada
Adam Haseley	University of Virginia
Rhys Hoskins	Sacramento State - California State University, Sacramento
Tommy Hunter	University of Alabama
Cole Irvin	University of Oregon
Scott Kingery	University of Arizona
Andrew Knapp	University of California, Berkeley
Reggie McClain	State College of Florida and University of Missouri
Adam Morgan	University of Alabama
Aaron Nola	Louisiana State University
Nick Pivetta	New Mexico Junior College
David Robertson	University of Alabama
JoJo Romero	Yavapai College (AZ)
Robert Stock	University of Southern California



# DAMON JONES

LHP

68

## NON-ROSTER INVITEE

**B-T:** L-L

**HT:** 6-5; **WT:** 233

**OPENING DAY AGE:** 25

**BORN:** September 30, 1994, Twin Falls, ID

**RESIDES:** East Puyallup, WA

**HOW OBTAINED:** Selected by Phillies in 18th round of June 2017 draft

2020 PHILLIES

### 2019

- Led all Phillies minor league pitchers in SO (152)
- Selected as a Florida State League midseason All-Star
- Named Phillies Minor League Pitcher of the Week three times: 4/15-21, 5/27-6/2 and 6/10-16
- In 23 starts overall, posted a 2.91 ERA and held opposing hitters to a .186 AVG
- Averaged 11.97 SO/9.0 IP (152 SO, 114.1 IP)
- Began season with Clearwater (A)
- Was promoted to Reading (AA) in mid-June and finished the year with Lehigh Valley (AAA)
- Logged 3 double-digit strikeout games (2 with Clearwater and 1 with Reading)

- Averaged 9.77 SO/9.0 IP

- Limited RHH to a .228 AVG (69-303)

- Started Game 1 of the SAL Championship Series on 9/10 at Lexington

### 2017

- Began his professional career with Williamsport (A)
- Earned first pro win, 8/17 at Auburn
- Averaged 13.15 SO/9.0 IP
- Participated in Florida Instructional League

### 2018

- Ranked T-3rd in the South Atlantic League in wins (10), 8th in SO (123) and 10th in ERA (3.41)
- Spent entire season with Lakewood (A)
- Posted a 2.05 ERA (13 ER, 57.0 IP) in 11 starts prior to the All-Star break

### PERSONAL

Damon Jones... Engaged to Rachel Hansen; has a daughter, Charlotte (8/19/19)... Attended Twin Falls High School (ID) and Washington State University... **Hobbies:** Watching college football, hunting, golfing and playing basketball... **Signed by:** Hilton Richardson.

### DAMON JONES' CAREER STATISTICS

YEAR	CLUB	W-L	ERA	G	GS	CG	SHO	SV	IP	H	R	ER	HR	HB	BB	SO	WP	BK	AVG
2017	Williamsport	2-3	4.85	13	0	0	0	3	26.0	23	14	14	0	3	20	38	7	0	.240
2018	Lakewood	10-7	3.41	23	22	0	0	0	113.1	105	53	43	7	4	50	123	18	0	.247
2019	Clearwater	4-3	1.54	11	11	0	0	0	58.1	38	14	10	3	3	24	88	6	0	.188
	Reading	1-0	0.82	4	4	0	0	0	22.0	9	2	2	0	1	9	31	1	0	.129
	Lehigh Valley	0-1	6.62	8	8	0	0	0	34.0	27	25	25	4	6	26	33	3	0	.214
<b>Minors Totals</b>		<b>17-14</b>	<b>3.34</b>	<b>59</b>	<b>45</b>	<b>0</b>	<b>0</b>	<b>3</b>	<b>253.2</b>	<b>202</b>	<b>108</b>	<b>94</b>	<b>14</b>	<b>17</b>	<b>129</b>	<b>313</b>	<b>35</b>	<b>0</b>	<b>.220</b>

### JONES' CAREER TRANSACTIONS

- Selected by Philadelphia in 18th round of June 2017 draft



# TREVOR KELLEY

RHP

67

## NON-ROSTER INVITEE

@TrevorKelley44

**B-T:** R-R

**HT:** 6-2; **WT:** 210

**OPENING DAY AGE:** 26

**BORN:** October 20, 1993, Providence, RI

**RESIDES:** Wilmington, NC

**ML SERVICE:** 28 days

**HOW OBTAINED:** Claimed off waivers from Boston Red Sox, 12/2/19

### 2019

- Spent majority of the season with Pawtucket (AAA)
- Was named an International League midseason and postseason All-Star and a *Baseball America* triple-A All-Star
- Led the IL in appearances (52) and was T-1st in saves (12)
- Was 7th among IL relievers in innings (65.1), and among all IL relievers with at least 50.0 IP was first in ERA (1.79)
- Had his contract selected by BOS on 7/2 and made his ML debut that day at TOR
- Optioned to Pawtucket on 7/3 and recalled again on 9/4 for the remainder of the season

### 2018

- Made his first 22 appearances with Portland (AA) and was shuttled between there and Pawtucket for the remainder of the season
- Pitched at least 2.0 innings in 13 of his 41 total outings
- Combined to post a 2.88 ERA (18 ER, 56.1 IP) between the two levels

### 2017

- Began season with Salem (A), converting all seven of his save opportunities and recording 19 scoreless outings in 22 appearances

- Named a Carolina League midseason All-Star
- Allowed only two homers all season, including none in 26 consecutive outings from 5/19-9/1
- Named BOS' Minor League Pitcher of the Month for June
- Promoted to Portland on 7/4 for the remainder of the season

### 2016

- Spent majority of the season with Greenville (A), where he had an 8.00 SO/BB ratio
- Was on the IL with left elbow cellulitis, 8/24-9/1
- Was promoted to Salem for his final appearance of the season
- 12 of his final 13 appearances were scoreless

### 2015

- Began pro career with Gulf Coast League Red Sox (R)
- Promoted to Lowell (A) on 7/18 for the remainder of the season

### PERSONAL

Trevor Michael Kelley... Married, wife's name is Jamie... Graduate of Ashley High School (NC)... Attended the University of North Carolina at Chapel Hill... **Signed by:** Todd Gold.

## TREVOR KELLEY'S CAREER STATISTICS

YEAR	CLUB	W-L	ERA	G	GS	CG	SHO	SV	IP	H	R	ER	HR	HB	BB	SO	WP	BK	AVG
2015	GCL Red Sox	0-0	1.29	6	0	0	0	3	7.0	5	1	1	0	0	2	8	0	0	.208
	Lowell	1-3	4.50	12	0	0	0	1	18.0	20	9	9	1	3	8	20	3	0	.282
2016	Greenville	1-3	1.93	21	0	0	0	3	37.1	34	9	8	2	1	5	40	0	1	.233
	Salem	0-0	0.00	1	0	0	0	0	2.0	0	0	0	0	0	0	3	0	0	.000
2017	Salem	1-0	1.34	22	0	0	0	7	33.2	23	5	5	1	0	8	32	2	0	.198
	Portland	1-1	3.62	16	0	0	0	0	27.1	28	12	11	1	2	7	17	1	0	.267
2018	Portland	1-2	3.82	28	0	0	0	5	33.0	31	17	14	1	1	13	25	3	0	.254
	Pawtucket	1-1	1.54	13	0	0	0	1	23.1	21	6	4	1	0	9	20	3	0	.247
2019	Pawtucket	5-5	1.79	*52	0	0	0	#12	65.1	51	18	13	8	6	21	63	4	0	.261
	BOSTON	0-3	8.64	10	0	0	0	0	8.1	9	8	8	2	0	5	6	2	0	.290
<b>Minors Totals</b>		<b>11-15</b>	<b>2.37</b>	<b>171</b>	<b>0</b>	<b>0</b>	<b>0</b>	<b>32</b>	<b>247.0</b>	<b>213</b>	<b>77</b>	<b>65</b>	<b>15</b>	<b>13</b>	<b>73</b>	<b>228</b>	<b>16</b>	<b>1</b>	<b>.234</b>
<b>ML</b>	<b>Totals</b>	<b>0-3</b>	<b>8.64</b>	<b>10</b>	<b>0</b>	<b>0</b>	<b>0</b>	<b>0</b>	<b>8.1</b>	<b>9</b>	<b>8</b>	<b>8</b>	<b>2</b>	<b>0</b>	<b>5</b>	<b>6</b>	<b>2</b>	<b>0</b>	<b>.290</b>

\* League leader

# Tied for league lead

## KELLEY'S CAREER TRANSACTIONS

- Selected by Boston Red Sox in 36th round of June 2015 draft
- Claimed off waivers by Philadelphia, December 2, 2019

## KELLEY'S CAREER FIELDING

POSITION	PCT	G	PO	A	E	TC	DP
Pitcher	1.000	10	0	1	0	1	0

## KELLEY'S GAME HIGHS

**LOW-HIT CG:** N/A... **SHUTOUTS:** N/A... **STRIKEOUTS:** 3 – 9/11/19 at TOR... **WALKS:** 2 – 2 times, last: 9/20/19 at TB... **LONGEST OUTING:** 1.2 inn. – 9/1/19 at TOR... **WINNING STREAK:** N/A... **LOSING STREAK:** 3 games – 9/11/19-current... **SCORELESS STREAK:** 3.0 inn. – 9/7-11/19





# SCOTT KINGERY

INF/OF 4

@ScottyJep4x

**B-T:** R-R

**HT:** 5-10; **WT:** 180

**OPENING DAY AGE:** 25

**BORN:** April 29, 1994, Phoenix, AZ

**RESIDES:** Tampa, FL

**ML SERVICE:** 2 years

**HOW OBTAINED:** Selected by Phillies in 2nd round of June 2015 draft

**CONTRACT STATUS:** Signed a six-year contract on 3/25/18, taking him through 2023 with club options for 2024, 2025 and 2026

## 2019

- Made his second career Opening Day roster
- Was the only hitter in MLB with at least 57 XBH in 500 plate appearances or fewer
- Collected a career-high 5 RBI on 4/16 vs NYM
- Was on the IL with a right hamstring strain from 4/20-5/18; included rehab assignments to Lakewood (A), 5/13-15, and Reading (AA), 5/16-18
- Made his first career start in CF, 5/19 vs COL
- On 6/10 vs ARI, recorded his first career multi-HR game and had a career-high 3 XBH
- His 17 XBH in June ranked T-5th in MLB; became the first Phillies player with 17 XBH in a calendar month since May 2013 (Domonic Brown, 17)
- Started 4 straight games, 7/13-16, at different positions (LF on 7/13, 2nd base on 7/14, CF on 7/15 and SS on 7/16); was the first Phillies player to start 4 straight games at different positions since Cookie Rojas, 7/22-25/64 (2nd base-LF-SS-CF)
- Hit his first career inside-the-park HR, 9/10 vs ATL (Max Fried)
- Slugged 2 leadoff HR: 6/25 vs NYM (Walker Lockett) and 7/5 at NYM (Jacob deGrom)
- Became the first Phillie with multiple HR at 3 different fielding positions in a season since Mariano Duncan in 1994 (4 HR at 2nd base, 2 HR at 3rd base and 2 HR at SS)
- Made 115 starts: 57 in CF, 37 at 3rd base, 12 at SS, 6 at 2nd base and 3 in LF
- Collected 57 XBH (34 2B, 4 3B, 19 HR) in 126 games and 500 PA after collecting 33 XBH in 147 games and 484 PA in 2018

## 2018

- Among all NL rookies, ranked T-3rd in SB (10), 4th in doubles (23), 5th in hits (102) & runs (55), T-5th in multi-hit games (23), 6th in XBH (33), 7th in TB (153) and T-8th in walks (24)
- The Phillies went 36-13 when he scored a run and 18-7 when he collected at least 1 RBI in a game
- Made his ML debut as a starter at 3rd base on 3/30 at ATL and singled off Mike Foltynewicz for his first career hit
- Collected 2 doubles on 3/31 at ATL, his first ML extra-base hits
- Collected his first career walk and run on 4/5 vs MIA and his first ML start in the outfield that same day (RF)
- Became the first MLB player in the modern era (since 1900) to hit his first career home run, grand slam and walk-off RBI in 3 straight games (no order of achievements)
- Notched his first ML RBI, 4/7 vs MIA
- Hit his first career HR, 4/9 vs CIN (Cody Reed)

- Slugged his first ML grand slam on 4/10 in the 8th inning vs CIN (Tanner Rainey)
- Collected his first career walk-off RBI, 4/11 vs CIN (sac fly in 12th inning)
- On 4/11 vs CIN, registered his first career OF assist; became first Phillie with an OF assist & walk-off RBI in the same game since Shane Victorino (9/3/06 vs ATL, gm 1)
- Had the most hits (75) by a Phillies rookie prior to the All-Star break since 2001, when Jimmy Rollins had 98
- Made his first professional pitching appearance on 8/16 vs NYM (gm 1)
- Made 116 starts: 101 at SS, 8 at 3rd base, 3 in LF, 2 at 2nd base and 2 in RF

## 2017

- Won the Paul Owens Award as the best player in the Phillies minor league system
- Won the minor league Rawlings Gold Glove Award for 2nd base
- Among all minor league players, ranked 4th in total bases (288), T-4th in runs (103) and T-9th in XBH (63)
- Was the only player at the major or minor league level to have 25 HR and 25 SB
- Was a non-roster invitee to ML spring training
- Began the season with Reading
- Did not make an error through his first 35 games of the season, 4/7-5/19, or in his final 47 games (including playoffs), 7/17-9/4
- Was named Phillies Minor League Defender of the Month in April, and again in August
- Named Eastern League Player of the Month and Phillies Minor League Hitter of the Month for May (.325, 7 2B, 3 3B, 3 HR, 10 RBI)
- Was promoted to Lehigh Valley (AAA) on 6/26
- At the time of his promotion, led the EL in runs (62) & SLG (.608), T-1st in HR (18), ranked 2nd in SB (19) and 7th in AVG (.313)
- Played for Team USA in the All-Star Futures Game (0-1), 7/9 at Marlins Park
- Had a 16-game hitting streak, 7/14-30 (.314, 2 2B, 3B, HR, 7 RBI)
- Led the International League and set a Lehigh Valley record with a 23-game hitting streak, 8/2-25 (.320, 6 2B, 2 3B, 3 HR, 5 RBI)
- Became the 1st player in Lehigh Valley history to lead off the game with an inside-the-park HR, 8/19 at Charlotte
- Had the first 3 multi-HR games of his professional career
- Combined, batted .304 (165-543), 29 2B, 8 3B, 26 HR, 65 RBI, 41 BB, 29 SB, .359 OBP, .889 OPS in 13 games between both levels
- Following the season, was named by *Baseball America* as the 3rd-best prospect in the Phillies minor league system, 31st-best prospect in baseball and top 2nd base prospect



## 2016

- Began the season with Clearwater (A)
- Led all Phillies minor leaguers in hits (149) and at-bats (531)
- Selected as a Florida State League midseason and postseason All-Star
- Named Phillies Minor League Defender of the Month for April
- Selected as Phillies Minor League Player of the Week twice: 5/23-29 and 7/11-17
- Had a 10-game hitting streak, 6/16-28
- Batted .383 (41-107) vs LHP with Clearwater
- Promoted to Reading on 7/25
- Finished T-1st in the FSL in doubles (29), despite not playing there after 7/23; also finished 5th in the FSL in AVG (.293), T-6th in SB (26) and 10th in OBP (.360)
- Played for Scottsdale in the Arizona Fall League; was named an AFL Rising Star
- Following the season, was named the 9th-best prospect in the Phillies minor league system by *Baseball America*

## 2015

- Began his pro career with Lakewood
- Batted .333 (39-117) with 6 2B, 3 HR, 21 RBI with runners on base
- Made only 4 errors in 281 TC (.986 fielding %)
- Participated in Florida Instructional League

## PERSONAL

Scott M. Kingery (pronounced KING-urr-ee)... 2012 graduate of Mountain Pointe High School (AZ)... Attended the University of Arizona... 2015 Pac-12 Player of the Year... Named a 2015 First-Team All-American by *Baseball America*... Played in the 2006 Little League World Series... In 2019, hosted the 3rd annual Puppapalooza in benefit of the PSPCA... **Hobbies:** Reading, movies and hiking... **Signed by:** Brad Holland.

## SCOTT KINGERY'S CAREER STATISTICS

YEAR	CLUB	AVG	G	AB	R	H	2B	3B	HR	RBI	SH	SF	HP	BB	SO	SB	CS	OBP	SLG	OPS	E
2015	Lakewood	.250	66	252	43	63	9	2	3	21	2	3	7	18	43	11	1	.314	.337	.651	4
2016	Clearwater	.293	94	375	60	110	#29	3	3	28	3	2	7	33	54	26	5	.360	.411	.771	10
	Reading	.250	37	156	16	39	7	0	2	18	1	3	1	5	36	4	2	.273	.333	.606	1
2017	Reading	.313	69	278	62	87	18	5	18	44	3	4	4	28	51	19	3	.379	.608	.987	3
	Lehigh Valley	.294	63	265	41	78	11	3	8	21	1	2	5	13	58	10	2	.337	.449	.786	3
2018	PHILLIES	.226	147	452	55	102	23	2	8	35	0	5	3	24	126	10	3	.267	.338	.605	13
2019	PHILLIES	.258	126	458	64	118	34	4	19	55	1	2	5	34	147	15	4	.315	.474	.788	9
	Lakewood -a	.333	1	3	0	1	0	0	0	0	0	0	0	0	0	0	0	.333	.333	.667	0
	Reading -a	.091	3	11	1	1	0	0	0	2	0	1	0	0	3	1	0	.083	.091	.174	0
<b>Minors Totals</b>		<b>.283</b>	<b>333</b>	<b>1340</b>	<b>223</b>	<b>379</b>	<b>74</b>	<b>13</b>	<b>34</b>	<b>134</b>	<b>10</b>	<b>15</b>	<b>24</b>	<b>97</b>	<b>245</b>	<b>71</b>	<b>13</b>	<b>.339</b>	<b>.434</b>	<b>.772</b>	<b>21</b>
<b>ML</b>	<b>Totals</b>	<b>.242</b>	<b>273</b>	<b>910</b>	<b>119</b>	<b>220</b>	<b>57</b>	<b>6</b>	<b>27</b>	<b>90</b>	<b>1</b>	<b>7</b>	<b>8</b>	<b>58</b>	<b>273</b>	<b>25</b>	<b>7</b>	<b>.291</b>	<b>.407</b>	<b>.698</b>	<b>22</b>

# Tied for league lead  
a - Rehab assignment

## KINGERY'S CAREER TRANSACTIONS

- Selected by Philadelphia in 2nd round of June 2015 draft
- On injured list with a right hamstring strain, April 20-May 18, 2019; included rehab assignments to Lakewood, May 13-15, and Reading, May 16-18

## KINGERY'S CAREER FIELDING

POSITION	PCT	G	PO	A	E	TC	DP
Pitcher	---	1	0	0	0	0	0
Second base	.979	14	22	25	1	48	7
Third base	.946	51	33	89	7	129	14
Shortstop	.974	137	115	292	11	418	56
Outfield	.980	76	147	2	3	152	1

## KINGERY'S GAME HIGHS

**HITS:** 4 – 7/6/18 at PIT... **RUNS:** 3 – 3 times, last: 7/16/19 vs LAD... **DOUBLES:** 2 – 6 times, last: 9/22/19 at CLE... **TRIPLES:** 1... **HOME RUNS:** 2 – 6/10/19 vs ARI... **RBI:** 5 – 4/16/19 vs NYM... **WALKS:** 2 – 4 times, last: 8/23/19 at MIA... **STOLEN BASES:** 2 – 9/25/19 at WSH... **HITTING STREAK:** 8 games – 6/19-27/18

## KINGERY'S NOTABLE HOMERS

**GRAND SLAMS:** 1 – 4/10/18 vs CIN (Tanner Rainey)... **INSIDE-THE-PARK HR:** 1 – 9/10/19 vs ATL (Max Fried)... **LEADOFF HR:** 2 – 6/25/19 vs NYM (Walker Lockett); 7/5/19 at NYM (Jacob deGrom)... **PINCH HR:** None... **WALK-OFF HR:** None



# ANDREW KNAPP

C

15

@theknappyboy5

**B-T:** S-R

**HT:** 6-1; **WT:** 189

**OPENING DAY AGE:** 28

**BORN:** November 9, 1991, Roseville, CA

**RESIDES:** Clearwater, FL

**ML SERVICE:** 3 years

**HOW OBTAINED:** Selected by Phillies in 2nd round of June 2013 draft

## 2019

- Made his third career Opening Day roster
- Reached base safely in 7 straight plate appearances (2B, 1B, BB, BB, BB, 2B, BB) from 4/16-23
- Tied his career high with 3 walks on 4/21 at COL and 5/19 vs COL
- Made 43 appearances at catcher (30 starts); appeared in 1 game at 1st base
- Was 6-for-23 (26.1%) in throwing out attempted base stealers
- Hit .219 (7-32), 2B, 2 RBI, 2 BB as a pinch-hitter
- Caught both of Zach Eflin's complete games: 4/28 vs MIL and 5/11 at KC
- Batted .290 (9-31), 5 2B, HR, 3 RBI, 2 BB over his final 9 games (9/8-29)

## 2018

- Made his second career Opening Day roster and first Opening Day start
- Was on the ML roster until being optioned to Lehigh Valley (AAA) on 8/15 when Wilson Ramos was activated from the IL
- Had four ML stints (3/29-8/15, 8/19, 8/23-28 and 9/7-end of season)
- Made 42 ML starts at catcher (also 1 appearance at 1st base)
- Slugged his first ML pinch and walk-off HR, 7/1 vs WSH (13th inning); was the first walk-off homer by a Phillie since 4/29/16 (Ryan Howard)
- Batted leadoff on 7/8 at PIT; became the first Phillies catcher ever to start a game in the leadoff spot in the live-ball era (since 1920)
- Was 6-for-38 (15.8%) in throwing out attempted base stealers
- Batted .182 (6-33), HR, 2 RBI, 3 BB as a pinch hitter
- Batted .250 (5-20), with 2B, RBI, 5 BB, .400 OBP in 6 games with Lehigh Valley; made 4 starts at catcher, 1 at 3rd base and 1 in LF

## 2017

- Made his first Opening Day roster
- Made his ML debut, 4/6 at CIN, in a start at catcher
- Started 51 games, all at catcher; made 1 appearance at 1st base, 7/24 vs HOU
- Ranked 9th among NL rookies in walks (31)
- Doubled for his 1st ML hit, 4/9 vs WSH (Stephen Strasburg)
- Collected his 1st ML RBI, 4/20 at NYM
- Slugged his 1st ML HR, 4/29 at LAD (Chris Hatcher)
- Made his 1st error on 6/28 at SEA, his 31st ML game

- Was the first Phillies catcher to begin his ML career with a 30-game errorless streak since Joe Lonnett's 61-game streak from 4/22/56-9/13/57
- Exited the game on 8/3 at LAA with a bruised right hand
- Placed on the 10-day IL with a right hand contusion on 8/7 (retroactive to 8/4); reinstated on 9/12
- Threw out 13.2% (5-38) of potential base stealers

## 2016

- Spent the season with Lehigh Valley
- Named to the International League midseason All-Star team (1-2, HR); slugged the go-ahead/game-winning HR in the 4th inning
- Caught 18 of 48 attempted base stealers (37.5%)
- Hit a walk-off double, 5/19 vs Toledo, in the 15th inning after entering the game in the 12th inning as a pinch-runner
- Had a season-best 10-game hitting streak, 5/31-6/11 (.366, 15-41, 2 2B, BB, 6 R)
- Played 1st base in one game, 7/3 vs Charleston (started the game at DH)
- Appeared in 3 IL playoff games
- Played for Cibao in the Dominican Winter League

## 2015

- Recipient of the Paul Owens Award, given annually to the best player in the Phillies minor league system
- Set professional highs in AVG (.308), 2B (35), HR (13), RBI (84), runs (77) and walks (51)
- Selected as a Florida State League midseason All-Star
- Began the season with Clearwater (A)
- Named FSL Player of the Week, 4/27-5/3
- Promoted to Reading (AA) on 6/25
- Batted .401 (65-162) through his first 42 games with Reading
- Had six straight multi-hit games, 7/31-8/6, and 10 out of 11 games, 7/31-8/13
- Named Phillies Minor League Player of the Week, 7/27-8/2 and 8/3-9, and Eastern League Player of the Week, 8/3-9
- Selected as the EL and Phillies Minor League Player of the Month for August (.404, 8 HR, 28 RBI, 9 2B, 1.277 OPS)
- Had a 17-game hitting streak, 6/26-7/21 (.348, 21 RBI) and a 16-game hitting streak, 7/31-8/18 (.540, 5 HR, 20 RBI)
- Hit safely in 46 of 55 games with Reading, including 24 multi-hit games
- Played for Glendale in the Arizona Fall League and was named to AFL All-Star Team
- Following the season, was named the 4th-best prospect in the Phillies minor league system by *Baseball America*

**2014**

- Began the season with Clearwater and played in 23 games before being transferred to Lakewood (A) on 6/2
- Hit safely in 55 of 75 games with Lakewood, including 15 straight, 6/26-7/11
- Participated in Florida Instructional League

**2013**

- Began pro career with Williamsport (A)
- T-1st in the New York-Penn League in doubles (20)
- Named Phillies Minor League Player of the Week, 8/26-9/1
- Hit his 1st professional HR, 7/26 vs Jamestown
- Participated in FIL
- Had ulnar collateral ligament reconstruction surgery ("Tommy John") on his right elbow, 10/4 (Dr. Ken A. Kizuki)

**PERSONAL**

Andrew Michael Knapp (pronounced nap)... Married Hannah Hughes (11/3/18)... 2010 graduate of Granite Bay High School (CA), where he played baseball and football... Named 2009 Sierra Foothill League MVP in baseball following his junior season... Attended the University of California, Berkeley... His father, Mike, was drafted by CAL in 1986 and played 11 years in the minor leagues and his brother, Aaron, was selected by MIA in the 8th round of the June 2016 draft... **Hobbies:** Golfing, fishing and going to concerts... **Signed by:** Joey Davis.

**ANDREW KNAPP'S CAREER STATISTICS**

YEAR	CLUB	AVG	G	AB	R	H	2B	3B	HR	RBI	SH	SF	HP	SO	SB	CS	OBP	SLG	OPS	E	
2013	Williamsport	.253	62	217	30	55	#20	0	4	23	0	1	7	22	57	7	5	.340	.401	.741	4
2014	Clearwater	.157	23	83	7	13	1	0	1	7	0	0	2	5	26	1	0	.222	.205	.427	0
	Lakewood	.290	75	283	39	82	19	4	5	25	0	2	2	27	71	3	3	.354	.438	.792	5
2015	Clearwater	.262	63	244	38	64	14	3	2	28	0	1	7	29	63	0	1	.356	.369	.725	6
	Reading	.360	55	214	39	77	21	2	11	56	0	3	2	22	43	1	0	.419	.631	1.050	1
2016	Lehigh Valley	.266	107	403	55	107	24	1	8	46	0	1	2	37	107	2	2	.330	.390	.720	7
2017	PHILLIES	.257	56	171	26	44	8	1	3	13	0	2	0	31	56	1	0	.368	.368	.736	4
2018	PHILLIES	.198	84	187	19	37	6	2	4	15	1	1	2	24	75	1	0	.294	.316	.610	8
	Lehigh Valley	.250	6	20	2	5	1	0	0	1	0	0	0	5	6	0	0	.400	.300	.700	1
2019	PHILLIES	.213	74	136	12	29	9	0	2	8	3	0	3	18	51	0	0	.318	.324	.642	3
<b>Minors Totals</b>		<b>.275</b>	<b>391</b>	<b>1464</b>	<b>210</b>	<b>403</b>	<b>100</b>	<b>10</b>	<b>31</b>	<b>186</b>	<b>0</b>	<b>8</b>	<b>22</b>	<b>147</b>	<b>373</b>	<b>14</b>	<b>11</b>	<b>.349</b>	<b>.421</b>	<b>.769</b>	<b>24</b>
<b>ML</b>	<b>Totals</b>	<b>.223</b>	<b>214</b>	<b>494</b>	<b>57</b>	<b>110</b>	<b>23</b>	<b>3</b>	<b>9</b>	<b>36</b>	<b>4</b>	<b>3</b>	<b>5</b>	<b>73</b>	<b>182</b>	<b>2</b>	<b>0</b>	<b>.327</b>	<b>.336</b>	<b>.663</b>	<b>15</b>

# Tied for league lead

**KNAPP'S CAREER TRANSACTIONS**

- Selected by Oakland Athletics in 41st round of June 2010 draft, but did not sign
- Selected by Philadelphia in 2nd round of June 2013 draft
- On injured list with a right hand contusion, August 4-September 11, 2017

**KNAPP'S CAREER FIELDING**

POSITION	PCT	G	PO	A	E	TC	DP	PB
Catcher	.988	149	1123	70	15	1208	9	12
First base	1.000	3	10	0	0	10	1	-

**KNAPP'S GAME HIGHS**

**HITS:** 3 – 4/29/17 at LAD... **RUNS:** 2 – 9 times, last: 5/19/19 vs COL... **DOUBLES:** 1... **TRIPLES:** 1... **HOME RUNS:** 1... **RBI:** 3 – 2 times, last: 7/6/18 at PIT... **WALKS:** 3 – 3 times, last: 5/19/19 vs COL... **STOLEN BASES:** 1... **HITTING STREAK:** 7 games – 6/22-7/6/18

**KNAPP'S NOTABLE HOMERS**

**GRAND SLAMS:** None... **INSIDE-THE-PARK HR:** None... **LEADOFF HR:** None... **PINCH HR:** 1 – 7/1/18 vs WSH (Justin Miller)... **WALK-OFF HR:** 1 – 7/1/18 vs WSH (Justin Miller)



# HENRI LARTIGUE

C

87

## NON-ROSTER INVITEE

**B-T:** S-R

**HT:** 6-0; **WT:** 205

**OPENING DAY AGE:** 25

**BORN:** February 24, 1995, Memphis, TN

**RESIDES:** Memphis, TN

**HOW OBTAINED:** Selected by Phillies in 7th round of June 2016 draft

### 2019

- Spent entire year with Reading (AA)
- Caught 23 runners in 67 SB attempts (34.3%)
- Posted a .990 fielding percentage in 72 games (71 starts) at catcher
- Made his professional debut as a pitcher, appearing on the mound twice (5/11 vs Akron and 7/21 vs New Hampshire)

### 2018

- Spent entire season with Clearwater (A)
- Caught 28.2% (22-78) of attempted base stealers, which ranked 2nd among qualifying catchers in the Florida State League
- Posted a .994 fielding percentage in 72 games at catcher
- Named Phillies Minor League Player of the Week, 4/23-29
- Collected walk-off hits in consecutive games, 6/23-24 vs Dunedin (single in 10th inning on 6/23 and HR in 9th inning on 6/24)
- Hit .308 (4-13), 2B, 3 RBI in 3 FSL playoff games

### 2017

- Spent entire season with Lakewood (A)
- Collected a season-high 4 hits, 5/11 vs Greenville
- Had a 10-game hitting streak (.350 AVG, 14-40) from 6/13-28
- In 20 games during June, batted .311 (23-74) with 11 2B, 3 HR and a .919 OPS
- Was on the IL from 8/1-9 (concussion)
- Caught 11 of 32 attempted base stealers (34.4%)
- Participated in Florida Instructional League

### 2016

- Began professional career with Williamsport (A)
- Hit his first pro HR, 7/10 vs Aberdeen
- Participated in FIL

### PERSONAL

Henri Lartigue (pronounced: HEN-ree larr-TEEG)... Married Madison Phillips (1/4/20)... 2013 graduate of Southaven High School (MS)... Attended the University of Mississippi... **Hobbies:** Fishing and playing with his chocolate Lab, Brew... **Signed by:** Mike Stauffer.

## HENRI LARTIGUE'S CAREER STATISTICS

YEAR	CLUB	AVG	G	AB	R	H	2B	3B	HR	RBI	SH	SF	HP	BB	SO	SB	CS	OBP	SLG	OPS	E
2016	Williamsport	.212	41	151	12	32	7	1	1	15	1	3	0	12	27	2	0	.265	.291	.556	4
2017	Lakewood	.248	94	339	38	84	23	4	8	44	2	2	2	20	87	2	1	.292	.410	.702	2
2018	Clearwater	.251	100	374	44	94	14	2	7	45	0	0	6	33	88	1	1	.322	.356	.678	4
2019	Reading	.136	77	242	24	33	4	1	7	26	1	3	2	39	88	3	2	.259	.248	.507	7
<b>Minors Totals</b>		<b>.220</b>	<b>312</b>	<b>1106</b>	<b>118</b>	<b>243</b>	<b>48</b>	<b>8</b>	<b>23</b>	<b>130</b>	<b>4</b>	<b>8</b>	<b>10</b>	<b>104</b>	<b>290</b>	<b>8</b>	<b>4</b>	<b>.291</b>	<b>.340</b>	<b>.631</b>	<b>17</b>

## LARTIGUE'S CAREER TRANSACTIONS

- Selected by Philadelphia in 7th round of June 2016 draft



# FRANCISCO LIRIANO

LHP

48

## NON-ROSTER INVITEE

**B-T:** L-L

**HT:** 6-3; **WT:** 220

**OPENING DAY AGE:** 36

**BORN:** October 26, 1983, San Cristóbal, DR

**RESIDES:** Miami, FL

**ML SERVICE:** 13 years, 104 days

**HOW OBTAINED:** Signed by Phillies as a minor league free agent, 1/22/20

### 2019

- Among all LHP in MLB, ranked T-7th in games (69) in his first season back with PIT
- Pitched exclusively in relief for the first time in his career
- Posted a 1.03 ERA (3 ER, 26.1 IP) over 25 appearances in April and May; 23 of his 25 appearances in that span were scoreless
- Had a 1.16 ERA (3 ER, 23.1 IP) in 13 appearances when he pitched more than 1.0 inning

### 2018

- Spent season with DET
- Went 5-12 with a 4.65 ERA (68 ER, 131.2 IP) in 26 starts; made 1 scoreless relief appearance (2.0 IP)
- Named DET Pitcher of the Month for March/April as he went 3-1, 3.38 ERA (11 ER, 29.1 IP) in 5 GS
- Allowed 3 runs or fewer in each of his first 7 starts
- On IL with a right hamstring strain, 5/27-6/22; included a rehab assignment to Toledo (AAA), 6/17-22
- Made his 300th career start on 9/27 at MIN; became just the 8th Dominican-born pitcher to ever reach that plateau in MLB

### 2017

- Opened the season with TOR
- Made 18 starts and went 6-5 with a 5.88 ERA
- Notched his 27th career double-digit strikeout game, 4/13 vs BAL (10 SO)
- Was on the IL with left shoulder inflammation, 5/11-6/1; included a rehab assignment to Buffalo (AAA), 5/28-6/1
- Collected his 100th career win, 6/25 at KC; became just the 13th Dominican-born pitcher to reach 100 ML wins
- Traded to HOU on 7/31 and posted a 4.40 ERA in 20 relief appearances
- Made five relief appearances in the postseason as HOU won the World Series

### 2016

- Began the season with PIT
- Traded to TOR on 8/1
- After being acquired, made 8 starts and 2 relief appearances for TOR and went 2-2 with a 2.92 ERA
- Picked up the win and retired all 5 batters he faced in relief in the Wild Card Game, 10/4 vs BAL
- During Game 2 of the ALDS, was struck near the back of the head in the 8th inning by a Carlos Gomez line drive single; placed on the 7-day concussion IL following the game
- Was activated prior to Game 2 of the ALCS, but did not appear in the series

### LIRIANO PHAST PHACTS

- 2006 AL All-Star
- 2006 AL Rookie of the Year (MLB.com)
- AL Pitcher of the Month (April 2010)
- 2010 AL Comeback Player of the Year
- Tossed a no-hitter, May 3, 2011 at CWS
- 2013 NL Comeback Player of the Year
- 2017 World Series champion (HOU)

### 2015

- Among all NL pitchers, ranked 5th in OPP AVG (.220) and 9th in strikeouts (205)
- Pitched for PIT and set a career high in strikeouts and tied his career high in starts (31)
- Posted a 2.27 ERA on the road, which ranked 4th in the NL behind Jake Arrieta (1.60), Zack Greinke (1.88) and Max Scherzer (2.20)
- Made his third career start on Opening Day (others: 2014 with PIT and 2009 with MIN)
- Had 6 double-digit strikeout games
- Was on the paternity list for the birth of his daughter, 4/11-12
- Hit his first career home run, 8/8 vs LAD (Mat Latos); also had a career-high 3 RBI
- PIT won 16 of his final 17 starts, including 11 straight from 6/26-8/28

### 2014

- Among all NL pitchers, ranked 3rd in OPP AVG (.218) behind only Johnny Cueto (.194) and Clayton Kershaw (.196)
- Averaged 9.70 SO/9.0 IP, which ranked 3rd behind Kershaw (10.80) and Stephen Strasburg (10.10)
- On IL with a left oblique strain, 6/11-7/12; included a rehab assignment to Indianapolis (AAA), 7/7-12
- Allowed 2 ER or fewer in 6 straight starts from 7/18-8/14
- Tossed 8.0 shutout innings and struck out a season-high 12 on 9/11 at PHI
- Had a 20.0-inning scoreless streak from 8/31-9/17
- Went 4-0 with a 1.16 EA (4 ER, 31.0 IP) over 5 starts in September

### 2013

- Was named the NL Comeback Player of the Year by MLB and the MLBPA
- Named PIT's Most Outstanding Pitcher by the local chapter of the BBWAA

- Began the season on the IL with a right humerus fracture before being activated on 5/11; included rehab assignments to Bradenton (A), 4/15-19; Altoona (AA), 4/20-24; and Indianapolis, 4/25-5/10
- Tossed 45.2 innings to begin the season without allowing a home run
- Went 9-3 with a 2.00 ERA (17 ER, 76.2 IP) before the All-Star break
- Took a no-hitter into the 6th inning, 7/24 vs WSH
- Was named NL Pitcher of the Week, 7/29-8/4
- Struck out a season-high 13 batters on 8/19 at SD
- Collected his 1,000th career strikeout, 9/20 vs CIN
- Went 8-1 with a 1.47 ERA in 11 starts at home
- Started and won the Wild Card Game, 10/1 vs CIN (7.0 IP, 4 H, R, BB, 5 SO); also singled off Johnny Cueto in his first at-bat
- Earned a no-decision in Game 3 of the NLDS, 10/6 vs STL (6.0 IP, 3 H, 2 R, 2 BB, 5 SO)

## 2012

- Opened the season with MIN before being traded to CWS on 7/28
- Went 6-12 with a 5.34 ERA (93 ER, 156.2 IP) in 34 combined games (28 GS) between both clubs
- Struck out a career-high 15 batters, 7/13 vs OAK

## 2011

- Tossed the 263rd no-hitter in MLB history and the 6th in MIN franchise history, 5/3 at CWS
- Was the 5th Dominican-born pitcher to toss a no-hitter in MLB history, joining Juan Marichal (1963), Ramón Martínez (1995), José Jiménez (1999) and Ubaldo Jiménez (2010)
- Named AL Co-Player of the Week (Justin Verlander), for the week-ending 5/8 (Verlander tossed a no-hitter on 5/7)
- On IL with left shoulder inflammation, 5/23-6/6
- On IL with a left shoulder strain, 8/26-9/15

## 2010

- Pitched for MIN
- Was named the AL Comeback Player of the Year
- Selected as the AL Pitcher of the Month for April (3-0, 0.93 ERA, 3 ER, 29.0 IP); was the only pitcher in the AL with a sub-1.00 ERA for the month
- Had a 23.0-inning scoreless streak, 4/15-5/2
- Had consecutive double-digit strikeout games (6/5 at OAK and 6/11 vs ATL)
- Struck out 7 consecutive batters on 6/11 vs ATL
- Had a 21.0-inning scoreless streak, 7/21-8/1
- Collected his 500th career strikeout (Mike Aviles), 7/26 at KC, and reached 500.0 career innings pitched, 8/12 at CWS
- Did not allow a home run in 96.1 consecutive innings pitched, 5/20-8/18
- Had career-best 8-game winning streak, 7/16-9/14
- Tossed at least 7.0 innings in 16 of his 31 starts
- His 20 quality starts were twice as many as his previous career high (10 in both 2006 and 2009)
- Became just the fifth different pitcher to strike out 200-plus batters and allow nine or fewer home runs in a season (others: Kevin Brown in 1998, Roger Clemens in 1997 and 1990, Dwight Gooden in 1984 and Pedro Martínez in 1999 and 2003)

## 2009

- Made his first career Opening Day start, 4/6 vs SEA
- On the IL with left shoulder inflammation, 8/18-9/8
- Made 6 appearances (1 GS) after being activated off the IL

- Overall, limited LHH to a .631 OPS in 155 plate appearances as opposed to an .899 OPS in 454 plate appearances against RHH

## 2008

- Began the season with Fort Myers (A) and made one start before being promoted to Rochester (AAA) on 4/4; recalled by MIN on 4/12
- Made 3 starts and went 0-3 with a 11.32 ERA before being optioned back to Rochester on 4/25
- Named International League Pitcher of the Week, 6/30-7/6
- Had a 26.2-inning scoreless streak, 6/30-7/17
- Went 5-0, 1.32 ERA (5 ER, 34.0 IP) in five July starts and was named the Topps International League Player of the Month
- Went 10-0, 2.67 ERA (21 ER, 70.2 IP) in his last 11 starts for Rochester before being recalled by MIN on 8/1
- Finished the month of August with the 2nd-lowest ERA (1.23) in MLB (min. 5 GS), behind CC Sabathia's 1.12 mark
- Overall, led the MIN organization in wins (16), strikeouts (188), innings pitched (199.1) and starts (34)

## 2007

- Missed the entire season after undergoing Tommy John surgery on his left elbow

## 2006

- Selected to his 1st career All-Star Game
- Went 10-1, 1.83 ERA (18 ER, 88.1 IP) in 22 games (10 GS) before the All-Star break
- Spent his first full season in the majors with MIN
- Among all ML rookies, ranked 1st in ERA, 2nd in ERA, wins & OPP AVG and 5th in innings
- Finished 3rd in the AL Rookie of the Year voting with 30 points (recording one first-place vote), behind Justin Verlander and Jonathan Papelbon
- Named AL Rookie of the Month for June and July; became the second player in history to win the award in consecutive months (Ichiro in 2001)
- Had four double-digit strikeout games: 6/16 at PIT (11 SO), 7/2 vs MIL (12 SO), 7/23 at CLE (10 SO) and 7/28 vs DET (12 SO)
- On IL with a strained left UCL, 8/8-9/10; included a rehab assignment to Rochester, 9/9-10
- Made a start on 9/13 vs OAK (2.0 IP) before being shut down for the remainder of the season
- Had Tommy John surgery on left elbow, 11/6

## 2005

- Began season at New Britain (AA)
- Promoted to Rochester on 6/17
- Played for World Team in the MLB All-Star Futures Game, 7/10 at Comerica Park
- Named International League Pitcher of the Week, 7/18-24
- Went 7-0, 1.00 ERA (6 ER, 54.0 IP) over 8 starts, 7/19-8/25
- Named MIN Minor League Player of the Week, 7/23-29 and International League Pitcher of the Week, 8/1-7
- Selected as MIN Minor League Pitcher of the Month and Topps IL Pitcher of the Month for July
- Was recalled by MIN on 9/2
- Made his ML debut in relief, 9/5 vs TEX, and made his first career start, 9/14 at DET
- Picked up his first career win, 9/30 vs DET (7.0 IP, 8 SO)
- Named *USA Today* Minor League Player of the Year and Triple-A Player of the Year by *Baseball America*
- Led all minor league pitchers in strikeouts
- Following the season, rated as the best prospect in MIN's minor league system by *Baseball America*



## LIRIANO'S DIVISION SERIES STATISTICS

YEAR	CLUB, OPP	W-L	ERA	G	GS	CG	SHO	SV	IP	H	R	ER	HR	HP	BB	SO	WP	BK	AVG
2009	MIN, NYY	0-0	4.50	1	0	0	0	0	2.0	1	2	1	1	0	1	1	0	0	.143
2010	MIN, NYY	0-0	6.35	1	1	0	0	0	5.2	6	4	4	0	0	3	7	1	0	.261
2013	PIT, STL	0-0	3.00	1	1	0	0	0	6.0	3	2	2	0	1	2	5	1	0	.143
2016	TOR, TEX	0-0	54.00	1	0	0	0	0	0.1	2	2	2	0	0	1	0	0	0	.667
2017	HOU, BOS	0-1	13.50	2	0	0	0	0	0.2	2	1	1	1	0	0	0	0	0	.500
<b>DS</b>	<b>Totals</b>	<b>0-1</b>	<b>6.14</b>	<b>6</b>	<b>2</b>	<b>0</b>	<b>0</b>	<b>0</b>	<b>14.2</b>	<b>14</b>	<b>11</b>	<b>10</b>	<b>2</b>	<b>1</b>	<b>7</b>	<b>13</b>	<b>2</b>	<b>0</b>	<b>.241</b>

## LIRIANO'S LEAGUE CHAMPIONSHIP SERIES STATISTICS

YEAR	CLUB, OPP	W-L	ERA	G	GS	CG	SHO	SV	IP	H	R	ER	HR	HP	BB	SO	WP	BK	AVG	
2016	TOR, CLE	Did not pitch																		
2017	HOU, NYY	0-0	0.00	1	0	0	0	0	1.0	0	0	0	0	0	1	1	1	1	0	.000
<b>LCS</b>	<b>Totals</b>	<b>0-0</b>	<b>0.00</b>	<b>1</b>	<b>0</b>	<b>0</b>	<b>0</b>	<b>0</b>	<b>1.0</b>	<b>0</b>	<b>0</b>	<b>0</b>	<b>0</b>	<b>0</b>	<b>1</b>	<b>1</b>	<b>1</b>	<b>1</b>	<b>0</b>	<b>.000</b>

## LIRIANO'S WORLD SERIES STATISTICS

YEAR	CLUB, OPP	W-L	ERA	G	GS	CG	SHO	SV	IP	H	R	ER	HR	HP	BB	SO	WP	BK	AVG
2017	HOU, LAD	0-0	0.00	2	0	0	0	0	0.2	0	0	0	0	0	0	1	0	0	.000

## LIRIANO'S ALL-STAR GAME STATISTICS

YEAR	CLUB, SITE	W-L	ERA	G	GS	CG	SHO	SV	IP	H	R	ER	HR	HP	BB	SO	WP	BK	AVG
2006	AL, PIT	Did not pitch																	

## LIRIANO'S MAJOR LEAGUE HITTING TOTALS

	AVG	AB	R	H	2B	3B	HR	RBI	SH	SF	HP	BB	SO	SB	CS	E
2019	1.000	1	0	1	0	0	0	0	0	0	0	1	0	0	0	0
<b>Career</b>	<b>.156</b>	<b>218</b>	<b>7</b>	<b>34</b>	<b>3</b>	<b>0</b>	<b>2</b>	<b>15</b>	<b>15</b>	<b>0</b>	<b>0</b>	<b>9</b>	<b>85</b>	<b>0</b>	<b>0</b>	<b>11</b>

## LIRIANO'S WORLD BASEBALL CLASSIC STATISTICS

YEAR	CLUB	W-L	ERA	G	GS	CG	SHO	SV	IP	H	R	ER	HR	HP	BB	SO	WP	BK	AVG
2006	Dominican Rep.	0-0	1.69	2	0	0	0	0	5.1	3	2	1	0	0	3	8	0	0	.150

## LIRIANO'S CAREER TRANSACTIONS

- Signed by San Francisco Giants as an amateur free agent, September 9, 2000
- Traded to Minnesota Twins with Joe Nathan (rhp) and Boof Bonser (rhp) for A.J. Pierzynski (c) and cash considerations, November 14, 2003
- On injured list with a left UCL injury, August 8-September 10, 2006; included a rehab assignment to Rochester, September 9-10
- On injured list following Tommy John surgery on his left elbow, March 24-October 9, 2007
- On injured list with left shoulder inflammation, August 18-September 8, 2009
- On injured list with left shoulder inflammation, May 23-June 6, 2011
- On injured list with a left shoulder strain, August 26-September 15, 2011
- Traded to Chicago White Sox for Eduardo Escobar (inf) and Pedro Hernandez (lhp), July 28, 2012
- Signed by Pittsburgh Pirates as a free agent, February 8, 2013
- On injured list with a right humerus fracture, March 22-May 10, 2013; included rehab assignments to Bradenton, April 15-19; Altoona, April 20-24; and Indianapolis, April 25-May 10
- On injured list with a left oblique strain, June 11-July 12, 2014; included a rehab assignment to Indianapolis, July 7-12
- Traded to Toronto Blue Jays with Reese Maguire (c) and Harold Ramirez (of) for Drew Hutchison (rhp), August 1, 2016
- On injured list with left shoulder inflammation, May 11-June 1, 2017; included a rehab assignment to Buffalo, May 28-June 1
- Traded to Houston Astros for Norichika Aoki (of) and Teoscar Hernandez (of), July 31, 2017
- Signed by Detroit Tigers as a free agent, February 23, 2018
- On injured list with a right hamstring strain, May 27-June 22, 2018; included a rehab assignment to Toledo, June 17-22
- Signed by Pittsburgh Pirates as a minor league free agent, February 4, 2019
- Signed by Philadelphia as a minor league free agent, January 22, 2020


## LIRIANO'S CAREER FIELDING

POSITION	PCT	G	PO	A	E	TC	DP
Pitcher	.963	419	45	239	11	295	18

## LIRIANO'S GAME HIGHS

**STRIKEOUTS:** 15 – 7/13/12 vs OAK... **WALKS:** 7 – 2 times, last: 9/1/12 at DET... **LONGEST OUTING:** 9.0 inn. – 3 times, last: 8/14/13 at STL... **WINNING STREAK:** 8 games – 7/16-9/14/10... **LOSING STREAK:** 5 games – 2 times, last: 4/5-5/25/14... **SCORELESS STREAK:** 23.0 inn. – 4/15-27/10





# AUSTIN LISTI

INF/OF 76

## NON-ROSTER INVITEE

**B-T:** R-R

**HT:** 6-0; **WT:** 214

**OPENING DAY AGE:** 26

**BORN:** November 5, 1993, Huffman, TX

**RESIDES:** Dallas, TX

**HOW OBTAINED:** Selected by Phillies in 17th round of June 2017 draft

2020 PHILLIES

### 2019

- Led all Phillies minor leaguers with 83 RBI
- Named an MiLB.com Organization All-Star
- Began the season with Reading (AA)
- Went 3-for-4, 2B, 2 HR, 4 RBI on 5/31 vs Richmond
- Selected as Phillies Minor League Player of the Week, 6/10-16
- Promoted to Lehigh Valley (AAA) on 6/21 and slashed .278/.348/.490 in 71 games for the IronPigs
- His 24-game on-base streak, 6/27-7/23, was the longest by a Lehigh Valley player during the season

### 2018

- Won the Paul Owens Award for best player in the Phillies minor league system
- Named a Florida State League midseason All-Star and collected 2 hits and 3 RBI in the FSL All-Star Game
- Selected as an Organization All-Star by MiLB.com
- Led all Phillies full-season minor league hitters in AVG and was 2nd in RBI
- Became the first Phillies minor leaguer since 2008 (Michael Taylor) to post a season slash line better than .310/.410/.500 (min. 500 PA)
- Overall, batted .364 (44-121) with 12 2B and 8 HR with RISP
- Twice named Phillies Minor League Player of the Week (5/7-13 and 6/11-17) and was chosen as FSL Player of the Week, 6/11-17
- Began season with Clearwater (A)
- Reached base safely in 23 consecutive games (.500 OBP) from 4/25-5/19

- Promoted to Reading on 6/18 for remainder of the season
- Posted a 16-game hitting streak (.387 AVG) from 6/26-7/14, which was tied for the 3rd-longest hitting streak in the Eastern League
- Played for Scottsdale in the Arizona Fall League
- Homered and drove in 4 runs in the AFL's Fall Stars Game

### 2017

- Began professional career with Williamsport (A)
- Had 3 RBI, 3 runs, 4 hits and his first pro HR, 7/9 vs Mahoning Valley
- Batted .455 (15-33) with 7 XBH and 13 RBI in 9 games from 7/9-24
- Hit .367 (11-30) with RISP at Williamsport
- Promoted to Lakewood (A) on 7/31 for the remainder of the season
- Went 4-for-5 with a 2B, 2 HR, 2 RBI and 4 R on 8/1 at Greensboro
- Slugged a walk-off HR in the 12th inning of Lakewood's season finale on 9/4 vs Kannapolis
- Combined to hit .365 (19-52) against LHP across both levels
- Participated in Florida Instructional League

### PERSONAL

Austin Thomas Listi... 2012 graduate of Hargrave High School (TX)... 2017 graduate of Dallas Baptist University (TX)... Set the single-season HR record (24) at Dallas Baptist in 2017... **Hobbies:** Hunting, golfing, ranching and fishing... **Signed by:** Brian Kohlscheen.

### AUSTIN LISTI'S CAREER STATISTICS

YEAR	CLUB	AVG	G	AB	R	H	2B	3B	HR	RBI	SH	SF	HP	BB	SO	SB	CS	OBP	SLG	OPS	E
2017	Williamsport	.293	22	75	14	22	5	0	3	17	0	1	2	8	16	3	0	.372	.480	.852	3
	Lakewood	.242	31	120	16	29	7	2	4	11	1	1	2	4	30	0	0	.276	.433	.709	0
2018	Clearwater	.344	58	209	37	72	16	1	9	45	0	2	9	34	42	0	0	.453	.560	1.013	1
	Reading	.281	65	217	26	61	9	0	9	39	0	3	5	28	52	0	0	.372	.447	.819	2
2019	Reading	.220	62	209	29	46	7	1	7	33	0	3	3	36	44	1	2	.339	.364	.702	6
	Lehigh Valley	.278	71	259	38	72	17	1	12	50	1	4	9	21	62	0	2	.348	.490	.838	8
<b>Minors Totals</b>		<b>.277</b>	<b>309</b>	<b>1089</b>	<b>160</b>	<b>302</b>	<b>61</b>	<b>5</b>	<b>44</b>	<b>195</b>	<b>2</b>	<b>14</b>	<b>30</b>	<b>131</b>	<b>246</b>	<b>4</b>	<b>4</b>	<b>.366</b>	<b>.464</b>	<b>.830</b>	<b>20</b>

### LISTI'S CAREER TRANSACTIONS

- Selected by Philadelphia in 17th round of June 2017 draft



# MAURICIO LLOVERA

RHP

63

**B-T:** R-R  
**HT:** 5-11; **WT:** 224  
**OPENING DAY AGE:** 23  
**BORN:** April 17, 1996, El Tigre, VZ  
**RESIDES:** El Tigre, VZ  
**HOW OBTAINED:** Signed by Phillies as an amateur free agent, 12/14/14

## 2019

- Spent season with Reading (AA)
- Posted a 2.51 ERA (4 ER, 14.1 IP) in four April starts and a 3.54 ERA (8 ER, 20.1 IP) in four appearances (two starts) in June
- Was on the IL, 7/2-12, with a left shin contusion and 7/15-end of season, with right elbow inflammation
- Averaged 9.92 SO/9.0 IP

## 2018

- Spent season with Clearwater (A)
- Led the Florida State League in strikeouts and among qualifying FSL starting pitchers, was 1st in OPP AVG & SO/9.0 IP (10.20) and 2nd in fewest base runners/9.0 IP (11.03)
- Ranked 2nd in the FSL in WHIP (1.11), T-5th in CG, 7th in IP, 8th in ERA, T-8th in starts and T-10th in wins
- Named Phillies Minor League Pitcher of the Week, 7/30-8/5
- Had two double-digit strikeout starts: 10 SO on 7/31 vs Tampa & 11 SO on 8/26 (gm 1) vs Charlotte (7.0-inning CG)
- Held LHH to a .213 AVG (52-244)

## 2017

- Spent entire season with Lakewood (A)
- Named Phillies Minor League Pitcher of the Week, 7/10-16
- Struck out a season-high nine batters over 5.0 scoreless innings, 7/14 vs Rome
- Posted a 2.18 ERA (8 ER, 33.0 IP) in 18 relief appearances before the All-Star break

- Posted a 1.99 ERA (11 ER, 49.2 IP) in 15 home games (6 starts) compared to a 5.20 ERA (21 ER, 36.1 IP) in 15 road games (4 starts)
- Held RHH to a .226 AVG (38-168)

## 2016

- Spent entire season with Gulf Coast League Phillies (R)
- Named GCL Player of the Month for August
- Finished with the 8th-lowest ERA among qualifying MiLB pitchers
- Was T-1st in the GCL in wins, 3rd in strikeouts & WHIP (0.96), 4th in ERA, T-6th in starts and 9th in IP
- Earned a win in five straight starts, 7/26-8/20
- Posted a 21.0-inning scoreless streak, 8/2-26
- Allowed one run or none in 8 of his 10 starts
- Participated in Florida Instructional League

## 2015

- Began pro career with Venezuelan Summer League Phillies (R)
- Finished 5th in VSL in strikeouts
- Threw 6.0 no-hit innings with 9 SO, 6/25 at VSL Rays
- Held opponents to a .209 AVG (36-172)
- Participated in FIL

## PERSONAL

Mauricio Alejandro Llovera (pronounced yo-VAIR-uh)... Married Nicole Alexandra Medina (11/23/18)... **Hobbies:** Riding horses and spending time outdoors... **Signed by:** Carlos Salas.

## MAURICIO LLOVERA'S CAREER STATISTICS

YEAR	CLUB	W-L	ERA	G	GS	CG	SHO	SV	IP	H	R	ER	HR	HB	BB	SO	WP	BK	AVG
2015	VSL Phillies	2-4	3.23	11	10	0	0	0	47.1	36	22	17	1	2	17	43	10	*5	.209
2016	GCL Phillies	#7-1	1.87	11	10	0	0	0	53.0	39	12	11	0	8	12	56	5	0	.205
2017	Lakewood	2-4	3.35	30	10	0	0	0	86.0	81	43	32	2	4	33	94	10	0	.250
2018	Clearwater	8-7	3.72	23	22	1	0	0	121.0	100	59	50	14	#14	34	*137	2	1	*.221
2019	Reading	3-4	4.55	14	12	0	0	0	65.1	60	35	33	7	5	28	72	4	1	.243
<b>Minors Totals</b>		<b>22-20</b>	<b>3.45</b>	<b>89</b>	<b>64</b>	<b>1</b>	<b>0</b>	<b>0</b>	<b>372.2</b>	<b>316</b>	<b>171</b>	<b>143</b>	<b>24</b>	<b>33</b>	<b>124</b>	<b>402</b>	<b>31</b>	<b>7</b>	<b>.228</b>

\* League leader

# Tied for league lead

## LLOVERA'S CAREER TRANSACTIONS

- Signed by Philadelphia as an amateur free agent, December 14, 2014



# MIKIE MAHTOOK

OF 16

## NON-ROSTER INVITEE

@MikieMahtook8

**B-T:** R-R

**HT:** 6-2; **WT:** 220

**OPENING DAY AGE:** 30

**BORN:** November 30, 1989, Lafayette, LA

**RESIDES:** Baton Rouge, LA

**ML SERVICE:** 2 years, 127 days

**HOW OBTAINED:** Signed by Phillies as a minor league free agent, 12/14/19

### 2019

- Was DET's starting CF on Opening Day
- Appeared in nine games with DET before being designated for assignment on 4/11
- Was later outrighted to Toledo (AAA) for the remainder of the year
- Selected as an Organization All-Star by MiLB.com
- Led Toledo with 21 HR

### 2018

- Split season between DET and Toledo
- Was DET's starting LF on Opening Day
- Hit nine HR over his final 34 games (128 PA) with DET after not homering in his first 33 games (122 PA)
- Homered in consecutive games, 9/4-5 at CWS

### 2017

- Spent entire year with DET
- Established career highs in several offensive categories
- Ranked T-3rd in the AL in triples
- Committed an error on 7/20 at KC, snapping his errorless streak at 123 games, which began on 9/21/15
- Posted a career-best 11-game hitting streak, 7/15-26
- Named DET's Player of the Month for July
- In July, ranked 7th in the AL in AVG and 8th in OBP
- Collected his first career walk-off hit (single), 9/15 vs CWS

### 2016

- Began season with Durham (AAA)
- Had two stints with TB
- Was one of two ML players to start at least 15 games at all three outfield positions
- Was on Durham's IL, 4/20-5/12, with a right back strain
- Sidelined on TB's IL from 6/21-8/5 with a left hand fracture; included rehab assignments to Gulf Coast League Rays (R) and Charlotte (A)

### 2015

- Began season with Durham
- Had multiple stints with TB
- Led all AL rookies (min. 100 AB) in SLG and OPS and was 3rd in AVG
- Made his ML debut, 4/10 at MIA

- Collected his first career hit (HR) on 4/15 at TOR (Mark Buehrle)
- His second career hit was also a HR, 6/7 at SEA
- Recorded a stolen base in three consecutive games, 9/14-16 vs NYY
- Had a career-high five hits on 9/18 vs BAL
- Slugged five HR over his final 23 at-bats, including a HR in four straight starts
- Following the season, was ranked the No. 6 prospect in TB's organization by *Baseball America*

### 2014

- Named Durham's Most Valuable Player after leading the team in AVG, hits, triples, RBI, total bases, OBP, SLG and stolen bases
- Selected as an International League midseason All-Star and an Organization All-Star by MiLB.com
- Ranked 4th in the IL with 224 total bases and 5th in hits
- Hit .387 (48-124) against LHP, which was the 2nd-best AVG in the IL (min. 100 AB)
- Had 11 straight hits (and a walk) over 3 games, 4/13-15
- Named TB's Minor League Player of the Month for May
- Following the season, was ranked the 6th-best prospect in TB's organization and rated as having the best strike zone discipline in the IL by *Baseball America*

### 2013

- Spent entire season with Montgomery (AA)
- Selected as a Southern League midseason All-Star
- Led the team in runs scored, doubles and stolen bases
- Ranked 2nd in the SL in at-bats and 5th in triples

### 2012

- Split season between Charlotte (A) and Montgomery
- Named a Florida State League midseason All-Star
- Ranked 9th in the FSL in AVG

### 2011

- Played for Surprise in the Arizona Fall League and slashed .338/.410/.544 in 18 games
- Selected to play in the AFL Rising Stars Game
- Following the season, was ranked the 10th-best prospect in TB's organization by *Baseball America*

## PERSONAL

Michael Anthony Mahtook... Married Alison Simon (1/17/20)... Was a member of three baseball district championships and two football district titles at St. Thomas Moore High School (LA)... Played baseball for three seasons at Louisiana State University and batted .344... Helped the Tigers to the national championship as a freshman in 2009... Named the 2009 SEC Tournament MVP... Finished collegiate career riding a 70-game on-base streak... In January 2015, launched the Mikie Mahtook Foundation, a nonprofit

organization dedicated to the education and prevention of heart disease... In January 2018, the foundation hosted "LSU Baseball Legends for Charity", a gala that raised \$100,000 for several organizations devoted to that cause... His father, Mike, passed away of a heart attack at age 32, when Mikie was 4 years old... Writes his father's football uniform number (54) on his cleats... **Hobbies:** Attending New Orleans Saints games and LSU football games and spending time with family and friends... **Signed by:** Rickey Drexler.

## MIKIE MAHTOOK'S CAREER STATISTICS

YEAR	CLUB	AVG	G	AB	R	H	2B	3B	HR	RBI	SH	SF	HP	BB	SO	SB	CS	OBP	SLG	OPS	E
2012	Charlotte	.290	92	341	44	99	15	7	5	37	0	6	10	29	71	19	6	.358	.419	.777	5
	Montgomery	.248	39	153	17	38	10	1	4	25	0	2	3	11	31	4	3	.308	.405	.713	1
2013	Montgomery	.254	132	511	71	130	30	8	7	68	0	4	10	43	102	25	8	.322	.386	.708	8
2014	Durham	.292	132	489	56	143	33	6	12	68	0	5	10	46	137	18	5	.362	.458	.820	5
2015	Durham	.249	98	385	35	96	27	3	4	45	0	2	9	22	98	10	1	.304	.366	.670	1
	TAMPA BAY	.295	41	105	22	31	5	1	9	19	1	0	3	6	31	4	3	.351	.619	.970	1
2016	Durham	.305	27	105	16	32	5	3	1	7	0	1	2	12	24	5	1	.383	.438	.821	1
	TAMPA BAY	.195	65	185	16	36	9	0	3	11	1	1	2	7	68	0	1	.231	.292	.523	0
	GCL Rays - a	.333	1	3	0	1	0	0	0	0	0	0	0	1	1	0	0	.500	.333	.833	0
	Charlotte - a	.400	3	10	1	4	0	0	0	0	0	0	0	1	1	0	0	.455	.400	.855	0
2017	DETROIT	.276	109	348	50	96	15	6	12	38	0	2	6	23	79	6	0	.330	.457	.787	2
2018	DETROIT	.202	67	223	24	45	4	2	9	29	0	3	3	21	66	4	1	.276	.359	.635	3
	Toledo	.251	72	283	40	71	12	6	11	35	0	2	5	25	82	6	4	.321	.452	.773	1
2019	DETROIT	.000	9	23	0	0	0	0	0	0	0	0	2	11	0	0	0	.080	.000	.080	2
	Toledo	.260	98	354	64	92	17	1	21	56	1	4	5	51	106	14	7	.357	.492	.849	0
<b>Minors Totals</b>		<b>.268</b>	<b>694</b>	<b>2634</b>	<b>344</b>	<b>706</b>	<b>149</b>	<b>35</b>	<b>65</b>	<b>341</b>	<b>1</b>	<b>26</b>	<b>54</b>	<b>241</b>	<b>653</b>	<b>101</b>	<b>35</b>	<b>.339</b>	<b>.425</b>	<b>.764</b>	<b>22</b>
<b>ML Totals</b>		<b>.235</b>	<b>291</b>	<b>884</b>	<b>112</b>	<b>208</b>	<b>33</b>	<b>9</b>	<b>33</b>	<b>97</b>	<b>2</b>	<b>6</b>	<b>14</b>	<b>59</b>	<b>255</b>	<b>14</b>	<b>5</b>	<b>.292</b>	<b>.405</b>	<b>.697</b>	<b>8</b>

a - Rehab assignment

## MAHTOOK'S CAREER TRANSACTIONS

- Selected by Florida Marlins in 39th round of June 2008 draft, but did not sign
- Selected by Tampa Bay Rays in 1st round (31st overall) of June 2011 draft
- On injured list with a left hand fracture, June 21-August 5, 2016; included rehab assignments to Gulf Coast League Rays, August 2, and Charlotte, August 3-5
- Traded to Detroit Tigers for a player to be named later (Drew Smith, rhp), January 18, 2017
- Signed by Philadelphia as a minor league free agent, December 14, 2019

## MAHTOOK'S CAREER FIELDING

POSITION	PCT	G	PO	A	E	TC	DP
Outfield	.985	271	529	10	8	547	5

## MAHTOOK'S GAME HIGHS

**HITS:** 5 - 9/18/15 vs BAL... **RUNS:** 3 - 3 times, last: 9/5/17 vs KC... **DOUBLES:** 2 - 9/18/15 vs BAL... **TRIPLES:** 1... **HOME RUNS:** 1... **RBI:** 4 - 8/18/18 at MIN... **WALKS:** 2 - 5 times, last: 8/16/17 at TEX... **STOLEN BASES:** 1... **HITTING STREAK:** 11 games - 7/15-26/17



# NICK MARTINI

OF 31

## NON-ROSTER INVITEE

**B-T:** L-L

**HT:** 5-11; **WT:** 205

**OPENING DAY AGE:** 29

**BORN:** June 27, 1990, Crystal Lake, IL

**RESIDES:** Crystal Lake, IL

**ML SERVICE:** 1 year, 28 days

**HOW OBTAINED:** Claimed off waivers from Cincinnati Reds, 1/14/20

### 2019

- Opened the season on the IL with a sprained right knee, 3/17-5/27; included a rehab assignment to Las Vegas (AAA), 5/8-27
- Activated on 5/28 and shuttled between Las Vegas and OAK before being designated for assignment on 8/26
- Claimed off waivers by SD on 8/28
- Posted a .344 OBP in 26 games (21 GS) for SD after being claimed

### 2018

- Shuttled between Nashville (AAA) and OAK all season
- Made his ML debut, 6/6 at TEX
- Collected his first ML hit on a pinch-hit single, 6/23 at CWS (Juan Minaya)
- Ranked 3rd among all AL rookies in triples (3)
- Made 35 starts in LF and 2 in CF for OAK
- Batted leadoff in 32 of his 37 starts

### 2017

- Began the season with Springfield (AA)
- Promoted to Memphis (AAA) on 5/5
- Combined to slash .294/.382/.423 in 121 games between the two levels
- Hit .344 with a .447 OBP in 26 July games
- Hit .282 with 6 R, 5 RBI and 4 BB in 10 games during the Pacific Coast League postseason as Memphis won the league championship
- Named an MiLB.com Organization All-Star

### 2016

- Split season between Memphis and Springfield
- Combined for 55 walks to 66 strikeouts between the two levels and posted a .352 OBP
- Played all 3 outfield positions

### 2015

- Spent majority of the season with Springfield except for a one-month stint with Memphis, 7/4-8/4
- Posted a .799 OPS and hit .285 with a .392 OBP in 117 combined games between the two levels
- Named a Texas League midseason All-Star

### 2014

- Spent majority of the season with Palm Beach (A) but appeared in 6 games for Springfield
- Had 15 outfield assists for Palm Beach, which ranked 2nd in the Florida State League
- Hit 2 grand slams over a 7-day period: 7/28 vs Lakeland and 8/4 at Dunedin

### 2013

- Played for Peoria (A)
- Had 40 walks to 40 strikeouts
- Was on the IL with a sprained left ankle, 4/17-24
- Made his first professional pitching appearance, 5/13 at Quad Cities

### 2012

- Spent his 2nd pro season with Quad Cities (A)
- Had 64 walks to just 60 strikeouts in 563 plate appearances
- Appeared in 94 games in CF, 29 in RF and 2 in LF
- Hit his first pro home run, 5/30 vs Beloit

### 2011

- Made his pro debut with Batavia (A)

### PERSONAL

Nicholas Scott Martini... 2008 graduate of Prairie Ridge High School (IL)... Attended Kansas State University, where he was named Big 12 Player of the Year in 2010 and set an NCAA record with a 93-game on-base streak (2009-11).

## NICK MARTINI'S CAREER STATISTICS

YEAR	CLUB	AVG	G	AB	R	H	2B	3B	HR	RBI	SH	SF	HP	BB	SO	SB	CS	OBP	SLG	OPS	E
2011	Batavia	.167	57	174	19	29	5	3	0	19	0	1	3	28	34	8	0	.291	.230	.521	0
2012	Quad Cities	.266	130	482	82	128	24	4	2	52	3	4	10	64	60	11	9	.361	.344	.705	5
2013	Peoria	.252	106	365	36	92	18	2	2	36	0	2	9	40	40	9	8	.339	.329	.668	2
2014	Palm Beach	.256	115	438	59	112	25	5	7	59	2	3	9	44	71	5	5	.334	.384	.718	8
	Springfield	.375	6	16	2	6	1	0	0	1	0	0	0	1	1	1	0	.412	.438	.849	0
2015	Springfield	.265	95	313	40	83	15	2	5	32	4	1	5	51	48	8	7	.376	.374	.749	2
	Memphis	.393	22	56	12	22	4	2	1	14	1	0	1	9	10	1	0	.485	.589	1.074	0
2016	Memphis	.273	86	256	38	70	12	3	2	26	0	4	3	31	39	6	0	.354	.367	.721	1
	Springfield	.234	40	145	21	34	5	0	3	13	0	1	2	24	27	4	1	.349	.331	.680	2
2017	Springfield	.263	23	99	13	26	5	0	2	15	0	0	0	11	16	1	0	.336	.374	.710	0
	Memphis	.303	98	360	60	109	20	5	6	55	0	7	4	55	77	5	1	.394	.436	.830	1
2018	Nashville	.297	76	276	44	82	12	2	6	40	0	2	1	51	68	5	1	.406	.420	.826	4
	OAKLAND	.296	55	152	26	45	9	3	1	19	0	1	5	21	36	0	0	.397	.414	.811	2
2019	Las Vegas	.328	70	274	57	90	18	0	8	42	0	3	3	49	51	0	0	.432	.482	.913	1
	OAKLAND	.091	6	11	1	1	0	0	1	2	0	0	0	2	5	0	0	.231	.364	.594	0
	SAN DIEGO	.244	26	82	7	20	4	1	0	5	0	1	1	12	21	0	0	.344	.317	.661	0
<b>Minors Totals</b>		<b>.271</b>	<b>924</b>	<b>3254</b>	<b>483</b>	<b>883</b>	<b>164</b>	<b>28</b>	<b>44</b>	<b>404</b>	<b>8</b>	<b>28</b>	<b>50</b>	<b>458</b>	<b>542</b>	<b>64</b>	<b>32</b>	<b>.367</b>	<b>.380</b>	<b>.747</b>	<b>26</b>
<b>AL Totals</b>		<b>.282</b>	<b>61</b>	<b>163</b>	<b>27</b>	<b>46</b>	<b>9</b>	<b>3</b>	<b>2</b>	<b>21</b>	<b>0</b>	<b>1</b>	<b>5</b>	<b>23</b>	<b>41</b>	<b>0</b>	<b>0</b>	<b>.385</b>	<b>.411</b>	<b>.796</b>	<b>2</b>
<b>NL Totals</b>		<b>.244</b>	<b>26</b>	<b>82</b>	<b>7</b>	<b>20</b>	<b>4</b>	<b>1</b>	<b>0</b>	<b>5</b>	<b>0</b>	<b>1</b>	<b>1</b>	<b>12</b>	<b>21</b>	<b>0</b>	<b>0</b>	<b>.344</b>	<b>.317</b>	<b>.661</b>	<b>0</b>
<b>ML Totals</b>		<b>.269</b>	<b>87</b>	<b>245</b>	<b>34</b>	<b>66</b>	<b>13</b>	<b>4</b>	<b>2</b>	<b>26</b>	<b>0</b>	<b>2</b>	<b>6</b>	<b>35</b>	<b>62</b>	<b>0</b>	<b>0</b>	<b>.372</b>	<b>.380</b>	<b>.751</b>	<b>2</b>

## MARTINI'S WILD CARD GAME STATISTICS

YEAR	CLUB, OPP	AVG	G	AB	R	H	2B	3B	HR	RBI	SH	SF	HP	BB	SO	SB	CS	OBP	SLG	OPS	E
2018	OAK, NYY	.250	1	4	0	1	0	0	0	0	0	0	0	0	2	0	0	.250	.250	.500	0

## MARTINI'S CAREER TRANSACTIONS

- Selected by St. Louis Cardinals in 7th round of June 2011 draft
- Signed by Oakland Athletics as a minor league free agent, January 10, 2018
- On injured list with a sprained right knee, March 17-May 27, 2019; included a rehab assignment to Las Vegas, May 8-27
- Claimed off waivers by San Diego Padres, August 28, 2019
- Claimed off waivers by Cincinnati Reds, November 25, 2019
- Claimed off waivers by Philadelphia, January 14, 2020

## MARTINI'S CAREER FIELDING

POSITION	PCT	G	PO	A	E	TC	DP
Outfield	.985	77	130	2	2	134	1

## MARTINI'S GAME HIGHS

**HITS:** 3 – 6 times, last: 9/9/19 vs CHI... **RUNS:** 3 – 9/20/18 vs LAA... **DOUBLES:** 2 – 7/12/18 at HOU... **TRIPLES:** 1... **HOME RUNS:** 1... **RBI:** 2 – 6 times, last: 9/10/19 vs CHI... **WALKS:** 3 – 9/15/19 at COL... **STOLEN BASES:** N/A... **HITTING STREAK:** 9 games – 8/31-9/10/19

## MARTINI'S NOTABLE HOMERS

**GRAND SLAMS:** None... **INSIDE-THE-PARK HR:** None... **LEADOFF HR:** None... **PINCH HR:** 1 – 8/5/19 at CHI (Steve Cishek)... **WALK-OFF HR:** None



# NICK MATON

SS

90

## NON-ROSTER INVITEE

@Nick\_maton123

**B-T:** L-R

**HT:** 6-2; **WT:** 178

**OPENING DAY AGE:** 23

**BORN:** February 18, 1997, Chatham, IL

**RESIDES:** Chatham, IL

**HOW OBTAINED:** Selected by Phillies in 7th round of June 2017 draft

2020 PHILLIES

### 2019

- Named an Organization All-Star by MiLB.com for the 2nd consecutive season
- Spent most of the season with Clearwater (A) and was selected as a Florida State League midseason All-Star
- Slashed .298/.383/.404 in 49 home games for Clearwater
- Named Phillies Minor League Player of the Week, 5/6-12
- Promoted to Reading (AA) on 8/9
- Combined to hit .266/.349/.376 in 114 games between the two levels
- Following the season, played for Scottsdale in the Arizona Fall League (.333/.385/.667 in 3 G)
- Ranked by *Baseball America* as the 10th-best prospect in the Phillies minor league system following the season

- Named Phillies Defender of the Month for May
- Hit a grand slam, 8/15 vs Rome
- Homered in Game 1 of the SAL Championship Series, 9/10 at Lexington

### 2017

- Began pro career with Williamsport (A)
- Among all qualified shortstops in the New York-Penn League, ranked 1st in assists (175) and T-1st in double plays (33)
- Among all NYPL players, ranked T-9th in runs and T-10th in BB
- Hit his first pro home run, 8/5 vs Auburn
- Participated in Florida Instructional League

### 2018

- Spent his 2nd pro season with Lakewood (A)
- Named a South Atlantic League midseason All-Star
- Won Defensive Player of the Game in the SAL All-Star Game
- Selected as an Organization All-Star by MiLB.com
- Led all qualifying SAL shortstops with a .966 fielding percentage

### PERSONAL


Nick Maton... 2015 graduate of Glenwood High School (IL)... Attended Eastern Illinois University and was named to the All-Freshman team in the Ohio Valley Conference in 2016 before transferring to Lincoln Land Community College (IL) for his sophomore season... His brother, Phil, is currently a pitcher in CLE's organization... **Hobby:** Playing with his dog, Charlee... **Signed by:** Justin Morgenstern.

## NICK MATON'S CAREER STATISTICS

YEAR	CLUB	AVG	G	AB	R	H	2B	3B	HR	RBI	SH	SF	HP	BB	SO	SB	CS	OBP	SLG	OPS	E
2017	Williamsport	.252	58	210	34	53	9	1	2	13	0	3	3	30	47	10	5	.350	.333	.683	9
2018	Lakewood	.256	114	406	52	104	26	5	8	51	5	7	5	43	103	5	3	.330	.404	.734	15
2019	Clearwater	.276	93	337	35	93	14	3	5	45	1	2	3	41	71	11	8	.358	.380	.738	9
	Reading	.210	21	62	6	13	3	0	2	6	0	1	0	9	14	1	1	.306	.355	.660	2
<b>Minors Totals</b>		<b>.259</b>	<b>286</b>	<b>1015</b>	<b>127</b>	<b>263</b>	<b>52</b>	<b>9</b>	<b>17</b>	<b>115</b>	<b>6</b>	<b>13</b>	<b>11</b>	<b>123</b>	<b>235</b>	<b>27</b>	<b>17</b>	<b>.342</b>	<b>.378</b>	<b>.720</b>	<b>35</b>

## MATON'S CAREER TRANSACTIONS

- Selected by Oakland Athletics in 40th round of June 2015 draft, but did not sign
- Selected by Philadelphia in 7th round of June 2017 draft



# REGGIE McCLAIN

RHP

60

**B-T:** R-R  
**HT:** 6-2; **WT:** 180  
**OPENING DAY AGE:** 27  
**BORN:** November 16, 1992, Duluth, GA  
**RESIDES:** Bradenton, FL  
**ML SERVICE:** 59 days  
**HOW OBTAINED:** Claimed off waivers from Seattle Mariners, 1/31/20

## 2019

- Shuttled between Modesto (A), Arkansas (AA) and Tacoma (AAA) for the majority of the season
- Posted a 2.23 ERA (18 ER, 72.2 IP) with 72 SO to 22 BB in 29 combined minor league games (3 GS)
- Had his contract selected by SEA on 8/2 and made his ML debut that night at HOU
- Posted a 33.00 ERA (11 ER, 3.0 IP) in 3 appearances at Minute Maid Park and a 1.50 ERA (3 ER, 18.0 IP) in his other 11 games

## 2018

- Pitched for Modesto
- Posted a 3.86 SO/BB ratio (108 SO, 28 BB)

## 2017

- Spent his 2nd pro season with Modesto
- Led all SEA minor league pitchers in wins (12) and strikeouts (127)
- Led the California League in wins and innings (153.1) and ranked T-2nd in starts (27), 4th in WHIP (1.30) and 7th in strikeouts
- Named a CL North Division All-Star
- Recorded his first career complete game, 6/29 vs Visalia

## 2016

- Began pro career with Everett (A)
- Finished T-8th in the Northwest League in strikeouts (55)

## PERSONAL

Reginald Kristen McClain... 2011 graduate of Northview High School (GA)... Attended State College of Florida, Manatee-Sarasota and University of Missouri... **Signed by:** Tony Russo.

## REGGIE McCLAIN'S CAREER STATISTICS

YEAR	CLUB	W-L	ERA	G	GS	SHO	SV	IP	H	R	ER	HR	HB	BB	SO	WP	BK	AVG
2016	Everett	3-3	4.47	13	7	0	0	48.1	45	24	24	5	2	5	55	3	1	.249
2017	Modesto	*12-9	4.75	27	27	1	0	*153.1	164	85	81	15	12	35	127	3	1	.276
2018	Modesto	6-11	5.01	24	23	0	0	133.0	160	89	74	16	11	28	108	9	1	.298
2019	Modesto	0-0	0.56	6	0	0	0	16.0	9	1	1	1	0	0	18	4	0	.155
	Tacoma	3-4	3.29	17	1	0	0	41.0	29	20	15	3	2	18	34	3	0	.203
	Arkansas	0-0	1.15	6	2	0	0	15.2	6	2	2	0	2	4	20	2	0	.122
	SEATTLE	1-1	6.00	14	2	0	0	21.0	22	14	14	2	0	13	11	1	0	.268
<b>Minors Totals</b>		<b>24-27</b>	<b>4.35</b>	<b>93</b>	<b>60</b>	<b>1</b>	<b>0</b>	<b>407.1</b>	<b>413</b>	<b>221</b>	<b>197</b>	<b>40</b>	<b>29</b>	<b>90</b>	<b>362</b>	<b>24</b>	<b>3</b>	<b>.264</b>
<b>ML Totals</b>		<b>1-1</b>	<b>6.00</b>	<b>14</b>	<b>2</b>	<b>0</b>	<b>0</b>	<b>21.0</b>	<b>22</b>	<b>14</b>	<b>14</b>	<b>2</b>	<b>0</b>	<b>13</b>	<b>11</b>	<b>1</b>	<b>0</b>	<b>.268</b>

\* League leader

## McCLAIN'S CAREER TRANSACTIONS

- Selected by Seattle Mariners in 13th round of June 2016 draft
- Claimed off waivers by Philadelphia, January 31, 2020

## McCLAIN'S CAREER FIELDING

POSITION	PCT	G	PO	A	E	TC	DP
Pitcher	.500	14	0	2	2	4	0

## McCLAIN'S GAME HIGHS

**LOW-HIT CG:** None... **SHUTOUTS:** None... **STRIKEOUTS:** 4 – 8/27/19 vs NYY... **WALKS:** 2 – 3 times, last: 9/8/19 at HOU...  
**LONGEST OUTING:** 3.0 inn. – 8/27/19 vs NYY... **WINNING STREAK:** N/A... **LOSING STREAK:** N/A... **SCORELESS STREAK:** 6.0 inn. – 8/10-17/19





# ANDREW McCUTCHEN

LF

22

@TheCUTCH22

**B-T:** R-R

**HT:** 5-11; **WT:** 195

**OPENING DAY AGE:** 33

**BORN:** October 10, 1986, Fort Meade, FL

**RESIDES:** Pittsburgh, PA

**ML SERVICE:** 10 years, 123 days

**HOW OBTAINED:** Signed by Phillies as a free agent, 12/12/18

**CONTRACT STATUS:** Signed a three-year contract on 12/12/18, taking him through 2021 with a club option for 2022

2020 PHILLIES

## 2019

- Made his 10th career Opening Day roster and slugged a leadoff HR in his first at-bat as a Phillie on 3/28 vs ATL (Julio Teheran)
- Joined Cesar Hernández (2017) and Heinie Mueller (1938) as the only Phillies to hit a leadoff homer on Opening Day since 1900
- Notched his 600th career XBH with a double on 4/15 vs NYM
- Collected at least 1 XBH in 5 consecutive games from 4/12-16, which was 1 game shy of his career-best XBH streak (6 G, 6/30-7/4/11)
- Collected his 800th RBI and 800th walk on 4/27 vs MIA
- Recorded multiple XBH in a career-best 3 straight games from 5/22-24
- On 5/29 vs STL, became the first leadoff hitter with 3 walks, 4 runs and a HR in a game since he himself did so on 8/10/11 at SF; also became just the third NL player in the live-ball era (since 1920), regardless of lineup spot, with multiple such games, joining Barry Bonds (3) and Mike Schmidt (2)
- His 24 runs scored before May (29 G) were the most by a Phillie since Chase Utley had 25 in 2008
- Batted .315 (17-54), 5 2B, 4 HR, 12 RBI, 14 R, 10 BB and a 1.052 OPS over his last 15 games of the season (5/19-6/3)
- From Opening Day through 6/3, was the only NL hitter with more than 40 runs and 40 walks
- Started in 59 of the team's first 60 games of the season
- The Phillies went 8-2 in games when he homered
- Hit 2 leadoff HR: 3/28 vs ATL and 5/25 at MIL (Jhoulys Chacin)
- Was placed on the 10-day IL with a left anterior cruciate ligament injury on 6/4; transferred to the 60-day IL on 6/24 and missed the remainder of the season
- The Phillies were 32-27 with him in the lineup and 49-54 without him

## 2018

- Finished T-8th in the majors in walks (95)
- Collected 25 doubles and 20 home runs for the 8th straight season, which was then longest active streak among all players
- Began the season with SF
- Had a career-high 6 hits, 4/7 vs LAD (6-7, 2 R, 2B, HR, 4 RBI, SB) and slugged his 7th career walk-off home run (Wilmer Font)
- Had a season-best 13-game hitting streak, 4/30-5/14 (18-48, .375 AVG)
- In total, played 128 games in RF for SF (127 starts) and posted a .992 fielding % (2 E, 255 TC)
- Traded to NYY on 8/31; at the time of the trade, ranked 8th in the NL in walks (73), behind Rhys Hoskins who ranked 7th with 74 BB

## McCUTCHEN PHAST PHACTS

- 2013 NL MVP
- 5-time NL All-Star (2011-15)
- 4-time NL Silver Slugger Award winner
- 2012 NL Wilson Defensive Player of the Year
- 2012 Gold Glove Award winner
- 2015 Roberto Clemente Award winner
- 5-time NL Player of the Month
- 7-time NL Player of the Week
- NL hits leader in 2012
- Won 2017 World Baseball Classic with Team USA

- Started 25 games for NYY, 15 in RF, 9 in LF and 1 at DH
- Posted a .421 OBP with NYY, reaching base safely in 48 of his 114 plate appearances
- Led MLB with 53 walks after the All-Star break; his 22 walks in September ranked T-4th in the majors
- Played in 155 games between both clubs and combined to slash .255/.368/.424 with 20 HR and 14 SB
- Reached base safely in his final 14 games of the season (9/14-29)
- Played in his 1,500th career game, 9/28 at BOS

## 2017

- Spent his 9th season with PIT
- Played for the gold-medal-winning Team USA in the World Baseball Classic
- Named PIT's MVP by the Pittsburgh chapter of the BBWAA for the 6th time in his career
- Reached base safely in 24 straight games, 4/10-5/4
- Hit his 6th career walk-off HR, 5/29 vs ARI, tying him for the most in PIT franchise history with Ralph Kiner and Willie Stargell
- Named NL Player of the Month for June as he led the NL in AVG (.411), OBP (.505) and OPS (1.193); also hit 6 HR with 23 RBI
- Became just the 4th player in PIT franchise history to hit 10 or more HR in 9 straight seasons, joining Roberto Clemente, Al Oliver and Stargell
- Hit his 200th career HR, 9/13 at MIL

## 2016

- Made his 7th Opening Day start in CF for PIT, becoming the first PIT player to do so since Andy Van Slyke (1988-94)
- Hit 3 HR, 4/26/16 at COL; had two other multi-HR games, 6/25 vs LAD (2 HR) and 9/15 at PHI (2 HR)
- Finished the year slashing .284/.381/.471 from 8/1 through the end of the season after batting .241/.311/.408 over his first 97 games and 431 plate appearances (4/3-7/31)

## 2015

- Honored as the recipient of the MLB Roberto Clemente Award
- Finished 5th in the NL MVP voting behind Bryce Harper, Paul Goldschmidt, Joey Votto and Anthony Rizzo
- Named to his 5th consecutive All-Star team and was the starter in CF for the 2nd straight season
- Collected his 4th Silver Slugger Award
- Named a Gold Glove finalist after making 2 errors in 301 total chances
- Set career highs in walks (98) and tied his career high in RBI (96)
- Collected his 1,000th career hit, 4/29 at CHI
- Had a career-best 18-game hitting streak, 6/21-7/11 (.355 AVG)
- Named NL Player of the Month for August after slashing .348/.470/.609 with 5 HR and 19 RBI

## 2014

- Finished 3rd in the NL MVP voting behind Clayton Kershaw and Giancarlo Stanton
- Won his third consecutive Silver Slugger Award
- Selected to his fourth consecutive All-Star team, the first PIT outfielder to do so since Roberto Clemente (1969-72); went 1-for-3 with a stolen base while playing the first 5.0 innings in CF
- Led all NL outfielders with 4,519,440 votes
- Led the NL in OBP, the first PIT player to do so since Barry Bonds in 1992 (.456)
- Also led the NL in OPS and ranked T-1st in XBH (69), 2nd in SLG & total bases (297), 3rd in AVG, 4th in walks, T-6th in multi-hit games (49) and T-9th in hits (172)
- Led all NL center fielders in AVG (.314), OBP (.410), HR (25) & RBI (83)
- Named NL Player of the Week, 6/9-15
- Named NL Player of the Month for June after leading the majors with 20 extra-base hits during the month and slashing .343/.410/.686
- Named NL Co-Player of the Week, 7/7-13 (Aroldis Chapman)
- Was on the 15-day IL, 8/4-18 (avulsion fracture of costochondral cartilage of the left eleventh rib)
- Hit .324 with 8 HR and 16 RBI in his final 37 games after being activated
- Had three straight 3-hit games, 9/6-8
- Hit his first career inside-the-park home run, 9/10 at PHI (Jerome Williams)
- Went 0-for-3 with a BB in the Wild Card Game, 10/1 vs SF

## 2013

- Named NL MVP after receiving 28 of 30 first-place votes for a total of 409 points (Paul Goldschmidt finished 2nd with 242 points); was the first PIT player to win the award since Barry Bonds (1992)
- Named the NL's Most Outstanding Player by the MLBPA for the second straight year in a vote of all ML players
- Selected to his 3rd consecutive All-Star team
- Captured his 2nd consecutive Silver Slugger Award
- Posted a career-best 7.9 bWAR
- Became the first PIT player since Barry Bonds (1990-92) to hit at least 20 home runs with 20 stolen bases in three straight seasons
- Led NL center fielders in innings (1378.0) and was T-7th among all NL outfielders with a career-best 11 assists
- Slashed .388/.479/.650 in 121 plate appearances against LHP
- Swiped his 100th career base, 4/3 vs CHI
- Scored a run in 10 consecutive games, 6/28-7/8

- Hit his 100th career home run, 9/3 at MIL (Yovani Gallardo)
- Hit .347 with a .449 OBP and .565 SLG (1,013 OPS) over his final 82 games, 6/28-9/28 (352 PA)
- Appeared in 6 postseason games and hit .333 (7-21) with 3 R and 5 BB

## 2012

- Finished 3rd in the NL MVP voting with 245 points, trailing only Buster Posey (422) and Ryan Braun (285)
- Named the NL's Most Outstanding Player in a vote of all ML players by the MLBPA
- Won the Rawlings Gold Glove Award for NL center fielders
- Captured the Louisville Silver Slugger Award for NL center fielders
- Joined Barry Bonds, Andy Van Slyke and Jay Bell as the only PIT players to ever win both awards in the same season
- Selected to his 2nd straight All-Star team; played 5.0 innings in CF and went 1-for-2 with a single off Chris Sale
- Participated in the Home Run Derby on 7/9
- Led the NL in hits and ranked 2nd in runs, AVG, OBP, SLG & total bases (328), 5th in multi-hit games (53) and 8th in HR
- Was one of only three players in the majors with 30 home runs and 20 steals (Ryan Braun & Mike Trout)
- Over a 3-month span from 5/1-7/31, hit .392/.450/.706 with 14 2B, 22 HR and 59 RBI in 77 games (322 PA)
- Named NL Player of the Month for June after slashing .370/.420/.676
- Named NL Player of the Week 2 consecutive weeks, 7/2-8 and 7/9-15
- Homered in 4 consecutive games, 7/8-15
- Hit .446/.510/.739 in 25 games during the month of July and took home NL Player of the Month honors for the second consecutive month, the first PIT player to do so since Bobby Bonilla, April-May 1988
- His .446 AVG during the month was the highest by a PIT player during July in the modern era
- Was batting .373 entering play on 8/3 at CIN when he was hit by a pitch thrown by Aroldis Chapman; finished the season batting .248 over his final 57 games
- Following the season, was named the Dapper Dan Man of the Year, an award presented annually in Pittsburgh since 1939 to the top local sports figure

## 2011

- Made his first career All-Star team in his second full season with PIT
- Played the final 3.0 innings in CF and went 0-for-2 at the plate for the NL, 7/12 at Chase Field
- Slashed .277/.377/.567 in 167 plate appearances against LHP
- Led the club in home runs, RBI and stolen bases
- Became the 8th player in PIT franchise history with at least 20 home runs and 20 stolen bases
- Among all NL players, ranked 2nd in pitches faced (2,826), trailing only Joey Votto (2,880), and 5th in walks
- Went 1-for-1 with 4 R, HR, 2 RBI, HBP, 3 BB and 2 SB, 8/10 at SF

## 2010

- His first full season with PIT
- Led the team in runs, hits, doubles, triples, walks and stolen bases
- Led all NL center fielders with a .363 OBP
- Made 152 starts in CF and had 8 assists
- His 33 stolen bases were the most by a PIT player since 1998 (Tony Womack, 58)
- Had 2 multi-home run games, 5/10 vs LAD and 9/7 vs HOU

- Had multiple hits in 4 straight games, 5/5-8 (9-13)
- Reached base safely in 24 of 28 games during the month of May
- Reached base safely in 24 straight games, 9/4-29, and in 27 of his final 28

**2009**

- Began the season with Indianapolis (AAA) before having his contract selected by PIT on 6/4
- Named ML Rookie of the Year by *Baseball America*
- Finished fourth in the NL Rookie of the Year voting
- Led PIT in runs and stolen bases
- Among all NL rookies, ranked 1st in extra-base hits (47), 2nd in multi-hit games (36), runs, walks & total bases (204), 3rd in SLG, doubles, stolen bases & RBI, 4th in OBP, T-4th in home runs and 5th in AVG
- Finished 3rd among all NL leadoff hitters in home runs (10) behind Jimmy Rollins (18) and Alfonso Soriano (14)
- Hit his 1st career home run, 6/17 at MIN (Francisco Liriano)
- Went 4-for-5 with 3 HR, 8/1 vs WSH
- Hit his first career walk-off HR, 8/25 vs PHI (Brad Lidge)
- Named the Roberto Clemente Award winner by the Pittsburgh chapter of the BBWAA, an award presented annually since 1973 to the team MVP

**2008**

- Spent the season with Indianapolis
- Named an International League midseason All-Star and also was named the Triple-A All-Star Game MVP (2-2, 2 RBI)
- Among all IL players, finished 3rd in walks and games, 7th in stolen bases, T-9th in hits and 10th in OBP
- Reached base safely in 27 straight games, 4/7-5/5
- Named IL Player of the Month for May (.304 AVG, 16 R, 6 2B, 2 HR, 12 SB)
- Played for Team USA in the All-Star Futures Game (0-2), 7/13 at Yankee Stadium

**2007**

- Spent majority of the season with Altoona (AA) before finishing the season with Indianapolis
- Combined to hit .265 with 24 2B, 11 HR and 21 SB in 121 games between the two clubs
- Had 2 inside-the-park HR, 5/21 and 8/5
- Following the season, played for Phoenix in the Arizona Fall League
- Named to the AFL Rising Stars and AFL All-Prospect teams

**2006**

- Named PIT's Minor League Player of the Year
- Selected as a South Atlantic League midseason and postseason All-Star
- Spent the season with Hickory (A) and Altoona and combined to slash .294/.359/.450 with 17 HR between the two clubs
- Reached base safely in 28 consecutive games, 7/13-8/13
- Following the season, was named the top prospect in the PIT minor league system by *Baseball America* and the 15th-best prospect in the minors by MLB.com

**2005**

- Split first pro season between Gulf Coast League Pirates (R) and Williamsport (A)
- Combined to hit .310 with 12 2B, 4 3B, 2 HR, 35 RBI and 17 SB in 58 combined games between the two clubs

**PERSONAL**

Andrew Stefan McCutchen... Married, wife's name is Maria; has two sons, Steel Stefan (11/27/17) and Armani X (12/24/19)... Andrew and Maria were engaged on "The Ellen Show," 12/10/13... 2005 graduate of Fort Meade High School (FL)... Was featured on the cover of *MLB's The Show 2013*... 2015 MLB Roberto Clemente Award winner... **Hobby:** Playing with his sons... **Signed by:** Rob Sidwell.

**ANDREW MCCUTCHEN'S CAREER STATISTICS**

YEAR	CLUB	AVG	G	AB	R	H	2B	3B	HR	RBI	SH	SF	HP	BB	SO	SB	CS	OBP	SLG	OPS	E
2005	GCL Pirates	.297	45	158	36	47	9	3	2	30	0	2	3	29	24	13	1	.411	.430	.842	3
	Williamsport	.346	13	52	12	18	3	1	0	5	1	0	1	8	6	4	1	.443	.442	.885	0
2006	Hickory	.291	114	453	77	132	20	4	14	62	0	3	5	42	91	22	7	.356	.446	.802	6
	Altoona	.308	20	78	12	24	4	0	3	12	0	0	1	8	20	1	1	.379	.474	.854	0
	Altoona	.258	118	446	70	115	20	3	10	48	2	3	3	44	83	17	1	.327	.383	.710	3
2007	Indianapolis	.313	17	67	7	21	4	0	1	5	0	1	0	4	11	4	3	.347	.418	.765	0
2008	Indianapolis	.283	135	512	75	145	26	3	9	50	1	3	6	68	87	34	19	.372	.398	.770	3
2009	Indianapolis	.303	49	201	41	61	10	8	4	20	0	0	1	17	24	10	2	.361	.493	.853	0
	PITTSBURGH	.286	108	433	74	124	26	9	12	54	0	4	2	54	83	22	5	.365	.471	.836	2
2010	PITTSBURGH	.286	154	570	94	163	35	5	16	56	1	7	5	70	89	33	10	.365	.449	.814	5
2011	PITTSBURGH	.259	158	572	87	148	34	5	23	89	2	6	9	89	126	23	10	.364	.456	.820	7
2012	PITTSBURGH	.327	157	593	107	*194	29	6	31	96	0	5	5	70	132	20	12	.400	.553	.953	1
2013	PITTSBURGH	.317	157	583	97	185	38	5	21	84	0	4	9	78	101	27	10	.404	.508	.911	6
2014	PITTSBURGH	.314	146	548	89	172	38	6	25	83	0	6	10	84	115	18	3	*410	.542	*952	6
2015	PITTSBURGH	.292	157	566	90	165	36	3	23	96	0	9	12	98	134	11	5	.401	.488	.889	2
2016	PITTSBURGH	.256	153	598	81	153	26	3	24	79	0	3	5	69	143	6	7	.336	.430	.766	3
2017	PITTSBURGH	.279	156	570	94	159	30	2	28	88	0	3	4	73	116	11	7	.363	.486	.849	4
2018	SAN FRANCISCO	.255	130	482	65	123	28	2	15	55	0	6	7	73	123	13	6	.357	.415	.772	2
	NEW YORK (AL)	.253	25	87	18	22	2	1	5	10	0	1	4	22	22	1	3	.421	.471	.892	0
2019	PHILLIES	.256	59	219	45	56	12	1	10	29	0	0	0	43	55	2	1	.378	.457	.834	2
<b>Minors Totals</b>		<b>.286</b>	<b>511</b>	<b>1967</b>	<b>330</b>	<b>563</b>	<b>96</b>	<b>22</b>	<b>43</b>	<b>232</b>	<b>4</b>	<b>12</b>	<b>20</b>	<b>220</b>	<b>346</b>	<b>105</b>	<b>35</b>	<b>.362</b>	<b>.423</b>	<b>.785</b>	<b>15</b>
<b>AL</b>	<b>Totals</b>	<b>.253</b>	<b>25</b>	<b>87</b>	<b>18</b>	<b>22</b>	<b>2</b>	<b>1</b>	<b>5</b>	<b>10</b>	<b>0</b>	<b>1</b>	<b>4</b>	<b>22</b>	<b>22</b>	<b>1</b>	<b>3</b>	<b>.421</b>	<b>.471</b>	<b>.892</b>	<b>0</b>
<b>NL</b>	<b>Totals</b>	<b>.286</b>	<b>1535</b>	<b>5734</b>	<b>924</b>	<b>1642</b>	<b>332</b>	<b>47</b>	<b>228</b>	<b>809</b>	<b>3</b>	<b>53</b>	<b>68</b>	<b>801</b>	<b>1216</b>	<b>186</b>	<b>74</b>	<b>.377</b>	<b>.480</b>	<b>.857</b>	<b>40</b>
<b>ML</b>	<b>Totals</b>	<b>.286</b>	<b>1560</b>	<b>5821</b>	<b>942</b>	<b>1664</b>	<b>334</b>	<b>48</b>	<b>233</b>	<b>819</b>	<b>3</b>	<b>54</b>	<b>72</b>	<b>823</b>	<b>1238</b>	<b>187</b>	<b>77</b>	<b>.378</b>	<b>.480</b>	<b>.858</b>	<b>40</b>

\* League leader

## McCUTCHEN'S WILD CARD GAME STATISTICS

YEAR	CLUB, OPP	AVG	G	AB	R	H	2B	3B	HR	RBI	SH	SF	HP	BB	SO	SB	CS	OBP	SLG	OPS	E
2013	PIT, CIN	.667	1	3	1	2	0	0	0	0	0	0	0	2	0	0	0	.800	.667	1.467	0
2014	PIT, SF	.000	1	3	0	0	0	0	0	0	0	0	0	1	1	0	0	.250	.000	.250	0
2015	PIT, CHI	.500	1	4	0	2	0	0	0	0	0	0	0	0	0	0	0	.500	.500	1.000	0
2018	NY, OAK	.000	1	3	1	0	0	0	0	0	0	0	0	1	0	0	0	.250	.000	.250	0
<b>WC</b>	<b>Totals</b>	<b>.308</b>	<b>4</b>	<b>13</b>	<b>2</b>	<b>4</b>	<b>0</b>	<b>0</b>	<b>0</b>	<b>0</b>	<b>0</b>	<b>0</b>	<b>0</b>	<b>4</b>	<b>1</b>	<b>0</b>	<b>0</b>	<b>.471</b>	<b>.308</b>	<b>.778</b>	<b>0</b>

## McCUTCHEN'S DIVISION SERIES STATISTICS

YEAR	CLUB, OPP	AVG	G	AB	R	H	2B	3B	HR	RBI	SH	SF	HP	BB	SO	SB	CS	OBP	SLG	OPS	E
2013	PIT, STL	.278	5	18	2	5	1	0	0	0	0	0	0	3	3	0	0	.381	.333	.714	1
2018	NY, BOS	.133	4	15	1	2	0	0	0	1	0	0	0	0	3	0	0	.133	.133	.267	0
<b>DS</b>	<b>Totals</b>	<b>.212</b>	<b>9</b>	<b>33</b>	<b>3</b>	<b>7</b>	<b>1</b>	<b>0</b>	<b>0</b>	<b>1</b>	<b>0</b>	<b>0</b>	<b>0</b>	<b>3</b>	<b>6</b>	<b>0</b>	<b>0</b>	<b>.278</b>	<b>.242</b>	<b>.520</b>	<b>1</b>

## McCUTCHEN'S ALL-STAR GAME STATISTICS

YEAR	CLUB, SITE	AVG	G	AB	R	H	2B	3B	HR	RBI	SH	SF	HP	BB	SO	SB	CS	OBP	SLG	OPS	E
2011	NL, ARI	.000	1	1	0	0	0	0	0	0	0	0	0	0	0	0	0	.000	.000	.000	0
2012	NL, KC	.500	1	2	0	1	0	0	0	0	0	0	0	0	0	0	0	.500	.500	1.000	0
2013	NL, NYM	.000	1	2	0	0	0	0	0	0	0	0	0	0	2	1	0	.000	.000	.000	0
2014	NL, MIN	.333	1	3	0	1	0	0	0	0	0	0	0	0	0	1	0	.333	.333	.666	0
2015	NL, CIN	.333	1	3	1	1	0	0	1	1	0	0	0	0	1	0	0	.333	1.333	1.666	0
<b>ASG</b>	<b>Totals</b>	<b>.273</b>	<b>5</b>	<b>11</b>	<b>1</b>	<b>3</b>	<b>0</b>	<b>0</b>	<b>1</b>	<b>1</b>	<b>0</b>	<b>0</b>	<b>0</b>	<b>0</b>	<b>3</b>	<b>2</b>	<b>0</b>	<b>.273</b>	<b>.545</b>	<b>.818</b>	<b>0</b>

## McCUTCHEN'S WORLD BASEBALL CLASSIC STATISTICS

YEAR	CLUB	AVG	G	AB	R	H	2B	3B	HR	RBI	SH	SF	HP	BB	SO	SB	CS	OBP	SLG	OPS	E
2017	USA	.238	6	21	1	5	1	0	0	5	0	0	0	0	7	0	0	.273	.286	.559	0

## McCUTCHEN'S CAREER TRANSACTIONS

- Selected by Pittsburgh Pirates in 1st round (11th overall) of June 2005 draft
- On injured list with an avulsion fracture of costochondral cartilage of the left eleventh rib, August 4-18, 2014
- Traded to San Francisco Giants for Kyle Crick (rhp) and Bryan Reynolds (of), January 15, 2017
- Traded to New York Yankees for Juan De Paula (rhp) and Abiatal Avelino (inf), August 31, 2018
- Signed by Philadelphia as a free agent, December 12, 2018
- On injured list with a left anterior cruciate ligament injury, June 4, 2019 through the end of the season

## McCUTCHEN'S CAREER FIELDING

POSITION	PCT	G	PO	A	E	TC	DP
Outfield	.988	1536	3332	74	40	3446	17

## McCUTCHEN'S GAME HIGHS

**HITS:** 6 – 4/7/18 vs LAD... **RUNS:** 5 – 5/14/10 at CHI... **DOUBLES:** 2 – 27 times, last: 5/24/19 at MIL... **TRIPLES:** 2 – 6/8/09 at ATL... **HOME RUNS:** 3 – 8/1/09 vs WSH... **RBI:** 8 – 9/26/17 vs BAL... **WALKS:** 4 – 3 times, last: 8/10/18 vs PIT... **STOLEN BASES:** 3 – 2 times, last: 6/15/10 vs CWS... **HITTING STREAK:** 18 games – 6/21-7/11/15

## McCUTCHEN'S NOTABLE HOMERS

**GRAND SLAMS:** 1 – 9/26/17 vs BAL (Kevin Gausman)... **INSIDE-THE-PARK HR:** 1 – 9/10/14 at PHI (Jerome Williams)... **LEADOFF HR:** 14 – 8/1/09 vs WSH (Craig Stammen); 8/3/09 vs WSH (Garrett Mock); 8/27/09 vs PHI (J.A. Happ); 9/22/09 vs CIN (Johnny Cueto); 8/4/10 vs CIN (Johnny Cueto); 9/19/10 vs ARI (Daniel Hudson); 4/17/11 at CIN (Edinson Volquez); 4/30/11 at COL (Jason Hammel); 8/10/18 vs PIT (Clay Holmes); 8/24/18 vs TEX (Drew Hutchison); 9/8/18 at SEA (Felix Hernandez); 9/16/18 vs TOR (Thomas Pannone); 3/28/19 vs ATL (Julio Teheran); 5/25/19 at MIL (Jhoulys Chacin)... **PINCH HR:** None... **WALK-OFF HR:** 7 – 8/25/09 vs PHI (Brad Lidge); 6/8/11 vs ARI (Zach Kroenke); 9/29/12 vs CIN (Jonathan Broxton); 5/14/13 vs MIL (Mike Fiers); 7/11/15 vs STL (Nick Greenwood); 5/29/17 vs ARI (Archie Bradley); 4/7/18 vs LAD (Wilmer Font)



# ADONIS MEDINA

RHP

77

**B-T:** R-R

**HT:** 6-1; **WT:** 187

**OPENING DAY AGE:** 23

**BORN:** December 18, 1996, Santo Domingo, DR

**RESIDES:** Santo Domingo, DR

**HOW OBTAINED:** Signed by Phillies as an amateur free agent, 5/29/14

2020 PHILLIES

## 2019

- Was a non-roster invitee to ML spring training
- Spent entire season with Reading (AA)
- Was named an Eastern League midseason All-Star and started for the East in the EL All-Star Game
- Over his first 11 starts, posted a 3.32 ERA (21 ER, 57.0 IP)
- Held RHH to a .196 AVG (36-184)
- Following the season, was named the 5th-best prospect in the Phillies minor league system by *Baseball America*

## 2018

- Spent entire season with Clearwater (A)
- Was selected to the World Team for the All-Star Futures Game at Nationals Park
- Was 3rd in the Florida State League in SO (123), T-4th in wins (10), T-5th in CG (1) and T-10 in starts (21)
- Posted a 3.54 ERA (38 ER, 96.2 IP) from May through the end of the season
- Had 3 double-digit strikeout performances in a 9-start span, 6/19-8/15
- Named FSL Pitcher of the Week, 7/16-22 and 8/13-19
- Averaged 9.97 SO/9.0 IP
- Allowed 2 HR in his final 7 starts (35.0 IP)
- Following the season, was named the 4th-best prospect in the Phillies minor league system by *Baseball America*

## 2017

- Spent entire season with Lakewood (A)
- Ranked 4th in the South Atlantic League in strikeouts and T-8th in ERA
- Among qualifying starters in the SAL, was 3rd in SO/9.0 IP (10.00)
- Twice named Phillies Minor League Pitcher of the Week (6/12-18 and 7/10-16)
- Had 3 starts with 10 or more SO

- Registered 75 SO in 11 starts (60.1 IP) before the All-Star break
- Held RHH to a .200 AVG (48-240)
- Held opponents to a .214 AVG (22-103) with RISP
- Following the season, was named the 4th-best prospect in the Phillies minor league system by *Baseball America*

## 2016

- Spent entire season with Williamsport (A)
- Selected as a New York-Penn League All-Star
- Ranked 2nd in the NYPL in OPP AVG (.203) and 6th in WHIP (1.10)
- Named Phillies Minor League Pitcher of the Week, 6/27-7/3
- Did not allow a run in his first 22.0 IP
- Surrendered 1 ER or none in 7 of 13 starts
- Participated in Florida Instructional League

## 2015

- Spent entire season with Gulf Coast League Phillies (R)
- Allowed 1 ER or none in 5 of 8 starts
- Following the season, was named the 10th-best prospect in the Phillies minor league system by *Baseball America*
- Participated in FIL

## 2014

- Began pro career with Dominican Summer League Phillies (R)
- Did not allow an ER over his final 6 appearances (11.1 IP), lowering his ERA from 2.40 to 1.37
- Participated in FIL

## PERSONAL

Adonis Medina... **Hobby:** Playing PS4... **Signed by:** Carlos Salas.

## ADONIS MEDINA'S CAREER STATISTICS

YEAR	CLUB	W-L	ERA	G	GS	CG	SHO	SV	IP	H	R	ER	HR	HB	BB	SO	WP	BK	AVG
2014	DSL Phillies	2-3	1.37	11	2	0	0	1	26.1	22	10	4	0	4	4	22	3	0	.220
2015	GCL Phillies	3-2	2.98	10	8	0	0	0	45.1	42	21	15	1	6	12	35	4	1	.253
2016	Williamsport	5-3	2.92	13	13	0	0	0	64.2	47	26	21	5	7	24	34	8	1	.203
2017	Lakewood	4-9	3.01	22	22	0	0	0	119.2	103	47	40	7	12	39	133	15	0	.227
2018	Clearwater	10-4	4.12	22	21	1	0	0	111.1	103	59	51	11	11	36	123	7	0	.245
2019	Reading	7-7	4.94	22	21	0	0	0	105.2	103	69	58	11	14	41	82	6	1	.254
<b>Minors Totals</b>		<b>31-28</b>	<b>3.60</b>	<b>100</b>	<b>87</b>	<b>1</b>	<b>0</b>	<b>1</b>	<b>473.0</b>	<b>420</b>	<b>232</b>	<b>189</b>	<b>35</b>	<b>54</b>	<b>156</b>	<b>429</b>	<b>43</b>	<b>3</b>	<b>.236</b>

## MEDINA'S CAREER TRANSACTIONS

- Signed by Philadelphia as an amateur free agent, May 29, 2014



# MICKEY MONIAK

OF

78

## NON-ROSTER INVITEE

@MickeyMoniak

**B-T:** L-R  
**HT:** 6-2; **WT:** 195  
**OPENING DAY AGE:** 21  
**BORN:** May 13, 1998, Encinitas, CA  
**RESIDES:** Carlsbad, CA  
**HOW OBTAINED:** Selected by Phillies in 1st round (1st overall) of June 2016 draft

### 2019

- Spent entire season with Reading (AA) after attending ML spring training as a non-roster invitee
- Named an Eastern League midseason and postseason All-Star
- Led the EL in triples (13), was 2nd in extra-base hits (52) & total bases (204), T-4th in RBI (67), 5th in SLG (.439), 6th in doubles (28), T-8th in hits (117) and T-9th in runs (63)
- His 13 triples were more than any Phillies minor leaguer has had in a season since 2006 (Michael Bourn, 13)
- Recorded 8 outfield assists (5 in CF, 3 in RF)
- Was on the IL, 7/4-10, with a right hamstring strain
- Played for Scottsdale in the Arizona Fall League
- Following the season, was named the 9th-best prospect in the Phillies system by *Baseball America*

### 2018

- Spent entire season with Clearwater (A)
- Ranked 3rd in the Florida State League in doubles (28), 5th in hits (117) and 10th in at-bats (433)
- Selected as Phillies Minor League Player of the Week three times (5/28-6/3, 7/16-22 and 8/6-12)
- Named Phillies Minor League Defender of the Month for July
- Batted .333 (42-126), 12 2B, 2 3B, HR and posted an .856 OPS over his final 32 games
- Hit .294 (42-143) with 9 2B and 4 HR against LHP
- Made starts at all 3 outfield positions, totaling 6 outfield assists and posting a .996 fielding percentage
- Primarily played CF (99 games/98 starts)

### 2017

- Spent the season with Lakewood (A)
- Was T-6th in the South Atlantic League in triples (6) and T-9th in games (123)
- Recorded 27 multi-hit games
- Batted .270 (64-237) with 21 XBH (15 2B, 4 3B, 2 HR) in the first half and .201 (46-229) with 12 XBH (7 2B, 2 3B, 3 HR) in the second half
- Following the season, was named the 9th-best prospect in the Phillies minor league system by *Baseball America*
- Participated in Florida Instructional League

### 2016

- Began pro career with Gulf Coast League Phillies (R)
- Ranked 10th in the GCL in RBI (28) and T-10th in hits (50) & triples (4)
- Had multiple hits in 8 of his first 17 professional games
- Batted .346 (27-78) with 19 RBI in 20 July games
- Participated in FIL
- Following the season, was named the 2nd-best prospect in the Phillies system by *Baseball America*

### PERSONAL

McKenzie Matthew Moniak... 2016 graduate of La Costa Canyon High School (CA)... Became first Phillies No. 1 overall pick since Pat Burrell in 1998... Named 2016 High School Player of the Year by *Baseball America*... His grandfather, Bill Moniak, played for 6 seasons in BOS' system (1958-63)... **Hobbies:** Going to the beach, hanging out with friends and playing basketball... **Signed by:** Mike Garcia.

## MICKEY MONIAK'S CAREER STATISTICS

YEAR	CLUB	AVG	G	AB	R	H	2B	3B	HR	RBI	SH	SF	HP	BB	SO	SB	CS	OBP	SLG	OPS	E
2016	GCL Phillies	.284	46	176	27	50	11	4	1	28	0	2	5	11	35	10	4	.340	.409	.749	1
2017	Lakewood	.236	123	466	53	110	22	6	5	44	2	7	6	28	109	11	7	.284	.341	.625	3
2018	Clearwater	.270	114	433	50	117	28	3	5	55	1	7	2	22	100	6	5	.304	.383	.687	1
2019	Reading	.252	119	465	63	117	28	*13	11	67	1	2	2	33	111	15	3	.303	.439	.741	4
<b>Minors Totals</b>		<b>.256</b>	<b>402</b>	<b>1540</b>	<b>193</b>	<b>394</b>	<b>89</b>	<b>26</b>	<b>22</b>	<b>194</b>	<b>4</b>	<b>18</b>	<b>15</b>	<b>94</b>	<b>355</b>	<b>42</b>	<b>19</b>	<b>.302</b>	<b>.390</b>	<b>.692</b>	<b>9</b>

\* League leader

## MONIAK'S CAREER TRANSACTIONS

- Selected by Philadelphia in 1st round (1st overall) of June 2016 draft



# ADAM MORGAN

LHP

46

**B-T:** L-L

**HT:** 6-1; **WT:** 200

**OPENING DAY AGE:** 30

**BORN:** February 27, 1990, Tampa, FL

**RESIDES:** Marietta, GA

**ML SERVICE:** 4 years, 17 days

**HOW OBTAINED:** Selected by Phillies in 3rd round of June 2011 draft

## 2019

- Made his third career and third consecutive Opening Day roster
- Began the season with 16 straight scoreless appearances, the only Phillie to do so since at least 1908 and one of only eight ML pitchers to do so since 2016
- At the time he allowed his first runs, was one of three qualifying ML relievers with a 0.00 ERA
- Allowed back-to-back homers on 5/4 vs WSH, snapping a streak of 34.2 straight homerless IP (since 7/25/18) and a career-long 13.1 scoreless IP (since 9/30/18)
- Was on the 10-day IL, 5/26-6/20, with a left forearm strain; included a rehab assignment to Reading (AA), 6/20
- Placed on the 10-day IL, 8/2 (retro to 8/1) with a left flexor strain, transferred to the 60-day IL on 9/1 and missed the remainder of the season
- Had a 3.07 ERA (10 ER, 29.1 IP) in 39 of his 40 appearances (3 ER in 0.1 IP in his final game)
- Finished season with an active streak of 142 left-handed hitters faced without allowing a home run (since 6/7/18)
- Held opponents to a .187/.275/.346 slash line
- Stranded 15 of his 19 inherited runners (78.9%)

## 2018

- Made his second career and second consecutive Opening Day roster
- Spent first full season with the Phillies and appeared in a career- and team-high 67 games
- Was on the 10-day IL, 5/7-16, with a back strain
- Recorded his first ML save on 6/20 vs STL
- Was on the paternity leave list, 7/27-8/1, for the birth of his daughter
- LHH were just 2-for-20 (.100) against him from 6/28-8/6
- Posted a 2.45 ERA (7 ER, 25.2 IP) over his final 31 appearances

## 2017

- Made his first Opening Day roster
- Shuttled between Philadelphia and Lehigh Valley (AAA) before being recalled on 6/3 for the remainder of the season
- Posted a 1.69 ERA (5 ER, 26.2 IP) over his final 21 ML games after recording a 6.43 ERA (20 ER, 28.0 IP) over his first 18 appearances
- Averaged 10.37 SO/9.0 IP (63 SO, 54.2 IP), becoming just the 4th Phillies LH reliever to average 10.00 SO/9.0 IP since 1900
- Pitched at least 2.0 innings in 12 of his 37 ML appearances and at least 3.0 innings in 5 of them
- Allowed 6 HR in his first 6.0 IP and then only 4 more through his final 48.2 IP

## 2016

- Began the season with Lehigh Valley
- Won 6 straight decisions, 4/21-8/6 (2.72 ERA)
- Recalled on 4/29 and started that night vs CLE
- Made his 1st ML relief appearance, 6/29 at ARI (0.2 IP, IBB)
- Optioned back to Lehigh Valley on 7/7
- Named International League and Phillies Minor League Pitcher of the Week, 8/1-7 (2-0, 2 ER, 14.2 IP, 17 SO)
- Recalled on 8/14 for the remainder of the season

## 2015

- Began the season with Lehigh Valley
- Did not allow a HR through his first 5 starts (27.2 IP)
- Was recalled on 6/21 and picked up the win in his ML debut that day vs STL (5.2 IP, 1 ER)
- The win in his ML debut snapped a Phillies record of 25 consecutive games without a win for a starting pitcher (5/24-6/20)
- Went 28.2 consecutive innings without issuing a walk, 8/8-9/4; it was the longest streak by a Phillies rookie since rules were officially put into place in 1958
- Averaged 1.81 BB/9.0 IP (17 BB, 84.1 IP) and became the first Phillie since Cliff Lee in 2013 (1.29) to average less than 2.00 BB/9.0 IP
- Had a 3.33 ERA (26 ER, 70.1 IP) in 12 of his 15 starts; had a 10.29 ERA (16 ER, 14.0 IP) in the other 3 starts
- Doubled for his 1st ML hit, 7/17 vs MIA; collected his 1st ML RBI, 8/29 vs SD
- Posted a 3.00 ERA (15 ER, 45.0 IP) in innings 1-3 and a 5.72 ERA (25 ER, 39.1 IP) from the 4th inning on

## 2014

- Missed the entire season while recovering from left shoulder surgery performed on 1/8 (Dr. Craig Morgan)
- Appeared in 6 games (5 GS) for Scottsdale in the Arizona Fall League

## 2013

- Was a non-roster invitee to ML spring training; went 0-1, 1.93 ERA (2 ER, 9.1 IP) in 3 spring games with the ML club (11 SO)
- Began the season with Lehigh Valley
- Named IL and Phillies Minor League Pitcher of the Week, 4/8-14
- Went 1-0, 1.42 ERA through his first 3 starts of the season; went 0-4, 8.06 ERA (20 ER, 22.1 IP) in his next 5 starts before being placed on the IL on 5/26 with a left shoulder strain
- Made 2 rehab starts with the Gulf Coast League Phillies (R)
- Was activated from the DL on 7/22
- Posted a 2.79 ERA (9 ER, 29.0 IP) over his final 8 starts of the season

## 2012

- Began the season with Clearwater (A)
- Ranked 2nd in the Florida State League in SO (140), 4th in ERA (3.29) and T-4th in CG (1)
- Selected to the FSL midseason and postseason All-Star teams
- Named Phillies Minor League Pitcher of the Month for July (6 GS, 2-1, 1.56 ERA, 7 ER, 40.1 IP, 22 H, 5 BB, 53 SO) and Pitcher of the Week twice (7/9-15 and 7/23-29)
- Was on the DL, 6/7-21 (left shoulder strain)
- Struck out a professional-high 13 batters, 7/24 vs Dunedin
- Pitched his 1st professional CG, 7/29 at Jupiter (8.0 IP)
- Allowed 3 ER or fewer in 16 of his 20 starts with Clearwater
- Was promoted to Reading on 8/7
- Following the season, was named 5th-best prospect in Phillies minor league system by *Baseball America*

## 2011

- Began his pro career with Williamsport (A)
- Allowed 3 ER or fewer in each of his 11 starts
- Held opponents to a .206 AVG (42-204), including a .149 AVG vs RHH (20-134)
- Gave up just 1 ER in 21.0 IP at home (4 GS, 0.43 ERA)

## PERSONAL

Adam Christopher Morgan... Married Rachel Randazzo (12/5/15); has one daughter, Lyla Grace (7/29/18)... 2008 graduate of Kell High School (GA), where he played baseball and football... Attended the University of Alabama...

**Hobbies:** Hunting, fishing and playing guitar... **Signed by:** Mike Stauffer.

## ADAM MORGAN'S CAREER STATISTICS

YEAR	CLUB	W-L	ERA	G	GS	CG	SHO	SV	IP	H	R	ER	HR	HB	BB	SO	WP	BK	AVG	
2011	Williamsport	3-3	2.01	11	11	0	0	0	53.2	42	18	12	2	2	14	43	3	0	.206	
2012	Clearwater	4-10	3.29	21	20	1	0	0	123.0	103	46	45	7	2	28	140	3	1	.227	
	Reading	4-1	3.53	6	6	0	0	0	35.2	34	14	14	2	0	11	29	3	0	.260	
2013	Lehigh Valley	2-7	4.04	16	16	0	0	0	71.1	84	41	32	10	5	26	49	3	2	.296	
	GCL Phillies	0-1	2.57	2	2	0	0	0	7.0	6	2	2	0	0	0	8	0	0	.231	
2014	Injured - Did not pitch																			
2015	Lehigh Valley	0-6	4.74	13	13	0	0	0	68.1	81	45	36	7	1	27	33	1	0	.298	
	PHILLIES	5-7	4.48	15	15	0	0	0	84.1	88	45	42	14	4	17	49	2	1	.269	
2016	Lehigh Valley	6-1	3.04	8	7	0	0	0	50.1	43	19	17	4	2	10	52	1	0	.232	
	PHILLIES	2-11	6.04	23	21	0	0	0	113.1	141	81	76	23	4	29	95	2	0	.303	
2017	PHILLIES	3-3	4.12	37	0	0	0	0	54.2	51	25	25	10	0	18	63	1	0	.242	
	Lehigh Valley	0-1	4.67	12	0	0	0	0	17.1	19	9	9	1	1	5	14	0	1	.288	
2018	PHILLIES	0-2	3.83	67	0	0	0	1	49.1	49	25	21	5	0	22	50	3	1	.259	
2019	PHILLIES	3-3	3.94	40	0	0	0	0	29.2	20	14	13	4	3	10	29	0	0	.187	
	Reading - a	0-0	0.00	1	1	0	0	0	1.0	0	0	0	0	0	0	1	0	0	.000	
<b>Minors Totals</b>		<b>19-30</b>	<b>3.51</b>	<b>90</b>	<b>76</b>	<b>1</b>	<b>0</b>	<b>0</b>	<b>427.2</b>	<b>412</b>	<b>194</b>	<b>167</b>	<b>33</b>	<b>13</b>	<b>121</b>	<b>369</b>	<b>14</b>	<b>4</b>	<b>.254</b>	
<b>ML</b>	<b>Totals</b>	<b>13-26</b>	<b>4.81</b>	<b>182</b>	<b>36</b>	<b>0</b>	<b>0</b>	<b>1</b>	<b>331.1</b>	<b>349</b>	<b>190</b>	<b>177</b>	<b>56</b>	<b>11</b>	<b>96</b>	<b>286</b>	<b>8</b>	<b>2</b>	<b>.268</b>	

# Tied for league lead

a - Rehab assignment

## MORGAN'S MAJOR LEAGUE HITTING TOTALS

	AVG	AB	R	H	2B	3B	HR	RBI	SH	SF	HP	BB	SO	SB	CS	E
<b>Career</b>	.100	60	3	6	2	0	0	2	4	0	0	2	24	0	0	4

## MORGAN'S CAREER TRANSACTIONS

- Selected by Philadelphia in 3rd round of June 2011 draft
- On injured list with a back strain, May 7-16, 2018
- On injured list with a left forearm strain, May 26-June 20, 2019; included rehab assignment to Reading, June 20
- On injured list with a left flexor strain, August 1, 2019 through the remainder of the season

## MORGAN'S CAREER FIELDING

POSITION	PCT	G	PO	A	E	TC	DP
Pitcher	.935	182	17	41	4	62	4

## MORGAN'S GAME HIGHS

**STRIKEOUTS:** 8 - 4 times, last: 9/22/16 at NYM... **WALKS:** 3 - 4 times, last: 6/12/16 at WSH... **LONGEST OUTING:** 7.0 inn. - 3 times, last: 5/10/16 at ATL... **WINNING STREAK:** 3 games - 8/19-9/3/17... **LOSING STREAK:** 9 games - 5/15-8/31/16... **SCORELESS STREAK:** 13.1 inn. - 9/30/18-5/3/19





# HÉCTOR NERIS

RHP

50

**B-T:** R-R

**HT:** 6-2; **WT:** 227

**OPENING DAY AGE:** 30

**BORN:** June 14, 1989, Villa Altigracia, DR

**RESIDES:** Villa Altigracia, DR

**ML SERVICE:** 4 years, 68 days

**HOW OBTAINED:** Signed by Phillies as an amateur free agent, 4/29/10

2020 PHILLIES

## 2019

- Ranked 6th among NL relievers in games finished (49), T-7th in saves (28), 8th in OPP AVG (.186), 9th in save percentage (82.4%), T-9th in strikeouts (89) and 10th in WHIP (1.02)
- His 28 saves set a new career high
- Had a 1.30 ERA (4 ER, 27.2 IP) in 27 appearances, 3/31-6/11
- Had a streak of 6 straight appearances with multiple strikeouts, 4/14-27, most by a Phillies reliever since Ken Giles, 7/30-8/12/15 (6)
- Converted his first career six-out save on 5/18 vs COL
- Converted 14 straight saves to start the season, tied for the 6th-longest saves streak to begin a season in franchise history
- Posted a 0.55 ERA (1 ER, 16.1 IP) with seven hits allowed and 25 strikeouts in those 14 save opportunities
- Had a 13.0-inning scoreless streak, 7/21-8/21
- Served a three-game suspension, 8/1-3
- Posted a 1.00 ERA (3 ER, 27.0 IP) with 10 saves, 13 hits allowed and 34 strikeouts in his final 27 appearances of the season
- Recorded 6 saves against ATL, most by a Phillie against a single opponent in a season since 2014 (Jonathan Papelbon, 7 vs MIA)
- Had six saves of four or more outs, T-4th in MLB and T-2nd-most by a Phillie since 2000 with Billy Wagner's six in 2005 behind Seranthony Dominguez's seven in 2018
- Stranded 80.0% of his inherited runners (16-20)
- Following the season, pitched for Este in the Dominican Winter League

## 2018

- Among all ML relievers, ranked 5th in SO/9.0 IP (14.35); trailed only Josh Hader (15.82) among NL relievers
- Made his third consecutive Opening Day roster
- Had his saves streak come to an end at 21 on 4/11 vs CIN, which at the time was the longest active streak in the majors
- Optioned to Lehigh Valley (AAA) on 6/18 and was recalled for a brief stint with Philadelphia, 6/25-30
- Recalled on 8/14 and spent the remainder of the season with the Phillies
- Made 11 straight scoreless appearances after being recalled, striking out 21 of the 36 batters he faced (58.3%) and allowing 5 hits in 9.2 IP
- Was named the Hartford Presents NL Reliever of the Month for August, the first Phillie to win that award and second Phillie to win a Reliever of the Month award (Jonathan Papelbon, MLB Delivery Man of Month, April 2012)

- His 20 strikeouts from his first appearance in August (8/15) to the end of the month were five more than any other reliever in baseball
- Posted a 2.04 ERA (4 ER, 17.2 IP) with 35 SO and 5 BB in his final 19 appearances after being recalled on 8/14
- Recorded at least one strikeout in 24 straight appearances, 6/17-end of season, the longest streak by a Phillies reliever since at least 1908 and longest active streak in MLB to finish the season
- Recorded multiple strikeouts in 15 of his final 23 appearances (17.85 SO/9.0 IP, 41 SO, 20.2 IP)

## 2017

- Made his 2nd consecutive Opening Day roster
- Among all NL relievers, T-4th in games finished (56) and ranked 5th in games (74), 8th in saves (26) and 9th in save % (89.7) & innings (74.2)
- His 89.7 save % was the 8th-highest ever by a Phillies pitcher with at least 20 save opportunities
- Appeared in 3 games for the Dominican Republic in the 2017 World Baseball Classic (2.70 ERA)
- Successfully converted each of his final 20 save opportunities, the longest streak by a Phillie in a single season since Brad Lidge converted all 41 of his saves in 2008
- Was 15-for-15 in saves against the NL East and posted a 1.64 ERA in 36 games
- Had a 1.98 ERA (16 ER, 72.2 IP) in 71 of his 74 appearances

## 2016

- Made his first Opening Day roster
- Among NL relievers, finished 3rd in innings (80.1), T-3rd in games (79) and 5th in SO (102)
- His 102 SO were the 2nd-most ever by a Phillies reliever, behind only Dick Selma (153 SO in 1970)
- Became the 4th reliever in Phillies history to collect 100 SO in a season
- Had a 1.94 ERA (17 ER, 79.0 IP) in 77 of his 79 appearances
- Had a career-best 14.2-inning scoreless streak, 9/23/15-4/22/16 (13 G)
- Tossed a career-high 2.2 innings, 4/20 vs NYM
- Earned his 1st career save, 5/1 vs CLE
- Had a 1.29 ERA (4 ER, 28.0 IP) and 0.71 WHIP (7 BB, 13 H) over his first 26 games, 4/4-5/29
- His 46 appearances before the All-Star break were the most by a Phillies reliever since 2004 (Rheal Cormier) and only 1 shy of Kent Tekulve's club record 47 in 1987
- Struck out 102 of the 328 batters he faced (31.1% SO rate)
- Pitched in 3 games for Este in the DWL

## 2015

- Shuttled between Lehigh Valley and the Phillies all season
- Began the season with Lehigh Valley
- Had a 1.80 ERA (2 ER, 10.0 IP) through his first 7 appearances, then an 11.74 ERA (10 ER, 7.2 IP) in his next 8 games before posting a 0.46 ERA (3 ER, 19.2 IP) through his final 12 games
- Pitched at least 2.0 innings in 11 of his 27 appearances with Lehigh Valley and had a 2.01 ERA (5 ER, 22.1 IP) in those games
- Posted a 3.00 ERA (13 ER, 39.0 IP) in 31 of his 32 ML appearances; allowed a then career-high 4 ER in 1.1 IP, 8/24 vs NYM
- Averaged 9.15 SO/9.0 IP (41 SO, 40.1 IP) with the Phillies
- Posted a 2.65 ERA (5 ER, 17.0 IP) on the road, as opposed to a 4.63 ERA (12 ER, 23.1 IP) at Citizens Bank Park
- Pitched in 18 games for Este in the DWL (1-2, 3.00 ERA) and averaged 9.00 SO/9.0 IP (21 SO, 21.0 IP)

## 2014

- Shuttled between Lehigh Valley and Reading (AA) most of the season
- Had a 15.0-inning scoreless streak (9 G) with the IronPigs, 7/12-8/7
- Had his contract selected on 8/3
- Made his ML debut and earned the win, 8/5 vs HOU (1.0 IP, SO); optioned back to Lehigh Valley following the game
- Did not allow a run in 26 of his 37 games with Lehigh Valley (70%), but allowed 3 or more runs in 6 of 37 (16%)
- Posted a 0.43 ERA (1 ER, 21.0 IP) in 14 home games with Lehigh Valley
- Pitched for Este in the DWL, where he did not allow a run in 18.0 IP (20 G)

## 2013

- Spent the season with Reading
- Pitched at least 1.0 inning in 21 of his 38 relief appearances (55%)

- Pitched for Este in the DWL (1-0, 1.93 ERA, 10 G) and Mochis in the Mexican Winter League (0-0, 0.00 ERA, 2 G)

## 2012

- Spent the entire season with Clearwater (A)
- Posted a 1.26 ERA (2 ER, 14.1 IP) in 9 April games
- Averaged 10.75 SO/9.0 IP
- Threw more than 1.0 inning in 28 of his 50 relief appearances (56%)
- Pitched in 6 games for Este in the DWL

## 2011

- Split the season between Williamsport (A) and Lakewood (A)
- 12 of his 15 appearances with Williamsport were scoreless
- Had a 1.77 ERA (4 ER, 20.1 IP) in his final 11 games with Lakewood after posting a 6.75 ERA (11 ER, 14.2 IP) through his first 8 appearances
- Held LHH to a .161 AVG (10-62) with Lakewood
- Averaged 10.98 SO/9.0 IP between both levels (72 SO, 59.0 IP)

## 2010

- Made his pro debut with the Dominican Summer League Phillies (R)
- Held opponents to a .199 AVG (30-151)
- Participated in Florida Instructional League

## PERSONAL

Héctor Neris (pronounced HEHK-ter NAIR-iss)... Has one son, Derek (5/21/15)... 2008 graduate of Colegio José Francisco Peña Gómez, where he played volleyball, basketball and chess... **Hobbies:** Riding horses and cooking... **Signed by:** Koby Pérez.

## HÉCTOR NERIS' CAREER STATISTICS

YEAR	CLUB	W-L	ERA	G	GS	CG	SHO	SV	IP	H	R	ER	HR	HB	BB	SO	WP	BK	AVG
2010	DSL Phillies	1-1	3.24	16	1	0	0	5	41.2	30	18	15	1	5	13	34	2	1	.199
2011	Lakewood	2-1	3.86	19	0	0	0	0	35.0	34	21	15	6	1	9	43	3	1	.245
	Williamsport	1-1	1.13	15	0	0	0	0	24.0	17	3	3	1	1	8	29	0	0	.198
2012	Clearwater	4-2	3.55	#50	0	0	0	6	78.2	64	34	31	7	4	25	94	5	4	.221
2013	Reading	6-4	4.55	46	8	0	0	0	97.0	89	51	49	14	2	39	93	4	4	.241
2014	Lehigh Valley	4-3	4.19	37	1	0	0	2	58.0	50	29	27	5	6	19	58	3	2	.228
	Reading	2-0	1.86	11	0	0	0	0	19.1	12	4	4	3	0	10	12	0	0	.188
	PHILLIES	1-0	0.00	1	0	0	0	0	1.0	0	0	0	0	0	1	0	0	0	.000
2015	Lehigh Valley	1-3	3.62	27	0	0	0	1	37.1	38	16	15	1	0	24	35	2	0	.260
	PHILLIES	2-2	3.79	32	0	0	0	0	40.1	38	19	17	8	4	10	41	3	0	.245
2016	PHILLIES	4-4	2.58	79	0	0	0	2	80.1	59	26	23	9	3	30	102	4	1	.202
2017	PHILLIES	4-5	3.01	74	0	0	0	26	74.2	68	26	25	9	6	26	86	2	1	.239
2018	PHILLIES	1-3	5.10	53	0	0	0	11	47.2	46	27	27	11	1	16	76	5	0	.250
	Lehigh Valley	2-0	1.45	19	0	0	0	1	18.2	9	3	3	0	1	7	31	1	1	.138
2019	PHILLIES	3-6	2.93	68	0	0	0	28	67.2	45	24	22	10	6	24	89	2	2	.186
<b>Minors Totals</b>		<b>23-15</b>	<b>3.56</b>	<b>240</b>	<b>10</b>	<b>0</b>	<b>0</b>	<b>15</b>	<b>409.2</b>	<b>343</b>	<b>179</b>	<b>162</b>	<b>38</b>	<b>20</b>	<b>154</b>	<b>429</b>	<b>20</b>	<b>13</b>	<b>.224</b>
<b>ML Totals</b>		<b>15-20</b>	<b>3.29</b>	<b>307</b>	<b>0</b>	<b>0</b>	<b>0</b>	<b>67</b>	<b>311.2</b>	<b>256</b>	<b>122</b>	<b>114</b>	<b>47</b>	<b>20</b>	<b>106</b>	<b>395</b>	<b>16</b>	<b>4</b>	<b>.220</b>

# Tied for league lead

## NERIS' MAJOR LEAGUE HITTING TOTALS

	AVG	AB	R	H	2B	3B	HR	RBI	SH	SF	HP	BB	SO	SB	CS	E
2019	.000	1	0	0	0	0	0	0	0	0	0	0	1	0	0	0
<b>Career</b>	<b>.000</b>	<b>3</b>	<b>0</b>	<b>0</b>	<b>0</b>	<b>0</b>	<b>0</b>	<b>0</b>	<b>0</b>	<b>0</b>	<b>0</b>	<b>0</b>	<b>3</b>	<b>0</b>	<b>0</b>	<b>4</b>

## NERIS' WORLD BASEBALL CLASSIC STATISTICS

YEAR	CLUB	W-L	ERA	G	GS	CG	SHO	SV	IP	H	R	ER	HR	HB	BB	SO	WP	BK	AVG
2017	Dominican Rep.	0-0	2.70	3	0	0	0	0	3.1	2	1	1	1	0	1	2	0	0	.182

## NERIS' CAREER TRANSACTIONS

- Signed by Philadelphia as an amateur free agent, April 29, 2010


## NERIS' CAREER FIELDING

POSITION	PCT	G	PO	A	E	TC	DP
Pitcher	.918	307	19	26	4	49	0

## NERIS' GAME HIGHS

**STRIKEOUTS:** 6 – 4/20/16 vs NYM... **WALKS:** 3 – 2 times, last: 5/30/16 vs WSH... **LONGEST OUTING:** 2.2 inn. – 4/20/16 vs NYM...  
**WINNING STREAK:** 3 games – 2 times, last: 6/28-8/2/16... **LOSING STREAK:** 3 games – 3 times, last: 6/1-7/13/19... **SCORELESS STREAK:** 14.2 inn. – 9/23/15-4/22/16





# AARON NOLA

RHP

27

@AaronNola027

**B-T:** R-R

**HT:** 6-2; **WT:** 200

**OPENING DAY AGE:** 26

**BORN:** June 4, 1993, Baton Rouge, LA

**RESIDES:** Baton Rouge, LA

**ML SERVICE:** 4 years, 76 days

**HOW OBTAINED:** Selected by Phillies in 1st round (7th overall) of June 2014 draft

**CONTRACT STATUS:** Signed a four-year contract on 2/13/19, taking him through 2022 with a club option for 2023

## 2019

- Among NL starters, was T-1st in starts (34), 4th in IP (202.1) and T-7th in SO (229)
- His 229 strikeouts were a career high, 7th-most ever by a Phillies RHP and 14th-highest ever by any Phillie in a season
- Became just the ninth Phillie (and the youngest of them at age 26) to have multiple 200-strikeout seasons in his career
- Has two of the four 200-strikeout seasons by Phillies age 26 or younger since 1912, joining Cole Hamels in 2010 and Brett Myers in 2005
- Secured two of the top 10 highest strikeout totals ever by a Phillies RHP, and is just the fourth different pitcher on the list (Curt Schilling, Jim Bunning, Grover Cleveland Alexander)
- Was a finalist for the Rawlings Gold Glove Award
- Made his second career and second consecutive Opening Day start
- At 25 years, 297 days, became the youngest Phillie to make consecutive Opening Day starts since 1963 (Art Mahaffey) and only the ninth pitcher who began his career with the Phillies to make consecutive Opening Day starts
- Joined Roy Halladay (2012), Schilling (1997-98), Steve Carlton (1984) and Earle Moore (1911) as the only Phillies to allow two or fewer hits and one or no runs on Opening Day since at least 1908
- Had a franchise-record 34 straight starts allowing four runs or fewer end on 4/3 at WSH
- Made his 100th career start on 5/1 vs DET, becoming just the 58th pitcher to make 100 career starts for PHI
- His 635 strikeouts were most among Phillies in their first 100 career starts and 3rd among any pitcher in his first 100 starts with the Phillies, trailing Cliff Lee (687) and Steve Carlton (647)
- His 3.46 ERA through 100 starts was 4th among Phillies since 1912, when earned runs became an official NL stat, trailing Eppa Rixey (2.56), Erskine Mayer (2.79) and Robin Roberts (3.33)
- Tied a career-high 12 strikeouts on 5/18 vs COL, doing so in 6.0 IP
- His six-game win streak to start the season tied a career best and he was the first Phillie to start his season 6-0 since 2001 (Omar Daal)
- Became the eighth Phillie in team history to have 10 or more career games with 10 or more strikeouts on 6/21 vs MIA
- Carried a no-hitter through 5.0 IP on 6/27 vs NYM and became the first Phillie with consecutive 10-strikeout games since 2015 (Jerad Eickhoff)

## NOLA PHAST PHACTS

- 2018 NL All-Star
  - 3rd in 2018 NL Cy Young Award voting
  - 2019 NL Gold Glove Award finalist
  - Consecutive 220+ strikeout seasons in 2018-19
- 
- Had a 22.0-inning scoreless streak, 6/21-7/7, the longest by a Phillie since he himself had a career-long 23.0-inning streak in 2016
  - Posted a 2.21 ERA (23 ER, 93.2 IP) over 14 starts, 6/21-8/30, and a 1.91 mark (13 ER, 61.1 IP) in 9 starts, 6/21-8/3
  - Recorded his 750th career strikeout on 7/28 vs ATL, becoming one of 13 Phillies to ever reach the mark and doing so faster than any other (704.0 IP)
  - Struck out his 200th batter of the season, 9/4 at CIN
  - Went 2-0 with a 1.60 ERA (6 ER, 33.2 IP), 39 SO, 1 HR and held opponents to a .186/.267/.271 slash line in five interleague starts
  - Had a 2.91 ERA (38 ER, 117.1 IP) in 19 starts at home
- 
- ## 2018
- Finished 3rd in NL Cy Young Award voting, behind only Jacob deGrom and Max Scherzer
  - Among all ML starters, ranked 1st in bWAR (10.5), 4th in ERA (2.37), T-4th in starts (33) & quality starts (25), 5th in IP (212.1) & OPP OPS (.570), 6th in OPP SLG (.311), 7th in WHIP (0.97), T-7th in wins (17), 8th in SO (224), OPP AVG (.197) & HR/9.0 IP (0.72), 9th in pitches/IP (15.1) and T-10th in win % (.739)
  - Among all single-season performances by a Phillies pitcher, ranked 2nd in OPP AVG, 3rd in OPP OPS, 5th in WHIP, T-6th in quality starts, 14th in SO and T-14th in ERA
  - Finished 2nd in the NL in ERA behind deGrom
  - Named to his first career NL All-Star team, becoming the first Phillies starter to be named to the team since 2013 (Cliff Lee)
  - His 224 strikeouts were second-most ever by a Phillies pitcher age 25 or younger, trailing Grover Cleveland Alexander's 227 in 1911
  - Joined Steve Carlton (4 times), Curt Schilling (3 times), Jim Bunning (2 times), Lee and Chris Short as the only Phillies with six double-digit strikeout games in a season since the current mound distance was established in 1893
  - Became the fourth Phillies RHP (and seventh pitcher overall) to accrue 224 strikeouts in a season, joining Bunning (3 times), Alexander (2 times) and Schilling (2 times)

- Was one of two Phillies pitchers to ever strike out at least 200 batters and hold opponents to a .200 average or lower (Alexander, 1915)
- Joined Roy Halladay (2.35) in 2010 as the only qualifying Phillies pitchers since 1993 with an ERA under 2.40
- His bWAR of 10.5 was the most by any pitcher in baseball since 2002 (Randy Johnson, 10.7), most by a Phillies pitcher since 1972 (Steve Carlton, 12.1) and T-7th-highest ever by a Phillies pitcher
- Joined Walter Johnson (1910, 1912-13), Dwight Gooden (1985) and Hal Newhouser (1945) as the only pitchers in baseball with a 10.5 or higher bWAR in their age 25 or younger season (age on 6/30) in the modern era (since 1900)
- Allowed 4 or fewer hits in 19 of his starts, most by a Phillies pitcher in a season since 1893
- Made his first career Opening Day start on 3/29 at ATL at 24 years, 298 days old, becoming the club's youngest Opening Day starter since Dennis Bennett in 1964 (24 years, 192 days old)
- Had a 14.1-inning scoreless streak, 4/27-5/8
- Struck out a career-high 12 batters on 5/8 vs SF
- Allowed 1 run in 6 straight home starts, 5/8-7/4
- Allowed 3 earned runs or fewer in 13 straight starts, 9/7/17-5/13/18
- Won each of his first 5 home starts, something no Phillie had done since 2010 (Roy Oswalt)
- Carried a no-hitter through 6.2 innings, 5/26 vs TOR, the longest no-hit bid of his career; retired 18 straight at one point and struck out 10
- Posted a 1.80 ERA (8 ER, 40.0 IP) with 46 SO and a 0.90 WHIP in May
- Became the first Phillies pitcher age 25 or younger to have multiple starts in a season with 10+ strikeouts and no walks
- Had a 40.0-inning streak without allowing a home run, 6/17-7/24; allowed only 8 home runs in his first 22 starts of the season (176.0 IP)
- Had a 2.18 ERA and 0.932 WHIP by the end of May, becoming the third Phillie that low in both categories since the NL began recording ER in 1912 (min. 10 starts)
- Became one of just seven Phillies in the last 20 seasons (since 1999) with 10 wins before 7/1
- Reached 500 career strikeouts in 480.0 IP, becoming the fastest Phillie to that mark both among pitchers who started their career in Philadelphia and any pitcher to strike out 500 in a Phillies uniform
- Joined Carlton (2.14 ERA, 155 SO in 1980) as the only Phillies pitchers with an ERA of 2.30 or lower and 130 or more strikeouts by the All-Star break, and was the fifth Phillie to win 12 games or more by the break
- Was the youngest Phillies starting pitcher to be selected as an All-Star since Cole Hamels in 2007 (23 years old)
- His 2.236 ERA through his first 25 starts was the lowest ERA by a Phillie through his first 25 starts since 1964 (Short, 1.97)
- Went 3-0, 1.06 ERA (4 ER, 34.0 IP) and 35 SO in August, posting the 3rd-best ERA in MLB that month
- Had a 17.0-inning scoreless streak, 8/17-28
- Won his first 9 home decisions, joining Tommy Greene (10, 1993) as the only Phillies starters to do so since at least 1908, and becoming one of four ML pitchers to do so since 2014: Zack Greinke (2017), Rick Porcello (2016), Dallas Keuchel (2015)
- His 17 straight home starts allowing 3 or fewer runs (8/28/17-8/28/18) was the second-longest streak in Phillies history since 1893 (longest: 19, Bunning)
- Posted a 1.50 ERA (8 ER, 48.0 IP) over his final 7 road starts (7/9-end of season), the lowest mark in baseball in that stretch
- In his final start of the season, set a Phillies franchise record (since 1908) with his 37th consecutive start allowing 4 runs or fewer
- His 224 strikeouts were most by a Phillie since Lee had 238 in 2011 and his 17 wins were tied for the most by a Phillie since Halladay won 19 in 2011
- In 18 starts following a Phillies loss, went 10-3 with a 2.17 ERA (28 ER, 116.1 IP)
- Posted a 2.14 ERA (29 ER, 122.0 IP) in 19 starts against the NL East
- Held LHH to a .187 AVG (70-375), the lowest mark among all ML pitchers and lowest by a Phillies pitcher since the data began to be tracked in 1974
- Joined Jeremy Hellebrun (2016) as the only Phillies since 1989 with 19 starts against the NL East; Tom Glavine (2002) was previously the last major leaguer to do so

## 2017

- Ranked 8th among NL starters in SO/9.0 IP (9.86), 9th in SO rate (26.6%) & first pitch strike % (64.4%) and 10th in SO/BB (3.71)
- Had the most SO ever by a Phillies pitcher who made fewer than 30 starts in a season
- Did not allow a HR until the third inning of his third start, capping a 31.0-inning homerless streak over parts of 7 games, 7/2/16-4/20/17
- Was on the 10-day IL with a lower back strain, 4/24 (retro to 4/21)-5/20; made 2 rehab starts for Lehigh Valley (AAA)



- His 17.0-inning scoreless streak, 6/27-7/8, was the longest by a Phillies starter during the season
- Allowed 2 or fewer ER and struck out 7 or more in 7 straight starts, 6/22-7/26, becoming the only Phillies pitcher to do so since ER began to be recorded in 1912
- Had his first career 10-SO game, 7/26 vs HOU
- Had 10 straight starts with 2 or fewer runs allowed (6/22-8/12), the longest such streak by a Phillie since the current mound distance was established in 1893
- Went 6-2 with a 1.71 ERA (13 ER, 68.1 IP), 1.00 WHIP (19 BB, 49 H), 78 SO and .196 OPP AVG in 10 starts, 6/22-8/12
- Did not allow a home run in 27.0 consecutive innings in parts of 5 starts, 7/21-8/12
- Went 3-1 with a 1.32 ERA (5 ER, 34.0 IP) and 43 SO in 5 July starts, his lowest ERA in any month of his career; ranked third among ML starters in ERA in July behind Clayton Kershaw (0.47) and Chris Sale (1.04)
- Struck out a then career-high 11 batters, 9/13 vs MIA
- Averaged 9.86 SO/9.0 IP (184 SO, 168.0 IP), becoming the 2nd qualifying Phillie with a SO/9.0 IP that high (other: Curt Schilling, 11.29 in 1997 and 10.05 in 1998)
- His 2.98 home ERA (31 ER, 93.2 IP) was 7th-best among NL starters and was the 5th-lowest home ERA in a season by a Phillies starter in the history of Citizens Bank Park, trailing only Cliff Lee (1.94 in 2011), Roy Halladay (2.21 in 2010 & 2.48 in 2011) and Cole Hamels (2.64 in 2011)
- Led team in ERA (3.54), wins (12), starts (27), innings (168.0) and SO (184)
- Allowed 2 ER or fewer in 18 of his 27 starts and struck out at least 8 batters in 11 starts

## 2016

- Made his first career Opening Day roster
- Posted a 2.65 ERA and 0.99 WHIP over his first 12 starts, 4/6-6/5
- His 0.85 WHIP was the lowest of any Phillies starting pitcher through their first 7 starts of a season since 1998 (Curt Schilling, 0.84)
- Had a career-best 23.0-inning scoreless streak, 4/22-5/8, tied for the longest in the NL
- Had 9 consecutive quality starts, 4/22-6/5, the longest streak by a Phillie since Cole Hamels had 10 straight in 2013
- In 6 starts against NL Central teams, went 4-1, 2.13 ERA (9 ER, 38.0 IP)
- Through his first 25 career starts, posted a 3.12 ERA (54 ER, 155.2 IP), 1.09 WHIP and held opposing hitters to a .232 AVG
- Was placed on the 15-day IL on 8/3 (retro to 7/29) with a right elbow strain; was transferred to the 60-day IL on 8/17 and missed the remainder of the season

## 2015

- Began the season with Reading (AA)
- Went 7-2, 1.50 ERA (12 ER, 72.0 IP) over his final 11 starts for Reading, 4/17-6/13
- Named Phillies Minor League Pitcher of the Week, 5/4-10, and Pitcher of the Month for May (4-1, 1.35 ERA, 6 ER, 40.0 IP, 32 SO, 5 BB)
- Promoted to Lehigh Valley on 6/15
- Won each of his first 3 starts while posting a 1.53 ERA (3 ER, 17.2 IP) over that stretch
- Selected to participate in the All-Star Futures Game for Team USA, but did not pitch

- Had his contract selected and made his ML debut, 7/21 vs TB (L, 6.0 IP, 5 H, R, ER, HR, BB, 6 SO)
- Was the first player drafted by Philadelphia to make his ML debut the very next season since Pat Combs in 1989
- Had a 13.0-inning scoreless streak, 8/18-28, the longest by a Phillies rookie since 2011 (Vance Worley, 14.0 IP)
- Pitched 8.0 scoreless innings, 8/23 at MIA
- In 7 starts against NL East teams, went 3-1, 3.29 ERA
- The Phillies won 7 of his first 10 starts and overall went 7-6 in the 13 games he started

## NOLA'S DOUBLE-DIGIT STRIKEOUT GAMES (12)

12	5/8/18 vs SF
12	5/18/19 vs COL
11	9/13/17 vs MIA
11	8/17/18 vs NYM
11	9/2/18 vs CHI
10	7/26/17 vs HOU
10	5/26/18 vs TOR
10	6/12/18 vs COL
10	7/9/18 at NYM
10	6/21/19 vs MIA
10	6/27/19 vs NYM
10	8/3/19 vs CWS

*\*Ranks 7th in franchise history in double-digit strikeout games*

## 2014

- Began his pro career with Clearwater (A)
- Held opponents to just 4 hits in 33 AB with runners on base (.121 AVG)
- Went 2-2, 2.25 ERA (7 ER, 28.0 IP) over his final 6 games after he allowed 4 ER in 2.1 IP in his professional debut
- Did not allow a walk in 19.0 consecutive innings, 7/1-19
- Allowed just 1 hit over 5.0 scoreless innings in his 1st pro win, 7/6 at Brevard County
- Promoted to Reading on 8/4
- Earned the win in his double-A debut, 8/6 vs Harrisburg (5.0 IP, ER, BB, 4 SO)
- Following the season, was named the 2nd-best prospect in the Phillies minor league system by *Baseball America*
- Participated in Florida Instructional League

## PERSONAL

Aaron Michael Nola (pronounced NOH-luh)... 2011 graduate of Catholic High School (LA)... Named Class 5A State Player of the Year and voted "Mr. Baseball" for the state of Louisiana during his senior season... Attended Louisiana State University... Honored as the 2014 National Pitcher of the Year by the College Baseball Foundation... In 2014 was a Golden Spikes Award finalist, named First-Team All-American, SEC Pitcher of the Year and First-Team All-SEC... Older brother Austin is an infielder/catcher in SEA's organization... Serves as the ambassador for the Phans Feeding Families campaign, a ballpark-wide initiative with Citizens Bank and the Phillies to raise money and collect food for Philabundance... Has also made \$15,000 in contributions to Philabundance... Active with the ALS Association by supporting Philadelphia and Baton Rouge Chapter events... Supports Philadelphia Futures' high school mentoring program by hosting the annual Get in the Game Celebrity Bowling Tournament... Participates in Shred Hate initiative to end bullying in Philadelphia schools... **Hobbies:** Hunting and fishing... **Signed by:** Mike Stauffer.

## AARON NOLA'S CAREER STATISTICS

YEAR	CLUB	W-L	ERA	G	GS	CG	SHO	SV	IP	H	R	ER	HR	HB	BB	SO	WP	BK	AVG
2014	Clearwater	2-3	3.16	7	6	0	0	0	31.1	24	12	11	4	0	5	30	1	0	.214
	Reading	2-0	2.63	5	5	0	0	0	24.0	25	7	7	4	0	5	15	0	0	.272
2015	Reading	7-3	1.88	12	12	0	0	0	76.2	59	17	16	4	3	9	59	0	0	.219
	Lehigh Valley	3-1	3.58	6	6	0	0	0	32.2	38	14	13	3	0	9	33	0	0	.288
2016	PHILLIES	6-2	3.59	13	13	0	0	0	77.2	74	31	31	11	2	19	68	0	0	.251
	PHILLIES	6-9	4.78	20	20	0	0	0	111.0	116	68	59	10	6	29	121	2	0	.264
2017	PHILLIES	12-11	3.54	27	27	0	0	0	168.0	154	67	66	18	2	49	184	1	0	.241
	Lehigh Valley - a	1-0	0.87	2	2	0	0	0	10.1	6	1	1	0	0	1	10	0	0	.167
2018	PHILLIES	17-6	2.37	33	33	0	0	0	212.1	149	57	56	17	7	58	224	4	1	.197
2019	PHILLIES	12-7	3.87	34	#34	0	0	0	202.1	176	91	87	27	11	80	229	3	0	.233
<b>Minors Totals</b>		<b>15-7</b>	<b>2.47</b>	<b>32</b>	<b>31</b>	<b>0</b>	<b>0</b>	<b>0</b>	<b>175.0</b>	<b>152</b>	<b>51</b>	<b>48</b>	<b>15</b>	<b>3</b>	<b>29</b>	<b>147</b>	<b>1</b>	<b>0</b>	<b>.237</b>
<b>ML</b>	<b>Totals</b>	<b>53-35</b>	<b>3.49</b>	<b>127</b>	<b>127</b>	<b>0</b>	<b>0</b>	<b>0</b>	<b>771.1</b>	<b>669</b>	<b>314</b>	<b>299</b>	<b>83</b>	<b>28</b>	<b>235</b>	<b>826</b>	<b>10</b>	<b>1</b>	<b>.232</b>

# Tied for league lead  
a - Rehab assignment

## NOLA'S ALL-STAR GAME STATISTICS

YEAR	CLUB, SITE	W-L	ERA	G	GS	CG	SHO	SV	IP	H	R	ER	HR	HB	BB	SO	WP	BK	AVG
2018	NL, WSH	0-0	0.00	1	0	0	0	0	1.0	1	0	0	0	0	0	2	0	0	.250

## NOLA'S MAJOR LEAGUE HITTING TOTALS

	AVG	AB	R	H	2B	3B	HR	RBI	SH	SF	HP	BB	SO	SB	CS	E
2019	.119	59	6	7	2	0	0	2	5	0	0	6	35	0	0	0
<b>Career</b>	<b>.077</b>	<b>222</b>	<b>10</b>	<b>17</b>	<b>4</b>	<b>0</b>	<b>0</b>	<b>8</b>	<b>17</b>	<b>0</b>	<b>1</b>	<b>15</b>	<b>129</b>	<b>0</b>	<b>0</b>	<b>2</b>

## NOLA'S CAREER TRANSACTIONS


- Selected by Toronto Blue Jays in 22nd round of June 2011 draft, but did not sign
- Selected by Philadelphia in 1st round (7th overall) of June 2014 draft
- On injured list with a right elbow strain, July 29, 2016 through the remainder of the season
- On injured list with a lower back strain, April 21-May 20, 2017; included rehab assignment to Lehigh Valley, May 10-20

## NOLA'S CAREER FIELDING

POSITION	PCT	G	PO	A	E	TC	DP
Pitcher	.986	127	39	105	2	146	7

## NOLA'S GAME HIGHS

**STRIKEOUTS:** 12 – 2 times, last: 5/18/19 vs COL... **WALKS:** 5 – 3/28/19 vs ATL... **LONGEST OUTING:** 8.0 inn. – 8 times, last: 7/2/19 at ATL... **WINNING STREAK:** 6 games – 2 times, last: 3/28-5/29/19... **LOSING STREAK:** 5 games – 6/11-7/23/16... **SCORELESS STREAK:** 23.0 inn. – 4/22-5/8/16



## BUD NORRIS

RHP

28

### NON-ROSTER INVITEE

**B-T:** R-R

**HT:** 6-0; **WT:** 215

**OPENING DAY AGE:** 35

**BORN:** March 2, 1985, Greenbrae, CA

**RESIDES:** Austin, TX

**ML SERVICE:** 9 years, 68 days

**HOW OBTAINED:** Signed by Phillies as a minor league free agent, 1/22/20

### 2019

- Went to ML spring training with TOR, but was released on 4/2 and did not pitch the remainder of the season

### 2018

- Pitched for STL
- Among all NL relievers, ranked 6th in saves (28) and 7th in save % (84.8)
- Set career highs in saves and appearances (64)
- Held LHH to a .184/.269/.289 slash line (.559 OPS) in 131 PA as opposed to a .297/.372/.475 slash line (.847 OPS) in 114 PA against RHH
- Stranded 82.6% of inherited runners (23 IR/4 scored)
- Struck out 27.3% of the 245 batters he faced (67 SO)
- Had a 2.43 ERA (8 ER, 29.2 IP) in 32 road games and a 4.82 ERA (15 ER, 28.0 IP) in 32 home games

### 2017

- Pitched in relief for most of the season for the first time in his career
- Among all AL relievers, ranked 10th in saves (19)
- Made 56 straight appearances in relief to begin the season before making three starts in September
- Had two IL stints: 6/19-30 and 8/27-9/5 (right knee inflammation); included a rehab assignment to Inland Empire (A), 6/29-30

### 2016

- Began the season with ATL
- Posted a 2.08 ERA (11 ER, 47.2 IP) and held opponents to a .206/.286/.248 slash line (188 PA) over his final 17 appearances (5 GS) with ATL, 5/2-6/26
- Traded to LAD on 6/30
- Was on the IL with a mid-back strain, 8/1-18; included a rehab assignment to Rancho Cucamonga (A), 8/13-18
- Posted a 6.54 ERA in 13 appearances (9 GS) for LAD before being designated for assignment on 9/20

### 2015

- Began the season with BAL
- Was on the IL with bronchitis, 5/11-6/6; included rehab assignments to Norfolk (AAA), 5/22-26 and 6/2-6, and Bowie (AA), 5/27-6/1
- Surrendered 14 HR to the 305 batters he faced with BAL
- Designated for assignment on 7/31 and released on 8/8
- Signed by SD as a free agent on 8/11
- Allowed only 1 HR to the 72 batters he faced with SD

### 2014

- Set a career high with 15 wins, which ranked T-8th among all AL pitchers
- Posted a 2.44 ERA (22 ER, 81.0 IP) in 13 starts at home
- Was on the IL with a right groin strain, 6/22-7/7
- Had a season-high 10 strikeouts, 9/12 vs NYY
- BAL won each of his last six starts (8/28-9/24)
- Made two starts in the postseason (1-0, 3.38 ERA, 4 ER, 10.2 IP)

### 2013

- Began season with HOU and was traded to BAL on 7/31
- Between the two clubs, limited opponents to 3 ER or fewer in 22 of 30 starts and made 16 quality starts
- Worked at least 5.0 IP in 26 of 30 starts
- Induced swings on 29.5% of his first pitches, the 7th-highest mark in the AL

### 2012

- Led HOU in SO (165) and quality starts (17)
- Posted a 1.71 ERA (14 ER, 73.2 IP) with 82 strikeouts at Minute Maid Park
- His home ERA was the best mark in the NL and 3rd-best in MLB
- Struck out 4 batters in the 3rd inning, 4/24 at MIL
- Went 4-0 with a 1.17 ERA (4 ER, 30.2 IP), 5/5-21
- Recorded 12 strikeouts without a walk, 6/6 vs STL
- Was on the IL with a left knee strain, 6/13-28; included a rehab assignment to Oklahoma City (AAA), 6/23-28

### 2011

- Spent first full season in the majors
- Set career highs in starts (31), innings (186.0) and strikeouts (176)
- From 4/14-6/19, posted a 2.68 ERA (25 ER, 84.0 IP) in 13 starts
- Had three double-digit strikeout performances: 5/1 vs MIL, 7/1 vs BOS and 8/28 at SF

### 2010

- Ranked 5th in the NL in SO/9.0 IP (9.25), which was the highest mark by a HOU pitcher since 1988 (Nolan Ryan, 9.33)
- Did not allow a HR in his first five starts and only two in his first eight starts
- Was on the IL with right biceps tendinitis, 5/24-6/26; included a rehab assignment to Round Rock (AAA), 6/7-26
- Struck out a career-high 14 batters, 8/14 vs PIT, and also went 2-for-2 with a double



**2009**

- Began season with Round Rock and made 19 starts
- Named Pacific Coast League Pitcher of the Year and a PCL midseason and postseason All-Star
- Led PCL in ERA (2.63), OPP AVG (.237) and SO/9.0 IP (8.40)
- Selected as PCL Pitcher of the Week, 6/15-22
- Had his contract selected by HOU on 7/29 and made his ML debut that day at CHI in relief
- Earned his first ML win on 8/2 at STL (7.0 shutout IP) and also recorded his first ML hit (single off Adam Wainwright)

**2008**

- Spent season with Corpus Christi (AA)
- Named the club's Player of the Month in April after going 3-0, 1.80 ERA (5 ER, 25.0 IP)
- Was on the IL, 5/18-7/5, with a right elbow ulnar collateral ligament injury
- Following the season, pitched for Scottsdale in the Arizona Fall League
- Named an AFL Rising All-Star

**2007**

- Made 22 starts for Lexington (A) before making his final start of the season for Salem (A)
- Was on the IL, 4/24-5/10, with right shoulder impingement syndrome
- Following the season, named HOU's 7th-best prospect by *Baseball America* and as possessing the best curveball among HOU prospects
- Played for North Shore in the Hawaiian Winter League

**2006**

- Began pro career with Tri-City (A)

**PERSONAL**

David Stefan Norris... Married Hayley Sullivan (12/8/18)... 2004 graduate of San Marin High School (CA)... Attended Cal Poly-San Luis Obispo... **Hobbies:** Playing golf and traveling... **Signed by:** Dennis Twombly.

**BUD NORRIS' CAREER STATISTICS**

YEAR	CLUB	W-L	ERA	G	GS	CG	SHO	SV	IP	H	R	ER	HR	HB	BB	SO	WP	BK	AVG
2006	Tri-City	2-0	3.79	15	3	0	0	2	38.0	28	20	16	1	4	13	46	1	0	.200
2007	Lexington	2-8	4.75	22	22	0	0	0	96.2	85	58	51	8	6	41	117	6	0	.233
	Salem	1-0	1.50	1	1	0	0	0	6.0	4	1	0	0	0	1	2	0	0	.190
2008	Corpus Christi	3-8	4.05	19	19	0	0	0	80.0	89	42	36	8	7	31	84	1	3	.286
2009	Round Rock	4-9	*2.63	19	19	0	0	0	120.0	104	42	35	6	4	53	112	4	0	*.237
	HOUSTON	6-3	4.53	11	10	0	0	0	55.2	59	29	28	9	3	25	54	3	0	.272
2010	HOUSTON	9-10	4.92	27	27	0	0	0	153.2	151	94	84	18	6	77	158	5	2	.256
	Round Rock - a	1-0	3.07	3	3	0	0	0	14.2	16	5	5	1	0	6	14	1	0	.281
2011	HOUSTON	6-11	3.77	31	31	0	0	0	186.0	177	93	78	24	5	70	176	3	2	.250
2012	HOUSTON	7-13	4.65	29	29	0	0	0	168.1	165	90	87	23	8	66	165	8	0	.254
	Oklahoma City - a	1-0	3.60	1	1	0	0	0	5.0	3	2	2	0	0	3	7	0	0	.167
2013	HOUSTON	6-9	3.93	21	21	0	0	0	126.0	135	62	55	11	4	43	90	3	0	.277
	BALTIMORE	4-3	4.80	11	9	0	0	0	50.2	61	27	27	6	1	24	57	1	0	.298
2014	Bowie - a	0-1	6.23	1	1	0	0	0	4.1	4	3	3	0	1	5	7	0	0	.250
	BALTIMORE	15-8	3.65	28	28	0	0	0	165.1	149	68	67	20	*14	52	139	3	0	.242
2015	BALTIMORE	2-9	7.06	18	11	0	0	0	66.1	84	57	52	14	3	25	50	0	0	.309
	Norfolk - a	0-1	12.15	2	2	0	0	0	6.2	12	9	9	2	0	1	3	0	0	.375
	Bowie - a	0-1	7.20	1	1	0	0	0	5.0	6	4	4	0	1	0	7	1	0	.300
	SAN DIEGO	1-2	5.40	20	0	0	0	0	16.2	16	11	10	1	1	6	21	2	0	.246
2016	ATLANTA	3-7	4.22	22	10	0	0	0	70.1	68	34	33	6	2	28	60	3	0	.257
	LOS ANGELES (NL)	3-3	6.54	13	9	0	0	0	42.2	48	33	31	8	1	21	42	4	0	.279
	Rancho Cuca - a	1-0	1.59	1	1	0	0	0	5.2	4	1	1	0	0	1	0	0	0	.200
2017	LOS ANGELES (AL)	2-6	4.21	60	3	0	0	19	62.0	56	29	29	8	3	27	74	6	0	.236
	Inland Empire - a	0-0	0.00	1	1	0	0	0	1.0	1	0	0	0	0	0	3	0	0	.250
2018	ST. LOUIS	3-6	3.59	64	0	0	0	28	57.2	51	27	23	8	5	21	67	9	0	.237
2019	Did not pitch																		
<b>Minors Totals</b>		<b>15-28</b>	<b>3.83</b>	<b>86</b>	<b>74</b>	<b>0</b>	<b>0</b>	<b>2</b>	<b>383.0</b>	<b>356</b>	<b>187</b>	<b>163</b>	<b>28</b>	<b>23</b>	<b>155</b>	<b>406</b>	<b>14</b>	<b>3</b>	<b>.247</b>
<b>AL</b>	<b>Totals</b>	<b>29-35</b>	<b>4.40</b>	<b>138</b>	<b>72</b>	<b>0</b>	<b>0</b>	<b>19</b>	<b>470.1</b>	<b>485</b>	<b>243</b>	<b>230</b>	<b>59</b>	<b>25</b>	<b>171</b>	<b>410</b>	<b>13</b>	<b>0</b>	<b>.267</b>
<b>NL</b>	<b>Totals</b>	<b>38-55</b>	<b>4.48</b>	<b>217</b>	<b>116</b>	<b>0</b>	<b>0</b>	<b>28</b>	<b>751.0</b>	<b>735</b>	<b>411</b>	<b>374</b>	<b>97</b>	<b>31</b>	<b>314</b>	<b>743</b>	<b>37</b>	<b>4</b>	<b>.255</b>
<b>ML</b>	<b>Totals</b>	<b>67-90</b>	<b>4.45</b>	<b>355</b>	<b>188</b>	<b>0</b>	<b>0</b>	<b>47</b>	<b>1221.1</b>	<b>1220</b>	<b>654</b>	<b>604</b>	<b>156</b>	<b>56</b>	<b>485</b>	<b>1153</b>	<b>50</b>	<b>4</b>	<b>.260</b>

\* League leader  
a - Rehab assignment

**NORRIS' DIVISION SERIES STATISTICS**

YEAR	CLUB, OPP	W-L	ERA	G	GS	CG	SHO	SV	IP	H	R	ER	HR	HB	BB	SO	WP	BK	AVG
2014	BAL, DET	1-0	0.00	1	1	0	0	0	6.1	2	0	0	0	0	2	6	1	0	.087

**NORRIS' LEAGUE CHAMPIONSHIP SERIES STATISTICS**

YEAR	CLUB, OPP	W-L	ERA	G	GS	CG	SHO	SV	IP	H	R	ER	HR	HB	BB	SO	WP	BK	AVG
2014	BAL, KC	0-0	8.31	1	1	0	0	0	4.1	9	4	4	1	0	3	0	0	0	.429

## NORRIS' MAJOR LEAGUE HITTING TOTALS

	AVG	AB	R	H	2B	3B	HR	RBI	SH	SF	HP	BB	SO	SB	CS	E
2016	.222	27	2	6	0	1	0	1	7	0	1	3	7	0	0	1
<b>Career</b>	<b>.157</b>	<b>204</b>	<b>10</b>	<b>32</b>	<b>5</b>	<b>1</b>	<b>0</b>	<b>12</b>	<b>38</b>	<b>2</b>	<b>2</b>	<b>7</b>	<b>66</b>	<b>0</b>	<b>0</b>	<b>18</b>

## NORRIS' CAREER TRANSACTIONS

- Selected by Houston Astros in 6th round of June 2006 draft
- On injured list with right biceps tendinitis, May 24-June 26, 2010; included rehab assignment to Round Rock, June 7-26
- On injured list with a left knee strain, June 13-28, 2012; included rehab assignment to Oklahoma City, June 23-28
- Traded to Baltimore Orioles for Josh Hader (lhp), L.J. Hoes (of) and a 2014 competitive balance round A pick, July 31, 2013
- On injured list with a right groin strain, June 22-July 7, 2014
- On injured list with bronchitis, May 11-June 6, 2015; included rehab assignments to Norfolk, May 22-26 and June 2-6, and Bowie, May 27-June 1
- Signed by San Diego Padres as a free agent, August 11, 2015
- Signed by Atlanta Braves as a free agent, November 25, 2015
- Traded to Los Angeles Dodgers with Alec Grosser (rhp), Dian Toscano (of) and cash for Caleb Dirks (rhp) and Phil Pfeifer (lhp), June 30, 2016
- On injured list with a mid-back strain, August 1-18, 2016; included rehab assignment to Rancho Cucamonga, August 13-18
- Signed by Los Angeles Angels as a free agent, February 1, 2017
- On injured list with right knee inflammation, June 19-30, 2017; included rehab assignment to Inland Empire, June 29-30
- On injured list with right knee inflammation, August 27-September 5, 2017
- Signed by St. Louis Cardinals as a free agent, February 14, 2018
- Signed by Toronto Blue Jays as a minor league free agent, March 7, 2019
- Signed by Philadelphia as a minor league free agent, January 22, 2020

## NORRIS' CAREER FIELDING

POSITION	PCT	G	PO	A	E	TC	DP
Pitcher	.924	355	86	132	18	236	10

## NORRIS' GAME HIGHS

**LOW-HIT CG:** None... **SHUTOUTS:** None... **STRIKEOUTS:** 14 – 8/14/10 vs PIT... **WALKS:** 7 – 10/1/10 vs CHI... **LONGEST OUTING:** 8.0 inn. – 4 times, last: 6/9/14 vs BOS... **WINNING STREAK:** 4 games – 6 times, last: 6/10-7/15/16... **LOSING STREAK:** 12 games – 5/31-9/20/12... **SCORELESS STREAK:** 18.1 inn. – 9/26/12-3/31/13



# BLAKE PARKER

RHP

53

## NON-ROSTER INVITEE

@BlaekParker

**B-T:** R-R

**HT:** 6-3; **WT:** 225

**OPENING DAY AGE:** 34

**BORN:** June 19, 1985, Fayetteville, AR

**RESIDES:** Fayetteville, AR

**ML SERVICE:** 5 years, 36 days

**HOW OBTAINED:** Signed by Phillies as a minor league free agent, 2/5/20

### 2019

- Began season with MIN
- Had a 3.25 ERA (13 ER, 36.0 IP) through his first 36 appearances of the season
- Was on the bereavement list, 6/19-21, and paternity list, 7/5-7
- Designated for assignment on 7/24
- Signed by the Phillies as a free agent on 7/30
- Posted a 3.21 ERA (5 ER, 14.0 IP) in his first 13 appearances after joining the club

### 2018

- Made his second career and second consecutive Opening Day roster
- Led LAA in saves (14)
- Struck out multiple batters in 21 of his 67 appearances
- Posted a 2.50 ERA (10 ER, 36.0 IP) with 8 walks and 44 strikeouts in his 35 home games
- Held RHH to a .231 AVG (31-134)

### 2017

- Was 8th among AL relievers in WHIP (0.83)
- Made his first career Opening Day roster after attending LAA spring training as a non-roster invitee; finished spring training with 17 straight outs via strikeout
- Was the only member of LAA's Opening Day bullpen to remain an active member of the bullpen for the whole season
- Had a streak of 27 consecutive games (26.1 IP) at Angels Stadium without allowing an earned run, start of season-8/4, the second-longest in the ballpark's history trailing only Scott Downs' 28-game streak in 2010-11
- 34 of his 36 appearances at home were scoreless (0.74 home ERA)
- Struck out 33.9% of the batters he faced (86 of 254), the 4th-best rate for a reliever in LAA franchise history

### 2016

- Spent majority of season with Tacoma (AAA)
- Was named a Pacific Coast League midseason All-Star
- Had his contract selected by SEA on 8/4, appeared in 1 game and was designated for assignment, 8/6
- Claimed off waivers by NYY on 8/9
- Stranded 14 of 19 inherited runners on the season

### 2015

- Began season with Iowa (AAA)
- Was placed on the IL on 4/6 and had season-ending surgery on 6/16 to remove loose bodies from his right elbow

- Following the season, pitched for Mexicali in the Mexican Winter League

### 2014

- Shuttled between Iowa and CHI, appearing in 7 different stints with CHI
- Was named a PCL midseason and postseason All-Star, leading the league with 25 saves
- Did not allow an earned run in his final 6 ML appearances

### 2013

- Began season with Iowa
- Had his contract selected by CHI on 6/1
- Earned his first career save, 6/29 at SEA, with a scoreless 11th inning
- Earned his first ML win, 8/10 at STL
- Averaged 10.68 SO/9.0 IP (55 SO, 46.1 IP)

### 2012

- Began season with Iowa and had his contract selected by CHI on 5/17
- Made his ML debut on 5/17 vs PHI
- Had two stints on the 60-day IL: 6/2-8/27 (right elbow stress reaction) and 9/7-end of season (right elbow bone contusion)
- His first IL stint included a rehab assignment to Iowa, 8/6-27

### 2011

- Split season between Iowa and Tennessee (AA) for the third straight season
- Pitched for Hermosillo in MWL following the season

### 2010

- Split season between Iowa and Tennessee for second straight season

### 2009

- Split season between Iowa and Tennessee
- Pitched for Mesa in the Arizona Fall League following the season
- Was selected to play in the AFL Rising Stars Game

### 2008

- Named a Midwest League midseason All-Star
- Began season with Peoria (A)
- Was promoted to Iowa on 6/27 before being sent to Daytona (A) on 6/30 for remainder of season

## 2007

- Began pro career with Boise (A)
- Was transferred to Arizona League Cubs (R) on 6/18 and promoted again to Boise on 8/7 for the remainder of the season

## PERSONAL

Richard Blake Parker... Married, wife's name is Jordan; has one son, Tyce... Attended Fayetteville High School (AR) and the University of Arkansas... Converted to pitcher in 2007 after starting his professional career as a position player in CHI's organization... **Hobbies:** Spending time outdoors, trout fishing and duck hunting... **Signed by:** Brian Milner.

## BLAKE PARKER'S CAREER STATISTICS

YEAR	CLUB	W-L	ERA	G	GS	CG	SHO	SV	IP	H	R	ER	HR	HB	BB	SO	WP	BK	AVG
2007	Boise	1-0	3.18	8	0	0	0	0	11.1	15	5	4	0	5	7	10	2	0	.319
	AZL Cubs	1-0	1.80	11	0	0	0	2	15.0	10	6	3	0	1	3	14	3	0	.185
2008	Iowa	0-0	6.00	2	0	0	0	0	3.0	1	2	2	1	0	2	3	0	0	.091
	Daytona	1-2	3.38	20	0	0	0	9	21.1	17	8	8	0	1	10	21	0	0	.221
	Peoria	3-0	1.33	23	0	0	0	3	47.1	32	8	7	2	1	18	51	3	1	.193
2009	Iowa	2-3	3.00	45	0	0	0	22	51.0	36	20	17	3	3	27	58	3	1	.196
	Tennessee	0-0	1.46	10	0	0	0	3	12.1	8	2	2	0	0	8	19	1	0	.195
2010	Iowa	1-4	4.74	35	0	0	0	2	49.1	52	30	26	9	1	28	42	1	0	.280
	Tennessee	0-1	2.65	13	0	0	0	5	17.0	11	5	5	0	0	6	25	0	0	.183
2011	Iowa	3-3	2.81	37	0	0	0	4	51.1	37	16	16	5	2	27	60	2	0	.201
	Tennessee	1-2	4.13	16	0	0	0	3	24.0	20	14	11	1	1	13	20	1	0	.227
2012	Iowa	1-1	3.42	21	0	0	0	6	23.2	16	9	9	3	0	6	22	0	0	.190
	CHICAGO (NL)	0-0	6.00	7	0	0	0	0	6.0	10	7	4	3	0	5	6	0	0	.370
2013	Iowa	0-1	2.04	16	0	0	0	7	17.2	8	4	4	1	1	10	26	1	1	.133
	CHICAGO (NL)	1-2	2.72	49	0	0	0	1	46.1	39	17	14	4	2	15	55	2	0	.220
2014	Iowa	0-1	1.77	35	0	0	0	*25	35.2	28	8	7	3	0	13	52	0	0	.214
	CHICAGO (NL)	1-1	5.14	18	0	0	0	0	21.0	24	13	12	3	0	4	24	1	0	.279
2015	Iowa	0-0	2.70	3	0	0	0	0	3.1	1	1	1	0	0	3	1	0	0	.100
2016	Tacoma	1-2	2.72	38	0	0	0	19	39.2	24	13	12	4	1	11	56	2	0	.175
	SEATTLE	0-0	0.00	1	0	0	0	0	1.0	1	0	0	0	0	1	0	0	0	.250
	NEW YORK-AL	1-0	4.96	16	0	0	0	1	16.1	16	9	9	1	2	8	15	0	0	.250
2017	LOS ANGELES (AL)	3-3	2.54	71	0	0	0	8	67.1	40	20	19	7	1	16	86	4	0	.172
2018	LOS ANGELES (AL)	2-1	3.26	67	0	0	0	14	66.1	63	24	24	12	3	19	70	8	0	.249
2019	MINNESOTA	1-2	4.21	37	0	0	0	10	36.1	34	18	17	7	2	16	34	4	0	.246
	PHILLIES	2-1	5.04	23	2	0	0	0	25.0	19	14	14	6	1	6	31	0	0	.216
	<b>Minors Totals</b>	<b>15-20</b>	<b>2.85</b>	<b>333</b>	<b>0</b>	<b>0</b>	<b>0</b>	<b>110</b>	<b>423.0</b>	<b>316</b>	<b>151</b>	<b>134</b>	<b>32</b>	<b>17</b>	<b>192</b>	<b>480</b>	<b>19</b>	<b>3</b>	<b>.208</b>
	<b>AL Totals</b>	<b>7-6</b>	<b>3.31</b>	<b>192</b>	<b>0</b>	<b>0</b>	<b>0</b>	<b>33</b>	<b>187.1</b>	<b>154</b>	<b>71</b>	<b>69</b>	<b>27</b>	<b>8</b>	<b>60</b>	<b>205</b>	<b>16</b>	<b>0</b>	<b>.223</b>
	<b>NL Totals</b>	<b>4-4</b>	<b>4.03</b>	<b>97</b>	<b>2</b>	<b>0</b>	<b>0</b>	<b>1</b>	<b>98.1</b>	<b>92</b>	<b>51</b>	<b>44</b>	<b>16</b>	<b>3</b>	<b>30</b>	<b>116</b>	<b>3</b>	<b>0</b>	<b>.243</b>
	<b>ML Totals</b>	<b>11-10</b>	<b>3.56</b>	<b>289</b>	<b>2</b>	<b>0</b>	<b>0</b>	<b>34</b>	<b>285.2</b>	<b>246</b>	<b>122</b>	<b>113</b>	<b>43</b>	<b>11</b>	<b>90</b>	<b>321</b>	<b>19</b>	<b>0</b>	<b>.230</b>

\* League leader

## PARKER'S MAJOR LEAGUE HITTING TOTALS

	AVG	AB	R	H	2B	3B	HR	RBI	SH	SF	HP	BB	SO	SB	CS	E
2019/Career	.000	1	0	0	0	0	0	0	0	0	0	0	1	0	0	1

## PARKER'S CAREER TRANSACTIONS

- Selected by Chicago Cubs in 16th round of June 2006 draft
- On injured list with a right elbow stress reaction, June 2-August 27, 2012; included rehab assignment to Iowa, August 6-27
- On injured list with a right elbow bone contusion, September 7, 2012 through the end of the season
- Signed by Seattle Mariners as a free agent, December 17, 2015
- Claimed off waivers by New York Yankees, August 9, 2016
- Claimed off waivers by Los Angeles Angels, October 5, 2016
- Claimed off waivers by Milwaukee Brewers, November 23, 2016
- Claimed off waivers by Los Angeles Angels, December 23, 2016
- Signed by Minnesota Twins as a free agent, January 14, 2019
- Signed by Philadelphia as a free agent, July 30, 2019
- Signed by Philadelphia as a minor league free agent, February 5, 2020

## PARKER'S CAREER FIELDING

POSITION	PCT	G	PO	A	E	TC	DP
Pitcher	.963	289	14	12	1	27	1

## PARKER'S GAME HIGHS

**LOW-HIT CG:** N/A... **SHUTOUTS:** N/A... **STRIKEOUTS:** 4 – 4 times, last: 9/10/19 vs ATL... **WALKS:** 2 – 11 times, last: 9/6/19 vs NYM... **LONGEST OUTING:** 2.0 inn. – 19 times, last: 9/24/19 at WSH... **WINNING STREAK:** 3 games – 2 times, last: 7/3/19-9/10/19... **LOSING STREAK:** 2 games – 3 times, last: 3/30-6/5/19... **SCORELESS STREAK:** 19.1 inn. – 5/6-6/17/17



# NICK PIVETTA

RHP

43

@Npivetta27

**B-T:** R-R

**HT:** 6-5; **WT:** 214

**OPENING DAY AGE:** 27

**BORN:** February 14, 1993, Victoria, British Columbia, Canada

**RESIDES:** Victoria, British Columbia, Canada

**ML SERVICE:** 2 years, 94 days

**HOW OBTAINED:** Acquired from Washington Nationals for Jonathan Papelbon and cash considerations, 7/28/15

2020 PHILLIES

## 2019

- Made his second career and second consecutive Opening Day roster
- Was optioned to Lehigh Valley (AAA) on 4/17 after posting an 8.35 ERA (17 ER, 18.1 IP) in his first four starts
- Named International League Pitcher of the Week, 5/13-19
- Recalled from Lehigh Valley on 5/28
- Had a streak of 17.0 consecutive IP without a walk, 5/28-6/8
- On 6/2 at LAD, made the first scoreless start of his career in which he allowed three or fewer base runners
- Tossed his first career complete game on 6/8 vs CIN, passing his previous career high in innings pitched by 1.2 IP
- Made his first relief appearance of the season on 7/20 at PIT and pitched in relief for the remainder of the season
- On 7/23 at DET, became the first Phillie reliever to toss at least 3.2 hitless frames since 2014 (Jeff Manship, 4.0 IP, 5/31 vs NYM)
- Earned his first career save, 8/3 vs CWS
- Optioned to Lehigh Valley on 8/24 and recalled again on 9/3
- Posted a 4.38 ERA (12 ER, 24.2 IP) in 17 relief appearances and a 5.74 ERA (44 ER, 69.0 IP) in 13 starts


- On 5/16 at BAL, became the third Phillies pitcher since 2010 with 7.0+ IP, 2 or fewer hits and 11+ strikeouts in a game (others: Halladay's perfect game, 5/29/10 at FLA and Hamels' no-hitter, 7/25/15 at CHI)
- Allowed just 1 run in 19.0 IP (0.47 ERA) over 3 starts, 5/16-27, including a 14.0-inning scoreless streak
- Had a streak of 16 straight starts allowing 6 or fewer hits, 9/18/17-6/7/18, becoming one of four Phillies since 1908 with a streak that length
- Struck out a career-high 13 batters on 6/18 vs STL
- Made his first ML relief appearance, 7/1 vs WSH (W, 1.0 IP)
- Became the first Phillie to start at a neutral site (Bowman Field, Williamsport for Little League Classic) since Jack Sanford on 9/3/57 at BKN at Roosevelt Stadium
- On 8/25 at TOR became the first Canadian-born Phillie to pitch in his home country since Paul Quantrill started for the Phillies on 7/15/95 at MTL

## 2017

- Among ML rookies, was 1st in SO/9.0 IP (9.47, min. 125.0 IP), 3rd in SO (140), 4th in starts (26) and 7th in innings (133.0)
- Was tied for the 9th-most SO in a season ever by a Phillies rookie

## 2018

- Among all NL starters, ranked 5th in SO/9.0 IP (10.32), 6th in SO rate (27.1%), 8th in SO (188) and 9th in SO/BB (3.69)
- His 10.32 SO/9.0 IP was the 2nd-highest ever by a qualifying Phillies pitcher, trailing Curt Schilling's mark of 11.29 in 1997
- He and Aaron Nola became the second pair of Phillies teammates 25 or younger to each strike out 180 batters or more (other: Charlie Ferguson and Dan Casey, 1886)
- Was the first Phillie to finish in the top five in the NL in SO/9.0 IP since 2011 (Cliff Lee, 4th)
- Made first career Opening Day roster
- Had a career-best 18.0-inning scoreless streak come to an end in the third inning of his season debut (9/18/17-3/30/18)
- Did not allow a home run in his first 25.2 innings of the season
- Posted a 3.26 ERA (21 ER, 58.0 IP) and held opponents to a .230 AVG through the end of May
- Matched up against ATL RHP Mike Foltynewicz 4 times in Philadelphia's first 46 games, first time two ML starters squared off 4 times in first 46 team games since 1959 (Philadelphia's Robin Roberts and MIL's Lew Burdette)
- Recorded his 100th strikeout of the season before reaching 85.0 IP, becoming the third Phillies starter to do so since 1998 (Curt Schilling, 1998 and Vince Velasquez, 2018)



- In Phillies history, only Cole Hamels (145 SO in 23 starts in 2006) had more strikeouts in as few starts
- Had the highest SO/9.0 IP and SO rate (24.0%) of any Phillies rookie ever to make at least 25 starts
- His 133 SO were the 5th-most by a Phillies starter in his first 25 career starts (most: Hamels, 160 SO)
- Attended ML spring training and played for Team Canada in the World Baseball Classic
- Began the season with Lehigh Valley and was named Phillies Minor League Pitcher of the Week, 4/6-16
- Recalled on 4/30 and made his ML debut that day at LAD as the starting pitcher (first of 4 stints with the Phillies)
- Was the first Canadian-born starting pitcher to debut for the Phillies since Scott Mathieson on 6/17/06 vs TB
- Earned his first ML win, 6/5 at ATL
- Recorded a then career-high 11 SO, 8/16 at SD, the most by a Phillies rookie since Hamels struck out 11 on 9/16/06 at HOU
- Became the only Phillie since 1913 to finish a start with at least 11 SO in 5.0 or fewer IP
- Posted a 1.06 ERA (2 ER, 17.0 IP), 1.12 WHIP (8 BB, 11 H), 19 SO and .186 OPP AVG (11-59) in his final 3 starts, ending his season with an active 16.0-inning scoreless streak

## 2016

- Began the season with Reading (AA)
- T-1st in the Eastern League in SHO (1), was 3rd in WHIP (1.20), T-3rd in wins (11), 6th in ERA (3.41) & SO (111) and T-9th in CG (1)
- Selected as an EL midseason All-Star
- Went 3-0, 2.45 ERA (9 ER, 33.0 IP) in 6 June starts
- Pitched his first professional SHO, 6/17 at Harrisburg (9.0 IP)
- Had a 19.0-inning scoreless streak, 6/7-24
- Was on the IL, 7/1-8 (right groin strain)
- Promoted to Lehigh Valley on 8/12 for the remainder of the season
- Allowed 2 ER or fewer in 4 of his 5 starts
- Did not allow a run in 9 of his 27 combined starts (33.3%)

## 2015

- Began the season with Potomac (A)
- Allowed 2 ER or fewer in 12 of his 14 starts (85.7%)
- Limited RHH to a .476 OPS whereas LHH posted an .820 OPS against him
- Allowed 3 hits or fewer in 8 of his 14 starts
- Had a 13.0-inning scoreless streak, 4/15-27
- Promoted to Harrisburg (AA) on 7/8
- Was traded to the Phillies on 7/28 and assigned to Reading

## 2014

- Spent the season with Hagerstown (A)
- Finished 3rd in the South Atlantic League in wins (13) and was T-1st among all WSH minor leaguers
- Named a SAL midseason All-Star
- Won 5 consecutive starts, 4/26-5/20 (5-0, 1.98 ERA, 6 ER, 27.1 IP)
- Was on the IL, 5/21-6/2 (left ankle strain)
- Tossed 6.0 hitless innings in a start, 6/20 at Greensboro
- Following the season, was named the 10th-best prospect in WSH's minor league system by *Baseball America*

## 2013

- Began his pro career with the Gulf Coast League Nationals (R)
- Allowed 1 ER in 11.1 IP over his first 3 professional starts (0.79 ERA)
- Promoted to Auburn (A) on 8/6 for the remainder of the season
- Allowed 3 ER or fewer in all 5 starts

## PERSONAL

Nicholas Jhoncarlo Pivetta (pronounced pih-VEH-tah)...  
 2011 graduate of Lambrick Park High School (Victoria, BC)...  
 Was a member of the Canadian Junior National Team from 2009-12... 2013 graduate of New Mexico Junior College...  
**Hobbies:** Fishing, outdoor activities and video games...  
**Signed by:** Mitch Sokol.

## NICK PIVETTA'S CAREER STATISTICS

YEAR	CLUB	W-L	ERA	G	GS	CG	SHO	SV	IP	H	R	ER	HR	HB	BB	SO	WP	BK	AVG
2013	GCL Nationals	1-0	2.13	4	3	0	0	0	12.2	11	4	3	0	0	2	8	1	0	.234
	Auburn	0-1	3.38	5	5	0	0	0	21.1	19	8	8	1	1	11	18	2	1	.238
2014	Hagerstown	13-8	4.22	26	25	0	0	0	132.1	142	66	62	15	6	39	98	9	1	.277
	Potomac	7-4	2.29	15	14	0	0	0	86.1	70	29	22	4	2	29	72	4	0	.225
2015	Harrisburg	0-2	7.20	3	3	0	0	0	15.0	19	12	12	4	0	9	6	1	0	.311
	Reading	2-2	7.31	7	7	0	0	0	28.1	32	24	23	4	3	19	25	4	0	.294
2016	Reading	11-6	3.41	22	22	1	#1	0	124.0	108	50	47	10	6	41	111	5	0	*.235
	Lehigh Valley	1-2	2.55	5	5	0	0	0	24.2	20	7	7	2	2	10	27	1	0	.233
2017	Lehigh Valley	5-0	1.41	5	5	1	1	0	32.0	25	6	5	1	1	2	37	0	2	.208
	PHILLIES	8-10	6.02	26	26	0	0	0	133.0	144	91	89	25	4	57	140	11	2	.281
2018	PHILLIES	7-14	4.77	33	32	0	0	0	164.0	163	91	87	24	5	51	188	8	0	.261
2019	PHILLIES	4-6	5.38	30	13	1	0	1	93.2	103	64	56	20	4	39	89	4	1	.278
	Lehigh Valley	5-1	3.07	9	6	0	0	0	41.0	23	14	14	2	1	22	58	3	0	.164
<b>Minors Totals</b>		<b>45-26</b>	<b>3.53</b>	<b>101</b>	<b>95</b>	<b>2</b>	<b>2</b>	<b>0</b>	<b>517.2</b>	<b>469</b>	<b>220</b>	<b>203</b>	<b>43</b>	<b>22</b>	<b>184</b>	<b>459</b>	<b>30</b>	<b>4</b>	<b>.244</b>
<b>ML Totals</b>		<b>19-30</b>	<b>5.34</b>	<b>89</b>	<b>71</b>	<b>1</b>	<b>0</b>	<b>1</b>	<b>390.2</b>	<b>410</b>	<b>246</b>	<b>232</b>	<b>69</b>	<b>13</b>	<b>147</b>	<b>417</b>	<b>23</b>	<b>3</b>	<b>.272</b>

\* League leader

# Tied for league lead

## PIVETTA'S MAJOR LEAGUE HITTING TOTALS

	AVG	AB	R	H	2B	3B	HR	RBI	SH	SF	HP	BB	SO	SB	CS	E
2019	.080	25	1	2	0	0	0	0	1	0	0	1	19	0	0	0
<b>Career</b>	<b>.083</b>	<b>109</b>	<b>7</b>	<b>9</b>	<b>1</b>	<b>0</b>	<b>0</b>	<b>1</b>	<b>8</b>	<b>0</b>	<b>0</b>	<b>3</b>	<b>60</b>	<b>0</b>	<b>0</b>	<b>4</b>

## PIVETTA'S WORLD BASEBALL CLASSIC STATISTICS

YEAR	CLUB	W-L	ERA	G	GS	CG	SHO	SV	IP	H	R	ER	HR	HB	BB	SO	WP	BK	AVG
2017	Canada	0-0	2.25	1	1	0	0	0	4.0	5	1	1	0	0	0	1	0	0	.333

## PIVETTA'S CAREER TRANSACTIONS

- Selected by Washington Nationals in 4th round of June 2013 draft
- Traded to Philadelphia for Jonathan Papelbon (rhp) and cash considerations, July 28, 2015

## PIVETTA'S CAREER FIELDING

POSITION	PCT	G	PO	A	E	TC	DP
Pitcher	.931	89	21	33	4	58	0

## PIVETTA'S GAME HIGHS

**LOW-HIT CG:** 6 – 6/8/19 vs CIN... **SHUTOUTS:** N/A... **STRIKEOUTS:** 13 – 6/18/18 vs STL... **WALKS:** 5 – 2 times, last: 10/1/17 vs NYM... **LONGEST OUTING:** 9.0 inn. – 6/8/19 vs CIN... **WINNING STREAK:** 4 games – 9/18/17-4/5/18... **LOSING STREAK:** 5 games – 3 times, last: 6/20/19-current... **SCORELESS STREAK:** 18.0 inn. – 9/18/17-3/30/18

## MAJOR LEAGUE DEBUT DATES (40-MAN ROSTER)

Player	Date	Team	Player	Date	Team
José Álvarez	6/9/13	Tigers	Scott Kingery	3/30/18	Phillies
Víctor Arano	9/12/17	Phillies	Andrew Knapp	4/6/17	Phillies
Jake Arrieta	6/10/10	Orioles	Reggie McClain	8/2/19	Mariners
Jay Bruce	5/27/08	Reds	Andrew McCutchen	6/4/09	Pirates
Austin Davis	6/20/18	Phillies	Adam Morgan	6/21/15	Phillies
Enyel De Los Santos	7/10/18	Phillies	Héctor Neris	8/5/14	Phillies
Seranthony Domínguez	5/7/18	Phillies	Aaron Nola	7/21/15	Phillies
Zach Eflin	6/14/16	Phillies	Nick Pivetta	4/30/17	Phillies
Edgar García	5/6/19	Phillies	Roman Quinn	9/11/16	Phillies
Kyle Garlick	5/19/19	Dodgers	J.T. Realmuto	6/5/14	Marlins
Didi Gregorius	9/5/12	Reds	David Robertson	6/29/08	Yankees
Deivy Grullón	9/22/19	Phillies	Jean Segura	7/24/12	Angels
Deolis Guerra	6/27/15	Pirates	Robert Stock	3/29/19	Padres
Bryce Harper	4/28/12	Nationals	Ranger Suárez	7/26/18	Phillies
Adam Haseley	6/4/19	Phillies	Vince Velasquez	6/10/15	Astros
Rhys Hoskins	8/10/17	Phillies	Zack Wheeler	6/18/13	Mets
Tommy Hunter	8/1/08	Rangers	Nick Williams	6/30/17	Phillies
Cole Irvin	5/12/19	Phillies			



## ROMAN QUINN

OF

24

**B-T:** S-R

**HT:** 5-10; **WT:** 175

**OPENING DAY AGE:** 26

**BORN:** May 14, 1993, Port St. Joe, FL

**RESIDES:** Port St. Joe, FL

**ML SERVICE:** 1 year, 88 days

**HOW OBTAINED:** Selected by Phillies in 2nd round of June 2011 draft

### 2019

- Among all NL players, ranked T-5th in bunt hits (6)
- Stole home on 6/21 vs MIA
- Made his second career pitching appearance on 7/15 vs LAD
- Became the first player of the modern era (since 1900) to hit a HR, collect 2 SB and pitch in the same game, 8/2 vs CWS
- On 8/2 vs CWS, became the first NL player in the modern era to hit a HR and steal multiple bases in the same game while batting in the No. 9 spot
- Also on 8/2, he became the first ML player with at least 3 hits, 2 SB and an appearance on the mound in the same game since George Sisler for the St. Louis Browns on 11/3/1920 against CWS (3 H, 3 SB, 1.0 IP)
- Became the first Phillies position player in the expansion era (since 1961) with at least 3 career pitching appearances for the team
- His HR on 8/2 vs CWS was his first career HR as a left-handed hitter (came in his 185th career plate appearance from the left side)
- Had three IL stints: 3/28-4/17 (retro to 3/25; right oblique strain), 4/25-6/16 (right groin strain) and 8/17-end of season (right groin strain); included rehab assignments to Clearwater (A), Lehigh Valley (AAA) and Reading (AA)
- Batted .333 (18-54), 2 2B, 3B, 4 HR, 9 RBI, 7 BB, 4 SB and a 1.049 OPS in his last 20 games (7/18-8/16)
- Made 23 starts for the Phillies, all in CF
- Was 2-for-8 (.250 AVG), 2B, 2 BB as a pinch-hitter

### 2018

- Among all NL rookies, ranked T-3rd in SB (10) & triples (4)
- Began the season with Lehigh Valley
- Was on the 7-day IL from 5/13-7/18 with a right middle finger sprain
- Appeared in games for Clearwater and Reading before being recalled on 7/27
- Made his first ML start of the season on 7/30 at BOS (RF; 1-5); it was his first start in the majors since 9/27/16 at ATL
- Reached base safely in 13 straight starts, 8/16-9/14, posting a 1.095 OPS in that span
- Made his first professional pitching appearance on 8/16 vs NYM (gm 1)
- Slugged his first ML HR, 8/21 at WSH (Matt Grace)
- Matched his career high with 3 hits, 8/29 vs WSH
- On 9/14 vs MIA, hit his first career HR at Citizens Bank Park and had a career-high 3 RBI
- Reached base safely in 25 of his 31 starts; had 7 starts with multiple hits
- Made 31 ML starts: 26 in CF, 4 in RF and 1 in LF

### 2017

- Spent the season with Lehigh Valley
- Went 4-for-6, 3B, HR, 2 RBI, 4 R, 5/17 at Rochester; set his single-game professional high with 9 total bases and tied it in hits and runs
- Injured his left arm on a slide into 3rd base in the 1st inning, 5/28 vs Louisville; did not play in a game for the remainder of the season
- Placed on the 7-day IL on 6/9 (left elbow sprain)
- Batted .307 (23-75) in his final 18 games of the season
- Made 37 starts in CF, 4 in LF, 2 in RF and 1 as DH
- Played in 6 games for Este in the Dominican Winter League

### 2016

- Began the season with Reading
- Finished 6th in the Eastern League in SB (31), despite playing in only 71 games
- Was placed on the 7-day IL on 6/16 (retroactive to 6/15) with a strained left oblique
- Was activated from the IL on 8/4 after playing in 6 rehab games with the Gulf Coast League Phillies (R)
- Was back on the 7-day IL, 8/28-9/4, after being hit in the head with a pickoff throw
- Hit .294 (5-17), 2 RBI, BB, 3 SB, 5 R in 4 EL playoff games, 9/7-10
- Was recalled on 9/11 and made his ML debut that night in a start in CF at WSH (0-3)
- Collected his 1st ML hit (2B), RBI, double and multi-hit game, 9/12 vs PIT, becoming the only Phillies rookie OF ever to have at least 2 2B, 2 RBI and a SB in a game
- Left the game, 9/27 at ATL, with a strained left oblique and did not play for the remainder of the season
- Made 14 ML starts: 8 in LF and 3 each in CF and RF
- Prior to the season, was named the 9th-best prospect in the Phillies system by *Baseball America*

### 2015

- Spent the season with Reading
- Selected as an Eastern League midseason All-Star
- Finished 3rd in the EL in SB (29) and T-4th in triples (6)
- Was placed on the 7-day IL on 6/13 (strained left quadriceps) and did not play for the remainder of the season
- Played for Lacey in the Dominican Winter League

### 2014

- Spent the entire season with Clearwater
- Began the season as a SS but was converted to CF in mid-June
- Named Phillies Minor League Player of the Week, 7/28-8/3



- Led the Phillies minor league system in SB (32) and ranked 3rd in the Florida State League
- Had a SB in 6 consecutive games, 7/22-27
- Following the season, was named the 7th-best prospect in the Phillies minor league system by *Baseball America*
- Played for Scottsdale in the Arizona Fall League
- Named to AFL's Top Prospects Team after leading the league in SB (14) and finishing 2nd in runs (19)

### 2013

- Played for Lakewood (A)
- Tied a professional high with 3 SB, 4/13 at Greensboro
- Phillies Minor League Player of the Week, 5/20-26
- Was on the 7-day IL from 6/26 through the remainder of the season with a hairline fracture in his right wrist
- Ruptured his right Achilles tendon in offseason workouts
- Named the 5th-best prospect in the Phillies minor league system following the season by *Baseball America*

### 2012

- Began his pro career with Williamsport (A)
- Led the New York-Penn League in runs (56), triples (11) & SB (30), ranked 8th in AB (267), T-8th in total bases (109) and T-9th in hits (75)
- Hit a triple in 3 consecutive games, 7/16-18
- Batted .347 vs LHP
- Following the season, was named the 2nd-best prospect in the Phillies minor league system by *Baseball America*
- Participated in Florida Instructional League

### PERSONAL

Roman Tredarian Quinn... Married Jenifer McLemore (1/27/18); has one daughter, Londyn Gabriella (7/8/14), and one son, Khailan Grey (2/7/19)... 2011 graduate of Port St. Joe High School (FL), where he played baseball, football and basketball... Selected as a 2011 Rawlings 2nd-Team Preseason All-American... **Hobbies:** Reading, playing video games and spending time with his family... **Signed by:** Aaron Jersild.

### ROMAN QUINN'S CAREER STATISTICS

YEAR	CLUB	AVG	G	AB	R	H	2B	3B	HR	RBI	SH	SF	HP	BB	SO	SB	CS	OBP	SLG	OPS	E
2012	Williamsport	.281	66	267	*56	75	9	*11	1	23	1	2	11	28	61	*30	6	.370	.408	.778	27
2013	Lakewood	.238	67	260	37	62	7	3	5	21	4	1	6	27	64	32	9	.323	.346	.669	31
2014	Clearwater	.257	88	327	51	84	10	3	7	36	6	4	9	36	80	32	12	.343	.370	.713	9
2015	Reading	.306	58	232	44	71	6	6	4	15	7	0	0	18	42	29	10	.356	.435	.791	5
2016	Reading	.287	71	286	58	82	14	6	6	25	1	1	4	30	68	31	8	.361	.441	.802	5
	GCL Phillies	.500	6	22	6	11	2	0	0	0	1	0	0	1	3	5	1	.522	.591	1.113	0
	PHILLIES	.263	15	57	10	15	4	0	0	6	2	0	2	8	19	5	1	.373	.333	.706	1
2017	Lehigh Valley	.274	45	175	24	48	8	3	2	13	2	1	1	18	49	10	4	.344	.389	.732	4
2018	Lehigh Valley	.296	25	98	14	29	2	3	2	11	1	0	0	8	19	13	1	.349	.439	.788	3
	Clearwater	.400	2	5	2	2	0	0	0	0	0	0	0	1	1	1	1	.500	.400	.900	0
	Reading	.333	1	3	2	1	1	0	0	0	0	0	0	1	1	0	0	.500	.667	1.167	0
	PHILLIES	.260	50	131	13	34	6	4	2	12	1	0	1	10	35	10	4	.317	.412	.729	2
2019	Clearwater - a	.500	6	20	6	10	3	0	1	1	2	0	0	3	6	2	0	.565	.800	1.365	0
	Lehigh Valley - a	.333	4	18	6	6	0	1	0	2	2	0	0	2	8	1	1	.400	.444	.844	0
	PHILLIES	.213	44	108	18	23	3	1	4	11	1	0	1	12	34	8	0	.298	.370	.668	1
	Reading - a	.125	2	8	0	1	0	0	0	1	0	0	1	0	2	0	0	.222	.125	.347	0
<b>Minors Totals</b>		<b>.280</b>	<b>441</b>	<b>1721</b>	<b>306</b>	<b>482</b>	<b>62</b>	<b>36</b>	<b>28</b>	<b>148</b>	<b>27</b>	<b>9</b>	<b>32</b>	<b>173</b>	<b>404</b>	<b>186</b>	<b>53</b>	<b>.355</b>	<b>.407</b>	<b>.762</b>	<b>84</b>
<b>ML Totals</b>		<b>.243</b>	<b>109</b>	<b>296</b>	<b>41</b>	<b>72</b>	<b>13</b>	<b>5</b>	<b>6</b>	<b>29</b>	<b>4</b>	<b>0</b>	<b>4</b>	<b>30</b>	<b>88</b>	<b>23</b>	<b>5</b>	<b>.321</b>	<b>.382</b>	<b>.703</b>	<b>4</b>

\* League leader  
a - Rehab assignment

### QUINN'S CAREER TRANSACTIONS

- Selected by Philadelphia in 2nd round of June 2011 draft
- On injured list with a right oblique strain, March 25-April 17, 2019; included rehab assignments to Clearwater, April 4-9, and Lehigh Valley, April 10-17
- On injured list with a right groin strain, April 25-June 16, 2019; included rehab assignments to Clearwater, June 10-13, and Reading, June 14-16
- On injured list with a right groin strain, August 17, 2019 through the remainder of the season

### QUINN'S CAREER FIELDING

POSITION	PCT	G	PO	A	E	TC	DP
Outfield	.978	86	168	7	4	179	3
Shortstop	---	1	0	0	0	0	0
Pitcher	---	3	0	0	0	0	0

### QUINN'S GAME HIGHS

**HITS:** 3 – 4 times, last: 8/2/19 vs CWS... **RUNS:** 2 – 11 times, last: 8/16/19 vs SD... **DOUBLES:** 2 – 9/12/16 vs PIT... **TRIPLES:** 1... **HOME RUNS:** 1... **RBI:** 3 – 9/14/18 vs MIA... **WALKS:** 2 – 3 times, last: 8/11/19 at SF... **STOLEN BASES:** 2 – 2 times, last: 8/2/19 vs CWS... **HITTING STREAK:** 6 games – 8/19-27/18

	<b>J.T. REALMUTO</b>	<b>C</b>	<b>10</b>
	<b>@JTRealmuto</b>		
<p><b>B-T:</b> R-R  <b>HT:</b> 6-1; <b>WT:</b> 212  <b>OPENING DAY AGE:</b> 29  <b>BORN:</b> March 18, 1991, Del City, OK  <b>RESIDES:</b> Choctaw, OK  <b>ML SERVICE:</b> 5 years, 38 days  <b>HOW OBTAINED:</b> Acquired from Miami Marlins for Jorge Alfaro, Sixto Sánchez, Will Stewart and international bonus pool money, 2/7/19</p>			

## 2019

- Won his first career Rawlings Gold Glove Award and his second consecutive Silver Slugger Award for catchers
- Became the first Phillie to win both awards in the same season and the first Phillie to do so since Jimmy Rollins in 2007
- Named catcher for the inaugural All-MLB Team
- Among all NL players, finished T-1st in grand slams (2), T-5th in SF (8) and 7th in fWAR (5.7)
- Became only the third catcher in MLB history with 90 runs, 35 doubles and 25 home runs in a season, joining Hall of Famer Johnny Bench (1970 and 1974) and Jorge Posada (2000)
- Set career highs in games (145), at-bats (538), doubles (36), HR (25), RBI (83), runs (92), XBH (64), TB (265), BB (41), GA RBI (18), GW RBI (8) and SF (8); led all ML catchers in a number of offensive categories
- Played in his second career and second consecutive All-Star Game on 7/9 at Progressive Field
- Collected the most doubles (36) ever in a season by a Phillies catcher (previous: Darren Daulton, 35 in 1993)
- Was one of five Phillies catchers all-time to hit at least 25 HR in a season, joining Stan Lopata (32 in 1956), Mike Lieberthal (31 in 1999), Benito Santiago (30 in 1996) and Daulton (27 in 1992)
- His 64 XBH were T-3rd all-time among Phillies catchers in a season
- Had the 4th-most runs scored (92) in a season by a Phillies catcher
- Made the most starts by a Phillies catcher since 1999 (Mike Lieberthal, 138)
- Hit 15 HR in 60 games following the All-Star break after hitting 10 HR in 85 games prior to the break
- Only two Phillies catchers ever hit more HR after the All-Star break in a season: Stan Lopata (18 in 1956) and Benito Santiago (17 in 1996)
- Was 37-for-86 (43.0%) in throwing out attempted base stealers
- Led all ML catchers with 37 attempted base stealers thrown out; no Phillies catcher had thrown out more in a season since 1993 (Daulton, 40)
- Had the most putouts (1,098) ever by a Phillies catcher in a season
- His 37 attempted base stealers thrown out was a new career high (previous: 22 in 2016)
- Selected by the MLBPA as the club's Heart & Hustle Award winner
- Made his third career Opening Day roster
- Hit his first career HR as a Phillie on 3/30 vs ATL (Wes Parsons)
- On 4/5 vs MIN, appeared in his 500th career game as a catcher

## REALMUTO PHAST PHACTS

- 2-time NL All-Star (2018-19)
  - 2-time NL Silver Slugger Award winner (2018-19)
  - 2019 NL Gold Glove Award winner
  - Part of 2018 MLB Japan All-Star Series
  - Named catcher for inaugural All-MLB Team (2019)
- Tied his career high with 3 XBH on 4/16 vs NYM; became the first Phillies catcher to have 3 XBH and 5 RBI in a game since Carlos Ruiz on 5/2/12 at ATL
  - Collected 2 hits and 4 RBI in the 1st inning on 4/16 vs NYM; was the first Phillie to do that in an inning since 9/2/10 at COL (Chase Utley, 2 H and 5 RBI in 7th inn.)
  - His 16-pitch PA in the 1st inning on 4/25 vs MIA was the longest by a Phillie since Mickey Morandini had a 16-pitch PA on 9/26/92 (gm 1) vs STL off Joe Magrane
  - His double, 5/10 at KC, was the 200th XBH of his career
  - Slugged his first career pinch-hit HR on 5/19 vs COL (Bryan Shaw)
  - Had a season-best 10-game hitting streak from 6/29-7/14
  - Was on the paternity leave list, 7/12, for the birth of his second daughter
  - On 8/14 vs CHI (Alec Mills), slugged his fourth career grand slam (second of the year; other: 7/28 vs ATL); became the first Phillie with 2 grand slams as a catcher in a season since 1996 (Santiago, 2)
  - From 8/13-17, collected 4 2B, 4 HR and 9 RBI in 5 games
  - Caught a career-high 3 runners attempting to steal on 8/26 vs PIT; his 3 attempted base stealers thrown out in that game marked the first time a Phillies catcher did so in a game since 9/15/07 at NYM (Chris Coste, 3)
  - On 8/28 vs PIT, became the first Phillies catcher to collect a triple and a HR in the same game since Lieberthal did so on 5/22/99 at NYM; tripled and homered as a catcher in the same game again on 9/5 at CIN
  - His 11 2B, 6 HR and 19 RBI in August were all his most ever in a calendar month
  - Homered in 3 consecutive games, 9/4-6, for the first time in his career
  - Made 133 starts: 130 at catcher, 2 at 1st base and 1 as the designated hitter

## 2018

- Ranked 1st in at-bats (477), runs (74), hits (132), doubles (30), AVG (.277), SLG (.484) & XBH (54), T-1st in RBI (74), ranked 2nd in HR (21) & OBP (.340) and T-3rd in triples (3) among all NL players whose primary position was catcher
- Named to his first career NL All-Star team (0-0, R, 2 BB)
- Won the Silver Slugger Award for NL catchers
- Set career high in OPS (.825)

MOST fWAR AMONG NL POSITION PLAYERS (2017-19)		
1.	Christian Yelich	20.0
2.	Anthony Rendon	19.9
3.	Nolan Arenado	17.4
4.	Cody Bellinger	15.4
5.	<b>J.T. REALMUTO</b>	<b>15.0</b>

- Slashed .298/.360/.515 in 413 plate appearances vs RHP
- Began the season on the IL while recovering from a low back contusion sustained during spring training
- Had a rehab assignment with Jupiter (A), 4/14-16 before being activated on 4/17
- Posted an .894 OPS over his first 80 games of the season (4/17-7/31)
- Had 2 separate career-high 12-game hitting streaks: 4/20-5/4 (.340 AVG) and 6/18-7/5 (.340 AVG)
- Collected a career-high 5 hits, 7/8 at WSH
- Batted .296 (29-98) with RISP
- Started 111 games at catcher and 8 at 1st base
- Following the season, was part of the MLB Japan All-Star Series (.176, 2B, 2 HR, 4 RBI in 4 games)

- Made 116 starts at catcher
- Threw out 15 of 58 attempted base stealers (25.9%)

### 2014

- Named MIA's Minor League Player of the Year
- Shuttled between Jacksonville (AA) and MIA all season
- Ranked 8th in the Southern League in AVG (.299)
- Led the team in SB (18) and ranked 2nd in hits (112), doubles (25) and total bases
- Hit .346 in the SL playoffs as he helped lead the team to the league championship
- Made his ML debut in a start at catcher on 6/5 at TB (2-4, 3 RBI)
- Collected his first career double and triple in the same game, 9/26 at WSH (3-5, 2B, 3B, 4 RBI)

### 2017

- Recipient of the "Mr. Marlin" Award as voted by the South Florida chapter of the BBWAA
- Among all ML catchers, ranked 1st in runs (68), T-1st in triples (5), 2nd in hits (148) and 3rd in games
- Ranked 3rd in catcher pickoffs (5) and 5th in catcher caught stealing (21) in MLB
- Hit his second career inside-the-park HR, 8/24 at PHI (Jesen Therrien)
- Slugged his first career walk-off HR, 9/19 vs NYM (Paul Sewald)

### 2016

- Led the NL (2nd in MLB) in road AVG (.352); was 3rd-highest mark in MIA history
- His .303 AVG ranked 12th in the NL
- Batted .301 as a catcher, which ranked 4th in MLB behind Wilson Ramos (.309), Yadier Molina (.308) and Jonathan Lucroy (.306); set new MIA record, surpassing .300 mark by Ivan Rodriguez in 2003
- Made 124 starts at catcher
- Threw out 22 of 73 attempted base stealers (30.1%)
- Had three 4-hit games: 4/24 at SF, 6/18 vs COL and 7/4 at NYM
- On 5/3 vs ARI, was the first catcher in MIA history to start in the leadoff spot
- Hit leadoff 23 times overall, batting .330 (32-97), 7 2B, HR, .365 OBP
- Had a hit in 7 straight at-bats, 7/3-4
- Reached base safely in 17 straight games, 7/25-8/17 (.380 OBP)

### 2015

- Named MIA Rookie of the Year by the South Florida chapter of the BBWAA
- Selected to Topps MLB All-Star Rookie Team
- Recalled from New Orleans (AAA) on 4/13
- Led all ML catchers in triples (7) and SB (8), and ranked 6th in hits (114)
- Was 9th among ML rookies (6th in NL) in hits
- His 7 triples as a catcher were the most by a backstop since KC's Darrell Porter had eight in 1979
- Had his first career multi-HR game on 9/8 vs MIL, with his second HR being an inside-the-park HR; was the first catcher with an inside-the-park HR as part of a multi-HR game since Gary Carter did so on 5/31/80 vs STL
- Set MIA record with 5 RBI in an inning (6th) on 8/12 vs BOS, and tied MIA record for most RBI in a game by a catcher (6; also: Charles Johnson - 6/23/95 at CIN)

### 2013

- Played for Jacksonville
- Selected as a SL midseason All-Star
- Slugged a grand slam, 7/14 vs Mobile
- Collected a season-best 4 RBI twice: 7/14 vs Mobile and 8/18 at Chattanooga

### 2012

- Spent the season with Jupiter
- Selected as a Florida State League midseason All-Star
- Following the season, played for Phoenix in the Arizona Fall League and posted a .349 OBP over 14 games

### 2011

- Spent his 2nd pro season with Greensboro (A)
- Slashed .299/.351/.519 with 12 HR and 36 RBI in 56 games following the All-Star break
- Went 4-for-5, 2 HR, 6 RBI on 8/23 vs West Virginia

### 2010

- Began his pro career with the Gulf Coast League Marlins (R)



### PERSONAL

Jacob Tyler Realmuto (pronounced reel-MOO-toh)... Married Alexis Taylor (11/4/17); has two daughters, Gracie (7/10/18) and Willa Mae (7/11/19)... 2010 graduate of Carl Albert High School (OK), where he played baseball, basketball and football and won two state championships in both baseball and football... **Hobbies:** Racquetball, hunting, fishing and ping-pong... **Signed by:** Steve Taylor.

## J.T. REALMUTO'S CAREER STATISTICS

YEAR	CLUB	AVG	G	AB	R	H	2B	3B	HR	RBI	SH	SF	HP	BB	SO	SB	CS	OBP	SLG	OPS	E
2010	GCL Marlins	.175	12	40	2	7	0	0	0	4	0	0	0	7	11	0	1	.298	.175	.473	0
2011	Greensboro	.287	96	348	46	100	16	3	12	49	1	0	6	26	78	13	6	.347	.454	.801	14
2012	Jupiter	.256	123	446	63	114	16	0	8	46	3	6	7	37	64	13	5	.319	.345	.664	15
2013	Jacksonville	.239	106	368	41	88	21	3	5	39	0	7	5	36	68	9	1	.310	.353	.663	8
2014	Jacksonville	.299	97	375	66	112	25	6	8	62	0	4	3	41	59	18	5	.369	.461	.830	7
	MIAMI	.241	11	29	4	7	1	1	0	9	0	0	0	1	8	0	0	.267	.345	.612	1
2015	New Orleans	.385	3	13	3	5	0	0	0	0	0	0	0	1	1	0	0	.385	.385	.770	0
	MIAMI	.259	126	441	49	114	21	7	10	47	1	4	2	19	70	8	4	.290	.406	.696	6
2016	MIAMI	.303	137	509	60	154	31	0	11	48	0	3	5	28	100	12	4	.343	.428	.771	10
2017	MIAMI	.278	141	532	68	148	31	5	17	65	0	3	8	36	106	8	2	.332	.451	.783	6
2018	Jupiter - a	1.000	1	3	3	3	1	0	1	1	0	0	0	1	0	0	0	1.000	2.333	3.333	0
	MIAMI	.277	125	477	74	132	30	3	21	74	0	4	10	38	104	3	2	.340	.484	.825	7
2019	PHILLIES	.275	145	538	92	148	36	3	25	83	0	8	5	41	123	9	1	.328	.493	.820	9
<b>Minors Totals</b>		<b>.269</b>	<b>438</b>	<b>1593</b>	<b>224</b>	<b>429</b>	<b>79</b>	<b>12</b>	<b>34</b>	<b>201</b>	<b>4</b>	<b>17</b>	<b>21</b>	<b>148</b>	<b>281</b>	<b>54</b>	<b>18</b>	<b>.336</b>	<b>.398</b>	<b>.734</b>	<b>44</b>
<b>ML Totals</b>		<b>.278</b>	<b>685</b>	<b>2526</b>	<b>347</b>	<b>703</b>	<b>150</b>	<b>19</b>	<b>84</b>	<b>326</b>	<b>1</b>	<b>22</b>	<b>30</b>	<b>163</b>	<b>511</b>	<b>40</b>	<b>13</b>	<b>.327</b>	<b>.452</b>	<b>.779</b>	<b>39</b>

a - Rehab assignment

## REALMUTO'S ALL-STAR GAME STATISTICS

YEAR	CLUB, SITE	AVG	G	AB	R	H	2B	3B	HR	RBI	SH	SF	HP	BB	SO	SB	CS	OBP	SLG	OPS	E
2018	NL, WSH	---	1	0	1	0	0	0	0	0	0	0	0	2	0	0	0	1.000	---	---	0
2019	NL, CLE	.000	1	2	0	0	0	0	0	0	0	0	0	0	1	0	0	.000	.000	.000	0
<b>ASG Totals</b>		<b>.000</b>	<b>2</b>	<b>2</b>	<b>1</b>	<b>0</b>	<b>0</b>	<b>0</b>	<b>0</b>	<b>0</b>	<b>0</b>	<b>0</b>	<b>0</b>	<b>2</b>	<b>1</b>	<b>0</b>	<b>0</b>	<b>.500</b>	<b>.000</b>	<b>.500</b>	<b>0</b>

## REALMUTO'S CAREER TRANSACTIONS

- Selected by Florida Marlins in 3rd round of June 2010 draft
- On injured list with a low back contusion, March 26-April 16, 2018; included rehab assignment to Jupiter, April 14-16
- Traded to Philadelphia for Jorge Alfaro (c), Sixto Sánchez (rhp), Will Stewart (lhp) and international bonus pool money, February 7, 2019

## REALMUTO'S CAREER FIELDING

POSITION	PCT	G	PO	A	E	TC	DP	PB
Catcher	.992	627	4809	329	39	5177	47	44
First base	1.000	26	173	11	0	184	17	-

## REALMUTO'S GAME HIGHS

**HITS:** 5 – 7/8/18 at WSH... **RUNS:** 3 – 9 times, last: 8/11/19 at SF... **DOUBLES:** 2 – 14 times, last: 8/23/19 at MIA... **TRIPLES:** 1... **HOME RUNS:** 2 – 5 times, last: 9/4/18 vs PHI... **RBI:** 6 – 8/12/15 vs BOS... **WALKS:** 2 – 18 times, last: 8/24/19 at MIA... **STOLEN BASES:** 2 – 3 times, last: 8/9/19 at SF... **HITTING STREAK:** 12 games – 2 times, last: 6/18-7/5/18

## REALMUTO'S NOTABLE HOMERS

**GRAND SLAMS:** 4 – 8/12/15 vs BOS (Robbie Ross); 6/23/18 at COL (Bryan Shaw); 7/28/19 vs ATL (Kevin Gausman); 8/14/19 vs CHI (Alec Mills)... **INSIDE-THE-PARK HR:** 2 – 9/8/15 vs MIL (Taylor Jungmann); 8/24/17 at PHI (Jesen Therrien)... **LEADOFF HR:** None... **PINCH HR:** 1 – 5/19/19 vs COL (Bryan Shaw)... **WALK-OFF HR:** 1 – 9/19/17 vs NYM (Paul Sewald)



# DAVID ROBERTSON

RHP

30

@DRob30

**B-T:** R-R

**HT:** 5-11; **WT:** 195

**OPENING DAY AGE:** 34

**BORN:** April 9, 1985, Birmingham, AL

**RESIDES:** St. Petersburg, FL

**ML SERVICE:** 11 years, 70 days

**HOW OBTAINED:** Signed by Phillies as a free agent, 1/3/19

**CONTRACT STATUS:** Signed a two-year contract on 1/3/19, taking him through 2020 with a club option for 2021

2020 PHILLIES

## 2019

- Pitched in seven games before being placed on the 10-day IL with right elbow soreness on 4/15
- Transferred to the 60-day IL on 5/25 and missed the rest of the season after undergoing surgery to repair the ulnar collateral ligament in his right elbow in August

## 2018

- Among all ML relievers, finished T-3rd in wins (8); joined Chad Green (2018) as only NYY relievers with 8 wins since 2009
- Became the 13th pitcher in ML history to make at least 60 appearances in 9 consecutive seasons
- Became the only pitcher in ML history to record at least 10.00 SO/9.0 IP in each of his first 11 seasons (2008-18)
- Made his 600th ML appearance, 5/1 at HOU
- Collected his 600th strikeout with NYY, 5/21 at TEX (Joey Gallo)
- Posted a 0.69 ERA (1 ER, 13.0 IP) with 14 SO over 13 relief appearances from 5/25-6/24
- Had at least one strikeout in 15 consecutive games from 8/5-9/16, tied for 2nd-longest such streak in his career (longest: 18 G, 6/11-7/31/11)
- Did not allow a hit or run in a career-long 9 straight appearances from 9/15/17-3/30/18
- Made his 500th career appearance with NYY on 9/26 at TB, becoming the third pitcher in franchise history to reach the plateau (Mariano Rivera-1,115; Dave Righetti-522)
- Retired 54 of 69 first batters faced (78.3%)

## 2017

- Among all ML relievers, finished 1st in wins (9) and 8th in SO (98) & OPP AVG (.148)
- Began season with CWS
- Converted 13 of his 14 save opportunities with CWS
- Was on the paternity list, 7/3-6, following the birth of his daughter, Violet
- Traded to NYY in a seven-player deal on 7/18
- 23 of his final 24 outings of the season were scoreless (8/1-end of season), and he posted a 0.62 ERA (2 ER, 29.0 IP) in that stretch
- Earned the save on 8/16 at NYM, his first with NYY since 9/26/14 at BOS
- His save on 8/16 tied Lindy McDaniel for 7th on the franchise all-time saves list
- Had an 18.0-inning scoreless streak, 8/25-9/30, retiring 28 of the 32 batters he faced
- Finished the year with an active 8-game streak allowing no hits or runs, the longest such streak in NYY franchise history (min. 1.0 IP per game)
- Tossed a regular season career-high 2.2 scoreless innings at TB on 9/11

## ROBERTSON PHAST PHACTS

- 2011 AL All-Star
- Member of 2009 World Series champions
- Won 2017 World Baseball Classic with Team USA

- Went 2-0 with a 4.15 ERA (6 ER, 13.0 IP) and 16 SO in 8 postseason relief appearances
- Tossed a career-high 3.1 scoreless innings to earn the win in the AL Wild Card Game vs MIN
- Was the first NYY reliever with at least 5 SO over at least 3.1 scoreless innings in a playoff game since Mariano Rivera in 1995 ALDS Game 2 vs. Seattle (3.1 IP, 2 H, 5 SO)
- Prior to the season, pitched for the gold medal-winning Team USA in the World Baseball Classic

## 2016

- Among all AL relievers, finished T-4th in saves (37)
- Joined Bobby Thigpen (1988-91), Roberto Hernandez (1995-96), Bobby Jenks (2006-08) and Keith Foulke (2000-01) as the only pitchers in White Sox history to record 30 saves in consecutive seasons
- Went 4-0 with a 2.10 ERA (7 ER, 30.0 IP) in 30 games at home and was 1-3 with a 4.73 ERA (17, 32.1 IP) in 32 road appearances
- Was on the bereavement list from 4/28-30
- Earned his 100th career save on 6/24 vs TOR
- Earned 2 wins on 7/24 vs DET – the resumption of a suspended game from 7/23 and the regularly scheduled game – to become the first CWS pitcher to accomplish the feat since Tom Seaver on 5/9/84 vs MIL
- Reached the 30-saves plateau for the third consecutive season on 8/17 at CLE
- Posted a 1.64 ERA (4 ER, 22.0 IP) over his final 23 appearances of the season
- Underwent arthroscopic surgery on 10/27 to clean up the meniscus in his left knee

## 2015

- Among all AL relievers, finished 2nd in SO/BB (6.62), 4th in SO/9.0 IP (12.22), T-4th in wins (6), 6th in SO (86) and T-6th in saves (34)
- Made his CWS debut on 4/9 at KC, his first ML appearance with a team other than NYY
- On 4/26 vs KC, became the first CWS pitcher to earn a win and save in the same day since Bob Howry on 8/21/99
- Was 2-1 with a 2.39 ERA (7 ER, 26.1 IP) and 39 SO in 26 appearances vs the AL Central, converting all 15 save opportunities
- Retired a CWS season-high 26 straight batters from 8/16-9/8

- Posted a 10.13 ERA (9 ER, 8.0 IP) over his final eight appearances, raising his season ERA from 2.44 to 3.41

## 2014

- Among all ML relievers, finished 8th in SO (96) and SO/9.0 IP (13.43)
- Saved at least one game for a franchise-record 16 different winning pitchers
- Averaged 13.43 SO/9.0 IP (96 SO, 64.1 IP), the 7th-best such mark in the majors among all pitchers with at least 60.0 IP
- Was placed on the 15-day IL from 4/8 (retro to 4/7)-4/21 with a left groin strain
- Did not allow a home run in 27 straight appearances from 6/3-8/17
- Converted 22 straight save opportunities from 6/5-8/23, marking the 3rd-longest such streak in the majors during the season behind Craig Kimbrel (26) and Huston Street (23)
- Averaged 14.22 SO/9.0 IP (89 SO, 56.1 IP) over his final 55 games

## 2013

- Finished 10th in ERA (2.04) among all AL relievers
- Tied his career high with 70 appearances (other: 2011)
- Was a finalist in the All-Star Final Vote for the final roster spot on the AL All-Star team
- Had a 20.1-inning scoreless streak, 6/19-8/9
- Allowed only 1 ER in 29.1 IP from 6/19-8/30
- Had retired 25 straight hitters with the bases loaded before allowing a two-run single to Josh Phegley on 9/4 vs CWS
- Surrendered one home run to the 151 RHH he faced

## 2012

- Ranked 4th in SO/9.0 IP (12.02) and 8th in SO (81) among all AL relievers
- Did not allow a run in his first 13.0 IP (13 appearances), culminating a career-long 26.1-inning scoreless streak dating to 2011, the longest by a NYY pitcher since Mariano Rivera's 30.2 straight scoreless innings, 7/22-10/2/99
- Struck out eight consecutive batters from 4/29-5/4
- His home run allowed on 5/9 vs TB was just his second allowed in a 99-game span since 8/31/10 and snapped a streak of 231 at-bats at Yankee Stadium without allowing one
- Was on the IL, 5/15 (retro to 5/14)-6/13 with a left oblique strain; included a rehab assignment to Scranton/Wilkes-Barre (AAA)
- Struck out his 300th career batter on 6/24 at NYM, reaching the mark in fewer innings (219.2) than all but two pitchers in ML history at the time – Billy Wagner (194.1) and Brad Lidge (210.2)
- Was 1-0 with a 1.42 ERA (1 ER, 6.1 IP) in 6 postseason relief appearances
- Earned the win in Game 3 of the ALDS vs BAL (0 R, 2.0 IP)

## 2011

- Among all AL relievers, finished 1st in SO (100, 3rd in MLB) & ERA (1.08, 2nd in MLB), 4th in SO/9.0 IP (13.50) and 8th in OPP AVG (.170)
- Joined Billy Wagner (1997, 2010) and Joel Hanrahan (2010) as the only pitchers all-time with 100 or more SO in fewer than 70.0 IP
- Became the first NYY pitcher to ever lead all AL relievers in SO and had the most SO by a NYY reliever since 1996 (Mariano Rivera, 136)

## LOWEST ERA, ML RELIEF PITCHERS (2009-19; min. 600.0 IP)

1.	Kenley Jansen	2.35
2.	<b>DAVID ROBERTSON</b>	<b>2.79</b>
3.	Brad Ziegler	2.90
4.	Tyler Clippard	2.96
5.	Luke Gregerson	3.15

- Named to the AL All-Star team, his first career selection
- Allowed only 1 ER (solo HR on 8/29) in 36 road appearances (0.25 ERA, 36.0 IP)
- Established a ML record by holding opponents scoreless in his first 28 road outings
- Held opponents homerless over a franchise-record 71 straight appearances (68.0 IP) from 8/31/10-8/28/11 (gm 2), surpassing Rivera's 61-game stretch from 8/19/05-7/17/06
- Had a 12.1-inning scoreless streak, 7/26-8/28, and a 13.1-inning scoreless streak, 9/1-27
- Held opponents scoreless over 26 of his final 27 outings, allowing just 11 hits and 1 ER in that span
- Did not allow a run in 13 games in September, striking out 19 batters over his final 13.1 IP
- Opponents hit .053 (1-for-19) with 14 SO with the bases loaded; per Elias, his 14 SO with the bases loaded matched the most by any pitcher in a single season in ML history, joining Nolan Ryan (1977) and Mark Littell (1978)
- Appeared in 2 ALDS games vs DET, tossing 2.0 scoreless IP

## 2010

- Ranked 7th in SO/9.0 IP (10.42) among all AL relievers
- After allowing 1 ER in his first 10 appearances, posted a 2.50 ERA (15 ER, 54.0 IP) from 5/8-end of the season
- Had an 18.1-inning scoreless streak, 7/4-8/21, during which he held opponents hitless in 23 straight at-bats at one point
- Recorded multiple strikeouts in 21 of his 64 appearances
- Appeared in 6 postseason games for NYY

## 2009

- Began season with Scranton/Wilkes-Barre
- Was recalled by NYY on 4/16 and had two stints before being recalled for the remainder of the season on 5/26
- His 12.98 SO/9.0 IP (63 SO, 43.1 IP) was the 2nd-best ratio among pitchers with at least 40.0 IP, trailing Jonathan Broxton's 13.50 mark
- Did not pitch from 9/6-28 due to elbow stiffness
- In his first postseason, did not allow a run in five appearances (5.1 IP), including 2.1 scoreless IP against the Phillies in the WS

## 2008

- Began season with Trenton (AA) and was promoted to Scranton/Wilkes-Barre on 5/2
- Was 4-0 with a 1.67 ERA (10 ER, 53.2 IP) between the two levels
- Named the International League's "Best Reliever" in *Baseball America's* Best Tools survey
- Also made 3 postseason appearances for Scranton/Wilkes-Barre
- Had his contract selected by NYY on 6/28
- Made his ML debut on 6/29 at NYM, striking out the first batter he faced
- Pitched a scoreless 12th inning and recorded his first ML victory on 7/19 vs OAK
- Allowed his first professional home run on 7/28 vs BAL to Adam Jones, the first he allowed in 148.1 professional IP

**2007**

- Began pro career with Charleston (A)
- Named a South Atlantic League midseason All-Star
- 20 of his 24 appearances with Charleston were scoreless
- Promoted to Tampa (A) on 6/30
- Pitched at least 2.0 innings in 15 of his 18 appearances
- Promoted to Trenton on 8/30 for the remainder of the season
- Appeared in two postseason games for Trenton

**PERSONAL**

David Alan Robertson... Married Erin Cronin (1/30/09); has one son, Luke (8/27/12), and one daughter, Violet (7/3/17)... 2004 graduate of Paul W. Bryant High School (AL)... Attended University of Alabama... His older brother, Connor, was drafted by OAK in 2004 and pitched in nine ML games in 2007-08... Following the 2011 tornadoes that ravaged his hometown in Alabama, he and Erin established the David

and Erin Robertson Foundation to raise funds to donate to the relief efforts... The organization, eventually called High Socks for Hope, has also helped homeless veterans as well as individuals and families who have lost their homes due to natural disasters, in Alabama, Illinois, Louisiana, New Jersey, New York, Oklahoma and Texas... The foundation has also provided housing for people with Alzheimer's and types of dementia... Robertson has also donated \$100 for every strikeout he has recorded since 2011 to the foundation, and \$200 for every save... Was named a recipient of the Thurman Munson Award in February 2018... Rang the Opening Bell at the New York Stock Exchange on 8/22/14... Was honored as the 2011 Joan Payson Award for Community Service recipient, presented by the New York Chapter of the BBWAA... Received the 2011 Golden Hammer Award from Habitat for Humanity of Tuscaloosa for his charitable efforts in the city... **Hobbies:** Hunting, fishing and watching Alabama football.

**DAVID ROBERTSON'S CAREER STATISTICS**

YEAR	CLUB	W-L	ERA	G	GS	CG	SHO	SV	IP	H	R	ER	HR	HB	BB	SO	WP	BK	AVG
2007	Charleston	5-2	0.77	24	0	0	0	3	47.0	25	5	4	0	0	15	67	5	0	.151
	Tampa	3-1	1.08	18	0	0	0	1	33.1	18	6	4	0	0	15	37	2	0	.159
	Trenton	0-0	2.25	2	0	0	0	0	4.0	2	1	1	0	0	2	9	1	0	.143
2008	Trenton	0-0	0.96	9	0	0	0	2	18.2	8	2	2	0	1	6	26	1	0	.133
	Scranton/WB	4-0	2.06	21	0	0	0	1	35.0	20	11	8	1	1	17	51	1	0	.159
	NEW YORK (AL)	4-0	5.34	25	0	0	0	0	30.1	29	18	18	3	0	15	36	6	0	.257
2009	Scranton/WB	0-3	1.84	8	0	0	0	2	14.2	10	7	3	0	0	6	25	0	0	.196
	NEW YORK (AL)	2-1	3.30	45	0	0	0	1	43.2	36	19	16	4	1	23	63	6	0	.216
	NEW YORK (AL)	4-5	3.82	64	0	0	0	1	61.1	59	26	26	5	3	33	71	7	2	.258
2010	NEW YORK (AL)	4-0	1.08	70	0	0	0	1	66.2	40	9	8	1	1	35	100	6	1	.170
2012	NEW YORK (AL)	2-7	2.67	65	0	0	0	2	60.2	52	19	18	5	1	19	81	1	1	.229
	Scranton/WB - a	0-0	0.00	2	1	0	0	0	2.0	0	0	0	0	0	2	0	0	.000	
2013	NEW YORK (AL)	5-1	2.04	70	0	0	0	3	66.1	51	15	15	5	2	18	77	1	0	.213
2014	NEW YORK (AL)	4-5	3.08	63	0	0	0	39	64.1	45	23	22	7	1	23	96	0	0	.192
2015	CHICAGO (AL)	6-5	3.41	60	0	0	0	34	63.1	46	27	24	7	1	13	86	4	0	.196
2016	CHICAGO (AL)	5-3	3.47	62	0	0	0	37	62.1	53	24	24	6	1	32	75	1	0	.231
2017	CHICAGO (AL)	4-2	2.70	31	0	0	0	13	33.1	21	10	10	4	2	11	47	3	0	.176
	NEW YORK (AL)	5-0	1.03	30	0	0	0	1	35.0	14	4	4	2	1	12	51	4	0	.119
	CWS/NYY	9-2	1.84	61	0	0	0	14	68.1	35	14	14	6	3	23	98	7	0	.148
2018	NEW YORK (AL)	8-3	3.23	69	0	0	0	5	69.2	46	30	25	7	0	26	91	1	0	.183
2019	PHILLIES	0-1	5.40	7	0	0	0	0	6.2	8	4	4	1	0	6	6	0	0	.296
<b>Minors Totals</b>		<b>12-6</b>	<b>1.28</b>	<b>84</b>	<b>1</b>	<b>0</b>	<b>0</b>	<b>9</b>	<b>154.2</b>	<b>83</b>	<b>32</b>	<b>22</b>	<b>1</b>	<b>2</b>	<b>61</b>	<b>217</b>	<b>10</b>	<b>0</b>	<b>.155</b>
<b>AL</b>	<b>Totals</b>	<b>53-32</b>	<b>2.88</b>	<b>654</b>	<b>0</b>	<b>0</b>	<b>0</b>	<b>137</b>	<b>657.0</b>	<b>492</b>	<b>224</b>	<b>210</b>	<b>56</b>	<b>14</b>	<b>260</b>	<b>874</b>	<b>40</b>	<b>4</b>	<b>.205</b>
<b>NL</b>	<b>Totals</b>	<b>0-1</b>	<b>5.40</b>	<b>7</b>	<b>0</b>	<b>0</b>	<b>0</b>	<b>0</b>	<b>6.2</b>	<b>8</b>	<b>4</b>	<b>4</b>	<b>1</b>	<b>0</b>	<b>6</b>	<b>6</b>	<b>0</b>	<b>0</b>	<b>.296</b>
<b>ML</b>	<b>Totals</b>	<b>53-33</b>	<b>2.90</b>	<b>661</b>	<b>0</b>	<b>0</b>	<b>0</b>	<b>137</b>	<b>663.2</b>	<b>500</b>	<b>228</b>	<b>214</b>	<b>57</b>	<b>14</b>	<b>266</b>	<b>880</b>	<b>40</b>	<b>4</b>	<b>.206</b>

a - Rehab assignment

**ROBERTSON'S WILD CARD GAME STATISTICS**

YEAR	CLUB, OPP	W-L	ERA	G	GS	CG	SHO	SV	IP	H	R	ER	HR	HB	BB	SO	WP	BK	AVG
2017	NYY, MIN	1-0	0.00	1	0	0	0	0	3.1	3	0	0	0	0	1	5	1	0	.250
2018	NYY, OAK	0-0	0.00	1	0	0	0	0	1.0	0	0	0	0	0	0	1	0	0	.000
<b>WC</b>	<b>Totals</b>	<b>1-0</b>	<b>0.00</b>	<b>2</b>	<b>0</b>	<b>0</b>	<b>0</b>	<b>0</b>	<b>4.1</b>	<b>3</b>	<b>0</b>	<b>0</b>	<b>0</b>	<b>0</b>	<b>1</b>	<b>6</b>	<b>1</b>	<b>0</b>	<b>.200</b>

**ROBERTSON'S DIVISION SERIES STATISTICS**

YEAR	CLUB, OPP	W-L	ERA	G	GS	CG	SHO	SV	IP	H	R	ER	HR	HB	BB	SO	WP	BK	AVG
2009	NYY, MIN	1-0	0.00	1	0	0	0	0	1.0	1	0	0	0	0	0	0	0	0	.250
2010	NYY, MIN	0-0	0.00	2	0	0	0	0	0.2	0	0	0	0	0	1	1	0	0	.000
2011	NYY, DET	0-0	0.00	2	0	0	0	0	2.0	0	0	0	0	1	0	2	0	0	.000
2012	NYY, BAL	1-0	0.00	4	0	0	0	0	4.1	1	0	0	0	0	5	0	0	0	.071
2017	NYY, CLE	1-0	1.93	3	0	0	0	0	4.2	1	1	1	1	0	2	5	0	0	.071
2018	NYY, BOS	0-0	0.00	2	0	0	0	0	2.2	0	0	0	0	0	1	6	0	0	.000
<b>DS</b>	<b>Totals</b>	<b>3-0</b>	<b>0.59</b>	<b>14</b>	<b>0</b>	<b>0</b>	<b>0</b>	<b>0</b>	<b>15.1</b>	<b>3</b>	<b>1</b>	<b>1</b>	<b>1</b>	<b>1</b>	<b>4</b>	<b>19</b>	<b>0</b>	<b>0</b>	<b>.063</b>

## ROBERTSON'S LEAGUE CHAMPIONSHIP SERIES STATISTICS

YEAR	CLUB, OPP	W-L	ERA	G	GS	CG	SHO	SV	IP	H	R	ER	HR	HB	BB	SO	WP	BK	AVG
2009	NY Yankees, LAA	1-0	0.00	2	0	0	0	0	2.0	1	0	0	0	0	2	1	0	0	.143
2010	NY Yankees, TEX	0-0	20.25	4	0	0	0	0	2.2	8	6	6	1	0	1	4	1	0	.500
2012	NY Yankees, DET	0-0	4.50	2	0	0	0	0	2.0	2	1	1	1	0	0	2	0	0	.250
2017	NY Yankees, HOU	0-0	9.00	4	0	0	0	0	5.0	7	5	5	1	0	1	6	0	0	.333
<b>LCS</b>	<b>Totals</b>	<b>1-0</b>	<b>9.26</b>	<b>12</b>	<b>0</b>	<b>0</b>	<b>0</b>	<b>0</b>	<b>11.2</b>	<b>18</b>	<b>12</b>	<b>12</b>	<b>3</b>	<b>0</b>	<b>4</b>	<b>13</b>	<b>1</b>	<b>0</b>	<b>.343</b>

## ROBERTSON'S WORLD SERIES STATISTICS

YEAR	CLUB, OPP	W-L	ERA	G	GS	CG	SHO	SV	IP	H	R	ER	HR	HP	BB	SO	WP	BK	AVG
2009	NY Yankees, PHI	0-0	0.00	2	0	0	0	0	2.1	2	0	0	0	0	1	2	0	0	.222

## ROBERTSON'S ALL-STAR GAME STATISTICS

YEAR	CLUB, SITE	W-L	ERA	G	GS	CG	SHO	SV	IP	H	R	ER	HR	HP	BB	SO	WP	BK	AVG
2011	AL, ARI	0-0	0.00	1	0	0	0	0	1.0	1	0	0	0	0	0	1	0	0	.333

## ROBERTSON'S WORLD BASEBALL CLASSIC STATISTICS

YEAR	CLUB	W-L	ERA	G	GS	CG	SHO	SV	IP	H	R	ER	HR	HP	BB	SO	WP	BK	AVG
2017	USA	0-0	2.45	4	0	0	0	0	3.2	4	1	1	1	0	0	2	0	0	.267

## ROBERTSON'S CAREER TRANSACTIONS

- Selected by New York Yankees in 17th round of June 2006 draft
- On injured list with a left oblique strain, May 14-June 13, 2012; included rehab assignment to Scranton/Wilkes-Barre, June 10-12
- On injured list with a left groin strain, April 7-21, 2014
- Signed by Chicago White Sox as a free agent, December 10, 2014
- Traded to New York Yankees with Todd Frazier (inf) and Tommy Kahnle (rhp) for Tyler Clippard (rhp), Ian Clarkin (lhp), Blake Rutherford (of) and Tito Polo (of), July 18, 2017
- Signed by Philadelphia as a free agent, January 3, 2019
- On injured list with a right ulnar collateral ligament injury, April 15, 2019 through the remainder of the season


## ROBERTSON'S CAREER FIELDING

POSITION	PCT	G	PO	A	E	TC	DP
Pitcher	.962	661	38	38	3	79	1

## ROBERTSON'S GAME HIGHS

**STRIKEOUTS:** 4 – 9 times, last: 4/7/18 vs BAL... **WALKS:** 3 – 8 times, last: 4/3/19 at WSH... **LONGEST OUTING:** 2.2 inn. – 9/11/17 at TB... **WINNING STREAK:** 6 games – 7/2-9/18/17... **LOSING STREAK:** 4 games – 2 times, last: 9/17/15-7/18/16... **SCORELESS STREAK:** 26.1 inn. – 9/1/11-5/8/12





# JOJO ROMERO

LHP

79

[@jojothejet6](https://twitter.com/jojothejet6)

**B-T:** L-L

**HT:** 5-11; **WT:** 200

**OPENING DAY AGE:** 23

**BORN:** September 9, 1996, Camarillo, CA

**RESIDES:** Las Vegas, NV

**HOW OBTAINED:** Selected by Phillies in 4th round of June 2016 draft

2020 PHILLIES

## 2019

- Attended Phillies spring training as a non-roster invitee
- Split season between Reading (AA) and Lehigh Valley (AAA)
- From his final stint with Lehigh Valley (7/26-end of season), posted a 3.86 ERA (11 ER, 25.2 IP)
- Named Phillies Minor League Pitcher of the Week, 7/22-28
- Following the season, pitched for Scottsdale in the Arizona Fall League
- Allowed only 1 ER over 10.2 IP (0.84 ERA) in 8 fall appearances

## 2018

- Spent season with Reading
- Logged a quality start in 9 of his final 11 outings, posting a 2.44 ERA (19 ER, 70.0 IP) from 5/20-7/14
- Was on the IL from 7/18-end of season (right oblique muscle strain)
- Held LHH to a .213 AVG (26-122) and .295 SLG
- Limited opponents to a .150 AVG (6-40) with RISP and 2 outs
- Following the season, named the 6th-best prospect in the Phillies organization by *Baseball America*

## 2017

- Began season with Lakewood (A)
- Selected as a South Atlantic League midseason All-Star
- Named SAL Pitcher of the Week, 5/8-14, and Phillies Minor League Pitcher of the Week 3 times (5/29-6/4, 6/12-18 and 8/28-9/4)

- Selected as Phillies Minor League Pitcher of the Month for June after going 2-0 with a 1.71 ERA (5 ER, 26.1 IP), 26 SO and 1 BB in 4 starts
- Led all Phillies full-season minor leaguers with a 2.16 ERA (min. 100.0 IP)
- Surrendered just 1 hit over 8.0 scoreless innings, 5/10 vs Greenville
- Held LHH to a .161 AVG (15-93)
- Promoted to Clearwater (A) on 6/30 for the remainder of the season
- With Clearwater, held LHH to a .215 AVG (14-65)
- Walked 2 or fewer batters in 9 of his 10 starts with Clearwater
- Registered a season-high 10 SO in 2 starts: with Lakewood on 6/16 vs Hickory and with Clearwater on 7/2 vs Tampa
- Following the season, was named the 6th-best prospect in the Phillies minor league system by *Baseball America*

## 2016

- Began pro career with Williamsport (A)
- Tied for New York-Penn League lead in shutouts (1) and T-2nd in CG (1)
- Had a 17.0-inning scoreless streak, 7/24-8/12
- Did not allow a run in 4 of his first 6 starts
- Participated in Florida Instructional League

## PERSONAL

Joseph Abel Romero... 2014 graduate of Oxnard High School (CA)... 2016 graduate of Yavapai College (AZ)... **Hobbies:** Cooking, hiking, playing video games, paintballing, playing basketball, soccer and football, playing darts and bowling... **Signed by:** Brad Holland.

## JOJO ROMERO'S CAREER STATISTICS

YEAR	CLUB	W-L	ERA	G	GS	CG	SHO	SV	IP	H	R	ER	HR	HB	BB	SO	WP	BK	AVG
2016	Williamsport	2-2	2.56	10	10	1	#1	0	45.2	44	15	13	2	3	11	31	4	0	.256
2017	Lakewood	5-1	2.11	13	13	1	0	0	76.2	61	25	18	2	1	21	79	5	0	.223
	Clearwater	5-2	2.24	10	10	0	0	0	52.1	43	17	13	2	2	15	49	3	0	.223
2018	Reading	7-6	3.80	18	18	0	0	0	106.2	97	49	45	13	5	41	100	8	0	.241
2019	Lehigh Valley	3-5	6.88	13	13	0	0	0	53.2	68	47	41	8	4	35	40	1	0	.312
	Reading	4-4	4.84	11	11	0	0	0	57.2	58	33	31	4	1	12	52	3	1	.261
<b>Minors Totals</b>		<b>26-20</b>	<b>3.69</b>	<b>75</b>	<b>75</b>	<b>2</b>	<b>1</b>	<b>0</b>	<b>392.2</b>	<b>371</b>	<b>186</b>	<b>161</b>	<b>31</b>	<b>16</b>	<b>135</b>	<b>351</b>	<b>24</b>	<b>1</b>	<b>.250</b>

# Tied for league lead

## ROMERO'S CAREER TRANSACTIONS

- Selected by Philadelphia in 4th round of June 2016 draft



# RAMÓN ROSSO

RHP

84

## NON-ROSTER INVITEE

**B-T:** R-R

**HT:** 6-4; **WT:** 240

**OPENING DAY AGE:** 23

**BORN:** June 9, 1996, Santo Domingo Centro, DR

**RESIDES:** Santo Domingo Oeste, DR

**HOW OBTAINED:** Signed by Phillies as a minor league free agent, 2/14/17

### 2019

- Began season with Reading (AA)
- Named Phillies Minor League Pitcher of the Month for April, posting a 0.89 ERA (2 ER, 20.1 IP) with 26 strikeouts
- Was promoted to Lehigh Valley (AAA) on 6/13
- Posted a 3.25 ERA (13 ER, 36.0 IP) in his seven home starts with Lehigh Valley

### 2018

- Began season with Lakewood (A)
- Named a South Atlantic League midseason All-Star
- Posted the 9th-lowest ERA (2.04) among all qualifying pitchers in Minor League Baseball
- Among all Phillies minor league pitchers, finished 2nd in ERA, T-2nd in wins (11) and 3rd in strikeouts (139)
- Twice selected as Phillies Minor League Pitcher of the Week: 4/5-15 and 5/14-20
- Had two double-digit strikeout starts: 4/11 at West Virginia (12 SO) and 5/14 (gm 2) vs West Virginia (11 SO)
- Entered the All-Star break with a 1.46 ERA (10 ER, 61.2 IP) in 11 starts
- Promoted to Clearwater (A) on 6/28 for the remainder of the season
- Combined across both levels to average 10.14 SO/9.0 IP (139 SO, 123.1 IP) and allowed just 0.29 HR/9.0 IP (4 HR)

### 2017

- Began professional career with Dominican Summer League Phillies White (R)
- Among all Phillies short-season minor league pitchers, ranked 1st in strikeouts (105) and T-1st in wins (7) & starts (14)
- Was T-5th in the DSL in strikeouts
- Struck out a season-high 13 over 7.0 scoreless innings, 7/22 at DSL Rojas
- Promoted to Gulf Coast League Phillies (R) on 7/27
- Promoted to Williamsport (A) on 8/9 for the remainder of the season
- Averaged 12.49 SO/9.0 IP (105 SO, 75.2 IP) across all three clubs
- Participated in Florida Instructional League

### PERSONAL

Ramón Antonio Rosso... **Hobbies:** Playing PS4 and going to the beach... **Signed by:** Doug Skiles.

## RAMÓN ROSSO'S CAREER STATISTICS

YEAR	CLUB	W-L	ERA	G	GS	CG	SHO	SV	IP	H	R	ER	HR	HB	BB	SO	WP	BK	AVG
2017	DSL Phillies-W	6-1	0.74	9	9	0	0	0	48.2	33	8	4	0	2	13	69	7	1	.190
	GCL Phillies	0-0	1.00	2	1	0	0	0	9.0	6	1	1	0	1	3	13	1	0	.188
	Williamsport	1-0	3.00	4	4	0	0	0	18.0	13	6	6	0	2	9	23	2	0	.206
2018	Lakewood	5-1	1.33	12	12	0	0	0	67.2	45	13	10	3	3	20	81	6	2	.191
	Clearwater	6-2	2.91	11	10	0	0	0	55.2	49	21	18	1	3	20	58	6	0	.238
2019	Reading	3-2	3.15	10	10	0	0	0	54.1	46	19	19	8	3	15	52	1	0	.235
	Lehigh Valley	2-4	5.50	14	14	0	0	0	68.2	67	43	42	13	12	31	64	1	1	.252
<b>Minors Totals</b>		<b>23-10</b>	<b>2.80</b>	<b>62</b>	<b>60</b>	<b>0</b>	<b>0</b>	<b>0</b>	<b>322.0</b>	<b>259</b>	<b>111</b>	<b>100</b>	<b>25</b>	<b>26</b>	<b>111</b>	<b>360</b>	<b>24</b>	<b>4</b>	<b>.221</b>

## ROSSO'S CAREER TRANSACTIONS

- Signed by Los Angeles Dodgers as an amateur free agent, July 2, 2015
- Signed by Philadelphia as a minor league free agent, February 14, 2017



# ADDISON RUSS

RHP

69

## NON-ROSTER INVITEE

**B-T:** R-R  
**HT:** 6-1; **WT:** 200  
**OPENING DAY AGE:** 25  
**BORN:** October 29, 1994, Amarillo, TX  
**RESIDES:** Amarillo, TX  
**HOW OBTAINED:** Selected by Phillies in 19th round of June 2017 draft

2020 PHILLIES

### 2019

- Spent season with Reading (AA)
- Named an Eastern League midseason All-Star
- Led the EL in appearances (55) and finished 3rd in saves (22)
- His 22 saves also led all Phillies minor leaguers
- Averaged 12.86 SO/9.0 IP (81 SO, 56.2 IP)
- Allowed only 2 ER in 22.1 IP (0.81 ERA) in May and June

- Combined across both levels, went 9-2 with a 1.68 ERA and 0.92 WHIP in 54 games
- Averaged 11.05 SO/9.0 IP (79 SO, 64.1 IP)
- Overall, limited LHH to a .187 AVG (23-123)

### 2018

- Began season with Lakewood (A)
- Named a South Atlantic League midseason All-Star
- Had the highest save percentage (96.4%) among all pitchers in MiLB with at least 25 saves
- Had the 4th-most saves (27) in Minor League Baseball
- Ranked 3rd in the Florida State League and T-3rd in the SAL in saves
- Promoted to Clearwater (A) on 6/21 for the remainder of the season

### 2017

- Began professional career with Williamsport (A)
- Promoted to Lakewood on 7/1 for remainder of season
- Averaged 11.37 SO/9.0 IP (36 SO, 28.1 IP) with Lakewood
- Posted a 2.12 ERA (4 ER, 17.0 IP) with 29 strikeouts in his last nine games of the season

### PERSONAL

Addison Russ... Married Kaitlyn Daniel (10/7/17)... 2013 graduate of Randall High School (TX)... 2017 graduate of Houston Baptist University... **Hobbies:** Being with family; traveling; playing with his dog, Jessie; watching his brother, Colby, play football at Eastern New Mexico University; hanging out with friends; and cooking... **Signed by:** Will Brunson.


## ADDISON RUSS' CAREER STATISTICS

YEAR	CLUB	W-L	ERA	G	GS	CG	SHO	SV	IP	H	R	ER	HR	HB	BB	SO	WP	BK	AVG
2017	Williamsport	0-0	8.10	2	0	0	0	0	3.1	5	3	3	0	0	1	4	1	0	.333
	Lakewood	1-2	3.49	15	0	0	0	1	28.1	26	17	11	2	0	8	36	4	1	.241
2018	Lakewood	5-2	1.67	25	0	0	13	32.1	19	8	6	3	1	4	37	2	0	.171	
	Clearwater	4-0	1.69	29	0	0	0	14	32.0	25	6	6	1	0	11	42	2	0	.205
2019	Reading	5-6	2.54	*55	0	0	0	22	56.2	47	28	16	5	2	20	81	4	0	.223
<b>Minors Totals</b>		<b>15-10</b>	<b>2.48</b>	<b>126</b>	<b>0</b>	<b>0</b>	<b>0</b>	<b>50</b>	<b>152.2</b>	<b>122</b>	<b>62</b>	<b>42</b>	<b>11</b>	<b>3</b>	<b>44</b>	<b>200</b>	<b>13</b>	<b>1</b>	<b>.215</b>

\* League leader

## RUSS' CAREER TRANSACTIONS

- Selected by Philadelphia in 19th round of June 2017 draft



# CRISTOPHER SÁNCHEZ

LHP

61

**B-T:** L-L

**HT:** 6-1; **WT:** 165

**OPENING DAY AGE:** 23

**BORN:** December 12, 1996, La Romana, DR

**RESIDES:** La Romana, DR

**HOW OBTAINED:** Acquired from Tampa Bay Rays for Curtis Mead, 11/20/19

## 2019

- Began season with Bowling Green (A)
- Did not allow a home run in his last 35.1 IP before being promoted to Charlotte (A) on 7/6
- From 7/20-8/20, did not allow an earned run in 21.2 innings over parts of eight appearances
- Was promoted to Durham (AAA) on 8/31
- Between the three levels, posted a 2.26 ERA (19 ER, 75.2 IP) with only three home runs allowed while holding opponents to a .212 AVG
- Following the season, pitched for Este in the Dominican Winter League

## 2018

- Began season with Princeton (R)
- Was promoted to Bowling Green on 8/23 for the remainder of the season

## 2017

- Spent entire season with Princeton
- Allowed his first professional home run in his first outing after allowing none in his first 104.0 professional innings (41 appearances)

## 2016

- Spent third full season with Dominican Summer League Rays (R)
- Struck out 10 batters in 4.0 innings, 6/16 vs DSL Marlins
- In his final start of the season on 8/23 vs DSL Marlins, tossed his first pro shutout (7.0 IP)
- Posted a 2.31 ERA (12 ER, 46.2 IP) in July and August

## 2015

- Spent second season with DSL Rays
- Did not allow an earned run in 12 of his 15 appearances
- Held opponents to just 2 extra-base hits (2B, 3B, .232 SLG)

## 2014

- Began pro career with DSL Rays

## PERSONAL

Cristopher Alexis Sánchez... **Hobby:** Fishing... **Signed by:** Daniel Santana.

## CRISTOPHER SÁNCHEZ'S CAREER STATISTICS

YEAR	CLUB	W-L	ERA	G	GS	CG	SHO	SV	IP	H	R	ER	HR	HB	BB	SO	WP	BK	AVG
2014	DSL Rays	1-3	7.77	13	0	0	0	0	22.0	36	26	19	0	4	16	13	3	0	.379
2015	DSL Rays	2-1	3.54	15	0	0	2	20.1	13	10	8	0	0	16	16	3	0	.188	
2016	DSL Rays	5-3	3.06	13	11	#1	#1	1	61.2	57	25	21	0	2	12	42	11	0	.238
2017	Princeton	1-6	10.01	13	7	0	0	0	38.2	61	48	43	8	6	16	30	4	0	.353
2018	Princeton	3-2	4.60	10	10	0	0	0	43.0	53	25	22	3	2	22	34	3	0	.309
	Hudson Valley	1-0	4.00	2	2	0	0	0	9.0	9	5	4	0	0	5	11	1	0	.273
2019	Bowling Green	3-1	2.01	11	4	0	0	2	40.1	28	11	9	3	3	11	37	4	0	.190
	Charlotte	1-0	1.85	12	6	0	0	0	34.0	28	9	7	0	3	13	36	3	1	.231
	Durham	0-0	20.25	1	0	0	0	0	1.1	2	3	3	0	0	2	0	0	0	.400
<b>Minors Totals</b>		<b>17-16</b>	<b>4.53</b>	<b>90</b>	<b>40</b>	<b>1</b>	<b>1</b>	<b>5</b>	<b>270.1</b>	<b>287</b>	<b>162</b>	<b>136</b>	<b>14</b>	<b>20</b>	<b>113</b>	<b>219</b>	<b>32</b>	<b>1</b>	<b>.272</b>

# Tied for league lead

## SÁNCHEZ'S CAREER TRANSACTIONS

- Signed by Tampa Bay Rays as an amateur free agent, July 15, 2013
- Traded to Philadelphia for Curtis Mead (inf), November 20, 2019



# JEAN SEGURA

INF

2

[@jeansegura02](https://twitter.com/jeansegura02)

**B-T:** R-R

**HT:** 5-10; **WT:** 220

**OPENING DAY AGE:** 30

**BORN:** March 17, 1990, San Juan, DR

**RESIDES:** San Juan, DR

**ML SERVICE:** 7 years, 65 days

**HOW OBTAINED:** Acquired from Seattle Mariners with Juan Nicasio and James Pazos for J.P. Crawford and Carlos Santana, 12/3/18

2020 PHILLIES

## 2019

- Among all NL players, finished T-1st in infield hits (25) and T-8th in doubles (37)
- Averaged 8.47 plate appearances per strikeout, which made him the 3rd-most difficult NL hitter to strike out
- Led the Phillies in 3-hit games (13)
- Made his seventh career Opening Day roster
- Reached base safely in each of his first 10 games of the season; was the longest on-base streak of his career to start a season
- Hit his first career HR as a Phillie in the 14th inning on 4/14 at MIA (Wei-Yin Chen); it was a 2-run, game-winning HR
- Was on the 10-day IL with a left hamstring strain from 4/20-26 (retro to 4/17)
- Collected his 15th multi-hit effort in his 32nd game of the season, 5/15 vs MIL; was the fastest Phillie to reach 15 multi-hit games to begin a season since 2008, when Chase Utley did so in his 27th game that year
- His 16-game hitting streak (.343 AVG) from 5/10-25 was the second-longest of his career (17-game hitting streak from 4/30-5/18/17); was the longest hitting streak by a Phillie during the season
- Logged his 16th career game with at least 4 hits on 6/24 vs NYM
- Slugged his first career walk-off HR, 6/27 vs NYM (Edwin Diaz); it was his third career walk-off hit
- Hit his 11th HR of the year in his 91st game on 7/26; had 10 HR over 144 games in 2018
- Played in his 1,000th career game, 8/4 vs CWS
- Had 2 games with a HR and SB: 6/10 vs ARI and 9/12 vs ATL
- His 37 doubles were his most since a career-high 41 doubles in 2016; was the first Phillies shortstop with 37 doubles in a season since 2009 (Jimmy Rollins, 43)
- Hit .336 (39-116), 10 2B, 3B, 5 HR, 12 RBI, BB, HBP in the 1st inning
- Batted .298 (36-121), 6 2B, 2 3B, 2 HR, 45 RBI with RISP
- Had 53 XBH in 144 games (618 PA) after collecting 42 XBH in 144 games (632 PA) in 2018
- Collected more than 40 XBH for the fourth straight season (since 2016)

## 2018

- Among all AL players, ranked 1st in 3-hit games (20, 1st in MLB), T-1st in infield hits (36, T-1st in MLB), 6th in hits (178) and 7th in AVG (.304)
- Won the AL Final Vote and made his 2nd career All-Star team (other: 2013, NL); went 2-for-2 with a 3-run, pinch-hit, go-ahead HR off MIL reliever Josh Hader
- Was one of just four players in the majors with a .300 or better AVG from 2016-18, joining Jose Altuve, Freddie Freeman and Mike Trout

## SEGURA PHAST PHACTS

- 2-time All-Star (2013, NL and 2018, AL)
- NL hits leader in 2016

- Became the 2nd SEA shortstop ever with at least 175 hits in a season, joining Alex Rodriguez, who had 4 such seasons (215 in 1996, 213 in 1998, 176 in 1997 and 175 in 2000)
- Had a career-high 4 stolen bases, 5/15 vs TEX
- Hit safely in 33 of 42 games from 5/9-6/29, batting .385 (67-174) with 23 multi-hit games
- Was on the paternity leave list, 8/17-20
- Ranked 9th in the majors in road AVG (.313, 51-163)

## 2017

- Ranked 3rd in infield hits (24) in the AL
- Became the third SEA shortstop (primary position) in club history to bat at least .300 in a season, joining Alex Rodriguez (1996-98 and 2000) and Felix Fermin (1994)
- Recorded at least 20 steals for the fifth consecutive season
- Was on IL, 4/11-24, with a left hamstring strain; included a rehab assignment to Arkansas (AA)
- Had a career-long 17-game hitting streak, 4/30-5/18, which was also the longest of the season by a SEA player, T-3rd in the AL and 5th in MLB
- In 28 games during May, batted .358 (43-120), 18 R, 7 2B, .417 OBP, ranking 2nd in the AL in hits and 5th in AVG in the month
- Was on the IL, 6/2-20, with a right ankle sprain; included a rehab assignment to Tacoma (AAA)
- His .349 (89-255) AVG at the All-Star break led all AL players with at least 270 PA
- Batted .336 (82-244) against AL West opponents, the best AVG among all players with 125 plate appearances against the division

## 2016

- Among all NL players, finished 1st in hits (203) & AB (637), T-4th in infield hits (27), 5th in AVG (.319), T-5th in 2B (41) & SB (33), 6th in total bases (318), T-7th in runs (102) and T-8th in 3B (7)
- Became one of just eight players in ML history with .300+ AVG, 100+ runs, 200+ hits, 40+ 2B, 20+ HR and 30+ SB
- Was the second player in ARI team history with 200+ hits in a single season (203), joining Luis Gonzalez (206 in 1999)

- Was the first ARI player with 30+ hits in 6 different months in a season and the first NL player to do so since Hanley Ramirez and Jimmy Rollins in 2007
- Among NL leadoff hitters, ranked 1st in hits (198), T-1st in 3B (7), 2nd in total bases (310), T-2nd in HR (20), 3rd in RBI (63) and 5th in AVG (.319)
- Recorded 4 multi-homer games, 1 shy of the ML record by a leadoff hitter (5 times; last: Blackmon, 2016)
- Set career highs in nearly every offensive category
- Posted a .985 fielding percentage and led all NL infielders with 428 assists
- His 8 leadoff home runs were T-2nd-most in MLB and one shy of the club record
- Named a finalist for a Players Choice Award as NL Comeback Player of the Year (also: Jose Fernandez and Rich Hill)
- Hit .333 (161-484) vs RHP, the 5th-best mark in the majors
- Batted .325 (107-329) at Chase Field, the 4th-highest home average in the NL
- Was the first ARI player to have 5 multi-hit games to start a season and fifth leadoff hitter in ML history to do so in team's first 5 games
- Became the 8th player all-time hit a leadoff homer and later hit an inside-the-park homer in the same game, 4/7 vs CHI
- Stole his 100th career base, 4/28 vs STL
- His 37 hits in April were T-2nd-most in club history
- Reached base safely in a career-high 20 straight games from 4/21-5/23
- Had an 11-game hitting streak from 4/30-6/29
- Recorded a career-high 4 walks, 6/25 vs COL
- Matched a career-high 3 SB on 8/19 at SD and also had 5 hits, becoming the 13th player in NL history with 3 SB and 5 hits in a game
- Hit leadoff home runs and had multiple homers in back-to-back games, 9/13-14
- Tallied 93 hits during the second half, the highest total in franchise history; his 110 hits during the first half were tied for 4th-most in club history

## 2015

- Led the team and ranked 7th in the NL in SB (25); was his third consecutive season of at least 20 steals
- Became just the sixth player in MIL history to produce at least 3 seasons of 20+ stolen bases, joining Tommy Harper, Paul Molitor, Mike Felder, Ryan Braun and Carlos Gomez
- Was on the 15-day injured list from May 13-28 with a fractured right pinky

## 2014

- Became the first shortstop in MIL franchise history to produce consecutive seasons of at least 20 stolen bases
- Tied Ryan Braun for the team lead in triples (6)
- From 5/22-6/8, hit leadoff in 17 straight games, batting .438 (7-16, BB) with 8 runs in the first inning of those starts
- Recorded the first multi-homer game of his career in the 13-10 win on 6/20 at COL
- Batted .319 (29-91) over his last 32 games, raising his AVG from .230 to .246
- Made 139 starts, all at SS

## 2013

- Among all NL players, finished 1st in infield hits (44), 2nd in SB (44), T-2nd in triples (10) and 8th in hits (173)
- Made his first career All-Star team, joining Robin Yount (1980, 1982-83), Jose Hernandez (2002) and J.J. Hardy (2007) as the only shortstops in MIL history to do so

- Led MIL in AVG (.294), hits and steals and his 44 infield hits were a franchise record
- Was named to his first career Opening Day roster
- Hit his first ML home run, 4/5 vs ARI (Wade Miley)
- Named NL Player of the Week, 5/6-5/12
- Tied the franchise record with 6 hits, all singles, on 5/28 vs MIN
- Made 143 starts, all at SS

## 2012

- Began season with Arkansas
- Named to the World Team for the All-Star Futures Game
- Selected as a Texas League All-Star
- Finished 4th in the TL in steals (33) and 9th in AVG (.294)
- Was recalled by LAA on 7/22
- Made his ML debut on 7/24 vs KC, starting at SS in his only game with the team
- Was traded to MIL with RHP Johnny Hellweg and RHP Ariel Peña in exchange for RHP Zack Greinke on 7/27 and assigned to Huntsville (AA)
- Was recalled by MIL on 8/6 and made 43 starts, all at SS
- Batted .329 (23-70) over his final 22 games
- Recorded his first ML hit on an infield single off Mat Latos on 8/8 vs CIN
- Played for Cibao in the Dominican Winter League, where he won the batting title (.324, 48-148)

## 2011

- Attended spring training with LAA as a non-roster invitee
- Spent majority of the season with Inland Empire (A)
- Batted .344 (31-90) in 21 April games
- Was on the IL from 5/12-18 and 5/29-8/29 with a left hamstring strain; included a rehab assignment with Arizona League Angels (R)
- After returning to Inland Empire, finished the season with 4 straight multi-hit games
- Played for Scottsdale in the Arizona Fall League and Cibao in the Dominican Winter League
- Following the season, was named the 2nd-best prospect in the LAA organization by *Baseball America*

## 2010

- Spent season with Cedar Rapids (A)
- Named a Midwest League All-Star
- Led the MWL in hits (161), was 3rd in AVG (.313) & steals (50) and T-4th in runs (89) & triples (12)
- Batted .353 (48-136) over his final 34 games
- Following the season, was named the 3rd-best prospect in the LAA organization by *Baseball America*
- Played for Cibao in the DWL

## 2009

- Began season with Salt Lake (AAA)
- Batted .421 (8-19) in 7 games before being transferred to Orem (R) on 6/19
- Had a 22-game hitting streak, 7/4-29, batting .375 (39-104) during the streak
- Was on the IL from 8/6 through the remainder of the season with a broken finger in his right hand

## 2008

- Was limited to just 11 games with Arizona League Angels due to a fractured left leg suffered on 7/5

**2007**

- Began pro career with Dominican Summer League Angels (R)
- Named to the DSL postseason All-Star team

**PERSONAL**

Jean Carlos Enrique Segura... Married, wife's name is Kellen; has three sons, Juan Diego, Giancarlo and Jacob... **Hobbies:** Playing dominoes and driving his dune buggy... **Signed by:** Leo Perez.

**JEAN SEGURA'S CAREER STATISTICS**

YEAR	CLUB	AVG	G	AB	R	H	2B	3B	HR	RBI	SH	SF	HP	BB	SO	SB	CS	OBP	SLG	OPS	E
2007	DSL Angels	.324	61	219	39	71	5	2	2	31	7	1	3	22	28	22	6	.392	.393	.785	10
2008	AZL Angels	.250	11	36	13	9	0	0	0	4	0	0	1	6	5	1	0	.372	.250	.622	2
2009	Orem	.346	36	162	33	56	10	4	3	21	1	1	2	11	11	11	3	.392	.512	.904	7
	Salt Lake	.421	7	19	2	8	2	0	0	2	0	0	0	4	0	0	0	.421	.526	.947	0
2010	Cedar Rapids	.313	130	515	89	*161	24	12	10	79	11	8	2	45	72	50	10	.365	.464	.829	13
2011	Inland Empire	.281	44	185	26	52	9	4	3	21	0	1	1	15	26	18	6	.337	.422	.759	5
	AZL Angels	.367	8	30	5	11	4	0	1	5	0	0	0	3	0	0	0	.367	.600	.967	1
2012	Arkansas	.294	94	374	50	110	10	5	7	40	6	3	8	23	57	33	13	.346	.404	.750	18
	LOS ANGELES (AL)	.000	1	3	0	0	0	0	0	0	0	0	0	2	0	0	0	.000	.000	.000	0
	Huntsville	.433	8	30	7	13	3	0	0	4	1	1	1	4	4	4	0	.500	.533	1.033	0
	MILWAUKEE	.264	44	148	19	39	4	3	0	14	1	1	0	13	21	7	1	.321	.331	.652	10
2013	MILWAUKEE	.294	146	588	74	173	20	10	12	49	2	2	6	25	84	44	13	.329	.423	.752	15
2014	MILWAUKEE	.246	146	513	61	126	14	6	5	31	10	2	4	28	70	20	9	.289	.326	.615	16
2015	MILWAUKEE	.257	142	560	57	144	16	5	6	50	3	2	6	13	93	25	6	.281	.336	.617	19
2016	ARIZONA	.319	153	*637	102	*203	41	7	20	64	4	2	12	39	101	33	10	.368	.499	.867	9
2017	SEATTLE	.300	125	524	80	157	30	2	11	45	0	1	6	34	83	22	8	.349	.427	.776	17
	Arkansas - a	.091	3	11	1	1	0	0	0	0	0	0	0	1	0	0	0	.167	.091	.258	0
	Tacoma - a	.125	2	8	2	1	0	0	0	0	0	0	0	2	0	0	0	.125	.125	.250	0
2018	SEATTLE	.304	144	586	91	178	29	3	10	63	4	7	10	66	154	42	19	.344	.420	.763	34
2019	PHILLIES	.280	144	576	79	161	37	4	12	60	1	3	8	30	73	10	2	.323	.420	.743	20
	<b>Minors Totals</b>	<b>.310</b>	<b>404</b>	<b>1589</b>	<b>267</b>	<b>493</b>	<b>67</b>	<b>27</b>	<b>26</b>	<b>207</b>	<b>26</b>	<b>15</b>	<b>18</b>	<b>127</b>	<b>212</b>	<b>139</b>	<b>38</b>	<b>.365</b>	<b>.435</b>	<b>.800</b>	<b>56</b>
	<b>AL Totals</b>	<b>.301</b>	<b>270</b>	<b>1113</b>	<b>171</b>	<b>335</b>	<b>59</b>	<b>5</b>	<b>21</b>	<b>108</b>	<b>4</b>	<b>7</b>	<b>10</b>	<b>66</b>	<b>154</b>	<b>42</b>	<b>19</b>	<b>.344</b>	<b>.420</b>	<b>.763</b>	<b>34</b>
	<b>NL Totals</b>	<b>.280</b>	<b>775</b>	<b>3022</b>	<b>392</b>	<b>846</b>	<b>132</b>	<b>35</b>	<b>55</b>	<b>268</b>	<b>21</b>	<b>12</b>	<b>36</b>	<b>148</b>	<b>442</b>	<b>139</b>	<b>41</b>	<b>.320</b>	<b>.401</b>	<b>.721</b>	<b>90</b>
	<b>ML Totals</b>	<b>.286</b>	<b>1045</b>	<b>4135</b>	<b>563</b>	<b>1181</b>	<b>191</b>	<b>40</b>	<b>76</b>	<b>376</b>	<b>25</b>	<b>19</b>	<b>46</b>	<b>214</b>	<b>596</b>	<b>181</b>	<b>60</b>	<b>.326</b>	<b>.406</b>	<b>.733</b>	<b>124</b>

\* League leader  
a - Rehab assignment

**SEGURA'S WORLD BASEBALL CLASSIC STATISTICS**

YEAR	CLUB	AVG	G	AB	R	H	2B	3B	HR	RBI	SH	SF	HP	BB	SO	SB	CS	OBP	SLG	OPS	E
2017	Dominican Rep.	.364	2	11	2	4	2	0	0	3	0	0	0	0	4	1	0	.364	.545	.909	0

**SEGURA'S ALL-STAR GAME STATISTICS**

YEAR	CLUB, SITE	AVG	G	AB	R	H	2B	3B	HR	RBI	SH	SF	HP	BB	SO	SB	CS	OBP	SLG	OPS	E
2013	NL, NYM	.000	1	1	0	0	0	0	0	0	0	0	0	0	0	0	0	.000	.000	.000	0
2018	AL, WSH	1.000	1	2	2	2	0	0	1	3	0	0	0	0	0	0	0	1.000	2.500	3.500	0
	<b>ASG Totals</b>	<b>.667</b>	<b>2</b>	<b>3</b>	<b>2</b>	<b>2</b>	<b>0</b>	<b>0</b>	<b>1</b>	<b>3</b>	<b>0</b>	<b>0</b>	<b>0</b>	<b>0</b>	<b>0</b>	<b>0</b>	<b>0</b>	<b>.667</b>	<b>1.667</b>	<b>2.334</b>	<b>0</b>

**SEGURA'S CAREER TRANSACTIONS**

- Signed by Los Angeles Angels as an amateur free agent, January 22, 2007
- Traded to Milwaukee Brewers with Johnny Hellweg (rhp) and Ariel Pena (rhp) for Zack Greinke (rhp), July 27, 2012
- On injured list with a fractured right pinky, May 13-28, 2015
- Traded to Arizona Diamondbacks with Tyler Wagner (rhp) for Chase Anderson (rhp), Aaron Hill (inf) and Isan Diaz (inf), January 30, 2016
- Traded to Seattle Mariners with Mitch Haniger (of) and Zac Curtis (lhp) for Taijuan Walker (rhp) and Ketel Marte (inf), November 23, 2016
- On injured list with a right hamstring strain, April 11-24, 2017; included rehab assignment to Arkansas, April 11-20
- On injured list with a right high ankle sprain, June 2-20, 2017; included rehab assignment to Tacoma, June 19-20
- Traded to Philadelphia with Juan Nicasio (rhp) and James Pazos (lhp) for J.P. Crawford (ss) and Carlos Santana (1b), December 3, 2018
- On injured list with a left hamstring strain, April 17-26, 2019

## SEGURA'S CAREER FIELDING

POSITION	PCT	G	PO	A	E	TC	DP
Second base	.985	142	219	382	9	610	80
Shortstop	.969	905	1095	2510	115	3720	521

## SEGURA'S GAME HIGHS


**HITS:** 6 – 5/28/13 vs MIN... **RUNS:** 3 – 15 times, last: 6/27/18 at BAL... **DOUBLES:** 11 – 9 times, last: 9/6/19 at NYM... **TRIPLES:** 2 – 6/17/14 at ARI... **HOME RUNS:** 2 – 9/26/16 at WSH... **RBI:** 4 – 2 times, last: 4/28/18 at CLE... **WALKS:** 4 – 6/25/16 at COL... **STOLEN BASES:** 4 – 5/15/18 vs TEX... **HITTING STREAK:** 17 games – 4/30-5/18/17

## SEGURA'S NOTABLE HOMERS

**GRAND SLAMS:** None... **INSIDE-THE-PARK HR:** 1 – 4/7/16 vs CHI (John Lackey)... **LEADOFF HR:** 9 – 6/5/15 at MIN (Kyle Gibson); 4/7/16 vs CHI (John Lackey); 7/8/16 at SF (Jeff Samardzija); 7/22/16 at CIN (Dan Straily); 7/30/16 at LAD (Scott Kazmir); 9/13/16 vs COL (Jorge De La Rosa); 9/14/16 vs COL (Jeff Hoffman); 9/17/16 vs LAD (Brock Stewart); 9/27/16 at WSH (Max Scherzer)... **PINCH HR:** None... **WALK-OFF HR:** 1 – 6/27/19 vs NYM (Edwin Diaz)







# ROBERT STOCK

RHP

89

[@RobertStock6](#)

**B-T:** L-R

**HT:** 6-1; **WT:** 214

**OPENING DAY AGE:** 30

**BORN:** November 21, 1989, Bellevue, WA

**RESIDES:** Thousand Oaks, CA

**ML SERVICE:** 1 year, 40 days

**HOW OBTAINED:** Claimed off waivers from San Diego Padres, 10/30/19

## 2019

- Made his first career Opening Day roster, appearing in 7 games with SD in March/April and 3 more in June/July
- Earned his lone decision of the season with a win on 4/5 at STL
- Spent the majority of the season with El Paso (AAA), both on option and on rehab assignment
- Was on the 10-day IL with a right biceps strain, 7/3-end of season
- Averaged 13.35 SO/9.0 IP in his 27 games with El Paso

## 2018

- Began season with San Antonio (AA) and was promoted to El Paso on 4/30
- 16 of his 20 outings were scoreless before his contract was selected by SD on 6/24
- Made his ML debut, 6/24 at SF (1.0 IP, H, 2 SO)
- Shuttled between SD and El Paso in July before being recalled on 7/20 for the remainder of the season
- From 7/24 to the end of the season, posted a 1.50 ERA (6 ER, 36.0 IP) and held opponents to a .202 AVG, both tops among SD relievers in that span (min. 35.0 IP)
- Earned his first ML win on 8/30 vs COL
- Tossed 2.0 innings or more eight times, posting a 0.48 ERA (1 ER, 18.2 IP) in those contests
- Did not allow an earned run in 20.1 IP at home
- 25 of his 32 ML relief appearances were scoreless

## 2017

- Began season with Daytona (A) and was promoted to Pensacola (AA) on 5/24
- His 2.82 combined ERA (22 ER, 70.1 IP) and 41 games set new professional bests
- Was a member of Pensacola's first championship in franchise history, making one postseason appearance
- Following the season, was the closer for Jalisco in the Mexican Winter League, converting 9 of 10 save opportunities

## 2016

- Pitched for the New Jersey Jackals in the independent Canadian-American Association
- Averaged 10.95 SO/9.0 IP

## 2015

- Appeared in 12 games between Gulf Coast League Pirates (R), Bradenton (A) and Altoona (AA)
- Was on the IL with a left ankle sprain, 7/17-23

## 2014

- Split season between Palm Beach (A) and Peoria (A) for the second straight year

- Tossed 2.0 innings or more in 17 appearances between the two levels, topping 3.0 IP in relief on six occasions

## 2013

- Split season between Palm Beach and Peoria

## 2012

- Spent his first season as a pitcher after converting from catcher
- Made his pro pitching debut on 4/5 for Quad Cities (A) and his first pro start on 5/27
- Was on the IL with a right shoulder strain, 8/15-24

## 2011

- Began season with Quad Cities
- Was on the IL with a right knee strain, 4/7-5/10
- Threw out 11 of 15 attempted base stealers (73.0%) with Quad Cities
- Promoted on 6/13 to Palm Beach, where he had a perfect 1.000 fielding percentage
- Started at catcher in all 58 games he played between the two levels

## 2010

- Spent entire season with Quad Cities
- Played 714.1 innings in his 82 games, starting 80 of them at catcher
- Batted .300 (3-10), HR, 3 RBI during 3 postseason starts

## 2009

- Began pro career with Johnson City (R)
- Named an Appalachian League postseason All-Star
- Promoted to Quad Cities on 8/30
- Following the season, was named the 10th-best prospect in the STL organization by *Baseball America* and the 8th-best in the Appalachian League
- Named a Topps Short-Season/Rookie All-Star

## PERSONAL

Robert Anthony Stock... Married Sara Krutewicz (11/9/19)... Graduated from Agoura High School (CA), where he was named *Baseball America* Youth Player of the Year (2005)... Attended the University of Southern California and played both pitcher and catcher, earning Pac-10 Conference honorable mention recognition in 2009... Was a member of the 2004 and 2005 U.S. Youth National Team... Rated as the top player in the nation by *Baseball America* in his age group in three consecutive years (age 13, 14 and 15)... **Hobbies:** Playing *League of Legends* and *World of Warcraft*, reading fantasy novels, and watching TV and movies... **Signed by:** Jamal Strong.

## ROBERT STOCK'S CAREER PITCHING STATISTICS

YEAR	CLUB	W-L	ERA	G	GS	CG	SHO	SV	IP	H	R	ER	HR	HB	BB	SO	WP	BK	AVG
2012	Quad Cities	5-2	4.56	38	2	0	0	0	71.0	61	46	36	9	11	48	66	14	1	.233
2013	Peoria	0-1	2.30	14	0	0	0	4	15.2	11	4	4	0	3	10	15	4	0	.208
	Palm Beach	2-0	4.37	18	0	0	0	0	22.2	20	14	11	2	4	16	27	0	0	.238
2014	Palm Beach	0-0	2.31	11	0	0	0	1	23.1	15	8	6	0	1	25	13	3	1	.188
	Peoria	2-3	5.18	24	0	0	0	0	40.0	42	23	23	1	3	21	30	5	1	.278
2015	GCL Pirates	0-0	0.00	2	0	0	0	0	3.0	2	0	0	0	0	1	2	1	0	.182
	Bradenton	0-0	7.00	7	0	0	0	1	9.0	12	7	7	0	1	8	4	1	0	.343
	Altoona	0-0	14.54	3	0	0	0	0	4.1	2	9	7	0	0	10	4	1	0	.133
2016	New Jersey (ind.)	1-2	2.85	52	0	0	0	5	60.0	47	24	19	1	3	40	73	15	1	-
2017	Daytona	1-3	2.52	16	0	0	0	2	25.0	18	7	7	1	1	8	25	1	1	.212
	Pensacola	8-2	3.18	25	0	0	0	0	45.1	39	16	15	0	1	21	36	3	0	.247
2018	San Antonio	1-0	2.00	8	0	0	0	1	9.0	7	4	2	1	0	3	15	3	0	.200
	El Paso	0-0	1.59	24	0	0	0	8	28.1	15	8	5	2	1	11	27	4	0	.158
	SAN DIEGO	1-1	2.50	32	0	0	0	0	39.2	37	13	11	1	2	13	38	3	1	.247
2019	SAN DIEGO	1-0	10.13	10	0	0	0	0	10.2	14	14	12	2	1	8	15	4	0	.298
	El Paso	3-0	4.13	25	3	0	0	0	28.1	36	14	13	6	3	19	40	5	0	.308
	AZL Padres-2 - a	0-0	0.00	2	2	0	0	0	2.0	0	0	0	0	0	5	0	0	0	.000
<b>Minors Totals</b>		<b>22-11</b>	<b>3.74</b>	<b>217</b>	<b>7</b>	<b>0</b>	<b>0</b>	<b>17</b>	<b>327.0</b>	<b>280</b>	<b>160</b>	<b>136</b>	<b>22</b>	<b>29</b>	<b>201</b>	<b>309</b>	<b>45</b>	<b>4</b>	<b>.236</b>
<b>ML</b>	<b>Totals</b>	<b>2-1</b>	<b>4.11</b>	<b>42</b>	<b>0</b>	<b>0</b>	<b>0</b>	<b>0</b>	<b>50.1</b>	<b>51</b>	<b>27</b>	<b>23</b>	<b>3</b>	<b>3</b>	<b>21</b>	<b>53</b>	<b>7</b>	<b>1</b>	<b>.259</b>

a - Rehab assignment

## STOCK'S CAREER HITTING STATISTICS

YEAR	CLUB	AVG	G	AB	R	H	2B	3B	HR	RBI	SH	SF	HP	BB	SO	SB	CS	OBP	SLG	OPS	E
2009	Johnson City	.322	41	149	25	48	9	2	7	24	1	0	5	11	28	0	1	.386	.550	.936	4
	Quad Cities	.095	5	21	1	2	0	0	0	0	0	0	1	2	5	0	0	.208	.095	.304	1
2010	Quad Cities	.213	85	310	32	66	17	0	1	31	1	1	0	39	56	2	2	.300	.277	.577	18
2011	Quad Cities	.176	16	51	4	9	2	0	1	6	2	1	0	5	6	1	0	.241	.275	.516	2
	Palm Beach	.262	42	149	16	39	8	1	1	9	1	3	0	18	17	0	1	.339	.349	.688	0
<b>Minors Totals</b>		<b>.243</b>	<b>394</b>	<b>690</b>	<b>78</b>	<b>168</b>	<b>37</b>	<b>3</b>	<b>10</b>	<b>72</b>	<b>8</b>	<b>5</b>	<b>6</b>	<b>75</b>	<b>113</b>	<b>3</b>	<b>4</b>	<b>.321</b>	<b>.349</b>	<b>.670</b>	<b>27</b>

## STOCK'S CAREER TRANSACTIONS

- Selected by St. Louis Cardinals in 2nd round of June 2009 draft
- Signed by Houston Astros as a minor league free agent, March 9, 2015
- Signed by Pittsburgh Pirates as a minor league free agent, May 4, 2015
- Signed by Cincinnati Reds as a minor league free agent, February 19, 2017
- Signed by San Diego Padres as a minor league free agent, November 27, 2017
- On injured list with a right biceps strain, July 3, 2019 through the remainder of the season; included rehab assignments to Arizona League Padres, August 10-15, and El Paso, August 16-20
- Claimed off waivers by Philadelphia, October 30, 2019

## STOCK'S CAREER FIELDING

POSITION	PCT	G	PO	A	E	TC	DP
Pitcher	.750	42	1	5	2	8	0

## STOCK'S GAME HIGHS

**LOW-HIT CG:** N/A... **SHUTOUTS:** N/A... **STRIKEOUTS:** 5 – 7/24/18 at NYM... **WALKS:** 2 – 3 times, last: 7/2/19 vs SF... **LONGEST OUTING:** 3.0 inn. – 7/24/18 at NYM... **WINNING STREAK:** 2 games – 8/30/18-current... **LOSING STREAK:** N/A... **SCORELESS STREAK:** 9.0 inn. – 7/24-8/3/18



# DREW STOREN

RHP

29

## NON-ROSTER INVITEE

@DrewStoren

**B-T:** S-R

**HT:** 6-1; **WT:** 200

**OPENING DAY AGE:** 32

**BORN:** August 11, 1987, Indianapolis, IN

**RESIDES:** Carmel, IN

**ML SERVICE:** 7 years, 140 days

**HOW OBTAINED:** Signed by Phillies as a minor league free agent, 1/22/20

2020 PHILLIES

### 2019

- Signed by KC as a minor league free agent in February and attended ML spring training
- Appeared in 9 games for Northwest Arkansas (AA) before being released on 6/19

### 2018

- Missed entire season recovering from Tommy John surgery

### 2017

- Made 58 appearances for CIN, 4th-most among CIN pitchers
- Recorded his first career "immaculate inning" on 4/18 vs BAL, recording three SO on nine pitches in the 9th inning
- Posted a 2.80 ERA (11 ER, 35.1 IP) and held opponents to a .229 AVG (30-131) prior to the All-Star break
- Was placed on the IL on 9/10 with a right elbow sprain and missed remainder of the season after undergoing Tommy John surgery on 9/26

### 2016

- Began season with TOR after being acquired from WSH on 1/8
- His appearance on 4/4 at TB was his first in the AL after making 413 appearances with WSH
- Traded to SEA on 7/26
- Was on the IL, 8/20-9/3, with right shoulder inflammation; included a rehab assignment to Tacoma (AAA), 9/2-3
- From 7/31 to the end of the season, posted a 1.59 ERA (3 ER, 17.0 IP) with 2 BB, 15 SO and a 0.71 WHIP in 18 appearances

### 2015

- Had 27 saves prior to the All-Star break, the 2nd-most in the NL and 3rd-most in MLB
- In his first 38 appearances (through 7/22), recorded 29 saves and posted a 1.73 ERA
- Converted 29 of 31 save opportunities and posted a 1.64 ERA (7 ER, 38.1 IP) in 40 appearances through the end of July
- Posted career marks in SO rate (29.4%), SO/9.0 IP (10.96) and his second-best swing-and-miss percentage (28.6%)
- Broke his thumb in early September and missed the last three weeks of the season

### 2014

- Led all NL relievers in ERA (1.12) and was 2nd among all ML relievers behind only KC's Wade Davis (1.00)
- His 1.12 ERA was the lowest ever by a WSH reliever (min. 40 appearances)
- Also ranked 6th among qualifying NL relievers in BB/9.0 IP (1.76)
- From 8/7 to the end of the season, did not allow an ER in 20.0 IP over 23 appearances and converted 10 of 11 saves
- Earned the save in WSH's NL East-clinching victory, 9/16 at ATL

### 2013

- His 24 holds were T-7th in the NL
- Was optioned to Syracuse (AAA) on 7/26
- Recalled by WSH on 8/15 and posted a 1.40 ERA (3 ER, 19.1 IP) in his final 21 appearances

### 2012

- Began season on IL after undergoing surgery on 4/11 (Dr. Wiemi Dououguih) to remove bone spurs in right elbow
- Was reinstated on 7/19 after rehab assignments to Potomac (A), 7/5-14 and 7/17-18, and Harrisburg (AA), 7/15-16
- Posted a 0.86 ERA (2 ER, 21.0 IP) and held opponents to a .186/.194/.186 slash line over his final 23 appearances of the season

### 2011

- Was T-4th among all NL relievers in saves (43), 5th in wins (6) and T-6th in save percentage (89.6%)
- Became just the second WSH player to reach 40 saves in a season (other: Chad Cordero, 47 in 2005)
- In his sophomore season, set career highs in appearances (73), innings (75.1) and SO (74)
- Tossed a career-high 21.0 consecutive scoreless innings, 4/7-5/16
- Earned a save in each of WSH's four straight wins, 6/11-14
- Earned his 40th save of the season, 9/20 at PHI
- Posted a 1.61 ERA (9 ER, 50.1 IP) in 48 save opportunities

## 2010

- Began season with Harrisburg and was promoted to Syracuse on 4/30
- Had his contract selected by WSH on 5/17 after posting a 1.08 ERA (2 ER, 16.2 IP) between the two levels
- Ranked 4th among NL rookies in SO (52) and T-5th in games (54)
- Made his ML debut on 5/18 at STL, reaching the majors less than a year after being drafted and becoming the second player from the June 2009 draft to make his ML debut (first: CIN's Mike Leake)
- Earned his first ML win on 5/19 vs NYM and his first ML save on 8/6 at LAD
- Stranded 85.2% of his inherited runners (23 of 27)

## 2009

- Began pro career with Hagerstown (A)
- Promoted to Potomac on 7/19 and again to Harrisburg on 8/11
- Combined to go 2-1, 1.95 ERA (8 ER, 37.0 IP), 11 SV, 8 BB, 49 SO, 0.78 WHIP in 28 relief appearances between the three levels

- Following the season, pitched for Phoenix in the Arizona Fall League; was named an AFL Rising Star and to the All-Prospect Team
- Selected as the 60th-best prospect in baseball by *Baseball Prospectus* and 92nd-best by *Baseball America* following the season

## PERSONAL

Drew Patrick Storen... Married Brittani Hopkins... 2007 graduate of Brownsburg High School (IN)... Attended Stanford University (CA)... Was a First-Team All-America selection by *Collegiate Baseball* and Louisville Slugger as a freshman and was named All-Pac-10 twice... Posted a 12-4 career record with a 3.64 ERA and 15 saves in 59 games, including a 3-0 mark and two saves in the Cardinal's run to the College World Series in 2008... Named a Louisville Slugger All-American as a senior and selected First-Team All-State as a junior and senior... His father, Mark, is a longtime media personality in the Indianapolis area and has hosted a show on Sirius XM's MLB Network Radio... **Signed by:** Ryan Fox.

## DREW STOREN'S CAREER STATISTICS

YEAR	CLUB	W-L	ERA	G	GS	CG	SHO	SV	IP	H	R	ER	HR	HB	BB	SO	WP	BK	AVG	
2009	Hagerstown	0-1	3.68	11	0	0	0	0	14.2	11	6	6	2	2	0	26	5	0	.193	
	Potomac	1-0	1.80	7	0	0	2	10.0	7	2	2	0	0	2	11	2	0	.206		
	Harrisburg	1-0	0.00	10	0	0	0	9	12.1	3	0	0	0	0	6	12	0	0	.077	
2010	Harrisburg	0-0	0.96	7	0	0	0	4	9.1	5	1	1	1	0	1	11	0	0	.161	
	Syracuse	0-0	1.23	6	0	0	0	0	7.1	7	1	1	0	0	2	4	0	0	.259	
	WASHINGTON	4-4	3.58	54	0	0	0	5	55.1	48	24	22	3	3	22	52	3	0	.241	
2011	WASHINGTON	6-3	2.75	73	0	0	0	43	75.1	57	24	23	8	2	20	74	2	0	.204	
2012	Potomac - a	1-0	3.00	5	1	0	0	0	6.0	4	3	2	1	0	1	8	1	0	.190	
	Harrisburg - a	0-0	54.00	1	0	0	0	0	0.2	3	4	4	1	0	1	0	0	0	.750	
	WASHINGTON	3-1	2.37	37	0	0	0	4	30.1	22	8	8	0	1	8	24	1	0	.210	
2013	WASHINGTON	4-2	4.52	68	0	0	0	3	61.2	65	34	31	7	1	19	58	2	0	.267	
	Syracuse	0-0	5.68	6	1	0	0	0	6.1	7	5	4	1	0	0	11	0	0	.269	
2014	WASHINGTON	2-1	1.12	65	0	0	0	11	56.1	44	8	7	2	3	11	46	4	0	.215	
2015	WASHINGTON	2-2	3.44	58	0	0	0	29	55.0	45	23	21	4	5	16	67	2	0	.220	
2016	TORONTO	1-3	6.21	38	0	0	0	3	33.1	43	23	23	6	6	10	32	0	1	.309	
	SEATTLE	3-0	3.44	19	0	0	0	0	18.1	13	7	7	1	1	3	16	0	0	.191	
	Tacoma - a	0-0	0.00	1	0	0	0	0	1.0	1	0	0	0	0	1	0	0	0	.250	
2017	CINCINNATI	4-2	4.45	58	0	0	0	1	54.2	57	32	27	7	10	23	48	1	0	.271	
2018	Injured - Did not pitch																			
2019	Northwest Ark.	0-1	7.84	9	0	0	0	0	10.1	15	9	9	1	2	5	12	1	0	.366	
	<b>Minors Totals</b>	<b>3-2</b>	<b>3.35</b>	<b>63</b>	<b>2</b>	<b>0</b>	<b>0</b>	<b>15</b>	<b>78.0</b>	<b>63</b>	<b>31</b>	<b>29</b>	<b>7</b>	<b>4</b>	<b>18</b>	<b>96</b>	<b>9</b>	<b>0</b>	<b>.222</b>	
	<b>AL Totals</b>	<b>4-3</b>	<b>5.23</b>	<b>57</b>	<b>0</b>	<b>0</b>	<b>0</b>	<b>3</b>	<b>51.2</b>	<b>56</b>	<b>30</b>	<b>30</b>	<b>7</b>	<b>7</b>	<b>13</b>	<b>48</b>	<b>0</b>	<b>1</b>	<b>.271</b>	
	<b>NL Totals</b>	<b>25-15</b>	<b>3.22</b>	<b>413</b>	<b>0</b>	<b>0</b>	<b>0</b>	<b>96</b>	<b>388.2</b>	<b>338</b>	<b>153</b>	<b>139</b>	<b>31</b>	<b>25</b>	<b>119</b>	<b>369</b>	<b>15</b>	<b>0</b>	<b>.234</b>	
	<b>ML Totals</b>	<b>29-18</b>	<b>3.45</b>	<b>470</b>	<b>0</b>	<b>0</b>	<b>0</b>	<b>99</b>	<b>440.1</b>	<b>394</b>	<b>183</b>	<b>169</b>	<b>38</b>	<b>32</b>	<b>132</b>	<b>417</b>	<b>15</b>	<b>1</b>	<b>.238</b>	

a - Rehab assignment

## STOREN'S DIVISION SERIES STATISTICS

YEAR	CLUB, OPP	W-L	ERA	G	GS	CG	SHO	SV	IP	H	R	ER	HR	HB	BB	SO	WP	BK	AVG
2012	WSH, STL	1-1	9.00	4	0	0	0	1	4.0	3	4	4	0	0	3	6	0	0	.200
2014	WSH, SF	0-0	6.75	2	0	0	0	0	1.1	4	1	1	0	0	0	1	0	0	.667
<b>DS Totals</b>		<b>1-1</b>	<b>8.44</b>	<b>6</b>	<b>0</b>	<b>0</b>	<b>0</b>	<b>1</b>	<b>5.1</b>	<b>7</b>	<b>5</b>	<b>5</b>	<b>0</b>	<b>0</b>	<b>3</b>	<b>7</b>	<b>0</b>	<b>0</b>	<b>.333</b>

## STOREN'S MAJOR LEAGUE HITTING TOTALS

	AVG	AB	R	H	2B	3B	HR	RBI	SH	SF	HP	BB	SO	SB	CS	E
2017	.000	1	0	0	0	0	0	0	0	0	0	0	0	0	0	0
<b>Career</b>	<b>.333</b>	<b>3</b>	<b>0</b>	<b>1</b>	<b>0</b>	<b>0</b>	<b>0</b>	<b>0</b>	<b>0</b>	<b>0</b>	<b>0</b>	<b>0</b>	<b>1</b>	<b>0</b>	<b>0</b>	<b>1</b>

### STOREN'S CAREER TRANSACTIONS

- Selected by New York Yankees in 34th round of June 2007 draft, but did not sign
- Selected by Washington Nationals in 1st round (10th overall) of June 2009 draft
- On injured list recovering from surgery to remove bone chips in his right elbow, March 26-July 18, 2012; included rehab assignments to Potomac, July 5-14 and July 17-18, and Harrisburg, July 15-16
- Traded to Toronto Blue Jays with cash for Ben Revere (of) and a player to be named later, January 8, 2016
- Traded to Seattle Mariners with cash for Joaquin Benoit (rhp), July 26, 2016
- On injured list with right shoulder inflammation, August 20-September 3, 2016; included rehab assignment to Tacoma, September 2-3
- Signed by Cincinnati Reds as a free agent, January 3, 2017
- On injured list with a right elbow sprain, September 10, 2017 through the end of the season
- Signed by Kansas City Royals as a minor league free agent, February 15, 2019
- Signed by Philadelphia as a minor league free agent, January 22, 2020

### STOREN'S CAREER FIELDING

POSITION	PCT	G	PO	A	E	TC	DP
Pitcher	.986	470	22	50	1	73	5

### STOREN'S GAME HIGHS

**STRIKEOUTS:** 3 – 25 times, last: 4/18/17 vs BAL... **WALKS:** 3 – 9/8/15 vs NYM... **LONGEST OUTING:** 2.1 inn. – 10/3/10 at NYM...  
**WINNING STREAK:** 4 games – 3 times, last: 8/6/16-4/11/17... **LOSING STREAK:** 4 games – 8/7/15-5/8/16... **SCORELESS STREAK:** 21.0 inn. – 4/7-5/16/11





## RANGER SUÁREZ

LHP

55

**B-T:** L-L

**HT:** 6-1; **WT:** 217

**OPENING DAY AGE:** 24

**BORN:** August 26, 1995, Pie de Cuesta, VZ

**RESIDES:** Carora, VZ

**ML SERVICE:** 135 days

**HOW OBTAINED:** Signed by Phillies as an amateur free agent, 4/1/12

### 2019

- Began season with Lehigh Valley (AAA)
- Was on the 7-day minor league IL from 5/1-24 with a right abdominal strain
- Had two stints with PHI in June (6/7-16, 6/19) and on 6/20 was recalled for the remainder of the season
- Had a 0.68 ERA (1 ER, 13.1 IP) over a 10-appearance stretch, 6/23-7/24
- Had three wins in three appearances, 7/16-21, becoming the first Phillies reliever to do so since 2011 (Michael Stutes)
- Tossed 10.1 consecutive scoreless innings over 13 appearances, 8/26-9/20
- Posted a 0.60 ERA (1 ER, 15.0 IP) over his final 15 appearances and a 1.66 ERA (4 ER, 21.2 IP) over his final 19
- Combined, 2-3-4 hitters were just 13-for-64 (.203), 1 HR, 18 SO against him
- Pitched at least 2.0 innings in 10 of his 37 appearances, more such appearances than anyone else on the team
- Held LHH to a .213 AVG (13-61)

### 2018

- Began season with Reading (AA)
- Was named Eastern League Pitcher of the Week for the weeks ending 4/22 and 6/24
- Selected as Phillies Minor League Pitcher of the Week 3 times: 4/16-22, 6/4-10 and 6/18-24
- Was on the 7-day IL from 5/10-27 with a right hamstring strain
- Promoted to Lehigh Valley on 6/26 after going 4-3 with a 2.76 ERA (15 ER, 49.1 IP) in 12 starts
- Did not allow a home run in his final 66.2 innings in the minors before being recalled for his ML debut in July
- Recalled by PHI on 7/26 and made his ML debut that night in a start at CIN, earning his first ML win
- Became the first LHP to start for Philadelphia in a franchise-record 267 games (last: Adam Morgan, 9/28/16 at ATL)
- Had 3 stints with the Phillies: 7/26, 8/16 and 9/11-end of season

### 2017

- Began the season with Lakewood (A)
- Selected as a South Atlantic League midseason All-Star
- Named Phillies Minor League Pitcher of the Month for April (0.87 ERA, 2 ER, 22.1 IP)
- Earned Phillies Minor League Pitcher of the Week honors 3 times, 4/24-30, 6/5-11 and 6/26-7/2, and was named SAL Pitcher of the Week, 6/26-7/2
- Was T-2nd in the SAL in SHO (1)

- 7 of his 14 starts with Lakewood were scoreless
- Had a 23.1-inning scoreless streak, 4/8-5/4
- Posted a 1.20 ERA (6 ER, 45.0 IP) in 7 home starts
- Promoted to Clearwater (A) on 7/4
- Named both Phillies Minor League Pitcher of the Week and Florida State League Pitcher of the Week, 7/31-8/6
- Did not allow a HR over 50.1 consecutive innings, between 5/30 with Lakewood and 7/24 with Clearwater
- Recorded a season-best 10 SO three times: 4/20 and 5/24 with Lakewood and 7/18 with Clearwater

### 2016

- Spent the entire season with Williamsport (A)
- Named a New York-Penn League All-Star
- Led NYPL in CG (2), T-1st in SHO (1), T-4th in wins (6), was 7th in innings (73.2) and 9th in WHIP (1.15)
- Threw a no-hitter (7.0 IP) in game 1 of a doubleheader, 7/26 vs Auburn; issued a walk to first batter of game, induced a double play, then retired final 19 batters he faced
- Allowed 2 ER or fewer in 10 of 13 starts
- Named Phillies Minor League Pitcher of the Week and NYPL Pitcher of the Week, 7/25-31

### 2015

- Pitched for Gulf Coast League Phillies (R)
- Named Phillies Minor League Pitcher of the Month for July (2-0, 0.79 ERA)
- Named Phillies Minor League Pitcher of the Week, 7/20-26
- Began the season with a 17.0-inning scoreless streak, 6/22-7/9
- Only appeared in 6 games due to a left elbow strain
- Participated in Florida Instructional League

### 2014

- Spent his 3rd consecutive season with the Venezuelan Summer League Phillies (R)
- Led the VSL in innings (80.2) & SO (78), was T-1st in starts (14), 4th in ERA (1.56) and T-5th in wins (5)
- Had 78 SO to just 1 BB
- Participated in FIL

### 2012-13

- Spent his first two pro seasons with the VSL Phillies

### PERSONAL

Ranger José Suárez... Has one daughter, Sofia (1/23/17)...

**Hobby:** Playing soccer... **Signed by:** Jesús Méndez.

## RANGER SUÁREZ'S CAREER STATISTICS

YEAR	CLUB	W-L	ERA	G	GS	CG	SHO	SV	IP	H	R	ER	HR	HB	BB	SO	WP	BK	AVG
2012	VSL Phillies	0-0	0.00	3	0	0	0	2	5.0	2	0	0	0	0	3	4	0	0	.125
2013	VSL Phillies	0-0	3.18	8	1	0	0	1	17.0	18	8	6	2	0	13	2	0	.257	
2014	VSL Phillies	5-4	1.56	14	#14	0	0	0	*80.2	67	25	14	2	1	1	*78	3	1	.218
2015	GCL Phillies	3-0	0.65	6	4	0	0	0	27.2	15	2	2	0	0	4	20	0	0	.158
2016	Williamsport	6-4	2.81	13	13	*2	#1	0	73.2	61	26	23	4	5	24	53	3	1	.223
2017	Lakewood	6-2	1.59	14	14	1	1	0	85.0	52	17	15	4	0	24	90	3	0	.177
	Clearwater	2-4	3.82	8	8	0	0	0	37.2	43	18	16	1	1	11	38	1	1	.293
2018	Reading	4-3	2.76	12	12	1	0	0	75.0	64	23	23	2	2	20	54	2	1	.235
	Lehigh Valley	2-0	2.74	9	9	0	0	0	49.1	48	17	15	2	2	15	31	0	2	.257
	PHILLIES	1-1	5.40	4	3	0	0	0	15.0	21	14	9	3	0	6	11	0	1	.339
2019	Lehigh Valley	2-2	5.68	7	7	0	0	0	38.0	41	26	24	8	4	10	32	0	0	.281
	PHILLIES	6-1	3.14	37	0	0	0	0	48.2	52	18	17	6	1	12	42	1	1	.278
<b>Minors Totals</b>		<b>30-19</b>	<b>2.54</b>	<b>94</b>	<b>82</b>	<b>4</b>	<b>2</b>	<b>3</b>	<b>489.0</b>	<b>411</b>	<b>162</b>	<b>138</b>	<b>25</b>	<b>15</b>	<b>112</b>	<b>413</b>	<b>14</b>	<b>6</b>	<b>.227</b>
<b>ML</b>	<b>Totals</b>	<b>7-2</b>	<b>3.68</b>	<b>41</b>	<b>3</b>	<b>0</b>	<b>0</b>	<b>0</b>	<b>63.2</b>	<b>73</b>	<b>32</b>	<b>26</b>	<b>9</b>	<b>1</b>	<b>18</b>	<b>53</b>	<b>1</b>	<b>2</b>	<b>.293</b>

\* League leader

# Tied for league lead

2020 PHILLIES

## SUÁREZ'S MAJOR LEAGUE HITTING TOTALS

	AVG	AB	R	H	2B	3B	HR	RBI	SH	SF	HP	BB	SO	SB	CS	E
2019	.250	4	0	1	0	0	0	0	1	0	0	0	2	0	0	0
<b>Career</b>	<b>.200</b>	<b>10</b>	<b>0</b>	<b>2</b>	<b>0</b>	<b>1</b>	<b>0</b>	<b>0</b>	<b>1</b>	<b>0</b>	<b>0</b>	<b>0</b>	<b>4</b>	<b>0</b>	<b>0</b>	<b>0</b>

## SUÁREZ'S CAREER TRANSACTIONS

- Signed by Philadelphia as an amateur free agent, April 1, 2012

## SUÁREZ'S CAREER FIELDING

POSITION	PCT	G	PO	A	E	TC	DP
Pitcher	1.000	41	6	12	0	18	0

## SUÁREZ'S GAME HIGHS

**STRIKEOUTS:** 6 – 6/10/19 vs ARI... **WALKS:** 2 – 5 times, last: 8/15/19 vs CHI... **LONGEST OUTING:** 5.0 inn. – 7/26/18 at CIN...  
**WINNING STREAK:** 3 games – 2 times, last: 8/15/19-current... **LOSING STREAK:** N/A... **SCORELESS STREAK:** 11.1 inn. – 8/23-9/20/19





# ANTHONY SWARZAK

RHP

39

## NON-ROSTER INVITEE

@ASwarzak

**B-T:** R-R

**HT:** 6-4; **WT:** 215

**OPENING DAY AGE:** 34

**BORN:** September 10, 1985, Fort Lauderdale, FL

**RESIDES:** Fort Lauderdale, FL

**ML SERVICE:** 8 years, 24 days

**HOW OBTAINED:** Signed by Phillies as a minor league free agent, 2/5/20

### 2019

- Began the season with SEA
- Traded to ATL, 5/20
- Combined to post a 4.56 ERA (27 ER, 53.1 IP) over 59 relief appearances
- Prior to the All-Star break, posted a 2.61 ERA (9 ER, 31.0 IP) in 32 games
- Held opponents to a .232 AVG (13-56) with RISP
- Had two IL stints: 3/17-4/1 (right shoulder impingement) and 6/29-7/11 (right shoulder inflammation)

### 2018

- Made 29 relief appearances with NYM
- Had two IL stints: 4/2-6/4 (retro to 4/1) with a strained left oblique and 8/5-9/7 (retro to 8/4) with right shoulder inflammation; his first IL stint included a rehab assignment to Las Vegas (AAA) and his second IL stint had one to Brooklyn (A)

### 2017

- Made CWS' Opening Day roster
- His 22.1-inning scoreless streak dating back to 8/22/16 was the longest of his career
- Traded to MIL on 7/26
- Posted career bests in ERA (2.33), WHIP (1.03), OPP AVG (.211), games (70), wins (6), SO (91) and SO/9.0 IP (10.59)

### 2016

- Started the season with Scranton/Wilkes-Barre (AAA)
- Tossed a complete game (8.0 IP), 5/1 at Rochester
- Had his contract selected by NYY on 6/7
- Appeared in 26 games in relief with NYY
- Was on the IL, 8/23-9/17, with right rotator cuff inflammation; included a rehab assignment to Trenton (AA)

### 2015

- Earned a spot on CLE's Opening Day roster
- Made six appearances with Columbus (AAA)
- Pitched for Doosan of the Korea Baseball Organization, appearing in 20 games (17 starts)

### 2014

- Appeared in 50 games with MIN, including four starts
- Tossed at least 2.0 innings in relief on 13 occasions, including six outings of 3.0 or more innings

### 2013

- Led all ML relievers in innings pitched (96.0)
- Spent the entire season with MIN after earning a spot on his second career Opening Day roster
- Led the majors in relief appearances of 2.0 or more innings (26) and 3.0 or more innings (10)
- Following the All-Star break, posted a 1.91 ERA (8 ER, 37.2 IP) in 21 games
- Was on the IL from 3/22-4/6 with a left ribcage fracture

### 2012

- Made his first career Opening Day roster with MIN
- Began the season in MIN's starting rotation before shifting to the bullpen on 4/22 for the remainder of the season
- Was on the IL, 7/25-8/14, with a mild right rotator cuff strain

### 2011

- Began the season with Rochester (AAA), where he was the team's Opening Day starter for the second straight year
- Logged a career-high 102.0 innings with MIN
- Carried a no-hitter into the 8th inning on 5/28 vs LAA (one-out double to Peter Bourjos)

### 2010

- Spent the entire season with Rochester
- Was on the IL, 4/14-5/22, with a broken bone in his right foot after being struck by a batted ball

### 2009

- Made his ML debut in a start with MIN on 5/23 vs MIL and earned the win after tossing 7.0 scoreless innings
- Became the first starting pitcher in MIN history to throw at least 7.0 scoreless frames in his ML debut
- Selected as an International League midseason All-Star, but did not appear in the Triple-A All-Star Game due to his promotion

### 2008

- Made 20 starts with New Britain (AA)
- Promoted to Rochester on 7/28
- Following the season, was named MIN's 6th-best prospect by *Baseball America*



**2007**

- Started the year with New Britain (AA)
- Suspended 50 games for violation of the Minor League Drug Prevention and Treatment Program; reinstated on 6/11
- Following the season, was named the 5th-best prospect in MIN's organization by *Baseball America*

**2006**

- Led the Florida State League in SO (131)
- After the season, was ranked as the 5th-best prospect in MIN's system by *Baseball America*

**2005**

- Split the season between Beloit (A) and Fort Myers (A), ranking 2nd in SO (156) and 3rd in wins (12) among MIN minor leaguers

- Selected as a Midwest League midseason All-Star

**2004**

- Began his pro career with the Gulf Coast League Twins (R) and led the club in wins (5) and starts (9)
- Following the season, was named MIN's 7th-best prospect by *Baseball America*

**PERSONAL**

Anthony Ray Swarzak... Married, wife's name is Elizabeth; has one daughter, Evelyn... 2004 graduate of Nova High School (FL)... Named a Louisville Slugger preseason All-American prior to his senior year... **Hobbies:** Fishing and playing golf... **Signed by:** Brad Weitzel.

**ANTHONY SWARZAK'S CAREER STATISTICS**

YEAR	CLUB	W-L	ERA	G	GS	CG	SHO	SV	IP	H	R	ER	HR	HB	BB	SO	WP	BK	AVG
2004	GCL Twins	5-3	2.63	11	9	0	0	1	48.0	46	20	14	1	1	6	42	2	1	.251
2005	Beloit	9-5	4.04	18	18	0	0	0	91.1	81	48	41	7	7	32	101	3	1	.238
	Fort Myers	3-4	3.66	10	10	0	0	0	59.0	72	25	24	3	1	11	55	1	1	.300
2006	Fort Myers	11-7	3.27	27	27	2	1	0	145.2	131	56	53	8	1	60	*131	4	3	.242
2007	New Britain	5-4	3.23	15	14	1	0	0	86.1	78	34	31	6	5	23	76	2	0	.241
	Fort Myers	0-0	2.30	3	3	0	0	0	15.2	14	6	4	0	1	5	18	0	0	.241
2008	New Britain	3-8	5.67	20	20	0	0	0	101.2	126	71	64	12	3	37	76	1	0	.304
	Rochester	5-0	1.80	7	7	0	0	0	45.0	41	14	9	4	4	14	26	1	0	.243
2009	Rochester	4-5	3.28	13	13	0	0	0	79.2	79	31	29	4	3	21	45	2	0	.261
	MINNESOTA	3-7	6.25	12	12	0	0	0	59.0	76	43	41	12	2	20	34	0	0	.311
2010	Rochester	5-12	6.21	22	22	0	0	0	111.2	143	87	77	14	5	38	69	2	0	.312
2011	Rochester	2-1	3.90	6	6	1	0	0	32.1	35	14	14	3	0	7	25	0	0	.267
	MINNESOTA	4-7	4.32	27	11	0	0	0	102.0	111	53	49	9	6	26	55	3	1	.275
2012	MINNESOTA	3-6	5.03	44	5	0	0	0	96.2	106	57	54	15	0	31	62	3	0	.284
2013	MINNESOTA	3-2	2.91	48	0	0	0	0	96.0	89	33	31	7	1	22	69	1	0	.249
2014	MINNESOTA	3-2	4.60	50	4	0	0	0	86.0	100	48	44	5	0	28	47	0	2	.288
2015	CLEVELAND	0-0	3.38	10	0	0	0	0	13.1	18	9	5	1	0	4	13	0	0	.316
	Columbus	0-1	3.60	6	0	0	0	0	5.0	6	2	2	0	0	1	5	1	1	.286
	Doosan (Korea)	5-7	5.26	20	17	0	0	0	92.1	110	57	54	9	4	30	72	4	1	---
2016	Scranton/W-B	1-4	3.86	15	6	1	0	7	46.2	47	20	20	4	0	8	43	1	0	.263
	NEW YORK (AL)	1-2	5.52	26	0	0	0	0	31.0	28	19	19	10	1	7	31	1	0	.243
2017	CHICAGO (AL)	4-3	2.23	41	0	0	0	1	48.1	37	12	12	2	0	13	52	2	0	.216
	MILWAUKEE	2-1	2.48	29	0	0	0	1	29.0	21	9	8	4	2	9	39	0	0	.202
2018	NEW YORK (NL)	0-2	6.15	29	0	0	0	4	26.1	28	18	18	6	1	14	31	2	0	.280
	Las Vegas - a	2-0	10.13	3	0	0	0	0	2.2	4	3	3	0	0	2	3	3	0	.333
	Brooklyn - a	0-0	0.00	1	0	0	0	0	1.0	0	0	0	0	0	0	2	0	0	.000
2019	SEATTLE	2-2	5.27	15	0	0	0	3	13.2	14	11	8	6	0	8	17	1	0	.250
	ATLANTA	1-2	4.31	44	0	0	0	1	39.2	38	19	19	6	0	19	35	1	0	.252
<b>Minors Totals</b>		<b>55-54</b>	<b>3.98</b>	<b>177</b>	<b>155</b>	<b>5</b>	<b>1</b>	<b>8</b>	<b>871.2</b>	<b>903</b>	<b>431</b>	<b>385</b>	<b>66</b>	<b>31</b>	<b>265</b>	<b>717</b>	<b>23</b>	<b>7</b>	<b>.267</b>
<b>AL Totals</b>		<b>23-31</b>	<b>4.34</b>	<b>273</b>	<b>32</b>	<b>0</b>	<b>0</b>	<b>4</b>	<b>546.0</b>	<b>579</b>	<b>285</b>	<b>263</b>	<b>67</b>	<b>10</b>	<b>159</b>	<b>380</b>	<b>11</b>	<b>3</b>	<b>.273</b>
<b>NL Totals</b>		<b>3-5</b>	<b>4.26</b>	<b>102</b>	<b>0</b>	<b>0</b>	<b>0</b>	<b>6</b>	<b>95.0</b>	<b>87</b>	<b>46</b>	<b>45</b>	<b>16</b>	<b>3</b>	<b>42</b>	<b>105</b>	<b>3</b>	<b>0</b>	<b>.245</b>
<b>ML Totals</b>		<b>26-36</b>	<b>4.32</b>	<b>375</b>	<b>32</b>	<b>0</b>	<b>0</b>	<b>10</b>	<b>641.0</b>	<b>666</b>	<b>331</b>	<b>308</b>	<b>83</b>	<b>13</b>	<b>201</b>	<b>485</b>	<b>14</b>	<b>3</b>	<b>.269</b>

\* League leader  
a - Rehab assignment

**SWARZAK'S MAJOR LEAGUE HITTING TOTALS**

	AVG	AB	R	H	2B	3B	HR	RBI	SH	SF	HP	BB	SO	SB	CS	E
2013	.000	1	0	0	0	0	0	0	0	0	0	0	1	0	0	1
<b>Career</b>	<b>.000</b>	<b>5</b>	<b>0</b>	<b>0</b>	<b>0</b>	<b>0</b>	<b>0</b>	<b>0</b>	<b>0</b>	<b>0</b>	<b>0</b>	<b>0</b>	<b>4</b>	<b>0</b>	<b>0</b>	<b>1</b>

## SWARZAK'S CAREER TRANSACTIONS


- Selected by Minnesota Twins in 2nd round of June 2004 draft
- On injured list with a mild right rotator cuff strain, July 25-August 14, 2012
- On injured list with a left ribcage fracture, March 22-April 6, 2013
- Signed by Cleveland Indians as a minor league free agent, January 15, 2015
- Signed by New York Yankees as a minor league free agent, January 14, 2016
- On injured list with right rotator cuff inflammation, August 23-September 17, 2016; included rehab assignment to Trenton, September 16-17
- Signed by Chicago White Sox as a minor league free agent, January 20, 2017
- Traded to Milwaukee Brewers for Ryan Cordell (of), July 26, 2017
- Signed by New York Mets as a free agent, December 15, 2017
- On injured list with a strained left oblique, April 1-June 4, 2018; included rehab assignment to Las Vegas, May 29-June 4
- On injured list with right shoulder inflammation, August 4-September 7, 2018; included rehab assignment to Brooklyn, Sept. 3-7
- Traded to Seattle Mariners with Gerson Bautista (rhp), Jay Bruce (of), Justin Dunn (rhp) and Jarred Kelenic (of) for Robinson Cano (inf), Edwin Díaz (rhp) and cash, December 3, 2018
- On injured list with a right shoulder impingement, March 17-April 1, 2019
- Traded to Atlanta Braves for Jesse Biddle (lhp) and Arodys Vizcaino (rhp), May 20, 2019
- On injured list with right shoulder inflammation, June 29-July 11, 2019
- Signed by Philadelphia as a minor league free agent, February 5, 2020

## SWARZAK'S CAREER FIELDING

POSITION	PCT	G	PO	A	E	TC	DP
Pitcher	.987	375	28	49	1	78	3

## SWARZAK'S GAME HIGHS

**STRIKEOUTS:** 6 – 3 times, last: 9/27/11 vs KC... **WALKS:** 4 – 5/28/09 vs BOS... **LONGEST OUTING:** 8.0 inn. – 2 times, last: 9/5/11 vs CWS... **WINNING STREAK:** 4 games – 9/10/13-7/23/14... **LOSING STREAK:** 6 games – 8/1/09-5/23/11... **SCORELESS STREAK:** 22.1 inn. – 8/22/16-5/15/17



# MATT SZCZUR

OF

23

## NON-ROSTER INVITEE

@superSZCZ4

**B-T:** R-R

**HT:** 6-0; **WT:** 200

**OPENING DAY AGE:** 30

**BORN:** July 20, 1989, Cape May, NJ

**RESIDES:** Cape May, NJ

**ML SERVICE:** 3 years, 64 days

**HOW OBTAINED:** Signed by Phillies as a minor league free agent, 12/16/19

### 2019

- Was a non-roster invitee to ARI's spring training
- Spent entire season in ARI's organization, primarily playing for Reno (AAA)
- Hit for the cycle on 5/20 vs Tacoma
- Named Pacific Coast League Player of the Week, 5/27-6/2
- Limited to 44 games with Reno due to three injured list stints: start of season-5/15 (left oblique muscle strain), 6/15-7/14 (left quadriceps strain) and 7/31-8/25 (left quadriceps strain)
- Appeared in three games with Arizona League D-backs (R) on a rehab assignment in July

### 2018

- Opened season with SD
- Made his third consecutive Opening Day roster
- Started at all three outfield positions for SD
- Appeared in 10 games with El Paso (AAA)
- Was on the IL with right knee inflammation from 7/26-end of season

### 2017

- Set career highs in games, at-bats, doubles, OBP and walks
- Made CHI's Opening Day roster
- Was traded to SD on 5/8
- Slugged his first career leadoff HR, 5/12 at CWS (Miguel Gonzalez)
- Hit his first career pinch-hit HR on 6/9 vs KC (Matt Strahm)
- Collected a club-record four hits off the bench on 7/21 at SF; his four hits also marked a career high
- Was on the bereavement list, 8/17-21
- Committed his first ML error on 9/17 at COL (4th inning); began his ML career by not making an error in 1,035.2 consecutive innings in the outfield

### 2016

- Set career highs in AVG (.259), SLG (.400), OPS (.712), hits (48), HR (5), RBI (24) and runs scored (30)
- Spent season with CHI
- Ranked T-6th in MLB with 12 hits as a pinch-hitter
- Hit his first career grand slam on 4/29 vs ATL (Chris Withrow)
- Was on the IL with a right hamstring strain from 5/3-20; included a rehab assignment to Tennessee (AA)
- Logged his first career multi-HR game, 8/12 vs STL
- Posted a 1.000 fielding percentage over 70 games (29 starts) in the outfield
- Did not appear in the postseason during CHI's World Series championship run

### 2015

- Made CHI's Opening Day roster (first of his career)
- Shuttled between CHI and Iowa (AAA) all season
- Made appearances at all three outfield positions for CHI
- Collected his first career walk-off hit (single) on 5/15 vs PIT
- Had a 14-game hitting streak with Iowa from 7/20-8/13

### 2014

- Began season with Iowa
- Had his contract selected by CHI on 8/17 and made his ML debut that same day at NYM
- Collected his first ML hit on 8/21 vs SF (single off Madison Bumgarner)
- Slugged his first career HR, 9/13 at PIT (Justin Wilson)
- With Iowa, posted a .996 fielding percentage and had 12 outfield assists

### 2013

- Spent entire year with Tennessee (AA)
- Selected as a Southern League midseason and postseason All-Star
- Led the SL in hits, ranked T-3rd in runs scored and T-7th in AVG

### 2012

- Began season with Daytona (A)
- Named a Florida State League midseason All-Star
- Was on the IL from 6/5-17 with a left knee contusion
- Promoted to Tennessee on 7/27 for the remainder of the season
- At the time of his promotion, was leading the FSL in runs scored and stolen bases

### 2011

- Opened year with Peoria (A)
- Named a Midwest League midseason All-Star
- Selected to the U.S. roster for the All-Star Futures Game
- Finished season with Daytona
- Batted .368 during the postseason, helping Daytona win the FSL title

### 2010

- Began his professional career
- Played for Arizona League Cubs (R), Boise (A) and Peoria
- Hit safely in his first 21 pro games

## PERSONAL

Matthew Szczur (pronounced SEE-zur)... Married, wife's name is Natalie (11/21/14); has one son, Matthew (1/1/2020)... 2007 graduate of Lower Cape May Regional High School (NJ)... Attended Villanova University (PA), where he played baseball and football... In 2010, was the first Villanova baseball player to hit .400 or better (.443) since 1997 and earned First-Team All-Big East honors... Donated peripheral blood cells to a young patient battling leukemia who had a 1-in-80,000 chance of finding a match... Missed 10 games of the 2010 collegiate baseball season due to medication taken in advance of the donation... Played wide

receiver for Villanova's football team, helping the Wildcats to the quarterfinals of the Division I Football Championship in 2008, the national title in 2009 and the semifinals in 2010... Scored two touchdowns and was named the Most Valuable Player of the national championship game in 2009 against the University of Montana... Created the Matthew Szczur Foundation, t/a Szcz the Day, which is a not-for-profit 501(c)(3) organization dedicated to improving lives of the afflicted and less fortunate through philanthropy, charity and the promotion of volunteerism (szcztheday.com)... **Hobby:** Painting... **Signed by:** Tim Adkins.

## MATT SZCZUR'S CAREER STATISTICS

YEAR	TEAM	AVG	G	AB	R	H	2B	3B	HR	RBI	SH	SF	HP	BB	SO	SB	CS	OBP	SLG	OPS	E
2010	AZL Cubs	.500	1	2	1	1	0	0	0	0	0	0	1	1	0	1	0	.750	.500	1.250	0
	Boise	.397	18	73	17	29	9	0	0	8	0	2	1	6	11	1	0	.439	.521	.960	1
	Peoria	.192	6	26	6	5	1	1	0	2	0	0	1	3	5	0	0	.300	.308	.608	1
2011	Peoria	.314	66	274	55	86	15	1	5	27	0	1	2	21	28	17	5	.366	.431	.796	1
	Daytona	.260	43	173	20	45	7	2	5	19	2	1	1	5	20	7	0	.283	.410	.694	2
2012	Daytona	.295	78	295	68	87	19	4	2	34	2	4	4	47	50	38	12	.394	.407	.801	1
	Tennessee	.210	35	143	24	30	7	4	2	6	0	0	1	14	29	4	2	.285	.357	.641	1
2013	Tennessee	.281	128	512	78	*144	27	4	3	44	3	3	6	50	75	22	12	.350	.367	.717	2
2014	Iowa	.261	116	414	52	108	16	1	1	24	9	1	3	30	78	30	7	.315	.312	.626	1
	CHICAGO (NL)	.226	33	62	6	14	2	0	2	5	0	0	0	4	11	0	0	.273	.355	.628	0
2015	CHICAGO (NL)	.222	47	72	5	16	5	0	1	8	1	1	0	6	15	2	0	.278	.333	.612	0
	Iowa	.292	70	267	40	78	12	2	8	31	6	4	6	22	51	20	5	.355	.442	.796	0
2016	CHICAGO (NL)	.259	107	185	30	48	9	1	5	24	1	0	1	13	39	2	4	.312	.400	.712	0
	Tennessee - a	.000	1	1	1	0	0	0	0	0	0	0	0	1	1	0	0	.500	.000	.500	0
2017	CHICAGO (NL)	.211	15	19	2	4	1	0	0	3	1	1	0	2	4	0	0	.273	.263	.536	0
	SAN DIEGO	.227	104	176	26	40	11	2	3	15	2	0	4	32	40	0	2	.358	.364	.722	1
	CHI/SD	.226	119	195	28	44	12	2	3	18	3	1	4	34	44	0	2	.350	.354	.704	1
2018	SAN DIEGO	.187	57	75	11	14	3	0	1	6	1	0	0	8	24	3	0	.265	.267	.532	0
	El Paso	.316	10	38	4	12	3	1	0	6	0	1	0	4	7	0	0	.372	.447	.819	0
	Reno	.322	44	149	34	48	12	1	8	28	0	4	0	19	27	0	3	.390	.577	.967	0
	AZL D-backs	.182	3	11	5	2	1	1	0	1	0	0	0	1	1	0	0	.250	.455	.705	0
<b>Minors Totals</b>		<b>.284</b>	<b>619</b>	<b>2378</b>	<b>405</b>	<b>675</b>	<b>129</b>	<b>22</b>	<b>34</b>	<b>230</b>	<b>22</b>	<b>21</b>	<b>26</b>	<b>224</b>	<b>383</b>	<b>140</b>	<b>46</b>	<b>.349</b>	<b>.399</b>	<b>.749</b>	<b>10</b>
<b>ML Totals</b>		<b>.231</b>	<b>363</b>	<b>589</b>	<b>80</b>	<b>136</b>	<b>31</b>	<b>3</b>	<b>12</b>	<b>61</b>	<b>6</b>	<b>2</b>	<b>5</b>	<b>65</b>	<b>133</b>	<b>7</b>	<b>6</b>	<b>.312</b>	<b>.355</b>	<b>.666</b>	<b>1</b>

\* League leader

a - Rehab assignment

## SZCZUR'S CAREER TRANSACTIONS

- Selected by Los Angeles Dodgers in 38th round of June 2007 draft, but did not sign
- Selected by Chicago Cubs in 5th round of June 2010 draft
- Traded to San Diego Padres for Justin Hancock (rhp), May 8, 2017
- On injured list with a right hamstring strain, May 3-20, 2016; included rehab assignment to Tennessee, May 19-20
- Signed by Arizona Diamondbacks as a minor league free agent, December 14, 2018
- Signed by Philadelphia as a minor league free agent, December 16, 2019

## SZCZUR'S CAREER FIELDING


POSITION	PCT	G	PO	A	E	TC	DP
Outfield	.997	242	281	4	1	286	2

## SZCZUR'S GAME HIGHS

**HITS:** 4 - 7/21/17 at SF... **RUNS:** 4 - 8/12/16 vs STL... **DOUBLES:** 2 - 7/18/16 vs NYM... **TRIPLES:** 1... **HOME RUNS:** 2 - 8/12/16 vs STL... **RBI:** 4 - 4/29/16 vs ATL... **WALKS:** 3 - 6/6/17 at ARI... **STOLEN BASES:** 1... **HITTING STREAK:** 5 games - 7/29-8/7/16

## SZCZUR'S NOTABLE HOMERS

**GRAND SLAMS:** 1 - 4/29/16 vs ATL (Chris Withrow)... **INSIDE-THE-PARK HR:** None... **LEADOFF HR:** 1 - 5/12/17 at CWS (Miguel Gonzalez)... **PINCH HR:** 1 - 6/9/17 vs KC (Matt Strahm)... **WALK-OFF HR:** None



# RONALD TORREYES

INF

74

## NON-ROSTER INVITEE

**B-T:** R-R

**HT:** 5-8; **WT:** 155

**OPENING DAY AGE:** 27

**BORN:** September 2, 1992, Libertador de Barinas, VZ

**RESIDES:** Libertador de Barinas, VZ

**ML SERVICE:** 2 years, 159 days

**HOW OBTAINED:** Signed by Phillies as a minor league free agent, 1/2/20

### 2019

- Began season with Rochester (AAA)
- Of his 79 games with Rochester, had eight 3-hit games
- Defensively at the triple-A level, primarily played SS (64 starts), but also made starts at 2nd base, 3rd base, LF and RF
- Was placed on the temporarily inactive list on 5/4
- Was placed on the restricted list on 5/24 and reinstated on 6/25
- Appeared in seven games with MIN in September

### 2018

- Made his third consecutive Opening Day roster with NYY
- Had multiple stints with Scranton/Wilkes-Barre (AAA)
- While with Scranton/Wilkes-Barre, was placed on the temporarily inactive list on 6/27 to deal with a family health issue and was reinstated on 7/23
- Had a brief stint with Tampa (A) in late July
- Finished the year with NYY
- Defensively for NYY, made starts at 2nd base (14), 3rd base (5) and SS (5)

### 2017

- Spent full season with NYY
- Was NYY's starting shortstop on Opening Day
- Recorded his first career walk-off hit (single) in the 10th inning on 6/23 vs TEX
- Set career highs in games, runs scored, hits, doubles, HR, RBI and walks
- With 43 starts at 2nd base, 26 at SS and 16 at 3rd base, was one of five ML players to make at least 15 starts at each of those positions (also: NYM's Asdrúbal Cabrera and José Reyes, SD's Yangervis Solarte and SF/BOS' Eduardo Núñez)
- Made his postseason debut in Game 2 of the AL Division Series, 10/6 at CLE

### 2016

- Made his first career Opening Day roster and spent the entire year in the majors during his first season with NYY
- In his first three games with NYY, went 6-for-9 with three runs scored and two RBI
- Was the defensive replacement at 3rd base for Alex Rodríguez on 8/12 vs TB, which was Rodríguez's final career game
- Slugged his first career HR (Jered Weaver), collected a career-high four hits and scored a career-high three runs on 8/19 at LAA

### 2015

- Began season with Fresno (AAA) in HOU's organization
- Traded to TOR on 5/15
- Briefly played for New Hampshire (AA) before being traded to LAD on 6/12
- Had stints with Tulsa (AA) and Oklahoma City (AAA) before being recalled by LAD on 9/13
- Made his ML debut on 9/13 at ARI, entering the game in the 5th inning as a defensive replacement at 2nd base
- Collected his first career hit (double) off Randall Delgado during his ML debut

### 2014

- Was a non-roster invitee at HOU's ML spring training
- Played entire regular season with Oklahoma City and led the club in hits, triples, runs, games and at-bats
- Averaged just one strikeout per 19.96 plate appearances (26 SO/519 PA), making him the 2nd-hardest player to strike out in the minor leagues
- Made Pacific Coast League history by setting a new single-season record in the modern era with 21 sacrifice hits

### 2013

- Opened the season on the IL with a viral infection and was reinstated on 4/12
- Began year with Tennessee (AA) after his IL stint
- Traded to HOU on 7/2
- Spent remainder of season with Corpus Christi (AA), where he was one of the three youngest players in the Texas League

### 2012

- Spent entire season with Daytona (A)

### 2011

- Played whole year with Dayton (A)
- Named a Low Class-A All-Star by *Baseball America*

### 2010

- Combined to hit .370 with a .999 OPS in 91 games for the Venezuelan Summer League Reds (R), Arizona League Reds (R) and Dayton in his first professional season

### PERSONAL

Ronald Alcides Torreyes (pronounced toe-RAY-ez)... Married to Anarelys; has one son, Moises... **Signed by:** José Fuentes.

## RONALD TORREYES' CAREER STATISTICS

YEAR	CLUB	AVG	G	AB	R	H	2B	3B	HR	RBI	SH	SF	HP	BB	SO	SB	CS	OBP	SLG	OPS	E
2010	VSL Reds	.390	67	241	56	94	20	10	4	33	1	4	16	23	11	23	15	.468	.606	1.074	17
	AZL Reds	.349	18	83	13	29	7	1	1	11	2	0	3	1	5	2	2	.379	.494	.873	0
	Dayton	.240	6	25	3	6	2	1	0	2	0	0	0	3	0	0	0	.240	.400	.640	0
2011	Dayton	.356	67	278	53	99	9	5	3	41	7	1	6	14	19	12	7	.398	.457	.855	3
	Daytona	.264	115	421	62	111	23	5	6	47	5	6	10	32	29	13	4	.326	.385	.711	11
2013	Tennessee	.263	65	224	32	59	13	4	2	25	9	4	6	22	15	4	0	.340	.384	.724	3
	Corpus Christi	.278	38	151	19	42	6	2	0	12	4	0	1	6	14	1	1	.310	.344	.654	3
2014	Oklahoma City	.298	126	460	65	137	20	5	2	46	*21	3	10	25	26	12	9	.345	.376	.721	13
2015	Fresno	.200	19	70	7	14	1	0	0	5	1	0	0	1	9	0	1	.211	.214	.426	5
	New Hampshire	.140	16	50	4	7	2	0	0	9	0	0	0	4	2	2	0	.204	.180	.384	0
	Tulsa	.293	62	249	39	73	13	2	4	19	1	2	2	20	23	3	3	.348	.410	.758	7
	Oklahoma City	.306	13	49	10	15	2	1	0	3	0	1	1	2	4	0	0	.340	.388	.727	2
	LOS ANGELES (NL)	.333	8	6	1	2	1	0	0	1	1	0	0	1	1	0	0	.429	.500	.929	0
2016	NEW YORK (AL)	.258	72	155	20	40	7	4	1	12	1	1	1	10	20	2	1	.305	.374	.680	3
2017	NEW YORK (AL)	.292	108	315	35	92	15	1	3	36	5	4	1	11	43	2	0	.314	.375	.689	4
2018	NEW YORK (AL)	.280	41	100	9	28	7	1	0	7	0	0	0	2	16	0	0	.294	.370	.664	2
2019	Scranton/W-B	.247	26	97	9	24	3	0	0	8	0	1	1	7	11	0	0	.302	.278	.580	0
	Tampa	.286	4	14	2	4	0	0	0	1	0	1	0	0	0	0	0	.267	.286	.552	1
	Rochester	.256	79	308	48	79	11	1	11	42	5	1	4	12	33	2	1	.289	.406	.695	4
2019	Ft. Myers	.222	2	9	0	2	0	0	0	0	0	0	0	2	0	0	0	.222	.222	.444	0
	MINNESOTA	.188	7	16	3	3	0	0	0	1	0	0	1	0	3	1	0	.235	.188	.423	1
<b>Minors Totals</b>		<b>.291</b>	<b>723</b>	<b>2729</b>	<b>422</b>	<b>795</b>	<b>132</b>	<b>37</b>	<b>33</b>	<b>304</b>	<b>52</b>	<b>28</b>	<b>60</b>	<b>169</b>	<b>206</b>	<b>74</b>	<b>43</b>	<b>.343</b>	<b>.403</b>	<b>.746</b>	<b>69</b>
<b>AL Totals</b>		<b>.278</b>	<b>228</b>	<b>586</b>	<b>67</b>	<b>163</b>	<b>29</b>	<b>6</b>	<b>4</b>	<b>56</b>	<b>6</b>	<b>5</b>	<b>3</b>	<b>23</b>	<b>82</b>	<b>5</b>	<b>1</b>	<b>.306</b>	<b>.369</b>	<b>.675</b>	<b>10</b>
<b>NL Totals</b>		<b>.333</b>	<b>8</b>	<b>6</b>	<b>1</b>	<b>2</b>	<b>1</b>	<b>0</b>	<b>0</b>	<b>1</b>	<b>1</b>	<b>0</b>	<b>0</b>	<b>1</b>	<b>0</b>	<b>0</b>	<b>0</b>	<b>.429</b>	<b>.500</b>	<b>.929</b>	<b>0</b>
<b>ML Totals</b>		<b>.279</b>	<b>236</b>	<b>592</b>	<b>68</b>	<b>165</b>	<b>30</b>	<b>6</b>	<b>4</b>	<b>57</b>	<b>7</b>	<b>5</b>	<b>3</b>	<b>24</b>	<b>83</b>	<b>5</b>	<b>1</b>	<b>.308</b>	<b>.370</b>	<b>.678</b>	<b>10</b>

\* League leader

## TORREYES' DIVISION SERIES STATISTICS

YEAR	CLUB, OPP	AVG	G	AB	R	H	2B	3B	HR	RBI	SH	SF	HP	BB	SO	SB	CS	OBP	SLG	OPS	E
2017	NY, CLE	.000	1	1	0	0	0	0	0	0	0	0	0	0	1	0	0	.000	.000	.000	0

## TORREYES' LEAGUE CHAMPIONSHIP SERIES STATISTICS

YEAR	CLUB, OPP	AVG	G	AB	R	H	2B	3B	HR	RBI	SH	SF	HP	BB	SO	SB	CS	OBP	SLG	OPS	E
2017	NY, HOU	---	1	0	0	0	0	0	0	0	0	0	0	0	0	0	0	---	---	---	0

## TORREYES' CAREER TRANSACTIONS

- Signed by Cincinnati Reds as an amateur free agent, February 23, 2010
- Traded to Chicago Cubs with Dave Sappelt (of) and Travis Wood (lhp) for Sean Marshall (lhp), December 23, 2011
- Traded to Houston Astros for two international bonus pool slots, July 2, 2013
- Traded to Toronto Blue Jays for cash considerations, May 15, 2015
- Traded to Los Angeles Dodgers for cash considerations, June 12, 2015
- Traded to New York Yankees with Tyler Olson (lhp) for Rob Segedin (inf/of) and cash considerations, January 12, 2016
- Claimed off waivers by Los Angeles Angels, January 25, 2016
- Claimed off waivers by New York Yankees, February 1, 2016
- Traded to Chicago Cubs for cash considerations, November 28, 2018
- Signed by Minnesota Twins as a free agent, December 6, 2018
- Signed by Philadelphia as a minor league free agent, January 2, 2020

## TORREYES' CAREER FIELDING

POSITION	PCT	G	PO	A	E	TC	DP
Second base	.993	93	125	160	2	287	33
Third base	.968	75	23	129	5	157	12
Shortstop	.982	66	50	113	3	166	19
Outfield	1.000	4	2	0	0	2	0

## TORREYES' GAME HIGHS

**HITS:** 4 – 3 times, last: 8/23/17 at DET... **RUNS:** 3 – 2 times, last: 6/30/17 at HOU... **DOUBLES:** 2 – 2 times, last: 9/25/17 vs KC...  
**TRIPLES:** 1... **HOME RUNS:** 1... **RBI:** 3 – 7/30/17 vs TB... **WALKS:** 2 – 6/30/17 at HOU... **STOLEN BASES:** 2 – 7/1/17 at HOU...  
**HITTING STREAK:** 9 games – 4/7-27/18



# VINCE VELASQUEZ

RHP

21

@vjvelasquezrhp

**B-T:** R-R

**HT:** 6-3; **WT:** 212

**OPENING DAY AGE:** 27

**BORN:** June 7, 1992, Montclair, CA

**RESIDES:** Pomona, CA

**ML SERVICE:** 4 years, 86 days

**HOW OBTAINED:** Acquired from Houston Astros with Mark Appel, Brett Oberholtzer, Thomas Eshelman and Harold Arauz for Ken Giles and Jonathan Arauz, 12/12/15


## 2019

- Allowed two runs or fewer and pitched at least 5.0 innings in each of his first four starts, posting a 2.08 ERA (5 ER, 21.2 IP)
- Carried a no-hitter through 5.2 innings on 4/14 at MIA, the fourth time he had carried a no-hitter through at least 5.0 innings since the start of 2018
- Was on the 10-day IL, 5/8-23, with a right forearm strain
- On 6/22 vs MIA, recorded the first start by a Phillie with at least 5.0 IP and 1 or 0 baserunners since Roy Halladay's perfect game on 5/29/10 and 1 of only 15 such games by any Phillie since 1908
- On 6/28 at MIA, struck out his 500th career batter, accomplishing the feat in 457.0 career innings pitched
- Clubbed his first career home run on 6/28 at MIA (Elieser Hernandez)
- On 8/2 vs CWS, entered the game as a pinch-runner and went on to play 2.0 innings in left field, his first career appearance as a position player
- Became the first ML pitcher to record an outfield assist in a game since 5/17/1950, when Ned Garver did so for the St. Louis Browns
- Made 10 relief appearances between April and June, posting a 0.93 ERA (1 ER, 9.2 IP) in nine of those 10 (4 ER, 0.2 IP in the other)
- Overall, posted a 4.96 ERA (59 ER, 107.0 IP) as a starter and 4.35 ERA (5 ER, 10.1 IP) in relief
- Made only eight of his 23 starts at home and allowed three runs or fewer in six of them
- As a batter, hit .233 (7-30), 3 RBI, 2 BB
- Joined Cole Hamels as the only Phillies pitchers over the last 20 years (since 2000) to bat at least .200 in three separate seasons (min. 35 PA per season)

## 2018

- Made his 3rd career and 3rd consecutive Opening Day roster
- Posted a 2.34 ERA (11 ER, 42.1 IP) with 1 HR allowed in 8 road starts, 5/5-8/21
- On 5/10 vs SF became the first Phillies pitcher with 12 or more strikeouts and multiple hits at the plate since 9/16/13 (Cliff Lee, 14 SO, 3 H)
- Tied a career-high 3-game winning streak, 5/5-17
- Went 3-1 with a 2.30 ERA (7 ER, 27.1 IP) and 36 SO in 5 May starts; it was the lowest ERA of any month in his career (min. 5 starts)
- Carried a no-hitter through at least 5.0 innings three separate times (5/28 at LAD, 6/14 vs COL, 7/22 vs SD), something all Phillies did three times from 2013-17
- Was on the 10-day IL, 7/1-10, with a right forearm contusion after being struck with a line drive

- Earned a win in relief on 7/24 vs LAD, two days after earning a win in a start; it was his first game in relief since 10/2/15 at ARI and first career win in relief
- Posted a 0.95 ERA (2 ER, 19.0 IP) in July, the lowest ERA among any NL pitcher with at least 15.0 IP, and 4th-lowest in MLB
- Became the first Phillies starter to go 8 straight starts without allowing a home run (6/30-8/21) since Roy Halladay went 10 straight, 7/24-9/14/11
- Issued one walk or none in nine of 13 starts from 6/30-9/20
- Surrendered only two home runs in 59.2 IP over parts of his final 16 appearances (15 starts) of the season
- His 0.52 HR/9.0 IP (3 HR, 52.1 IP) following the All-Star break was 10th among all ML starters (min. 10 starts)
- Held RHH to a .211/.298/.308 slash line and was the only pitcher in baseball to face at least 300 RHH and allow 3 HR or fewer
- Allowed 4 hits or fewer in 16 of his starts, joining Aaron Nola (19 in 2018) and Grover Cleveland Alexander (16 in 1915) as the only Phillies to do so since 1908



- Became the fourth Phillie of the season to make 30 starts, marking the sixth time in franchise history they accomplished that feat (last: 2008)

## 2017

- Made his 2nd consecutive Opening Day roster
- Struck out 10 batters in 4.0 innings in his season debut on 4/7 vs WSH, becoming the first Phillie in the modern era (since 1900) to finish a game with 10 or more strikeouts and 4.0 or fewer IP
- Was the first Phillies starter with 10 or more SO in the first 4.0 innings of a game since Cole Hamels, 7/24/06 vs ATL
- Was on the 10-day IL, 5/31-7/17, with a right flexor strain; included rehab assignments to Lehigh Valley (AAA), Reading (AA) and Clearwater (A), 7/1-17
- Had a 2.96 ERA (9 ER, 27.1 IP) in 6 starts from 5/25-8/4
- Stranded 74.4% of the runners he allowed on base, the 3rd-best percentage of all Phillies starters (min. 5 starts)
- Placed on the 10-day IL on 8/11 with a right middle finger injury; transferred to the 60-day IL on 8/22
- Had surgery on his right middle finger on 9/6 (Dr. Gregory Pearl) and missed the remainder of the season

## 2016

- Made his first Opening Day roster
- Went 8-2, 3.15 ERA through his first 16 starts and 0-4, 5.96 ERA in his final 8 starts
- Collected 9 SO on 4/9 at NYM, most by a starter in his Phillies debut since Roy Halladay (4/5/10 at WSH, 9 SO)
- Had a 15.0-inning scoreless streak to begin his Phillies career, the longest since Marty Bystrom's 19.0-inning streak in 1980
- Struck out 16 batters in a 3-hit SHO, 4/14 vs SD
- His 16 SO were the 3rd-most in Phillies history and the second-most in a 9.0-inning game
- Became the 4th ML pitcher since 1893 to throw a SHO with 16 or more SO, 0 BB and allow 3 hits or fewer (others: Kerry Wood, 5/6/98 vs HOU; Roger Clemens, 8/25/98 vs KC and Max Scherzer, 10/3/15 at NYM)
- Was the third pitcher in ML history aged 23 or younger to throw a SHO with 0 walks and 16 or more SO (others: Doc Gooden, 9/12/84 vs PIT and Kerry Wood, 5/6/98 vs HOU)
- His 25 SO through his first 2 career starts with the Phillies were the most in franchise history (previous: Jim Bunning, 20 SO, 4/15-24/64)
- Had 3 double-digit SO games: 4/14 vs SD, 5/17 vs MIA and 8/16 vs LAD
- Was on the 15-day IL, 6/9-26 (right biceps strain); made 1 rehab start for Reading

## 2015

- Entered the season ranked as the 4th-best prospect in HOU's system by *Baseball America*
- Attended his first ML spring training camp with HOU, but did not make an appearance after suffering a strained right lat
- Began the season on the 7-day IL and rehabbed in extended spring training
- Activated on 5/8 and transferred to Corpus Christi (AA)
- Went 3-0, 1.37 ERA (4 ER, 26.1 IP) in 5 starts from 5/8-6/2
- Had his contract selected on 6/10 and made his ML debut that day at CWS (5.0 IP, 3 H, 4 BB, 5 SO)

- Did not record a decision in each of his first 5 starts, despite leaving all 5 with a lead
- Earned his 1st ML win, 7/21 vs BOS
- Allowed 3 ER or fewer in 5 of his 7 starts with HOU
- Made his 1st career relief appearance, 7/26 at KC
- Was optioned to Corpus Christi twice: 7/7-20 and 8/1-19

## 2014

- Prior to the season, was ranked as the 6th-best prospect in HOU's system by *Baseball America*
- Started Opening Day for Lancaster (A), his 3rd straight Opening Day start
- Was twice named California League Pitcher of the Week: 4/3-13 and 8/11-17
- Averaged 12.79 SO/9.0 IP (91 SO, 64.0 IP)
- Went 4-0, 3.13 ERA (8 ER, 23.0 IP) in 6 April games (3 GS)
- Placed on the 7-day IL on 5/10 (strained groin)
- Rehabbed with the Gulf Coast League Astros (R) before being activated on 7/28
- Missed his final scheduled start of the season with a strained right lat
- Went 1-0, 3.00 ERA (4 ER, 12.0 IP) with 13 SO in the postseason for Lancaster
- Pitched for Salt River in the Arizona Fall League

## 2013

- Began the season with Quad Cities (A)
- Led the Midwest League in SO/9.0 IP (10.06) and T-2nd in SO (123)
- Went 8-3, 2.59 ERA (24 ER, 83.1 IP) in 16 starts
- Promoted to Lancaster on 8/20 and made 3 starts
- Combined to go 9-6, 3 SV, 3.54 ERA (49 ER, 124.2 IP) with 142 SO between the two levels

## 2012

- Made the Opening Day start for Tri-City (A), 6/18 at Vermont (W, 5.0 IP)
- Averaged 10.05 SO/9.0 IP (51 SO, 45.2 IP)
- Following the season, was named the 14th-best prospect in the New York-Penn League by *Baseball America*

## 2011

- Missed the entire season while recovering from Tommy John surgery

## 2010

- Made his pro debut with Greeneville (R)
- Following the season, was ranked as the 11th-best prospect in the Appalachian League by *Baseball America*
- Underwent Tommy John surgery on his right elbow on 9/22 (Dr. Thomas Mehlhoff)

## PERSONAL

Vincent John Velasquez (pronounced veh-LAS-kehzh)... 2010 graduate of Garey High School (CA)... Played shortstop and pitched in high school... Was a three-time All-Mt. Baldy League First-Team Infielder... Was named team MVP in 2009 in his junior season; went 6-1, 1.89 ERA on the mound and batted .608 with 14 2B, 29 RBI and 18 steals that season...

**Signed by:** Tim Costic.



## VINCE VELASQUEZ'S CAREER STATISTICS

YEAR	CLUB	W-L	ERA	G	GS	CG	SHO	SV	IP	H	R	ER	HR	HB	BB	SO	WP	BK	AVG
2010	Greeneville	2-2	3.07	8	6	0	0	0	29.1	24	12	10	4	2	5	25	0	0	.216
2011	Injured – Did not pitch																		
2012	Tri-City	4-1	3.35	9	9	0	0	0	45.2	37	19	17	2	3	17	51	4	2	.223
2013	Quad Cities	9-4	3.19	25	16	0	0	3	110.0	90	43	39	7	6	33	123	5	1	.221
	Lancaster	0-2	6.14	3	3	0	0	0	14.2	14	10	10	2	2	8	19	1	0	.259
2014	Lancaster	7-4	3.74	15	10	0	0	0	55.1	45	24	23	6	3	23	72	2	0	.223
	GCL Astros	0-1	2.08	3	3	0	0	0	8.2	5	2	2	0	3	2	19	0	0	.167
2015	Corpus Christi	4-0	1.91	9	5	0	0	0	33.0	20	9	7	2	1	13	45	1	0	.175
	HOUSTON	1-1	4.37	19	7	0	0	0	55.2	50	28	27	5	2	21	58	3	0	.240
2016	PHILLIES	8-6	4.12	24	24	1	1	0	131.0	129	64	60	21	1	45	152	3	0	.263
	Reading - a	1-0	1.80	1	1	0	0	0	5.0	2	1	1	1	0	1	3	0	0	.118
2017	PHILLIES	2-7	5.13	15	15	0	0	0	72.0	74	44	41	15	3	34	68	2	1	.270
	Clearwater - a	0-1	1.80	1	1	0	0	0	5.0	2	1	1	1	0	1	5	0	0	.125
	Lehigh Valley - a	0-0	4.50	1	1	0	0	0	2.0	1	1	1	0	0	1	0	0	0	.200
	Reading - a	0-0	6.00	1	1	0	0	0	3.0	3	3	2	1	0	1	4	0	0	.250
2018	PHILLIES	9-12	4.85	31	30	0	0	0	146.2	138	83	79	16	8	59	161	9	0	.250
2019	PHILLIES	7-8	4.91	33	23	0	0	0	117.1	120	69	64	26	9	43	130	5	0	.262
<b>Minors Totals</b>		<b>27-15</b>	<b>3.26</b>	<b>76</b>	<b>56</b>	<b>0</b>	<b>0</b>	<b>3</b>	<b>311.2</b>	<b>243</b>	<b>125</b>	<b>113</b>	<b>26</b>	<b>20</b>	<b>105</b>	<b>366</b>	<b>13</b>	<b>3</b>	<b>.214</b>
<b>AL Totals</b>		<b>1-1</b>	<b>4.37</b>	<b>19</b>	<b>7</b>	<b>0</b>	<b>0</b>	<b>0</b>	<b>55.2</b>	<b>50</b>	<b>28</b>	<b>27</b>	<b>5</b>	<b>2</b>	<b>21</b>	<b>58</b>	<b>3</b>	<b>0</b>	<b>.240</b>
<b>NL Totals</b>		<b>26-33</b>	<b>4.70</b>	<b>103</b>	<b>92</b>	<b>1</b>	<b>1</b>	<b>0</b>	<b>467.0</b>	<b>461</b>	<b>260</b>	<b>244</b>	<b>78</b>	<b>21</b>	<b>181</b>	<b>511</b>	<b>19</b>	<b>1</b>	<b>.260</b>
<b>ML Totals</b>		<b>27-34</b>	<b>4.67</b>	<b>122</b>	<b>99</b>	<b>1</b>	<b>1</b>	<b>0</b>	<b>522.2</b>	<b>511</b>	<b>288</b>	<b>271</b>	<b>83</b>	<b>23</b>	<b>202</b>	<b>569</b>	<b>22</b>	<b>1</b>	<b>.258</b>

a - Rehab assignment

## VELASQUEZ'S MAJOR LEAGUE HITTING TOTALS

	AVG	AB	R	H	2B	3B	HR	RBI	SH	SF	HP	BB	SO	SB	CS	E
2019	.233	30	2	7	0	0	1	3	4	0	0	2	9	0	0	4
<b>Career</b>	<b>.224</b>	<b>134</b>	<b>9</b>	<b>30</b>	<b>2</b>	<b>0</b>	<b>1</b>	<b>5</b>	<b>12</b>	<b>0</b>	<b>0</b>	<b>4</b>	<b>40</b>	<b>0</b>	<b>0</b>	<b>9</b>

## VELASQUEZ'S CAREER TRANSACTIONS


- Selected by Houston Astros in 2nd round of June 2010 draft
- Traded to Philadelphia with Mark Appel (rhp), Brett Oberholtzer (lhp), Thomas Eshelman (rhp) and Harold Arauz (rhp) for Ken Giles (rhp) and Jonathan Arauz (inf), December 12, 2015
- On injured list with a right biceps strain, June 9-26, 2016; included a rehab assignment to Reading, June 21-26
- On injured list with a right flexor strain, May 31-July 17, 2017; included rehab assignments to Lehigh Valley, July 1-5; Reading, July 6-12; and Clearwater, July 13-17
- On injured list with a right middle finger injury, August 11, 2017 through the remainder of the season
- On injured list with a right forearm contusion, July 1-10, 2018
- On injured list with a right forearm strain, May 8-23, 2019

## VELASQUEZ'S CAREER FIELDING

POSITION	PCT	G	PO	A	E	TC	DP
Pitcher	.902	122	28	55	9	92	7
Outfield	1.000	1	1	1	0	2	0

## VELASQUEZ'S GAME HIGHS

**LOW-HIT CG:** 3 – 4/14/16 vs SD... **SHUTOUTS:** 1 – 4/14/16 vs SD... **STRIKEOUTS:** 16 – 4/14/16 vs SD... **WALKS:** 6 – 8/4/17 at COL... **LONGEST OUTING:** 9.0 inn. – 4/14/16 vs SD... **WINNING STREAK:** 3 games – 6 times, last: 8/16-9/17/19... **LOSING STREAK:** 6 games – 2 times, last: 5/6/17-3/31/18... **SCORELESS STREAK:** 15.0 inn. – 2 times, last: 7/11-28/18



# NEIL WALKER

INF

12

## NON-ROSTER INVITEE

@NeilWalker18

**B-T:** S-R

**HT:** 6-2; **WT:** 214

**OPENING DAY AGE:** 34

**BORN:** September 10, 1985, Pittsburgh, PA

**RESIDES:** Gibsonia, PA

**ML SERVICE:** 9 years, 166 days

**HOW OBTAINED:** Signed by Phillies as a minor league free agent, 1/22/20

### 2019

- Spent the season with MIA
- As a pinch-hitter, slashed .304/.429/.652 with 2 2B, 2 HR, 5 RBI and 5 BB in 28 PA
- Slashed .429/.467/.857 in 6 games at Citizens Bank Park
- Posted a .374 OBP in 91 PA with runners in scoring position
- Defensively, played 1st base (69 G), 2nd base (1 G) and 3rd base (26 G)
- On injured list with a strained right quadriceps, 5/31-6/24; included a rehab assignment to Jupiter (A), 6/22-24
- On injured list with a right wrist sprain, 8/4-15; included a rehab assignment to Jupiter, 8/14-15

### 2018

- Spent first season in the AL with NYY
- Notched walk-off hits on 5/12 vs OAK (single) and 8/28 vs CWS (HR)
- His HR on 8/28 vs CWS (Dylan Covey) was his second career walk-off HR and first career pinch-hit HR
- Made first career appearance in the outfield on 7/28 vs KC, as a defensive replacement in RF
- Went on to make 15 more appearances (12 starts) in the outfield, all in LF
- Appeared in four postseason games

### 2017

- Began the season with NYM
- Posted a 1.226 OPS (.474/.542/.684) in 24 PA at Citizens Bank Park
- Hit .321 (34-106) with 18 RBI in May
- On injured list with a left hamstring tear, 6/15-7/27; included a rehab assignment to Las Vegas (AAA), 7/22-27
- Was traded to MIL on 8/12
- Opened stint with MIL with a 9-game hitting streak (.452 AVG)

### 2016

- His first season with NYM
- Hit 4 HR in only 26 PA at Citizens Bank Park
- Led all ML 2nd basemen in home runs (23), 3rd-most in a season by a NYM 2nd baseman behind only Edgardo Alfonzo (27 in 1999 and 25 in 2000)
- Was on the paternity list, 8/23-25
- Placed on the injured list on 9/6 after undergoing a lumbar micro discectomy procedure and missed the remainder of the season

### 2015

- His final season with PIT
- Led NL 2nd basemen in XBH (50), home runs (16) and SLG (.428)
- Had two putouts and one assist as part of a 4-5-4 triple play, 5/9 vs STL
- Had a hit from both sides of the plate in the 1st inning, 8/13 at STL
- Had a career-high 6 RBI, 9/23 at COL
- Started at 2nd base in PIT's Wild Card Game vs Jake Arrieta and CHI, 10/7 at PNC Park

### 2014

- Won the Silver Slugger Award for NL 2nd basemen as his 23 home runs, .469 SLG and .811 OPS were all tops in the NL at the position
- Made 132 starts, all at 2nd base
- Went 2-for-2, 3 BB on 5/1 at BAL
- On injured list after undergoing an appendectomy, 6/9-24
- Reached base safely in 22 straight games, 6/27-7/25
- Slashed .316/.383/.558 over 107 PA in 26 games during July

### 2013

- Made 125 starts at 2nd base for PIT
- Posted an .805 OPS in 457 PA against RHP and a .518 OPS in 94 PA against LHP
- On injured list with a right hand laceration, 4/27-5/12; included a rehab assignment to Altoona (AA), 5/9-12
- On injured list with right side soreness, 7/7-22; included a rehab assignment to Indianapolis (AAA), 7/19-22
- 7 of his 19 hits in September were home runs
- Went 2-for-5, 2B, RBI in his first career postseason game, 10/1 vs CIN (Wild Card)

### 2012

- Had a 17-game hitting streak, 6/27-7/17 (.485 AVG)
- Went 5-for-5, 4 R, 2B, HR, 2 RBI, 7/8 vs SF and 5-for-5, 2 R, 2B, HR, 2 RBI, BB on 8/12 vs SD
- Slashed .291/.352/.472 (.824 OPS) in 392 PA against RHP compared to .246/.314/.288 (.602 OPS) in 138 PA against LHP

### 2011

- Led all NL 2nd basemen in RBI (83) and fielding percentage (.992)
- Set career highs in nearly every offensive category
- Slashed .750/.700/1.250 in 10 PA with the bases loaded
- Hit his first career grand slam, 4/1 at CHI (Ryan Dempster)
- Slashed .366/.404/.485 in 109 PA during July



## WALKER'S WILD CARD GAME STATISTICS

YEAR	CLUB, OPP	AVG	G	AB	R	H	2B	3B	HR	RBI	SH	SF	HP	BB	SO	SB	CS	OBP	SLG	OPS	E
2013	PIT, CIN	.400	1	5	1	2	1	0	0	1	0	0	0	0	0	0	0	.400	.600	1.000	0
2014	PIT, SF	.000	1	4	0	0	0	0	0	0	0	0	0	0	2	0	0	.000	.000	.000	0
2015	PIT, CHC	.000	1	3	0	0	0	0	0	0	0	0	0	0	2	0	0	.000	.000	.000	1
2018	NY, OAK	---	1	0	0	0	0	0	0	0	0	0	0	0	0	0	0	---	---	---	0
<b>WC</b>	<b>Totals</b>	<b>.167</b>	<b>4</b>	<b>12</b>	<b>1</b>	<b>2</b>	<b>1</b>	<b>0</b>	<b>0</b>	<b>1</b>	<b>0</b>	<b>0</b>	<b>0</b>	<b>0</b>	<b>4</b>	<b>0</b>	<b>0</b>	<b>.167</b>	<b>.250</b>	<b>.417</b>	<b>1</b>

## WALKER'S DIVISION SERIES STATISTICS

YEAR	CLUB, OPP	AVG	G	AB	R	H	2B	3B	HR	RBI	SH	SF	HP	BB	SO	SB	CS	OBP	SLG	OPS	E
2013	PIT, STL	.000	5	19	0	0	0	0	0	0	0	0	0	2	5	0	0	.095	.000	.095	0
2018	NY, BOS	.250	3	4	0	1	0	0	0	1	0	0	1	0	2	0	0	.400	.250	.650	0
<b>DS</b>	<b>Totals</b>	<b>.043</b>	<b>8</b>	<b>23</b>	<b>0</b>	<b>1</b>	<b>0</b>	<b>0</b>	<b>0</b>	<b>0</b>	<b>0</b>	<b>0</b>	<b>1</b>	<b>2</b>	<b>7</b>	<b>0</b>	<b>0</b>	<b>.154</b>	<b>.043</b>	<b>.197</b>	<b>0</b>

## WALKER'S CAREER TRANSACTIONS

- Selected by Pittsburgh Pirates in 1st round (11th overall) of June 2004 draft
- On injured list with a right hand laceration, April 27-May 12, 2013; included a rehab assignment to Altoona, May 9-12
- On injured list with right side soreness, July 7-22, 2013; included a rehab assignment to Indianapolis, July 19-22
- On injured list after undergoing an appendectomy, June 9-24, 2014
- Traded to New York Mets for Jonathon Niese (lhp), December 9, 2015
- On injured list after undergoing a lumbar micro discectomy procedure, September 6, 2016 through the end of the season
- On injured list with a left hamstring tear, June 15-July 27, 2017; included a rehab assignment to Las Vegas, July 22-27
- Traded to Milwaukee Brewers for Eric Hanhold (rhp), August 12, 2017
- Signed by New York Yankees as a free agent, March 12, 2018
- Signed by Miami Marlins as a free agent, January 29, 2019
- On injured list with a strained right quadriceps, May 31-June 24, 2019; included a rehab assignment to Jupiter, June 22-24
- On injured list with a right wrist sprain, August 4-15, 2019; included a rehab assignment to Jupiter, August 14-15
- Signed by Philadelphia as a minor league free agent, January 22, 2020

## WALKER'S CAREER FIELDING

POSITION	PCT	G	PO	A	E	TC	DP
First base	.995	128	789	59	4	852	69
Second base	.988	1041	1890	2788	56	4734	652
Third base	.968	70	39	82	4	125	5
Outfield	.952	16	18	2	1	21	0

## WALKER'S GAME HIGHS

**HITS:** 5 – 3 times, last: 8/12/12 vs SD... **RUNS:** 4 – 7/8/12 vs SF... **DOUBLES:** 2 – 18 times, last: 9/24/19 at NYM... **TRIPLES:** 1... **HOME RUNS:** 2 – 6 times, last: 8/9/18 vs TEX... **RBI:** 6 – 9/23/15 at COL... **WALKS:** 3 – 6 times, last: 4/16/17 at MIA... **STOLEN BASES:** 2 – 9/24/11 vs CIN... **HITTING STREAK:** 18 games – 8/23-9/12/10

## WALKER'S NOTABLE HOMERS

**GRAND SLAMS:** 3 – 4/1/11 at CHI (Ryan Dempster); 7/31/12 at CHI (Casey Coleman); 9/15/17 vs MIA (Brian Ellington)... **INSIDE-THE-PARK HR:** None... **LEADOFF HR:** None... **PINCH HR:** 3 – 8/28/18 vs CWS (Dylan Covey); 3/28/19 vs COL (Scott Oberg); 9/16/19 at ARI (Yoan Lopez)... **WALK-OFF HR:** 2 – 3/31/14 vs CHI (Carlos Villanueva); 8/28/18 vs CWS (Dylan Covey)



# ZACH WARREN

LHP

86

## NON-ROSTER INVITEE

**B-T:** L-L

**HT:** 6-5; **WT:** 205

**OPENING DAY AGE:** 23

**BORN:** June 9, 1996, Vineland, NJ

**RESIDES:** Vineland, NJ

**HOW OBTAINED:** Selected by Phillies in 14th round of June 2017 draft

2020 PHILLIES

### 2019

- Spent season with Clearwater (A)
- Was on the IL, 4/17-27, with a concussion
- Had a 16.1-inning scoreless streak, 5/26-6/30, during which he struck out 24 batters
- Struck out three or more batters in 13 of his appearances, and at least one in 36 of 40
- Averaged 12.00 SO/9.0 IP
- Following the season, pitched for Scottsdale in the Arizona Fall League

- In 21 games following the All-Star break, posted a 0.68 ERA (2 ER, 26.1 IP) with 56 SO, a .126 OPP AVG and converted all 14 of his save opportunities
- Recorded at least one strikeout in 38 of his 39 relief appearances
- Limited LHH to a .115 AVG (9-78) and .154 LGG

### 2018

- Spent entire season with Lakewood (A)
- Ranked 2nd in the South Atlantic League in saves (15), 4th in games finished (28) and 6th in games (39)
- Was 2nd in SO/9.0 IP (15.88) and 3rd in lowest OPP AVG (.172) among qualifying SAL relievers
- Named Phillies Minor League Pitcher of the Month for August
- Selected as Phillies Minor League Co-Pitcher of the Week, 8/27-9/3
- Finished T-3rd in saves among all Phillies minor league pitchers

### 2017

- Began professional career with Williamsport (A)
- Averaged 10.91 SO/9.0 IP
- Held LHH to a .149 AVG (7-47)
- Ended season riding a 14.2-inning scoreless streak, which began on 8/17
- Participated in Florida Instructional League

### PERSONAL

Zachary William Warren... Engaged to Sarah Durband... 2014 graduate of St. Augustine Preparatory School (NJ)... Attended the University of Tennessee... **Hobbies:** Cooking, golfing, playing fetch with his dog, Bennett, and fishing... **Signed by:** Timi Moni.

## ZACH WARREN'S CAREER STATISTICS

YEAR	CLUB	W-L	ERA	G	GS	CG	SHO	SV	IP	H	R	ER	HR	HB	BB	SO	WP	BK	AVG
2017	Williamsport	0-3	3.00	16	0	0	0	0	33.0	29	14	11	0	0	15	40	5	0	.236
2018	Lakewood	3-2	1.91	39	0	0	0	15	56.2	33	15	12	2	3	28	100	9	0	.172
2019	Clearwater	1-3	3.30	40	0	0	0	7	60.0	43	25	22	2	1	38	80	15	0	.199
<b>Minors Totals</b>		<b>4-8</b>	<b>2.71</b>	<b>95</b>	<b>0</b>	<b>0</b>	<b>0</b>	<b>22</b>	<b>149.2</b>	<b>105</b>	<b>54</b>	<b>45</b>	<b>4</b>	<b>4</b>	<b>81</b>	<b>220</b>	<b>29</b>	<b>0</b>	<b>.198</b>

## WARREN'S CAREER TRANSACTIONS

- Selected by Pittsburgh Pirates in 23rd round of June 2014 draft, but did not sign
- Selected by Philadelphia in 14th round of June 2017 draft



# ZACK WHEELER

RHP
45

@Wheelerpro45

**B-T:** L-R  
**HT:** 6-4; **WT:** 195  
**OPENING DAY AGE:** 29  
**BORN:** May 30, 1990, Smyrna, GA  
**RESIDES:** Dallas, GA  
**ML SERVICE:** 6 years, 98 days  
**HOW OBTAINED:** Signed by Phillies as a free agent, 12/9/19  
**CONTRACT STATUS:** Signed a five-year contract on 12/9/19 taking him through 2024

### 2019

- Set career highs in strikeouts (195) and innings (195.1)
- Had four double-digit strikeout performances, including three in his first eight starts
- Posted a 3.04 ERA (34 ER, 100.2 IP) from 6/22 through the end of the season and a 1.80 ERA (8 ER, 40.0 IP) over his final six starts
- His 3.04 ERA from 6/22 on was the 7th-best among qualifying NL starters in that span
- On the IL with right shoulder fatigue, 7/12-25
- Had a 15.0-inning scoreless streak, 8/1-6, and a 13.0-inning streak, 9/21-26
- Finished the season with 726 career strikeouts, 12th-most all-time by a NYM pitcher

### 2018

- Set career bests in wins (12), ERA (3.31) and WHIP (1.12)
- Ranked 8th among qualifying NL pitchers in fWAR (4.1)
- Went 9-1 with a 1.68 ERA (14 ER, 75.0 IP) in 11 starts after the All-Star break
- His second-half ERA was lowest in the majors (min. 75.0 IP) and his nine wins after the break were tied for most in MLB and tied for 7th-most in NYM history
- Won a career-best seven straight decisions, 7/14-8/25
- Had a career-best 23.0-inning scoreless streak, 7/24-8/10, which was also 8th-longest in MLB in 2018
- Struck out seven or more batters 17 times, trailing only Max Scherzer (26), Jacob deGrom (25) and Patrick Corbin (24) among NL starters
- Joined deGrom, Dwight Gooden, Matt Harvey, Sid Fernandez and Noah Syndergaard as the only pitchers in NYM history to reach 500 strikeouts in their first 91 career games
- Pitched at least 6.0 innings in 23 of 29 starts and 7.0 or more in 14
- Threw a first-pitch strike to 62.1 percent of the batters he faced
- His 11 hits as a batter were T-5th among all pitchers

### 2017

- Made his second career Opening Day roster
- His season debut on 4/7 vs MIA was his first appearance since 9/25/14
- Following his season debut, posted a 2.91 ERA (19 ER, 58.2 IP) over his next 10 starts, 4/12-6/7
- His 2.91 ERA in that span was 5th in the NL (min. 50.0 IP)
- Was on the injured list, 6/20-30, with right biceps tendinitis
- Went back on the injured list on 7/23 with a stress reaction in his right arm and missed the remainder of the season

- Pinch-hit on 4/21 vs WSH and doubled, marking the third time ever a NYM pitcher recorded a pinch-hit extra-base hit

### 2016

- Did not pitch at the ML level while recovering from Tommy John surgery
- Underwent an internal suture removal procedure on 4/12
- Made one rehab appearance with St. Lucie (A) on 8/6

### 2015

- Missed the entire season after undergoing Tommy John surgery on 3/24

### 2014

- Made his first career Opening Day roster
- Led NYM and set a career high with 32 starts
- Tossed his first career complete game and shutout in a 1-0 victory on 6/19 at MIA
- At 24 years, 20 days old, became the youngest NYM pitcher to throw a 1-0 shutout since 1985, when Dwight Gooden did so twice by age 20 years, 240 days
- Went 7-1 with a 2.21 ERA (20 ER, 81.1 IP) in 13 starts from 6/30-9/7, 11 of which were quality starts
- Held RHH to a .223 AVG

### 2013

- Began season with Las Vegas (AAA)
- Was on the IL from 5/14-21 with right collarbone soreness
- Appointed the 26th man for NYM's doubleheader and made his ML debut that day at ATL, throwing 6.0 scoreless innings and earning his first win
- Became the third pitcher in team history to earn a victory while throwing 6.0 or more shutout innings in his ML debut
- Tossed 6.1 innings before allowing a hit on 7/30 at MIA; it was the 3rd-longest no-hit bid by a rookie in NYM history
- Posted a 2.32 ERA (14 ER, 54.1 IP) in nine road starts

### 2012

- Spent majority of the season with Binghamton (AA)
- Named an Eastern League midseason All-Star and MiLB.com Organization All-Star

WHEELER'S DOUBLE-DIGIT STRIKEOUT GAMES (8)	
12	8/15/13 at SD
11	4/23/19 vs PHI
11	5/10/19 vs MIA
10	4/25/14 vs MIA
10	8/15/14 vs CHI
10	8/20/18 vs SF
10	5/4/19 at MIL
10	9/26/19 vs MIA

- Selected to pitch for Team USA in the All-Star Futures Game in Kansas City (0.2 IP)
- Was T-1st in the EL in shutouts (1), 8th in strikeouts (117), 9th in ERA (3.26) and T-10th in complete games (1)
- Was on the IL with a right middle fingernail avulsion, 5/2-9
- Promoted to Buffalo (AAA) on 8/3 for the remainder of the season
- Following the season, was named a *Baseball America* Double-A All-Star

## 2010

- Began pro career with Augusta (A)
- Selected to pitch for Team USA in the All-Star Futures Game in Anaheim (1.0 IP)

## PERSONAL

Zachary Harrison Wheeler... Married Dominique Rizzo (12/31/19)... 2009 graduate of East Paulding High School (GA)... Was named the Gatorade Georgia High School Player of the Year for the 2008-2009 season after posting a 9-0 record with a 0.54 ERA... Had his East Paulding No. 45 jersey retired on January 17, 2014... **Hobbies:** Spending time with family and his dog... **Signed by:** Sean O'Connor.

## 2011

- Began season with San Jose (A)
- Named a California League midseason All-Star
- Traded to NYM on 7/28 and assigned to St. Lucie
- Posted a 3.52 ERA (45 ER, 115.0 IP) between the two clubs

## ZACK WHEELER'S CAREER STATISTICS

YEAR	CLUB	W-L	ERA	G	GS	CG	SHO	SV	IP	H	R	ER	HR	HB	BB	SO	WP	BK	AVG
2010	Augusta	3-3	3.99	21	13	0	0	0	58.2	47	27	26	0	7	38	70	13	2	.218
2011	San Jose	7-5	3.99	16	16	0	0	0	88.0	74	44	39	7	4	47	98	6	0	.224
	St. Lucie	2-2	2.00	6	6	0	0	0	27.0	26	6	6	0	2	5	31	3	0	.252
2012	Binghamton	10-6	3.26	19	19	1	#1	0	116.0	92	46	42	2	11	43	117	6	1	.225
	Buffalo	2-2	3.27	6	6	1	1	0	33.0	23	13	12	2	1	16	31	2	0	.205
2013	Las Vegas	4-2	3.93	13	13	0	0	0	68.2	61	35	30	9	2	27	73	1	0	.236
	NEW YORK (NL)	7-5	3.42	17	17	0	0	0	100.0	90	42	38	10	4	46	84	6	0	.243
2014	NEW YORK (NL)	11-11	3.54	32	32	1	1	0	185.1	167	84	73	14	11	79	187	9	0	.240
2015	NEW YORK (NL)	Injured - Did not pitch																	
2016	St. Lucie - a	0-0	0.00	1	1	0	0	0	1.0	0	1	0	0	0	1	0	0	0	.000
2017	NEW YORK (NL)	3-7	5.21	17	17	0	0	0	86.1	97	53	50	15	3	40	81	1	0	.284
2018	Las Vegas	1-0	1.80	1	1	0	0	0	5.0	3	1	1	1	0	1	6	0	0	.176
	NEW YORK (NL)	12-7	3.31	29	29	0	0	0	182.1	150	69	67	14	9	55	179	2	1	.225
2019	NEW YORK (NL)	11-8	3.96	31	31	0	0	0	195.1	196	93	86	22	2	50	195	5	0	.258
<b>Minors Totals</b>		<b>29-20</b>	<b>3.53</b>	<b>83</b>	<b>75</b>	<b>2</b>	<b>2</b>	<b>0</b>	<b>397.1</b>	<b>326</b>	<b>173</b>	<b>156</b>	<b>21</b>	<b>27</b>	<b>178</b>	<b>426</b>	<b>31</b>	<b>3</b>	<b>.225</b>
<b>ML Totals</b>		<b>44-38</b>	<b>3.77</b>	<b>126</b>	<b>126</b>	<b>1</b>	<b>1</b>	<b>0</b>	<b>749.1</b>	<b>700</b>	<b>341</b>	<b>314</b>	<b>75</b>	<b>29</b>	<b>270</b>	<b>726</b>	<b>23</b>	<b>1</b>	<b>.247</b>

# Tied for league lead  
a - Rehab assignment

## WHEELER'S MAJOR LEAGUE HITTING TOTALS

	AVG	AB	R	H	2B	3B	HR	RBI	SH	SF	HP	BB	SO	SB	CS	E
2019	.211	57	5	12	2	0	1	6	3	0	2	2	19	0	0	2
<b>Career</b>	<b>.150</b>	<b>220</b>	<b>12</b>	<b>33</b>	<b>7</b>	<b>0</b>	<b>1</b>	<b>15</b>	<b>22</b>	<b>1</b>	<b>2</b>	<b>5</b>	<b>89</b>	<b>0</b>	<b>0</b>	<b>5</b>

## WHEELER'S CAREER TRANSACTIONS

- Selected by San Francisco Giants in 1st round (6th overall) of June 2009 draft
- Traded to New York Mets with cash considerations for Carlos Beltrán (of), July 28, 2011
- On injured list recovering from Tommy John surgery, March 27, 2015 through the remainder of the season
- On injured list recovering from Tommy John surgery, March 25, 2016 through the remainder of the season
- On injured list with right biceps tendinitis, June 20-June 30, 2017
- On injured list with a stress reaction in his right arm, July 23, 2017 through the remainder of the season
- On injured list with right shoulder fatigue, July 12-25, 2019
- Signed by Philadelphia as a free agent, December 9, 2019

## WHEELER'S CAREER FIELDING

POSITION	PCT	G	PO	A	E	TC	DP
Pitcher	.959	126	38	79	5	122	6

## WHEELER'S GAME HIGHS

**LOW-HIT CG:** 3 - 6/19/14 at MIA... **SHUTOUTS:** 1 - 6/19/14 at MIA... **STRIKEOUTS:** 12 - 8/15/13 at SD... **WALKS:** 7 - 4/7/19 vs WSH... **LONGEST OUTING:** 9.0 inn. - 6/19/14 at MIA... **WINNING STREAK:** 7 games - 7/14-8/25/18... **LOSING STREAK:** 5 games - 2 times, last: 5/4-6/22/18... **SCORELESS STREAK:** 23.0 inn. - 7/24-8/10/18



# LUKE WILLIAMS

INF/OF 85

## NON-ROSTER INVITEE

**B-T:** R-R  
**HT:** 6-1; **WT:** 186  
**OPENING DAY AGE:** 23  
**BORN:** August 9, 1996, Park Ridge, IL  
**RESIDES:** Laguna Niguel, CA  
**HOW OBTAINED:** Selected by Phillies in 3rd round of June 2015 draft

### 2019

- Spent the entire season with Reading (AA)
- Ranked 3rd in the Eastern League in doubles (30)
- One of just two players in the EL to reach 30 doubles and 10 HR (other: Darick Hall)
- Started at least one game at every defensive position except pitcher and catcher
- Named Phillies Minor League Co-Defender of the Month for August

### 2018

- Spent the season with Clearwater (A)
- Selected as Florida State League Player of the Week, 6/18-24
- Named Phillies Minor League Co-Defender of the Month for June
- Batted .333 (30-90), 6 2B, 3B, 6 HR, 20 RBI and posted a .973 OPS in 24 June games
- Reached base safely in 20 consecutive games (.353 OBP) from 7/6-31
- Defensively, made starts at 3rd base (56), LF (27), 1st base (11), RF (10), CF (2) and 2nd base (1)
- Played for Scottsdale in the Arizona Fall League

### 2017

- Spent entire season with Lakewood (A)
- Was T-9th in the South Atlantic League in SB and went 29-for-31 (93.5%) in stolen base attempts
- Had a 12-game hitting streak (.347 AVG, 17-49), 5/28-6/11
- Slashed .329/.348/.424 over 23 games in June
- Participated in Florida Instructional League

### 2016

- Spent season with Williamsport (A)
- Participated in FIL

### 2015

- Began professional career with Gulf Coast League Phillies (R)
- Had 21 walks to just 23 strikeouts
- Reached base safely in 31 of his 38 games
- Participated in FIL

### PERSONAL

Lucas Daniel Williams... 2015 graduate of Dana Hill High School (CA)... **Hobbies:** Mountain biking and going to the beach... **Signed by:** Demerius Pittman.

## LUKE WILLIAMS' CAREER STATISTICS

YEAR	CLUB	AVG	G	AB	R	H	2B	3B	HR	RBI	SH	SF	HP	BB	SO	SB	CS	OBP	SLG	OPS	E
2015	GCL Phillies	.288	38	118	12	34	5	0	0	12	1	0	1	21	23	9	2	.400	.331	.731	4
2016	Williamsport	.220	52	186	13	41	9	0	2	18	0	2	1	20	52	11	2	.297	.301	.598	10
2017	Lakewood	.216	115	402	41	87	16	0	1	27	7	3	2	28	83	29	2	.269	.264	.533	16
2018	Clearwater	.245	110	388	51	95	13	1	9	43	1	4	9	35	76	14	7	.319	.353	.672	7
2019	Reading	.238	125	441	77	105	30	3	11	51	3	5	6	49	113	30	9	.319	.395	.714	10
<b>Minors Totals</b>		<b>.236</b>	<b>440</b>	<b>1535</b>	<b>194</b>	<b>362</b>	<b>73</b>	<b>4</b>	<b>23</b>	<b>151</b>	<b>12</b>	<b>14</b>	<b>19</b>	<b>153</b>	<b>347</b>	<b>93</b>	<b>22</b>	<b>.310</b>	<b>.334</b>	<b>.644</b>	<b>47</b>

## WILLIAMS' CAREER TRANSACTIONS

- Selected by Philadelphia in 3rd round of June 2015 draft





# NICK WILLIAMS

OF

5

**B-T:** L-L

**HT:** 6-3; **WT:** 208

**OPENING DAY AGE:** 26

**BORN:** September 8, 1993, Galveston, TX

**RESIDES:** La Marque, TX

**ML SERVICE:** 2 years, 36 days

**HOW OBTAINED:** Acquired from Texas Rangers with Jorge Alfaro, Alec Asher, Jerad Eickhoff, Matt Harrison and Jake Thompson for Cole Hamels, Jake Diekman and cash considerations, 7/31/15

## 2019

- Made his second career Opening Day roster
- Had five stints with the Phillies: 3/28-5/18, 5/28-6/2, 6/8-16, 7/17-31 and 9/2-end of season
- Made 15 starts with the Phillies: 13 in LF and 2 in RF
- Played in 48 games for Lehigh Valley (AAA) and slashed .316/.381/.574

## 2018

- Made his 1st Opening Day roster
- Among all MLB pinch-hitters, finished 1st in go-ahead RBI (4), T-1st in game-winning RBI (3), T-2nd in HR (3), 3rd in TB (20), T-4th in XBH (4) and T-7th in hits (10) & RBI (8)
- Made 102 starts: 89 in RF, 12 in LF and 1 as DH
- The Phillies went 19-5 in games in which he collected multiple hits (9-1 at home)
- Was T-1st on the club with 5 outfield assists
- Ranked 2nd on the team in game-winning RBI (10)
- Hit .357 (10-28), 2B, 3 HR, 8 RBI, 2 BB, HBP as a pinch-hitter
- Collected his first pinch RBI, 3/30 at ATL
- Slugged his first career pinch HR on 4/9 vs CIN (Kevin Quackenbush)
- Homered in consecutive games, 5/29-30, for the first time in his career
- Was the first Phillie with 3 pinch HR by the end of May in a season since 2009 (Matt Stairs – 3)
- Recorded his first career multi-HR game, 7/26 at CIN; also tied his career high with 4 hits
- Became the first player in the majors with 3 pinch-hit home runs to give his team a lead in a season since 2004 (LAD's Olmedo Saenz, 3 and COL's Mark Sweeney, 3)
- His 4 go-ahead RBI as a pinch-hitter were the most by a Phillie since 1984 (Len Matuszek – 5)

## 2017

- Among NL rookies, ranked 3rd in AVG (.288), 4th in OBP (.338), T-4th in triples (4) & OF assists (4), T-5th in multi-hit games (25), 6th in RBI (55), 7th in SLG (.473), 8th in total bases (148), 9th in hits (90) and T-9th in runs (45)
- Began the season with Lehigh Valley
- Slugged 2 HR, 5/28 vs Louisville, his third consecutive game with a HR (4 HR)
- Had 7 HR over 8 games, 5/20-28
- Drove in 15 runs over a 5-game span, 5/24-28
- Named International League Player of the Week, 5/22-28
- Recalled on 6/30
- At the time of his recall, had the following IL rankings: 3rd in total bases (144) & games (78), 6th in HR (15) & SLG (.511), 9th in RBI (44), T-9th in AB (282) and 10th in hits (79) & OPS (.839)
- Prior to his call-up, had reached base safely in 14 consecutive games (.308, 16-52, 6 2B, 2 HR, 4 RBI, 8 BB)

- Made his ML debut, 6/30 at NYM, in a start in LF and collected his 1st ML hit (singled off Jacob deGrom)
- Had a 4-game hitting streak to begin his ML career, the first Phillie to do so since Jimmy Rollins in 2000 (6 G)
- Slugged his first ML home run (Trevor Cahill) and recorded his first RBI, 7/9 vs SD
- Became the first Phillie with 18 RBI in his first 20 games since Leo Norris in 1936 (22)
- Collected 2 triples, 7/19 at MIA, to become the first Phillies rookie to accomplish the feat since Jimmy Rollins, 6/24/01 at FLA
- Had a career-best 12-game hitting streak, 9/2-14 (.415 AVG, 22-53)
- Clubbed his 1st ML grand slam, 7/16 at MIL (Tyler Webb)
- Had 33 hits in September, which were the most by a Phillies rookie in September since 2003 (Marlon Byrd, 36 hits)
- Hit an inside-the-park HR on the final day of the season, 10/1 vs NYM (Rafael Montero)
- In September/October, ranked 2nd in the NL in RBI (25) and was T-3rd in hits (35)
- With the bases loaded, went 5-for-9 (.556), 2B, 2 3B, HR, 17 RBI, 1.444 SLG
- 7 of his 12 HR either tied a game or gave the Phillies a lead
- His 39 hits through his first 35 career games were most by a Phillie since Jimmy Rollins had 40 in his first 35 career games
- Made 79 ML starts: 56 in RF, 12 in CF, 10 in LF and 1 as DH
- After making his ML debut on 6/30, among all NL rookies, ranked 1st in AVG (.288) & RBI (52), T-1st in times on base (116), 2nd in hits (90), OBP (.338), SLG (.473), total bases (148) & runs (45), T-2nd in triples (4) & XBH (29) and T-3rd in doubles (14)

## 2016

- Spent the entire season with Lehigh Valley
- T-2nd in the IL in runs (78), T-3rd in doubles (33), T-4th in triples (6) and ranked 5th in XBH (52)
- Led the team in OF assists (6)
- Played 50 straight games without going hitless in back-to-back games, 6/2-7/30
- Had a season-best 11-game hitting streak, 6/14-26 (.326, 15-46, 7 2B, 3B, 5 RBI, 5 BB, 6 R)
- Collected a season-high 4 hits, 7/15 vs Buffalo
- Played 50 games in LF, 38 in CF and 35 in RF
- Appeared in 3 IL playoff games

## 2015

- Began the season with Frisco (AA)
- Played for Team USA in the All-Star Futures Game, 7/12 at CIN's Great American Ball Park (1-2, RBI, R)
- Traded to the Phillies on 7/31 and assigned to Reading (AA)

- Went 4-for-5, 5 R, 2B, 2 HR, 3 RBI, BB in his 2nd game for Reading, 8/5 at Trenton
- Was on the 7-day DL, 8/28-9/6 (concussion)
- Hit 3 HR in 8 Eastern League playoff games
- Reduced his SO rate to 18.8% from 28.8% the previous season
- Batted .330 with a .914 OPS vs RHP as opposed to a .210 AVG and .602 OPS vs LHP
- Following the season, was named the 2nd-best prospect in the Phillies minor league system by *Baseball America*
- Participated in Florida Instructional League

## 2014

- Began the season with Myrtle Beach (A)
- Named a Carolina League midseason and postseason All-Star
- Ranked 2nd in the CL in OPS (.837), 5th in AVG (.292) and T-6th in HR (13)
- Was on the 7-day DL, 6/6-23 (left hamstring strain)
- Promoted to Frisco on 8/15
- Played for Surprise in the Arizona Fall League
- Selected to the AFL Rising Stars Game
- Following the season, was named the 4th-best prospect in TEX's minor league system and the 84th overall by MLB.com

## 2013

- Spent the season with Hickory (A)
- Named a South Atlantic League postseason All-Star
- Led the SAL in triples (12) and finished 3rd in SLG (.543), 7th in AVG (.293) and T-10th in HR (17)
- Batted .303 with 7 HR and 17 RBI over his first 18 games
- Was on the 7-day DL twice: 4/25-5/23 (dislocated left shoulder) and 8/1-7 (stomach inflammation)

## 2012

- Spent his 1st pro season with the Arizona League Rangers (R)
- Posted a professional-best .375 OBP
- Finished 4th in the AZL in triples (6)

## PERSONAL

Billy Nicholas Williams... Married Brianna Goodfriend (1/4/20)... 2012 graduate of Galveston Ball High School (TX)... Batted .537 with 13 HR, 30 RBI as a junior and .422 with 25 SB as a senior... Was rated by *Baseball America* as the 100th-best position prospect and the 31st at the high school level going into the June 2012 draft... Had committed to Texas A&M University before signing with TEX... **Hobbies:** Top Golf, going to the movies and spending time outdoors... **Signed by:** Jay Heafner.

## NICK WILLIAMS' CAREER STATISTICS

YEAR	CLUB	AVG	G	AB	R	H	2B	3B	HR	RBI	SH	SF	HP	BB	SO	SB	CS	OBP	SLG	OPS	E
2012	AZL Rangers	.313	48	201	34	63	9	6	2	27	0	2	5	16	50	15	2	.375	.448	.823	1
2013	Hickory	.293	95	376	70	110	19	*12	17	60	0	2	11	15	110	8	5	.337	.543	.880	6
2014	Myrtle Beach	.292	94	377	61	110	28	4	13	68	0	1	11	19	117	5	7	.343	.491	.834	4
	AZL Rangers	.308	3	13	3	4	0	1	0	2	0	0	0	1	2	0	0	.357	.462	.819	0
	Frisco	.226	15	62	4	14	2	1	0	4	0	0	0	2	21	1	1	.250	.290	.540	2
2015	Frisco	.299	97	378	56	113	21	4	13	45	1	1	3	32	77	10	8	.357	.479	.836	2
	Reading	.320	22	97	21	31	5	2	4	10	0	0	0	3	20	3	0	.340	.536	.876	1
2016	Lehigh Valley	.258	125	497	78	128	33	6	13	64	1	6	4	19	136	6	4	.287	.427	.714	3
2017	Lehigh Valley	.280	78	282	43	79	16	2	15	44	1	2	5	16	90	5	4	.328	.511	.839	3
	PHILLIES	.288	83	313	45	90	14	4	12	55	0	4	6	20	97	1	2	.338	.473	.811	0
2018	PHILLIES	.256	140	407	53	104	12	3	17	50	0	0	9	32	111	3	2	.324	.425	.749	3
2019	PHILLIES	.151	67	106	9	16	4	0	2	5	0	0	2	4	43	0	0	.196	.245	.442	0
	Lehigh Valley	.316	48	190	33	60	15	2	10	25	0	0	6	14	52	1	0	.381	.574	.955	1
<b>Minors Totals</b>		<b>.288</b>	<b>625</b>	<b>2473</b>	<b>403</b>	<b>712</b>	<b>148</b>	<b>40</b>	<b>87</b>	<b>349</b>	<b>3</b>	<b>14</b>	<b>45</b>	<b>137</b>	<b>675</b>	<b>54</b>	<b>31</b>	<b>.335</b>	<b>.486</b>	<b>.821</b>	<b>23</b>
<b>ML Totals</b>		<b>.254</b>	<b>290</b>	<b>826</b>	<b>107</b>	<b>210</b>	<b>30</b>	<b>7</b>	<b>31</b>	<b>110</b>	<b>0</b>	<b>4</b>	<b>17</b>	<b>56</b>	<b>251</b>	<b>4</b>	<b>4</b>	<b>.313</b>	<b>.420</b>	<b>.733</b>	<b>3</b>

\* League leader

## WILLIAMS' CAREER TRANSACTIONS

- Selected by Texas Rangers in 2nd round of June 2012 draft
- Traded to Philadelphia with Jorge Alfaro (c), Alec Asher (rhp), Jerad Eickhoff (rhp), Matt Harrison (lhp) and Jake Thompson (rhp) for Cole Hamels (lhp), Jake Diekman (lhp) and cash considerations, July 31, 2015

## WILLIAMS' CAREER FIELDING

POSITION	PCT	G	PO	A	E	TC	DP
Outfield	.990	214	284	10	3	297	1

## WILLIAMS' GAME HIGHS

**HITS:** 4 – 2 times; last: 7/26/18 at CIN... **RUNS:** 3 – 8/23/17 vs MIA... **DOUBLES:** 2 – 3 times, last: 9/12/17 vs MIA... **TRIPLES:** 2 – 7/19/17 at MIA... **HOME RUNS:** 2 – 7/26/18 at CIN... **RBI:** 4 – 7/16/17 at MIL... **WALKS:** 2 – 3 times, last: 7/3/18 vs BAL... **STOLEN BASES:** 1... **HITTING STREAK:** 12 games – 9/2-14/17

## WILLIAMS' NOTABLE HOMERS

**GRAND SLAMS:** 1 – 7/16/17 at MIL (Tyler Webb)... **INSIDE-THE-PARK HR:** 1 – 10/1/17 vs NYM (Rafael Montero)... **LEADOFF HR:** None... **PINCH HR:** 3 – 4/9/18 vs CIN (Kevin Quackenbush); 5/13/18 vs NYM (Paul Sewald); 5/26/18 vs TOR (Joe Biagini)... **WALK-OFF HR:** None

## 2019 REVIEW



# 2019 TEAM NOTES

## 2019 SEASON RECAP

The Phillies finished the 2019 campaign with a record of 81-81, their first .500 or better finish since 2012 (also 81-81)... The Phillies spent a total of 60 days either in sole possession or tied for first place, including a stretch of 42 straight days from April 26-June 11... Philadelphia was at or above .500 for the entire season except for one day when they fell to 79-80 on September 26... Overall, the club batted .246 with a .319 OBP and .427 SLG (.746 OPS)... Phillies pitchers combined for a 4.53 ERA (731 ER, 1453.2 IP), which included a 4.64 ERA for the starters and a 4.36 ERA for the bullpen.

## REST IN PEACE, DAVID

On May 8, David P. Montgomery, one of the most respected and admired executives in baseball, passed away at the age of 72 after a courageous five-year battle against cancer... In his nearly half century in the game, one of Montgomery's greatest legacies was his unwavering civic-minded approach to the business of baseball... He was also widely admired for his fierce loyalty to fans, players and front office staff... That loyalty was on par with his passion for the game... "David was one of Philadelphia's most influential business and civic leaders in his generation," said Phillies managing partner John Middleton... "For 25 years, he has been an invaluable business partner and, more importantly, an invaluable friend. He was beloved by everyone at the Phillies."

## RETURN OF THE ROARS

In 2019, the Phillies saw the biggest increase in year-to-year attendance in the majors as they welcomed 2,727,421 fans through the turnstiles at Citizens Bank Park, an increase of 569,297 fans from 2018 (2,158,124)... The next closest major league team to the Phillies was the Minnesota Twins who increased their total attendance 334,955 and the closest National League team was the San Diego Padres who saw a gain of 227,863 in total attendance.

## LOCK YOUR CAR, TAKE YOUR KEYS, EVERY TIME

Beginning August 27, the Phillies successfully swiped 23 bases without being thrown out in their final 32 games... It marked the first time they stole 23 or more straight bases as a team since August 2-September 17, 2009, when they had a streak of 26... In fact, in 2019 the Phillies finished 3rd in baseball in steal percentage, doing so at a 81.3% clip (78-96), which was their best since 2012 (83.5%) and 5th-highest since CS became universally tracked in 1951.

## ENSHRINED FOREVER

On Sunday, July 21, former Phillies ace Roy "Doc" Halladay was inducted into the Baseball Hall of Fame, an honor bestowed on him posthumously in his first year on the ballot... Harold Baines, Edgar Martinez, Mike Mussina, Mariano Rivera and Lee Smith made up the rest of the 2019 class... Halladay pitched four seasons with Philadelphia, going 55-29 with a 3.25 ERA, 18 complete games and five shutouts in 103 starts... In 2010, he won the NL Cy Young Award after going 21-10 with a 2.44 ERA, 1.04 WHIP, 219 strikeouts and nine complete games (4 shutouts)... On May 29 of that year, he authored the second perfect game in Phillies history against the Marlins in Florida, and on Oct. 6 no-hit the Reds in the NLDS opener - his first career playoff game - joining Don Larsen as the only pitchers to throw a no-hitter in postseason play.

## SEPTEMBER SLG

The Phillies set a new record for home runs in a single month with 46 in September, eclipsing the previous mark of 44, which last occurred in June of 2004... Philadelphia's 46 home runs in September ranked 2nd among all National League clubs during the month, behind only the Mets (50).

## JUST. SCORE. FOUR.

Philadelphia went 72-23 in 2019 when they scored at least four runs in a game and their .758 winning percentage when doing so was 4th-best in the National League behind the Dodgers (.837), Nationals (.779) and Cardinals (.773)... Conversely, when they scored three or fewer runs, the Phillies went 9-58 and their .134 winning percentage ranked 14th in the National League.

## WHY SO DEFENSIVE?

The Phillies finished the year 8th among all major league clubs with 53 defensive runs saved, the club's best defensive performance since 2008, when they finished the year with 76 DRS... Their +53 DRS this season comes just a year after finishing last in MLB with -146 DRS... The Phillies had a +199 net gain in DRS from 2018 to 2019, which, per Sports Info Solutions, is the biggest year-to-year gain by any major league team since the stat was first compiled in 2003.

## ON THE MEND

Only a year removed from being the only team in baseball to finish the season without a single player on the Injured List, the Phillies were bit by the injury bug in 2019... In total, the Phillies had 31 different IL stints and 11 players ended the season on the IL.

Player	Injury	Date On	Date Off
Tommy Hunter	Right forearm strain	3/25	6/28
Roman Quinn	Right oblique strain	3/25	4/18
David Robertson	Right elbow soreness	4/15	
Odúbel Herrera	Right hamstring strain	4/18	5/4
Victor Arano	Right elbow inflammation	4/19	
Scott Kingery	Right hamstring strain	4/20	5/19
Jean Segura	Left hamstring strain	4/17	4/27
Roman Quinn	Right groin strain	4/25	6/17
Vince Velasquez	Right forearm strain	5/8	5/24
Edubray Ramos	Right biceps tendinitis	5/12	6/12
Pat Neshek	Right shoulder strain	5/24	6/16
Adam Morgan	Left forearm strain	5/26	6/21
Zach Eflin	Mid-back tightness	5/28	6/7
An. McCutchen	Left ACL injury	6/4	
Ser. Domínguez	Right UCL injury	6/6	
Adam Haseley	Left groin strain	6/6	6/28
Jerad Eickhoff	Right biceps tendinitis	6/17	8/20
Pat Neshek	Left hamstring strain	6/20	
Juan Nicasio	Left groin strain	7/4	7/16
Tommy Hunter	Right forearm strain	7/13	
Sean Rodríguez	Right abdominal strain	7/10	7/24
Edubray Ramos	Right shoulder impingement	7/16	9/17
Jay Bruce	Right oblique strain	7/17	8/8
Brad Miller	Right hip flexor strain	7/24	8/4
Adam Morgan	Left flexor strain	8/1	
Jay Bruce	Left flexor strain	8/9	9/1
Jake Arrieta	Bone spur in right elbow	8/12	
Roman Quinn	Right groin strain	8/17	
Juan Nicasio	Right rotator cuff tendinitis	8/24	9/24
Jerad Eickhoff	Rt. middle finger blister/laceration	9/1	
Corey Dickerson	Fractured left foot	9/17	

# MAJOR LEAGUE STANDINGS

AL EAST	WON	LOST	PCT	GB	LAST 10 GAMES	STREAK	HOME	ROAD	vs EAST	vs CENT	vs WEST	vs NL
NEW YORK	103	59	.636	-	4-6	LOST 2	57-24	46-35	54-22	18-15	19-14	12-8
TAMPA BAY	96	66	.593	7.0	7-3	LOST 2	48-33	48-33	44-32	20-13	18-15	14-6
BOSTON	84	78	.519	19.0	4-6	WON 1	38-43	46-35	35-41	21-11	18-16	10-10
TORONTO	67	95	.414	36.0	6-4	WON 2	35-46	32-49	33-43	17-18	14-17	3-17
BALTIMORE	54	108	.333	49.0	5-5	LOST 1	25-56	29-52	24-52	12-20	11-23	7-13

AL CENTRAL	WON	LOST	PCT	GB	LAST 10 GAMES	STREAK	HOME	ROAD	vs EAST	vs CENT	vs WEST	vs NL
MINNESOTA	101	61	.623	-	8-2	LOST 1	46-35	55-26	20-12	50-26	23-11	8-12
CLEVELAND	93	69	.574	8.0	4-6	LOST 5	49-32	44-37	18-16	48-28	19-13	8-12
CHICAGO	72	89	.447	28.5	7-3	WON 1	39-41	33-48	15-18	38-37	13-20	6-14
KANSAS CITY	59	103	.364	42.0	3-7	WON 1	31-50	28-53	10-23	31-45	9-24	9-11
DETROIT	47	114	.292	53.5	2-8	LOST 1	22-59	25-55	14-19	22-53	6-27	5-15

AL WEST	WON	LOST	PCT	GB	LAST 10 GAMES	STREAK	HOME	ROAD	vs EAST	vs CENT	vs WEST	vs NL
HOUSTON	107	55	.660	-	8-2	WON 3	60-21	47-34	19-13	21-13	56-20	11-9
OAKLAND	97	65	.599	10.0	6-4	LOST 1	52-29	45-36	17-16	25-8	44-32	11-9
TEXAS	78	84	.481	29.0	4-6	WON 2	45-36	33-48	18-14	18-16	33-43	9-11
LOS ANGELES	72	90	.444	35.0	3-7	LOST 3	38-43	34-47	17-18	13-18	30-46	12-8
SEATTLE	68	94	.420	39.0	4-6	WON 1	35-46	33-48	14-19	18-15	27-49	9-11

NL EAST	WON	LOST	PCT	GB	LAST 10 GAMES	STREAK	HOME	ROAD	vs EAST	vs CENT	vs WEST	vs AL
ATLANTA	97	65	.599	-	4-6	LOST 3	50-31	47-34	46-30	20-13	18-15	13-7
WASHINGTON	93	69	.574	4.0	9-1	WON 8	50-31	43-38	44-32	17-15	18-16	14-6
NEW YORK	86	76	.531	11.0	7-3	WON 3	48-33	38-43	40-36	14-19	17-16	15-5
PHILADELPHIA	81	81	.500	16.0	3-7	LOST 1	45-36	36-45	36-40	20-13	14-19	11-9
MIAMI	57	105	.352	40.0	4-6	WON 1	30-51	27-54	24-52	10-24	14-18	9-11

NL CENTRAL	WON	LOST	PCT	GB	LAST 10 GAMES	STREAK	HOME	ROAD	vs EAST	vs CENT	vs WEST	vs AL
ST. LOUIS	91	71	.562	-	6-4	WON 1	50-31	41-40	18-15	46-30	18-15	9-11
MILWAUKEE	89	73	.549	2.0	7-3	LOST 3	49-32	40-41	21-11	45-31	15-19	8-12
CHICAGO	84	78	.519	7.0	2-8	LOST 1	51-30	33-48	17-17	37-39	18-14	12-8
CINCINNATI	75	87	.463	16.0	4-6	WON 2	41-40	34-47	17-17	33-43	16-16	9-11
PITTSBURGH	69	93	.426	22.0	4-6	LOST 2	35-46	34-47	11-21	29-47	17-17	12-8

NL WEST	WON	LOST	PCT	GB	LAST 10 GAMES	STREAK	HOME	ROAD	vs EAST	vs CENT	vs WEST	vs AL
LOS ANGELES	106	56	.654	-	8-2	WON 7	59-22	47-34	23-10	22-11	51-25	10-10
ARIZONA	85	77	.525	21.0	8-2	WON 5	44-37	41-40	17-17	16-16	38-38	14-6
SAN FRANCISCO	77	85	.475	29.0	3-7	LOST 3	35-46	42-39	14-19	14-19	38-38	11-9
COLORADO	71	91	.438	35.0	5-5	WON 3	43-38	28-53	16-17	15-18	32-44	8-12
SAN DIEGO	70	92	.432	36.0	1-9	LOST 6	36-45	34-47	14-18	14-20	31-45	11-9

# WILD CARD STANDINGS

## AMERICAN LEAGUE DIVISION LEADERS

	WON	LOST	PCT	GB
NEW YORK	103	59	.636	-
MINNESOTA	101	61	.623	-
HOUSTON	107	55	.660	-

## NATIONAL LEAGUE DIVISION LEADERS

	WON	LOST	PCT	GB
ATLANTA	97	65	.599	-
ST. LOUIS	91	71	.562	-
LOS ANGELES	106	56	.654	-

## AMERICAN LEAGUE WILD CARD RACE

	WON	LOST	PCT	GB
zOAKLAND	97	65	.599	-
zTAMPA BAY	96	66	.593	-
CLEVELAND	93	69	.574	3.0
z - CLINCHED WILD CARD				

## NATIONAL LEAGUE WILD CARD RACE

	WON	LOST	PCT	GB
zWASHINGTON	93	69	.574	-
zMILWAUKEE	89	73	.549	-
NEW YORK	86	76	.531	3.0
ARIZONA	85	77	.525	4.0
CHICAGO	84	78	.519	5.0
PHILADELPHIA	81	81	.500	8.0
z - CLINCHED WILD CARD				

The top two Wild Card teams from each league make the postseason and play each other in a one-game playoff.

The GB column in the Wild Card standings reflects games behind the second Wild Card team.



# 2019 FINAL STATISTICS

PITCHER	W-L	ERA	G	GS	CG	SHO	SV	IP	H	R	ER	HR	HB	BB	SO	WP	BK	AVG
Altherr,A	0-0	9.00	1	0	0	0	0	1.0	2	1	1	0	0	2	0	0	.400	
Alvarez,J	3-4	3.36	67	1	0	0	1	59.0	66	25	22	8	1	18	51	3	0	.284
+Anderson,D	0-0	7.50	2	0	0	0	0	6.0	6	5	5	1	0	6	6	0	0	.250
Arano,V	1-0	3.86	3	0	0	0	0	4.2	2	2	2	1	0	2	7	0	0	.154
Arrieta,J	8-8	4.64	24	24	0	0	0	135.2	149	76	70	21	7	51	110	7	0	.283
Davis,A	0-0	6.53	14	0	0	0	0	20.2	22	15	15	6	3	14	24	0	0	.272
+De Los Santos,E	0-1	7.36	5	1	0	0	0	11.0	13	9	9	4	0	5	9	1	1	.317
Dominguez,S	3-0	4.01	27	0	0	0	0	24.2	24	13	11	3	1	12	29	1	0	.250
Eflin,Z	10-13	4.13	32	28	2	1	0	163.1	172	88	75	28	6	48	129	1	0	.268
Eickhoff,J	3-4	5.71	12	10	0	0	1	58.1	58	37	37	18	2	18	51	0	0	.261
+Garcia,E	2-0	5.77	37	0	0	0	0	39.0	38	25	25	11	0	26	45	4	0	.266
+Hammer,J	1-0	3.79	20	0	0	0	0	19.0	15	8	8	2	0	12	13	1	0	.217
Hughes,J	2-1	3.91	25	0	0	0	0	23.0	16	10	10	7	0	8	20	1	0	.198
Hunter,T	0-0	0.00	5	0	0	0	0	5.1	2	0	0	0	0	5	0	0	0	.111
+Irvin,C	2-1	5.83	16	3	0	0	1	41.2	45	28	27	7	3	13	31	1	0	.278
Morgan,A	3-3	3.94	40	0	0	0	0	29.2	20	14	13	4	3	10	29	0	0	.187
Morin,M	1-3	5.79	29	0	0	0	0	28.0	26	18	18	3	2	8	15	2	0	.248
Neris,H	3-6	2.93	68	0	0	0	28	67.2	45	24	22	10	6	24	89	2	2	.186
Neshek,P	0-1	5.00	20	0	0	0	3	18.0	23	11	10	5	0	2	9	0	0	.303
Nicasio,J	2-3	4.75	47	0	0	0	1	47.1	57	27	25	4	2	21	45	0	1	.298
Nola,A	12-7	3.87	34	34	0	0	0	202.1	176	91	87	27	11	80	229	3	0	.233
Parker,B	2-1	5.04	23	2	0	0	0	25.0	19	14	14	6	1	6	31	0	0	.216
Pivetta,N	4-6	5.38	30	13	1	0	1	93.2	103	64	56	20	4	39	89	4	1	.278
Quinn,R	0-1	8.10	2	0	0	0	0	3.1	7	3	3	0	0	3	1	0	0	.438
Ramos,E	1-0	5.40	20	0	0	0	0	15.0	19	10	9	5	1	7	11	3	0	.311
Rios,Y	0-0	13.50	4	0	0	0	0	2.2	6	7	4	2	1	3	2	1	1	.462
Robertson,D	0-1	5.40	7	0	0	0	0	6.2	8	4	4	1	0	6	6	0	0	.296
Rodriguez,S	0-0	0.00	2	0	0	0	0	1.1	0	0	0	0	0	1	0	0	0	.000
Salas,N	0-0	6.75	3	0	0	0	0	2.2	8	2	2	1	0	0	3	0	0	.533
Smyly,D	3-2	4.45	12	12	0	0	0	62.2	62	34	31	13	1	21	68	2	0	.259
+Suarez,R	6-1	3.14	37	0	0	0	0	48.2	52	18	17	6	1	12	42	1	1	.278
Vargas,J	1-4	5.37	11	11	0	0	0	55.1	60	39	33	7	5	24	43	2	0	.284
Velasquez,V	7-8	4.91	33	23	0	0	0	117.1	120	69	64	26	9	43	130	5	0	.262
Vincent,N	1-2	1.93	14	0	0	0	0	14.0	11	3	3	1	1	4	17	0	0	.220
<b>PHILLIES</b>	<b>81-81</b>	<b>4.53</b>	<b>162</b>	<b>162</b>	<b>3</b>	<b>7</b>	<b>36</b>	<b>1453.2</b>	<b>1452</b>	<b>794</b>	<b>731</b>	<b>258</b>	<b>71</b>	<b>546</b>	<b>1392</b>	<b>45</b>	<b>7</b>	<b>.261</b>
<b>OPPONENTS</b>	<b>81-81</b>	<b>4.34</b>	<b>162</b>	<b>162</b>	<b>0</b>	<b>7</b>	<b>33</b>	<b>1452.2</b>	<b>1369</b>	<b>774</b>	<b>700</b>	<b>215</b>	<b>57</b>	<b>562</b>	<b>1453</b>	<b>66</b>	<b>1</b>	<b>.246</b>

+ Rookie

2019 REVIEW

## STARTERS BY BATTING ORDER

- 1st** McCutchen – 60; Hernández – 36; Kingery – 26; Segura – 12; Dickerson – 10; Harper – 8; Hoskins – 8; Quinn – 2
- 2nd** Segura – 81; Realmuto – 29; Harper – 23; Hoskins – 16; Kingery – 7; Hernández – 2; Miller – 2; Gosselin – 1; Morrison – 1
- 3rd** Harper – 120; Realmuto – 11; Segura – 10; Hoskins – 8; Kingery – 5; Bruce – 4; Dickerson – 4
- 4th** Hoskins – 127; Realmuto – 10; Dickerson – 8; Segura – 8; Miller – 4; Harper – 3; Bruce – 2
- 5th** Realmuto – 82; Segura – 25; Kingery – 11; Bruce – 9; Miller – 8; Hernández – 7; Dickerson – 5; Franco – 5; Herrera – 3; Haseley – 2; Rodríguez – 2; Williams – 2; Pirela – 1
- 6th** Hernández – 51; Kingery – 27; Herrera – 22; Bruce – 18; Franco – 8; Haseley – 6; Miller – 5; Segura – 5; Rodríguez – 4; Quinn – 4; Williams – 4; Dickerson – 3; Morrison – 3; Gosselin – 1; Knapp – 1; Realmuto – 1
- 7th** Hernández – 51; Kingery – 37; Franco – 18; Haseley – 14; Rodríguez – 9; Knapp – 8; Herrera – 6; Miller – 6; Williams – 4; Gosselin – 3; Quinn – 3; Franco – 2; Altherr – 1
- 8th** Franco – 69; Haseley – 32; Knapp – 18; Rodríguez – 9; Hernández – 6; Quinn – 4; Velasquez – 3; Altherr – 2; Eflin – 2; Gosselin – 2; Grullón – 2; Kingery – 2; Pirela – 2; Williams – 2; Arrieta – 1; De Los Santos – 1; Herrera – 1; Miller – 1; Nola – 1; Smyly – 1; Vargas – 1
- 9th** Nola – 31; Eflin – 25; Arrieta – 22; Velasquez – 18; Pivetta – 13; Eickhoff – 10; Quinn – 10; Smyly – 9; Vargas – 9; Haseley – 3; Knapp – 3; Williams – 3; Irvin – 2; Parker – 2; Álvarez – 1; Hernández – 1





# 2019 SPRING TRAINING STATISTICS

PITCHER	W-L	ERA	G	GS	CG	SHO	SV	IP	H	R	ER	HR	HB	BB	SO	WP	BK	AVG
Alvarez, J	0-0	5.06	11	0	0	0	0	10.2	12	6	6	1	1	5	13	2	1	.286
Anderson, D	2-0	0.71	4	4	0	0	0	12.2	6	1	1	0	0	2	12	0	0	.143
Arano, V	0-2	45.00	7	0	0	0	0	4.0	17	20	20	4	1	7	1	1	0	.654
Armas, G	0-0	0.00	1	0	0	0	1	0.1	0	0	0	0	0	0	1	0	0	.000
Arrieta, J	0-1	5.79	4	4	0	0	0	14.0	15	9	9	3	0	4	16	1	0	.278
Beato, P	0-0	0.00	5	0	0	0	0	4.1	3	0	0	0	0	3	5	1	0	.200
Bettencourt, T	0-0	18.00	1	0	0	0	0	1.0	1	2	2	0	0	1	0	1	0	.333
Bleich, J	0-0	3.00	8	0	0	0	0	9.0	6	4	3	1	0	7	11	0	0	.194
Brogdon, C	0-0	3.86	3	0	0	0	0	2.1	2	1	1	1	0	1	4	2	0	.200
Brown, Aa	0-0	3.38	4	0	0	0	0	2.2	2	1	1	1	0	0	3	0	0	.250
Brown, An	0-0	0.00	1	0	0	0	0	1.0	1	0	0	0	1	0	0	0	0	.333
Davis, A	0-0	12.00	5	0	0	0	0	6.0	8	8	8	1	0	5	9	0	0	.308
De Los Santos, E	1-0	5.14	3	2	0	0	0	7.0	5	5	4	2	2	1	9	0	0	.200
Dominguez, S	1-0	2.00	9	0	0	0	0	9.0	11	2	2	0	0	2	11	1	0	.282
Eflin, Z	1-2	3.54	5	5	0	0	0	20.1	17	10	8	4	1	5	18	0	1	.224
Eickhoff, J	0-0	4.00	3	2	0	0	0	9.0	7	4	4	3	0	4	12	1	0	.206
Eshelman, T	0-0	9.00	1	0	0	0	0	1.0	2	1	1	0	0	1	1	1	0	.400
Garcia, E	0-0	2.57	6	0	0	0	0	7.0	3	2	2	1	0	2	10	0	0	.125
Gilbert, T	1-0	3.60	4	0	0	0	0	5.0	5	2	2	1	0	0	6	0	0	.250
Hammer, JD	0-0	0.00	2	0	0	0	0	1.1	1	0	0	0	1	1	3	0	0	.200
Hunter, T	0-0	---	0	0	0	0	0	0.0	0	0	0	0	0	0	0	0	0	---
Irvin, C	3-1	3.48	4	2	0	0	0	10.1	13	4	4	1	1	3	9	0	0	.295
Leftwich, L	0-1	5.40	4	0	0	0	0	3.1	1	2	2	1	0	1	2	0	0	.091
Llovera, M	0-0	0.00	1	0	0	0	0	0.1	0	0	0	0	0	0	0	0	0	.000
Martin, J	0-0	3.38	7	0	0	0	0	8.0	8	4	3	2	0	3	6	0	0	.258
McGarry, S	0-0	21.60	3	0	0	0	0	1.2	7	4	4	1	0	1	2	0	0	.583
McKay, T	0-0	0.00	1	0	0	0	0	1.0	0	0	0	0	0	1	2	1	0	.000
Medina, A	0-0	3.86	3	1	0	0	0	4.2	3	2	2	0	0	1	5	0	0	.176
Morgan, A	0-1	4.50	9	0	0	0	0	8.0	8	5	4	2	0	2	10	0	0	.235
Neris, H	1-0	4.66	10	0	0	0	0	9.2	9	5	5	3	0	2	17	1	0	.243
Neshek, P	0-1	1.59	7	0	0	0	0	5.2	2	1	1	0	0	4	5	0	0	.118
Nicasio, J	0-0	9.64	6	0	0	0	0	4.2	4	5	5	2	2	1	3	1	0	.235
Nola, A	0-0	5.19	3	3	0	0	0	8.2	9	5	5	0	1	4	11	2	0	.265
Paredes, E	0-1	0.00	6	0	0	0	0	6.1	4	1	0	0	0	2	11	0	0	.160
Pazos, J	1-0	6.14	8	0	0	0	1	7.1	9	6	5	2	0	4	2	1	0	.290
Pivetta, N	1-1	3.31	4	2	0	0	0	16.1	10	6	6	2	2	5	14	0	0	.179
Ramirez, L	0-0	0.00	1	0	0	0	1	1.0	0	0	0	0	1	0	1	1	0	.000
Ramos, E	0-1	6.75	7	0	0	0	0	6.2	7	5	5	1	1	1	8	0	0	.259
Rios, Y	1-0	0.82	9	0	0	0	1	11.0	8	1	1	0	0	2	7	1	0	.211
Rivero, A	0-0	0.00	1	0	0	0	0	0.1	0	0	0	0	0	0	0	0	0	.000
Robertson, D	0-0	4.91	4	0	0	0	0	3.2	3	2	2	2	0	1	3	0	0	.214
Romero, J	0-0	1.13	3	2	0	0	1	8.0	4	2	1	1	0	4	7	0	0	.143
Singer, J	0-0	0.00	2	0	0	0	0	1.1	0	0	0	0	1	1	2	0	0	.000
Suarez, R	0-0	9.00	2	1	0	0	0	4.0	5	4	4	1	0	3	4	0	0	.313
Velasquez, V	1-2	12.79	3	3	0	0	0	6.1	11	9	9	3	0	7	15	0	0	.379
Viza, T	0-0	21.60	2	0	0	0	0	1.2	6	4	4	1	0	0	0	1	0	.545
Windle, T	0-0	0.00	6	0	0	0	1	4.0	2	0	0	0	0	0	4	0	0	.167
<b>PHILLIES</b>	<b>14-14</b>	<b>4.84</b>	<b>31</b>	<b>31</b>	<b>0</b>	<b>0</b>	<b>6</b>	<b>271.2</b>	<b>257</b>	<b>155</b>	<b>146</b>	<b>48</b>	<b>16</b>	<b>104</b>	<b>295</b>	<b>20</b>	<b>2</b>	<b>.247</b>
<b>OPPONENTS</b>	<b>14-14</b>	<b>4.81</b>	<b>31</b>	<b>31</b>	<b>0</b>	<b>1</b>	<b>4</b>	<b>271.1</b>	<b>270</b>	<b>156</b>	<b>145</b>	<b>40</b>	<b>14</b>	<b>93</b>	<b>322</b>	<b>16</b>	<b>0</b>	<b>.255</b>

2019 REVIEW

## PINCH HITTING

BATTER	AVG	AB	R	H	2B	3B	HR	RBI	SH	SF	HP	BB	SO	SB	CS	DP	OBP	SLG	OPS
Altherr,A	.091	11	0	1	1	0	0	1	0	0	0	0	5	0	0	0	.091	.182	.273
Brantly,R	.000	1	0	0	0	0	0	0	0	0	0	0	1	0	0	0	.000	.000	.000
Bruce,J	.118	17	2	2	0	0	2	3	0	0	0	0	5	0	0	2	.118	.471	.588
Cozens,D	.000	1	0	0	0	0	0	0	0	0	0	0	0	0	0	0	.000	.000	.000
Dickerson,C	.250	4	0	1	1	0	0	0	0	0	0	0	2	0	0	0	.250	.500	.750
Franco,M	.231	13	3	3	1	0	1	2	0	0	0	1	3	0	0	0	.286	.538	.824
Gosselin,P	.313	32	2	10	1	0	0	3	0	0	0	2	11	0	0	0	.353	.344	.697
Grullon,D	.000	2	0	0	0	0	0	0	0	0	0	0	1	0	0	1	.000	.000	.000
Harper,B	.500	2	1	1	0	0	1	2	0	0	0	1	0	0	0	0	.667	2.000	2.667
Haseley,A	.667	3	0	2	2	0	0	0	0	0	0	1	0	0	0	0	.667	1.333	2.000
Hernandez,C	.333	3	0	1	0	0	0	0	0	0	0	1	2	0	0	0	.500	.333	.833
Herrera,O	.000	5	0	0	0	0	0	0	0	0	0	0	0	0	0	0	.000	.000	.000
Kingery,S	.125	8	0	1	1	0	0	0	0	0	0	0	2	0	0	0	.125	.250	.375
Knapp,A	.219	32	3	7	1	0	0	2	0	0	0	2	11	0	0	1	.265	.250	.515
Miller,B	.233	30	4	7	0	1	1	3	0	0	1	3	8	1	0	0	.324	.400	.724
Morrison,L	.217	23	3	5	0	0	2	3	0	0	0	2	7	0	0	1	.280	.478	.758
Pirela,J	.250	8	0	2	1	0	0	0	0	0	0	1	0	0	0	0	.250	.375	.625
Quinn,R	.250	8	1	2	1	0	0	0	0	0	0	2	1	0	0	0	.400	.375	.775
Realmutto,J	.167	12	1	2	0	0	1	3	0	0	0	0	4	0	0	0	.167	.417	.583
Rodriguez,S	.154	26	5	4	0	0	1	3	0	1	0	4	13	1	0	1	.258	.269	.527
Segura,J	.333	3	1	1	1	0	0	0	0	0	0	0	0	0	0	0	.333	.667	1.000
Velasquez,V	1.000	1	0	1	0	0	0	0	0	0	0	0	0	0	0	0	1.000	1.000	2.000
Walding,M	.000	2	0	0	0	0	0	0	0	0	0	0	2	0	0	0	.000	.000	.000
Williams,N	.128	39	3	5	1	0	0	1	0	0	1	1	18	0	0	0	.171	.154	.325
<b>TOTALS</b>	<b>.203</b>	<b>286</b>	<b>29</b>	<b>58</b>	<b>12</b>	<b>1</b>	<b>9</b>	<b>26</b>	<b>0</b>	<b>1</b>	<b>2</b>	<b>19</b>	<b>98</b>	<b>2</b>	<b>0</b>	<b>6</b>	<b>.256</b>	<b>.346</b>	<b>.603</b>

## RUNNERS IN SCORING POSITION

BATTER	AVG	AB	H	2B	3B	HR	RBI	BB	IBB	SO	SH	SF	GIDP
Altherr,A	.143	7	1	1	0	0	1	1	0	1	0	0	0
Arrieta,J	.231	13	3	0	0	0	4	0	0	4	2	0	1
Brantly,R	.000	1	0	0	0	0	0	0	0	1	0	0	0
Bruce,J	.229	35	8	2	0	1	15	1	0	7	0	1	0
Dickerson,C	.386	44	17	5	2	1	25	0	0	11	0	1	0
Dominguez,S	.000	1	0	0	0	0	0	0	0	1	0	0	0
Eflin,Z	.133	15	2	0	0	0	2	0	0	8	0	0	0
Eickhoff,J	.000	3	0	0	0	0	0	0	0	2	2	0	0
Franco,M	.227	75	17	3	0	3	35	24	19	6	0	3	5
Gosselin,P	.375	16	6	3	0	0	7	1	0	5	0	0	0
Grullon,D	.500	2	1	1	0	0	1	0	0	1	0	0	0
Harper,B	.357	126	45	10	1	10	75	25	11	34	0	4	2
Haseley,A	.300	60	18	6	0	0	19	3	1	16	0	0	1
Hernandez,C	.282	149	42	8	1	0	53	18	4	27	0	4	1
Herrera,O	.235	34	8	3	0	0	13	1	0	10	0	1	0
Hoskins,R	.219	151	33	8	0	3	47	38	6	39	0	6	4
Irvin,C	.000	2	0	0	0	0	0	0	0	1	0	0	0
Kingery,S	.226	106	24	9	1	4	38	8	1	41	1	2	1
Knapp,A	.118	34	4	0	0	0	4	9	2	18	2	0	0
McCutchen,A	.281	32	9	2	0	1	17	14	0	9	0	0	0
Miller,B	.174	23	4	0	0	1	6	4	0	7	0	0	0
Morrison,L	.250	8	2	0	0	1	2	1	0	3	0	0	1
Neris,H	.000	1	0	0	0	0	0	0	0	1	0	0	0
Nicasio,J	.000	1	0	0	0	0	0	0	0	1	0	0	0
Nola,A	.154	13	2	0	0	0	2	2	0	2	0	0	0
Pirela,J	.333	3	1	0	0	1	2	2	0	0	0	0	0
Pivetta,N	.091	11	1	0	0	0	0	0	0	8	0	0	0
Quinn,R	.350	20	7	0	0	0	5	7	0	5	0	0	0
Realmutto,J	.241	145	35	11	0	4	54	9	2	41	0	8	6
Rodriguez,S	.174	23	4	2	0	0	6	3	0	8	3	1	2
Segura,J	.298	121	36	6	2	2	45	8	1	15	0	3	1
Smyly,D	.000	6	0	0	0	0	0	0	0	3	0	0	0
Vargas,J	.000	1	0	0	0	0	0	0	0	1	1	0	0
Velasquez,V	.200	5	1	0	0	1	3	0	0	3	3	0	0
Williams,N	.103	29	3	1	0	0	3	0	0	14	0	0	0
<b>TOTALS</b>	<b>.254</b>	<b>1316</b>	<b>334</b>	<b>81</b>	<b>7</b>	<b>33</b>	<b>484</b>	<b>179</b>	<b>47</b>	<b>354</b>	<b>14</b>	<b>34</b>	<b>25</b>

## MISCELLANEOUS CLUB STATISTICS

	HOME		ROAD		TOTALS	
	W	L	W	L	W	L
VS. ATLANTA	6	4	4	5	10	9
VS. MIAMI	5	5	4	5	9	10
VS. NEW YORK	7	3	5	4	12	7
VS. WASHINGTON	4	5	1	9	5	14
<b>TOTALS VS. EAST</b>	<b>22</b>	<b>17</b>	<b>14</b>	<b>23</b>	<b>36</b>	<b>40</b>
VS. CHICAGO	3	0	2	2	5	2
VS. CINCINNATI	2	1	2	2	4	3
VS. MILWAUKEE	1	3	2	1	3	4
VS. PITTSBURGH	2	1	2	1	4	2
VS. ST. LOUIS	2	1	2	1	4	2
<b>TOTALS VS. CENTRAL</b>	<b>10</b>	<b>6</b>	<b>10</b>	<b>7</b>	<b>20</b>	<b>13</b>
VS. ARIZONA	1	2	1	2	2	4
VS. COLORADO	3	0	1	3	4	3
VS. LOS ANGELES	2	2	0	3	2	5
VS. SAN DIEGO	1	2	2	1	3	3
VS. SAN FRANCISCO	2	1	1	3	3	4
<b>TOTALS VS. WEST</b>	<b>9</b>	<b>7</b>	<b>5</b>	<b>12</b>	<b>14</b>	<b>19</b>
<b>TOTALS VS. NL</b>	<b>41</b>	<b>30</b>	<b>29</b>	<b>42</b>	<b>70</b>	<b>72</b>
VS. BOSTON	0	2	2	0	2	2
VS. CLEVELAND	0	0	1	2	1	2
VS. CHICAGO	1	2	0	0	1	2
VS. DETROIT	1	1	2	0	3	1
VS. KANSAS CITY	0	0	2	1	2	1
VS. MINNESOTA	2	1	0	0	2	1
<b>TOTALS VS. AL</b>	<b>4</b>	<b>6</b>	<b>7</b>	<b>3</b>	<b>11</b>	<b>9</b>
<b>OVERALL TOTALS</b>	<b>45</b>	<b>36</b>	<b>36</b>	<b>45</b>	<b>81</b>	<b>81</b>

	PHI	OPP
DOUBLE PLAYS	139	111
TRIPLE PLAYS	0	0
LEFT ON BASE	1129	1119
GRAND SLAM HR	6	7
HOME RUNS - HOME	123	132
HOME RUNS - ROAD	92	126

	HOME		ROAD		TOTALS	
	W	L	W	L	W	L
SHUTOUTS	1	2	6	5	7	7
SHO - INDIVIDUAL	0	0	1	0	1	0
EXTRA INNINGS	3	4	4	2	7	6
ONE-RUN DECISIONS	14	9	6	11	20	20
TWO-RUN DECISIONS	8	9	5	2	13	11
VS. LH STARTERS	11	11	7	14	18	25
VS. RH STARTERS	34	25	29	31	63	56
GRASS FIELDS	45	36	35	43	80	79
ARTIFICIAL FIELDS	0	0	1	2	1	2
DAY GAMES	14	11	12	14	26	25
NIGHT GAMES	31	25	24	31	55	56

DOUBLEHEADERS (HOME)	WON 0	LOST 0	SPLIT 0
DOUBLEHEADERS (ROAD)	WON 0	LOST 2	SPLIT 0

### ATTENDANCE

HOME	2,727,421 (81 DATES)	33,672 AVG
ROAD	2,345,650 (81 DATES)	28,959 AVG

	WON	LOST
STARTERS	49	52
RELIEVERS	32	29
STREAKS	4	7

2019 REVIEW

## DETAILED HITTING

	AVG	AB	R	H	HR	RBI		AVG	AB	R	H	HR	RBI
VS. LEFT	.255	1516	231	387	63	225	P	.121	273	16	33	1	11
VS. RIGHT	.242	4055	543	982	152	517	C	.267	621	99	166	25	86
INN 1-3	.247	1846	247	456	66	233	1B	.224	585	89	131	31	88
INN 4-6	.264	1908	306	503	90	295	2B	.281	643	83	181	14	72
INN 7-9	.230	1692	212	389	55	206	3B	.243	589	74	143	23	72
EXTRA INN	.168	125	9	21	4	8	SS	.276	663	95	183	17	79
1ST BATTER	.237	668	109	158	28	76	LF	.264	645	100	170	40	119
2ND BATTER	.275	659	113	181	27	89	CF	.232	617	80	143	19	73
3RD BATTER	.261	632	98	165	34	113	RF	.250	612	101	153	35	114
4TH BATTER	.238	596	86	142	33	107	DH	.211	38	4	8	1	2
5TH BATTER	.250	643	84	161	19	74	PH	.203	286	29	58	9	26
6TH BATTER	.266	638	79	170	23	85							
7TH BATTER	.269	599	84	161	21	80							
8TH BATTER	.227	578	67	131	18	77							
9TH BATTER	.179	558	54	100	12	41							

## TEAM HITTING

	AVG	AB	R	H	HR	RBI
HOME	.253	2730	410	690	123	392
ROAD	.239	2841	364	679	92	350
DAY	.231	1707	238	394	68	227
NIGHT	.252	3864	536	975	147	515
GRASS	.245	5463	762	1336	212	732
TURF	.306	108	12	33	3	10
1ST HALF	.246	3057	442	753	115	421
2ND HALF	.245	2514	332	616	100	321
MAR	.236	89	23	21	8	23
APR	.243	912	123	222	30	118
MAY	.248	942	138	234	29	131
JUN	.241	902	128	217	40	119
JUL	.249	816	96	203	29	94
AUG	.262	948	144	248	33	137
SEP	.233	962	122	224	46	120

	AVG	AB	R	H	HR	RBI
ARI	.289	211	27	61	9	24
ATL	.251	630	97	158	36	94
CHI	.289	249	42	72	9	41
CIN	.206	228	32	47	11	29
COL	.265	245	28	65	7	27
LAD	.186	226	26	42	7	26
MIA	.248	681	105	169	23	97
MIL	.226	234	27	53	9	26
NYM	.277	675	113	187	33	113
PIT	.279	226	31	63	9	29
SD	.250	208	31	52	10	30
SF	.227	229	31	52	7	30
STL	.258	198	34	51	8	33
WSH	.228	631	72	144	21	69
BOS	.191	131	12	25	2	11
CLE	.218	101	12	22	4	12
CWS	.212	118	11	25	4	10
DET	.244	156	15	38	4	15
KC	.208	101	14	21	0	13
MIN	.237	93	14	22	2	13

## TEAM PITCHING

	W-L	ERA	G	IP	H	ER	BB	SO
HOME	45-36	4.37	81	748.0	740	363	268	701
ROAD	36-45	4.71	81	705.2	712	369	278	691
DAY	26-25	4.46	51	454.0	442	225	164	455
NIGHT	55-56	4.56	111	999.2	1010	507	382	937
GRASS	80-79	4.51	159	1428.2	1423	716	535	1376
TURF	1-2	5.76	3	25.0	29	16	11	16
1ST HALF	47-43	4.64	90	800.0	820	412	297	751
2ND HALF	34-38	4.39	72	653.2	632	319	249	641
MAR	3-0	3.67	3	27.0	21	11	16	26
APR	13-13	4.24	26	239.2	255	113	77	226
MAY	17-11	4.11	28	247.1	233	113	97	238
JUN	11-16	5.63	27	235.0	261	147	92	216
JUL	12-11	4.73	23	211.0	202	111	85	213
AUG	13-14	4.65	27	244.0	256	126	75	205
SEP	12-16	3.97	28	249.2	224	110	104	268

	W-L	ERA	G	IP	H	ER	BB	SO
ARI	2-4	6.06	6	52.0	57	35	23	40
ATL	10-9	5.67	19	166.2	174	105	80	183
CHI	5-2	4.19	7	62.1	58	29	33	49
CIN	4-3	3.00	7	63.0	52	21	23	65
COL	4-3	3.82	7	63.2	64	27	19	70
LAD	2-5	7.46	7	60.1	73	50	29	64
MIA	9-10	4.55	19	178.0	195	90	38	166
MIL	3-4	5.81	7	62.0	69	40	34	65
NYM	12-7	4.27	19	170.2	179	81	62	142
PIT	4-2	3.00	6	57.0	59	19	14	42
SD	3-3	5.26	6	53.0	55	31	23	43
SF	3-4	4.20	7	60.0	62	28	21	57
STL	4-2	3.23	6	53.0	36	19	18	51
WSH	5-14	5.25	19	163.0	170	95	73	162
BOS	2-2	2.75	4	36.0	26	11	12	38
CLE	1-2	5.04	3	25.0	21	14	9	26
CWS	1-2	4.09	3	33.0	28	15	7	38
DET	3-1	1.50	4	42.0	31	7	15	52
KC	2-1	1.73	3	26.0	18	5	7	21
MIN	2-1	3.33	3	27.0	25	10	6	18

# DETAILED FIELDING

## PITCHER

PLAYER	PCT	G	PO	A	E	TC	DP	TP
Altherr,A	.000	1	0	0	0	0	0	0
Alvarez,J	1.000	67	5	13	0	18	0	0
+Anderson,D	1.000	2	0	1	0	1	0	0
Arano,V	.000	3	0	0	0	0	0	0
Arrieta,J	.929	24	13	26	3	42	3	0
Davis,A	1.000	14	1	2	0	3	0	0
+De Los Santos,E	.000	5	0	0	0	0	0	0
Dominguez,S	1.000	27	2	5	0	7	0	0
Eflin,Z	.971	32	13	20	1	34	2	0
Eickhoff,J	1.000	12	3	7	0	10	0	0
+Garcia,E	1.000	37	2	1	0	3	0	0
+Hammer,J	1.000	20	0	2	0	2	0	0
Hughes,J	1.000	25	2	2	0	4	0	0
Hunter,T	1.000	5	2	0	0	2	0	0
+Irvin,C	.778	16	5	2	2	9	0	0
Morgan,A	1.000	40	1	2	0	3	0	0
Morin,M	1.000	29	2	2	0	4	0	0
Neris,H	1.000	68	6	6	0	12	0	0
Neshek,P	1.000	20	1	5	0	6	1	0
Nicasio,J	.917	47	4	7	1	12	0	0
Nola,A	1.000	34	9	27	0	36	3	0
Parker,B	1.000	23	2	1	0	3	0	0
Pivetta,N	1.000	30	9	7	0	16	0	0
Quinn,R	.000	2	0	0	0	0	0	0
Ramos,E	1.000	20	0	1	0	1	0	0
Rios,Y	.500	4	1	0	1	2	0	0
Robertson,D	1.000	7	1	0	0	1	0	0
Rodriguez,S	.000	2	0	0	0	0	0	0
Salas,F	.000	3	0	0	0	0	0	0
Smyly,D	1.000	12	1	6	0	7	0	0
+Suarez,R	1.000	37	5	8	0	13	0	0
Vargas,J	.846	11	2	9	2	13	0	0
Velasquez,V	.867	33	14	12	4	30	4	0
Vincent,N	.000	14	0	0	0	0	0	0

## CATCHER

PLAYER	PCT	G	PO	A	E	TC	DP	TP	PB
+Grullon,D	1.000	2	21	0	0	21	0	0	0
Knapp,A	.991	43	311	27	3	341	3	0	3
Realmutto,J	.992	133	1098	67	9	1174	14	0	8

## FIRST BASE

PLAYER	PCT	G	PO	A	E	TC	DP	TP
Franco,M	1.000	2	1	0	0	1	1	0
Hoskins,R	.993	158	1193	122	9	1324	111	0
Knapp,A	1.000	1	8	0	0	8	1	0
Morrison,L	1.000	3	14	0	0	14	2	0
Realmutto,J	1.000	4	17	2	0	19	2	0
Rodriguez,S	1.000	1	1	0	0	1	0	0

## SECOND BASE

PLAYER	PCT	G	PO	A	E	TC	DP	TP
Hernandez,C	.981	157	271	354	12	637	96	0
Kingery,S	1.000	10	18	20	0	38	6	0
Rodriguez,S	1.000	3	3	2	0	5	1	0

## THIRD BASE

PLAYER	PCT	G	PO	A	E	TC	DP	TP
Franco,M	.970	110	62	195	8	265	10	0
Gosselin,P	1.000	1	0	1	0	1	0	0
Kingery,S	.962	41	26	76	4	106	11	0
Miller,B	.941	19	5	27	2	34	1	0
Rodriguez,S	1.000	24	11	25	0	36	3	0

## SHORTSTOP

PLAYER	PCT	G	PO	A	E	TC	DP	TP
Gosselin,P	.933	5	6	8	1	15	2	0
Kingery,S	.967	18	17	41	2	60	11	0
Miller,B	1.000	1	0	1	0	1	0	0
Rodriguez,S	1.000	11	11	26	0	37	4	0
Segura,J	.963	142	175	351	20	546	83	0

## OUTFIELD

PLAYER	PCT	G	PO	A	E	TC	DP	TP
Altherr,A	.938	11	15	0	1	16	0	0
Bruce,J	1.000	31	55	4	0	59	1	0
Dickerson,C	1.000	32	53	0	0	53	0	0
Gosselin,P	1.000	6	5	0	0	5	0	0
Harper,B	.983	152	284	13	5	302	1	0
+Haseley,A	.992	65	126	4	1	131	2	0
Herrera,O	1.000	37	75	0	0	75	0	0
Kingery,S	.979	69	139	1	3	143	1	0
McCutchen,A	.982	58	106	2	2	110	0	0
Miller,B	1.000	17	20	2	0	22	0	0
Pirela,J	1.000	5	4	0	0	4	0	0
Quinn,R	.984	34	58	4	1	63	1	0
Rodriguez,S	1.000	14	14	1	0	15	0	0
Velasquez,V	1.000	1	1	1	0	2	0	0
Williams,N	1.000	28	31	1	0	32	0	0

+ Rookie

# TRANSACTIONS

## MARCH

- 3/28** RHP Tommy Hunter placed on 10-day IL with a right forearm strain (retro to 3/25)  
OF Roman Quinn placed on 10-day IL with a right oblique strain (retro to 3/25)

## APRIL

- 4/11** RHP Edubray Ramos optioned to Lehigh Valley (AAA)  
**4/12** RHP Victor Arano recalled from Lehigh Valley (AAA)  
**4/15** RHP David Robertson placed on 10-day IL with right elbow soreness  
RHP Drew Anderson recalled from Lehigh Valley (AAA)  
**4/16** RHP Drew Anderson optioned to Lehigh Valley (AAA)  
RHP Jerad Eickhoff recalled from Lehigh Valley (AAA)  
**4/17** RHP Tommy Hunter transferred to 60-day IL  
RHP Nick Pivetta optioned to Lehigh Valley (AAA)  
INF Phil Gosselin contract selected from Lehigh Valley (AAA)  
**4/18** OF Odúbel Herrera placed on 10-day IL with a right hamstring strain  
OF Roman Quinn reinstated from the 10-day IL  
**4/20** RHP Victor Arano placed on 10-day IL (retro to 4/19) with right elbow inflammation  
INF Scott Kingery placed on 10-day IL with a right hamstring strain  
SS Jean Segura placed on 10-day IL (retro to 4/17) with a left hamstring strain  
RHP Drew Anderson recalled from Lehigh Valley (AAA)  
LHP Austin Davis recalled from Lehigh Valley (AAA)  
INF Mitch Walding recalled from Lehigh Valley (AAA)  
**4/22** LHP Austin Davis optioned to Lehigh Valley (AAA)  
RHP Edubray Ramos recalled from Lehigh Valley (AAA)  
**4/24** RHP Drew Anderson optioned to Lehigh Valley (AAA)  
INF Mitch Walding optioned to Lehigh Valley (AAA)  
RHP Enyel De Los Santos recalled from Lehigh Valley (AAA)  
INF Sean Rodriguez contract selected from Lehigh Valley (AAA)  
LHP James Pazos designated for assignment  
**4/25** OF Roman Quinn placed on 10-day IL with a right groin strain  
OF Dylan Cozens recalled from Lehigh Valley (AAA)  
**4/27** INF Jean Segura reinstated from the 10-day IL  
OF Dylan Cozens optioned to Lehigh Valley (AAA)

## MAY

- 5/4** OF Aaron Altherr designated for assignment  
OF Odúbel Herrera reinstated from 10-day IL  
**5/5** RHP Enyel De Los Santos optioned to Lehigh Valley (AAA)  
**5/6** RHP Édgar García recalled from Lehigh Valley (AAA)  
**5/11** RHP Vince Velasquez placed on 10-day IL (retro to 5/8) with a right forearm strain  
LHP Austin Davis recalled from Lehigh Valley (AAA)  
LHP Austin Davis optioned to Lehigh Valley (AAA)  
**5/12** LHP Cole Irvin contract selected from Lehigh Valley (AAA)  
**5/13** RHP Edubray Ramos placed on 10-day IL with right biceps tendinitis  
LHP Austin Davis recalled from Lehigh Valley (AAA)

## MAY (continued)

- 5/17** LHP Austin Davis optioned to Lehigh Valley (AAA)  
RHP Enyel De Los Santos recalled from Lehigh Valley (AAA)  
**5/19** OF Nick Williams optioned to Lehigh Valley (AAA)  
INF/OF Scott Kingery reinstated from 10-day IL  
**5/23** LHP Cole Irvin optioned to Lehigh Valley (AAA)  
RHP Drew Anderson recalled from Lehigh Valley (AAA)  
**5/24** RHP Vince Velasquez reinstated from the 10-day IL  
RHP Drew Anderson optioned to Lehigh Valley (AAA)  
**5/25** RHP Pat Neshek placed on 10-day IL (retro to 5/24) with a right shoulder strain  
RHP JD Hammer contract selected from Lehigh Valley (AAA)  
RHP David Robertson transferred to 60-day IL  
**5/28** RHP Enyel De Los Santos optioned to Lehigh Valley (AAA)  
OF Odúbel Herrera placed on restricted list  
RHP Nick Pivetta recalled from Lehigh Valley (AAA)  
OF Nick Williams recalled from Lehigh Valley (AAA)  
**5/29** LHP Adam Morgan placed on 10-day IL (retro to 5/26) with a left forearm strain  
RHP Yackel Ríos recalled from Lehigh Valley (AAA)  
**5/31** RHP Zach Eflin placed on 10-day IL (retro to 5/28) with mid-back tightness  
LHP Cole Irvin recalled from Lehigh Valley (AAA)

## JUNE

- 6/2** OF Jay Bruce acquired along with cash considerations from SEA in exchange for minor league 3B Jake Scheiner  
**6/3** LHP Cole Irvin optioned to Lehigh Valley (AAA)  
OF Nick Williams optioned to Lehigh Valley (AAA)  
LHP Austin Davis recalled from Lehigh Valley (AAA)  
**6/4** OF Andrew McCutchen placed on 10-day IL with a left anterior cruciate ligament injury  
RHP Victor Arano transferred to 60-day IL  
OF Adam Haseley contract selected from Lehigh Valley (AAA)  
**6/6** RHP Yackel Ríos optioned to Lehigh Valley (AAA)  
**6/7** RHP Seranthony Domínguez placed on 10-day IL (retro to 6/6) with a right elbow UCL injury  
RHP Zach Eflin reinstated from 10-day IL  
LHP Ranger Suárez recalled from Lehigh Valley (AAA)  
**6/8** OF Adam Haseley placed on 10-day IL (retro to 6/6) with a left groin strain  
OF Nick Williams recalled from Lehigh Valley (AAA)  
**6/12** RHP Edubray Ramos reinstated from 10-day IL  
LHP Austin Davis optioned to Lehigh Valley (AAA)  
**6/14** INF Phil Gosselin designated for assignment  
INF Brad Miller contract selected from Lehigh Valley (AAA)  
**6/16** RHP Pat Neshek reinstated from 10-day IL  
LHP Cole Irvin recalled from Lehigh Valley (AAA)  
RHP Édgar García optioned to Lehigh Valley (AAA)  
LHP Ranger Suárez optioned to Lehigh Valley (AAA)  
**6/17** RHP Jerad Eickhoff placed on 10-day IL with right biceps tendinitis  
RHP Édgar García recalled from Lehigh Valley (AAA)  
OF Nick Williams optioned to Lehigh Valley (AAA)  
OF Roman Quinn reinstated from 10-day IL

## JUNE (continued)

- 6/20** RHP Pat Neshek placed on 10-day IL with a left hamstring strain  
LHP Ranger Suárez recalled from Lehigh Valley (AAA)
- 6/21** LHP Adam Morgan reinstated from 10-day IL  
LHP Cole Irvin optioned to Lehigh Valley (AAA)
- 6/23** RHP Edubray Ramos optioned to Lehigh Valley (AAA)  
RHP Enyel De Los Santos recalled from Lehigh Valley (AAA)
- 6/24** RHP Enyel De Los Santos optioned to Lehigh Valley (AAA)  
OF Andrew McCutchen transferred to 60-day IL  
RHP Fernando Salas contract selected from Lehigh Valley (AAA)
- 6/27** OF Adam Haseley reinstated from 10-day IL and optioned to Lehigh Valley (AAA)
- 6/28** RHP Fernando Salas designated for assignment  
RHP Tommy Hunter reinstated from 60-day IL

## JULY

- 7/4** RHP Juan Nicasio placed on 10-day IL with a left groin strain  
LHP Austin Davis recalled from Lehigh Valley (AAA)
- 7/5** LHP Austin Davis optioned to Lehigh Valley (AAA)  
RHP Yacksel Ríos recalled from Lehigh Valley (AAA)
- 7/12** C.J.T. Realmuto placed on paternity leave list  
RHP Pat Neshek transferred to 60-day IL  
C Rob Brantly contract selected from Lehigh Valley (AAA)
- 7/13** INF Sean Rodriguez placed on 10-day IL (retro to 7/10) with a right abdominal strain  
C Rob Brantly designated for assignment  
C.J.T. Realmuto reinstated from paternity leave list  
OF Adam Haseley recalled from Lehigh Valley (AAA)
- 7/14** RHP Tommy Hunter placed on 10-day IL with a right forearm strain  
RHP Edubray Ramos recalled from Lehigh Valley (AAA)
- 7/15** RHP Edubray Ramos placed on 10-day IL with a right shoulder impingement  
RHP Yacksel Ríos optioned to Lehigh Valley (AAA)  
RHP Juan Nicasio reinstated from 10-day IL  
LHP Austin Davis recalled from Lehigh Valley (AAA)
- 7/17** OF Jay Bruce placed on 10-day IL with a right oblique strain  
OF Nick Williams recalled from Lehigh Valley (AAA)
- 7/18** LHP Austin Davis optioned to Lehigh Valley (AAA)  
RHP Édgar García optioned to Lehigh Valley (AAA)  
RHP Fernando Salas contract selected from Lehigh Valley (AAA)  
LHP Cole Irvin recalled from Lehigh Valley (AAA)
- 7/19** RHP Seranthony Domínguez transferred to 60-day IL
- 7/20** RHP JD Hammer optioned to Lehigh Valley (AAA)
- 7/21** RHP Fernando Salas designated for assignment  
LHP Drew Smyly signed as a free agent
- 7/24** INF Brad Miller placed on 10-day IL with a right hip flexor strain  
INF Sean Rodriguez reinstated from 10-day IL
- 7/27** RHP Tommy Hunter transferred to 60-day IL
- 7/28** LHP Cole Irvin optioned to Lehigh Valley (AAA)  
RHP Édgar García recalled from Lehigh Valley (AAA)
- 7/30** RHP Édgar García optioned to Lehigh Valley (AAA)  
RHP Blake Parker signed as a free agent

## AUGUST

- 8/1** OF Nick Williams optioned to Lehigh Valley (AAA)  
RHP Héctor Neris placed on suspended list
- 8/2** LHP Adam Morgan placed on 10-day IL (retro to 8/1) with a left flexor strain
- 8/4** INF Maikel Franco optioned to Lehigh Valley (AAA)  
INF Brad Miller reinstated from 10-day IL  
RHP Héctor Neris reinstated from suspended list
- 8/8** OF Jay Bruce reinstated from 10-day IL  
OF Adam Haseley optioned to Lehigh Valley (AAA)
- 8/9** OF Jay Bruce placed on 10-day IL with a left flexor strain  
OF Adam Haseley recalled from Lehigh Valley (AAA)
- 8/14** RHP Jake Arrieta placed on 10-day IL with a bone spur in his right elbow (retro to 8/12)  
RHP Jerad Eickhoff transferred to 60-day IL  
INF Logan Morrison contract selected from Lehigh Valley (AAA)
- 8/17** OF Roman Quinn placed on 10-day IL with a right groin strain
- 8/19** RHP Jake Arrieta transferred to 60-day IL  
RHP Jerad Eickhoff reinstated from 60-day IL and optioned to Lehigh Valley (AAA)
- 8/23** OF Bryce Harper placed on paternity leave list  
INF Maikel Franco recalled from Lehigh Valley (AAA)
- 8/24** RHP Juan Nicasio placed on 10-day IL with right rotator cuff tendinitis  
RHP Nick Pivetta optioned to Lehigh Valley (AAA)  
RHP Austin Davis recalled from Lehigh Valley (AAA)  
RHP Édgar García recalled from Lehigh Valley (AAA)
- 8/26** INF Maikel Franco optioned to Lehigh Valley (AAA)  
OF Bryce Harper reinstated from paternity leave list

## SEPTEMBER

- 9/1** LHP Adam Morgan transferred to 60-day IL  
RHP Jerad Eickhoff recalled from Lehigh Valley (AAA) and placed on 60-day IL with a right middle finger blister/laceration  
OF Jay Bruce reinstated from 10-day IL  
LHP Cole Irvin recalled from Lehigh Valley (AAA)  
INF Phil Gosselin contract selected from Lehigh Valley (AAA)  
C Deivy Grullón contract selected from Lehigh Valley (AAA)  
RHP Nick Vincent contract selected from Lehigh Valley (AAA)
- 9/2** OF Nick Williams recalled from Lehigh Valley (AAA)
- 9/3** RHP Nick Pivetta recalled from Lehigh Valley (AAA)  
INF José Pirela recalled from Lehigh Valley (AAA)
- 9/5** INF Maikel Franco recalled from Lehigh Valley (AAA)
- 9/17** OF Corey Dickerson placed on 60-day IL with a fractured left foot  
RHP Edubray Ramos reinstated from 60-day IL
- 9/24** RHP Juan Nicasio reinstated from 10-day IL
- 9/28** RHP Enyel De Los Santos recalled from Lehigh Valley (AAA)







# HIGHS & LOWS

## TEAM BATTING

**Most runs, game, Phillies:** 14 – 4/16 vs NYM  
**Most runs, game, opponent:** 19 – 8/23 at MIA  
**Most runs, inning, Phillies:** 10 – 4/16 vs NYM (1st)  
**Most runs, inning, opponent:** 7 – 3 times, last: 8/23 at MIA (3rd)  
**Most hits, game, Phillies:** 19 – 6/24 vs NYM  
**Most hits, game, opponent:** 19 – 3 times, last: 8/23 at MIA  
**Most hits, inning, Phillies:** 7 – 6/30 at MIA (6th)  
**Most hits, inning, opponent:** 6 – 6 times, last: 8/23 at MIA (3rd)  
**Most doubles, game, Phillies:** 7 – 2 times, last: 8/24 at MIA  
**Most doubles, game, opponent:** 6 – 7/20 at PIT  
**Most triples, game, Phillies:** 2 – 8/28 vs PIT  
**Most triples, game, opponent:** 2 – 5/20 at CHI  
**Most home runs, game, Phillies:** 5 – 2 times, last: 9/10 vs ATL  
**Most home runs, game, opponent:** 8 – 6/10 vs ARI  
**Most extra-base hits, Phillies:** 10 – 4/16 vs NYM  
**Most extra-base hits, opponent:** 10 – 7/4 at ATL  
**Most stolen bases, Phillies:** 4 – 2 times, last: 9/8 at NYM  
**Most stolen bases, opponent:** 3 – 5/13 vs MIL  
**Most sacrifice flies, Phillies:** 2 – 6 times, last: 9/27 vs MIA  
**Most sacrifice flies, opponent:** 2 – 3 times, last: 9/25 at WSH  
**Most sacrifice hits, Phillies:** 2 – 4 times, last: 9/27 vs MIA  
**Most sacrifice hits, opponent:** 2 – 6 times, last: 9/27 vs MIA  
**Most walks, Phillies:** 11 – 8/11 at SF  
**Most walks, opponent:** 10 – 7/17 vs LAD  
**Most strikeouts, Phillies:** 18 – 7/23 at DET  
**Most strikeouts, opponent:** 18 – 4/14 at MIA  
**Most left on base, Phillies:** 19 – 4/19 at COL  
**Most left on base, opponent:** 15 – 2 times, last: 5/21 at CHI

## INDIVIDUAL BATTING

**Most runs, game:** 4 – McCutchen, 5/29 vs STL  
**Most hits, game:** 5 – Harper, 4/19 at COL  
**Most doubles, game:** 3 – Herrera, 4/2 at WSH  
**Most triples, game:** 1 – multiple players  
**Most home runs, game:** 2 – 11 times, last: Miller, 9/29 vs MIA  
**Most extra-base hits, game:** 3 – 4 times, last: Kingery, 6/10 vs ARI  
**Most RBI, game:** 6 – Bruce, 6/4 at SD  
**Most walks, game:** 3 – multiple players  
**Most sacrifice flies, game:** 2 – Realmuto, 8/30 vs NYM  
**Most sacrifice hits, game:** 2 – Eickhoff, 5/8 at STL  
**Most hit-by-pitch, game:** 1 – multiple players  
**Most stolen bases, game:** 2 – multiple players  
**Most caught stealing, game:** 1 – multiple players  
**Longest hit streak:** 16 games – Segura, 5/10-25  
**Longest HR streak:** 3 games – 5 times, last: Realmuto, 9/4-6  
**Longest on-base streak:** 21 games – Harper, 2 times, last: 7/14-8/7  
**Longest RBI streak:** 7 games – Hoskins, 4/27-5/5  
**Longest run scored streak:** 10 games – Harper, 8/18-9/2  
**Longest walk streak:** 8 games – Harper, 7/27-8/4  
**Longest stolen base streak:** 2 games – multiple players  
**Hit for the cycle:** N/A  
**Steal of home:** Quinn, 6/21 vs MIA

## INDIVIDUAL PITCHING

**Most innings, game, starter:** 9.0 – 3 times, last: Pivetta, 6/8 vs CIN  
**Most innings, game, reliever:** 4.0 – 3 times, last: Suárez, 6/10 vs ARI  
**Most strikeouts, game, starter:** 12 – Nola, 5/18 vs COL  
**Most strikeouts, game, reliever:** 6 – 3 times, last: Suárez, 6/10 vs ARI  
**Most walks, game, starter:** 6 – Arrieta, 3/31 vs ATL  
**Most walks, game, reliever:** 4 – Anderson, 4/23 at NYM  
**Most home runs allowed, game:** 5 – Eickhoff, 6/10 vs ARI  
**Most complete games:** 2 – Eflin, last: 5/11 at KC  
**Most shutouts:** 1 – Eflin, 5/11 at KC  
**Low-hit complete game:** 4 – Eflin, 5/11 at KC  
**Longest scoreless streak, starter:** 22.0 inn. – Nola, 6/21-7/7  
**Longest scoreless streak, reliever:** 13.1 inn. – Álvarez, 7/4-8/10  
**Longest winning streak, starter:** 6 games – Nola, 3/28-5/29  
**Longest winning streak, reliever:** 3 games – multiple players  
**Longest losing streak, starter:** 4 games – 2 times, last: Eflin, 7/4-27  
**Longest losing streak, reliever:** 3 games – multiple players  
**Longest saves streak:** 14 games – Neris, 4/7-6/11

## TEAM & INDIVIDUAL FIELDING

**Most errors, game, team:** 3 – 5 times, last: 9/22 at CLE  
**Most errors, game, individual:** 2 – 5 times, last: Hernández, 9/18 at ATL  
**Most double plays turned, game, Phillies:** 5 – 6/23 vs MIA  
**Most double plays turned, game, opponent:** 3 – 9/26 at WSH  
**Last triple play turned, Phillies:** N/A  
**Most outfield assists, team:** 1 – multiple times  
**Most outfield assists, individual:** 1 – multiple players  
**Most catcher caught stealing, team:** 3 – 8/26 vs PIT  
**Most catcher caught stealing, individual:** 3 – Realmuto – 8/26 vs PIT

## TEAM MISCELLANEOUS

**Longest winning streak:** 4 games – 5 times, last: 8/13-16  
**Longest losing streak:** 7 games – 6/16-23  
**Longest game, innings:** 15.0 inn. – 3 times, last: 9/27 vs MIA  
**Longest game, time (9 inn.):** 4:29 – 9/8 at NYM  
**Longest game, time (extra inn.):** 5:28 (15.0 inn.) – 8/2 vs CWS  
**Longest delay:** 2:37 – 7/17 vs LAD (rain)  
**Shortest game, innings:** N/A  
**Shortest game, time (9 inn.):** 2:16 – 6/12 vs ARI  
**Shortest game, time (less than 9 inn.):** N/A  
**Largest margin of victory:** 11 runs – 4/16 vs NYM (14-3)  
**Largest margin of defeat:** 14 runs – 3 times, last: 7/15 vs LAD  
**Come-from-behind wins:** 45 – last: 9/27 vs MIA  
**Largest deficit overcome:** 5 runs – last: 8/15 vs CHI (trailed 5-0)  
**Walk-off wins:** 7-7  
**Extra-inning games:** 7-6 – last: 9/27 vs MIA  
**One-run games:** 20-20 – last: 9/27 vs MIA  
**Shutout wins:** 7 times, last: 9/7 at NYM  
**Shutout losses:** 7 times, last: 8/8 at SF  
**Largest crowd, home:** 44,722 – 6/22 vs MIA  
**Largest crowd, road:** 54,307 – 5/31 at LAD  
**Most games above .500:** 11 – 5/29 vs STL (33-22)  
**Most games under .500:** 1 – 9/26 at WSH (79-80)

# HISTORY



## PHILLIES TEAM HISTORY

Philadelphia, a city rich in history and tradition, has played an integral part in professional baseball's history.

The city had several teams of different nicknames as far back as the 1860s, including a team called the Athletics in the National Association, a league that folded in 1875. Several of the stronger teams, including the Athletics, formed the National League, as it is still known today. The other charter members were the Boston Red Caps, Chicago White Stockings, Cincinnati Red Stockings, St. Louis Brown Stockings, Hartford Dark Blues, New York Mutuals and Louisville Grays.

The very first National League game was played in Philadelphia on April 22, 1876, at 25th and Jefferson Streets. Boston won, 6-5, before an estimated crowd of 3,000.

Resting in seventh place with a 14-45 record, the Athletics couldn't make their final western trip because of insufficient funds. The team was immediately expelled from the league.

Philadelphia was without a National League franchise until 1883. Following the 1882 season, the Worcester (MA) Brown Stockings were disbanded. The NL wanted a team in Philadelphia so a franchise was awarded to Alfred J. Reach, a former player and Philadelphia sporting goods founder, and attorney Col. John I. Rogers.

Starting a ballclub from scratch, the new owners named the team "Phillies," because they wanted the club to be identified with the city of Philadelphia. The Phillies endure as the oldest, continuous, one-nickname, one-city franchise in all of professional sports, an extraordinary tradition.



*Alfred Reach*

### FIRST PHILLIES GAME

The Phillies played their first game on May 1, 1883, losing to the Providence Grays, 4-3, at Recreation Park, at 24th Street and Columbia Avenue. The crowd was estimated at 1,200.

It was the start of a tradition in which 2,080 players have put on a Phillies uniform and over 151 million spectators have attended games in the city.

Since none of the players from the Worcester team were part of the sale, the first Phillies roster was made up of ex-minor league players and players from other NL teams. The team finished last, 17-81-1, and total attendance was a reported 55,992.

In 1887, the Phillies moved into a new "magnificent park" at Broad and Huntingdon Streets, which later became known as Baker Bowl (capacity 12,500). An estimated 20,000 fans jammed the park for the first game on April 30, a 15-9 win over the New York Giants.

Starting in 1901, the Phillies shared the Philadelphia baseball scene as the American League was formed. One of the eight AL teams was the Athletics, under manager Connie Mack. Initially, the A's were more successful and popular. A little more than a half-century later, the team was moved to Kansas City, leaving the Phillies as Philadelphia's lone major league ballclub.

The Phillies' first championship came in 1915 when Pat Moran, a former reserve catcher with the Phillies, led them to the pennant in his first year as manager. Grover Cleveland Alexander, a 31-game winner, won the first World Series game against the Boston Red Sox, who then swept the next four games. Woodrow Wilson became the first president to throw out the first ball at a World Series game. The historic moment took place prior to Game 2, Oct. 9, 1915, in Philadelphia.

Alexander was one of three future Hall of Famers on the 1915 pennant-winners. Left-handed pitcher Eppa Rixey and shortstop Dave "Beauty" Bancroft were the others.

The A's, under the stability of one owner, the Shibe family and later Mack, continued to do well, winning back-to-back World Championships in 1929-30. The Phillies, meanwhile, struggled for years under numerous owners, but had a star in outfielder Chuck Klein. The future Hall of Famer began a brilliant career with the Phillies in 1928.

Baker Bowl, once a magnificent ballpark, began to deteriorate. Following 51 years in that park, the Phillies moved to Shibe Park, the home of the A's, on July 4, 1938. In 1953, Shibe Park was renamed Connie Mack Stadium in honor of the A's longtime manager. Following 11 eighth-place finishes in 23 seasons, the A's left town after the 1954 season. The Phillies continued to play their home games in Connie Mack Stadium through 1970.

### CARPENTER ERA BEGINS

Perhaps the most significant move in Phillies history came when the Carpenter family of du Pont wealth in Wilmington, Del., bought the team on Nov. 23, 1943, for an estimated \$400,000.

In an effort to stimulate more interest in the club, Bob Carpenter Jr., the new president, announced a contest was being held to find a nickname for the Phillies. The name Blue Jays was chosen from among 623 suggestions.

Although it still maintained the official Phillies title, the club was known as the Blue Jays for the 1944 and 1945 seasons. The new name was used heavily during that time, but usage began to drop off in the following years and the Blue Jays name never appeared in the newspapers after 1947.

When Carpenter took over as president, he began to pour money into building a minor league system. The efforts paid off rather quickly when a young team nicknamed the Whiz Kids won the 1950 pennant. Dick Sisler hit a dramatic three-run homer in the 10th inning at Ebbets Field to sink the Brooklyn Dodgers, 4-1, on the last day of the season. Unfortunately, a world title eluded the Phillies as they were swept by the New York Yankees in four games. The Whiz Kids had two players that would eventually be enshrined in Cooperstown, pitcher Robin Roberts and outfielder Richie Ashburn.

Eddie Sawyer's young club was expected to be a force for a few years but a third-place tie in 1953 was the best they could do.

As early as that year, a new stadium in Philadelphia was envisioned by Mayor Richardson Dilworth. Fourteen years and many disagreements later, ground was broken for Veterans Stadium, which finally opened on April 10, 1971, with the Phillies defeating the Montreal Expos, 4-1.



*Robin Roberts, Eddie Sawyer and Richie Ashburn*



*Pat Moran*

## PHILLIES TEAM HISTORY

Under the leadership of Ruly Carpenter, who replaced his dad as club president in 1972, and General Manager Paul Owens, the Phillies dominated the National League East in the mid-1970s. They won three consecutive division titles starting in 1976, but couldn't get over the hump until 1980, a year after they signed free agent Pete Rose.

Led by manager Dallas Green, the Phillies made it to the World Series that year by defeating the Houston Astros in a gut-wrenching National League Championship Series. Sisler's historic homer in 1950 was replaced as the greatest moment in Phillies history at precisely 11:29 p.m. on Tuesday, Oct. 21, 1980, when Tug McGraw struck out Kansas City's Willie Wilson to give the franchise its first World Championship.

The powerful Phillies teams of that era were anchored by two future Hall of Famers, Steve Carlton, the first pitcher to win four Cy Young Awards, and third baseman Mike Schmidt, a three-time MVP.



*Paul Owens, Dallas Green and Ruly Carpenter*

### CARPENTER FAMILY SELLS

The end of a different era occurred after the 1981 season. Citing escalating player salaries, the Carpenter family put the Phillies up for sale. Bill Giles, executive vice president under Ruly Carpenter, and five other partners purchased the team for \$30 million.

In just the second year of this new ownership group, the Phillies won their fifth Eastern Division title in eight years. Adding two veterans, Tony Perez and Joe Morgan, to an experienced team created the nickname Wheeze Kids.

Owens, who went from the front office to manage the team in July, guided the Phillies to their fourth Fall Classic by eliminating the Los Angeles Dodgers in the 1983 NLCS. The Baltimore Orioles, however, won the World Series, 4-1.

The next time the Phillies found themselves in the playoffs was 1993, under manager Jim Fregosi. That club went from a last-place finish the previous year to the division title, leading the NL East for all but one day of the season.

As underdogs, the Phillies defeated the favored Atlanta Braves, 4-2, to make their third World Series appearance in the last 13 years. Fregosi joined Moran, Sawyer, Green and Owens as managers who led the Phillies to an NL pennant and a trip to the Fall Classic. However, a very entertaining World Series abruptly ended with Joe Carter's three-run homer, which gave the Toronto Blue Jays their second consecutive World Championship.

### CITIZENS BANK PARK OPENS

Ten years later, the Phillies family said goodbye to Veterans Stadium through a season-long series of "Field of Memories" events, which culminated with an emotional closing ceremony on Sept. 28, 2003, featuring dozens of current and former Phils. The following season, the Phillies moved into Citizens Bank Park, a state-of-the-art, grass and dirt ballpark. The outfield concourse was christened "Ashburn Alley," named after the Phillies' beloved Hall of Fame outfielder and broadcaster.

After four second-place finishes, the Phillies won the NL East in 2007, their first division title in 14 years. With Charlie Manuel at the helm, the Phillies overcame a seven-game deficit with 17 regular-season games remaining to edge the Mets on the last day of the season. However, they were swept in the first round of the playoffs by the Colorado Rockies.

The following year, the Phillies cemented their place in history by winning their second World Championship. After defeating the Milwaukee Brewers in the Division Series and the Los Angeles Dodgers in the National League Championship Series, Brad Lidge's strikeout of Tampa Bay's Eric Hinske on Oct. 29, 2008, started the biggest block party in the history of Philadelphia. Two days later, an estimated 2 million fans attended the parade down Broad Street. After a stop at Lincoln Financial Field, it culminated with an unforgettable on-field ceremony at Citizens Bank Park, where the Phillies were a perfect 7-0 in the playoffs.

In 2009, the Phillies made their second straight World Series appearance, a first in franchise history. It was the club's fifth appearance in the Fall Classic in 30 years, matching the Cardinals and Braves for the most in the NL during that period of time. The Yankees, who led all clubs with eight World Series appearances in the same time frame, defeated the Phillies, four games to two.

The Phillies recorded a franchise-record 102 victories in 2011 and for the second time in as many seasons, they led the majors in wins, a first in club history. That year also brought the team's run of consecutive division titles to five, tied with the Oakland Athletics for the fourth-longest streak in the Divisional Era (since 1969) among all major league teams, trailing only the Braves (14), Yankees (9) and Dodgers (7).

Fan support at Citizens Bank Park has been strong since the ballpark opened in 2004. Through their first 10 seasons at the ballpark, the club drew better than 3 million fans eight different times, including the record-setting mark of 3,680,718 in 2011. Highlighting that run was a streak of 257 consecutive regular-season sellouts at Citizens Bank Park from July 7, 2009 to Aug. 6, 2012.

From the 1950 pennant-winners to the great 1976-83 era to the recent 2007-11 run, one theme has been common throughout: homegrown talent. Whether it was Richie Ashburn, Robin Roberts and Del Ennis or Mike Schmidt, Larry Bowa and Greg Luzinski or Chase Utley, Jimmy Rollins and Ryan Howard, the Phillies have largely had their greatest successes relying on their scouting and player development.

One other talented homegrown character is the Phillie Phanatic, who debuted on April 25, 1978. As with the baseball team, the Phanatic, too, is a Philadelphia tradition.



# ALL-TIME ROSTER

Includes all players who have participated in one or more official National League games with the Phillies from 1883-2019, a total of 2,080 players. The most common names in Phillies history have been Miller (15), Smith (12) and Johnson (11).

A	
Abbatichchio, Ed	1897-98
Abbott, Fred	1905
Abbott, Kyle	1992-95
Abbott, Paul	2004
Abreu, Bobby	1998-2006
Acosta, Cy	1975
Adams, Bert	1915-19
Adams, Bob	1931-32
Adams, Buster	1943-45; 47
Adams, Mike	2013-14
Adams, Terry	2002-03; 05
Adduci, Jim	1989
Aguayo, Luis	1980-88
Akerfelds, Darrel	1990-91
Albright, Jack	1947
Aldred, Scott	1999-2000
Alexander, Grover	1911-17; 30
Alfaro, Jorge	2016-18
Alfonseca, Antonio	2007
Allen, Bob	1890-94
Allen, Bob	1937
Allen, Dick	1963-69; 75-76
Allen, Ethan	1934-36
Allen, Hezekiah	1884
Almon, Bill	1988
Altamirano, Porfirio	1982-83
Altherr, Aaron	2014-19
Alvarez, Clemente	2000
Álvarez, Henderson	2017
Álvarez, José	2019
Amaro, Ruben	1960-65
Amaro Jr., Ruben	1992-93; 95-98
Ames, Leon	1919
Andersen, Larry	1983-86; 93-94
Anderson, Dave	1889-90
Anderson, Drew	2017-19
Anderson, Harry	1957-60
Anderson, John	1958
Anderson, Marlon	1998-2002
Anderson, Mike	1971-75; 79
Anderson, Sparky	1959
Andrews, Ed	1884-89
Andrews, Fred	1976-77
Andrews, Stan	1945
Andrus, Bill	1937
Antolick, Joe	1944
Antonelli, John	1945
Arano, Victor	2017
Araujo, Elvis	2015-16
Arias, Alex	1998-2000
Arlett, Buzz	1931
Arnovich, Morrie	1936-40
Arrieta, Jake	2018
Asche, Cody	2013-16
Ashburn, Richie	1948-59
Ashby, Andy	1991-92; 2000
Asher, Alec	2015-16
Attreau, Dick	1926-27
Atwood, Bill	1936-40
Aumont, Phillippe	2012-15
Averill, Earl	1963
Avilán, Luis	2018
Aviles, Ramon	1979-81
Ayrault, Bob	1992-93

B	
Backman, Wally	1991-92
Baecht, Ed	1926-28
Baez, Dany	2010-11
Bahnsen, Stan	1982
Bailey, Andrew	2016
Bair, Doug	1987
Baird, Doug	1919

Baker, Floyd	1954-55
Bako, Paul	2009
Baldschun, Jack	1961-65
Baldwin, Henry	1927
Baller, Jay	1982; 92
Bancroft, Davey	1915-20
Bannister, Alan	1974-75
Barajas, Rod	2007
Barojas, Salome	1988
Barrett, Dick	1943-45
Barrett, Tommy	1988-89
Barron, Tony	1997
Barry, Rich	1969
Barry, Shad	1901-04
Barry, Thomas	1904
Bartell, Dick	1931-34
Bashore, Walt	1936
Barastardo, Antonio	2009-14
Bastian, Charlie	1885-88; 91
Batemann, John	1972
Bates, Bud	1939
Bates, Del	1970
Bates, John	1909-10
Batiste, Kim	1991-94
Battle, Howard	1996
Baumgartner, Stan	1914-16; 21-22
Baumholtz, Frankie	1956-57
Bautista, José	2018
Beam, Ernie	1895
Beato, Pedro	2017
Beck, Boom Boom	1939-43
Beck, Fred	1911
Becker, Beals	1913-15
Becker, Bob	1897-98
Bedell, Howie	1968
Bedrosian, Steve	1986-89
Beebe, Fred	1911
Beech, Matt	1996-98
Behan, Petie	1921-23
Belinsky, Bo	1965-66
Bell, David	2003-06
Bell, Juan	1992-93
Bender, Chief	1916-17
Benedict, Art	1883
Benge, Ray	1928-32; 36
Benjamin, Mike	1996
Benjamin, Stan	1939-42
Bennett, Dave	1964
Bennett, Dennis	1962-64
Bennett, Gary	1995-96; 98-01
Bennett, Joe	1923
Bennett, Joel	1999
Benoit, Joaquín	2017
Bentley, Jack	1926
Benton, Stan	1922
Berger, Wally	1940
Berly, John	1932-33
Bernadina, Roger	2013
Bernero, Adam	2006
Bernhard, Bill	1899-1900
Berry, Hodge	1902
Bertrand, Lefty	1936
Betts, Huck	1920-25
Bicknell, Charlie	1948-49
Billingsley, Chad	2015
Bird, Doug	1979
Bisenius, Joe	2007
Bishop, Jim	1923-24
Bittiger, Jeff	1986
Bivin, Jim	1935
Blackburne, Lena	1919
Blackwell, Tim	1976-77
Blake, Sheriff	1931

Blanco, Andrés	2014-17
Blanton, Cy	1940-42
Blanton, Joe	2008-12
Blatnick, Johnny	1948-50
Blattner, Buddy	1949
Blaylock, Marv	1955-57
Blazier, Ron	1996-97
Bloodworth, Jimmy	1950-51
Bocock, Brian	2010
Boever, Joe	1990-91
Bogusevic, Brian	2015
Bohn, T.J.	2008
Boitano, Dan	1978
Boland, Ed	1934-35
Bolen, Stew	1931-32
Bolger, Jim	1959
Bolling, Jack	1939
Booker, Rod	1990-91
Boone, Bob	1972-81
Boozar, John	1962-64; 66-69
Borland, Toby	1994-96; 98
Borowy, Hank	1949-50
Bosetti, Rick	1976
Boskie, Shawn	1994
Bottalico, Ricky	1994-98; 2001-02
Bottenfield, Kent	2000
Bouchee, Ed	1956-60
Bour, Justin	2018
Bourjos, Peter	2016
Bourn, Michael	2006-07
Bowa, Larry	1970-81
Bowker, John	2011
Bowman, Bob	1955-59
Bowman, Joe	1935-36
Bowman, Sumner	1890
Boyd, Jason	2000
Boyle, Jack	1893-98
Boyle, John	1912
Brack, Gib	1938-39
Brackenridge, John	1904
Bradley, Phil	1988
Brady, Charlie	1905
Bragan, Bobby	1940-42
Bramhall, Art	1935
Brandon, Darrell	1971-73
Brandt, Jackie	1966-67
Bransfield, Kitty	1905-11
Brantley, Cliff	1991-92
Brantley, Jeff	1999-2000
Brantly, Rob	2019
Branyan, Russell	2007
Brashear, Roy	1903
Breitenstein, Alonzo	1883
Brennan, Ad	1910-13
Bressler, Rube	1932
Brett, Ken	1973
Brewer, Billy	1997-99
Brewster, Charlie	1943
Brickell, Fred	1930-33
Briggs, John	1964-71
Brignac, Reid	2014
Brink, Brad	1992-93
Brinker, Bill	1912
Brito, Eude	2005-06
Brittin, Jack	1950-51
Brock, Chris	2000-01
Brogna, Rico	1997-2000
Brothers, Dan	1896
Brown, Charles	1907-09
Brown, Domic	2010-15
Brown, Lloyd	1940
Brown, Ollie	1974-77
Brown, Paul	1961-63; 68
Brown, Tom	1951-52

Brown, Willard	1891
Browne, Byron	1970-72
Browne, Earl	1937-38
Browne, George	1901-02; 12
Brownson, Mark	2000
Bruce, Jay	2019
Brugg, Frank	1921
Brummett, Tyson	2012
Bruner, Roy	1939-41
Bruntlett, Eric	2008-09
Brusstar, Warren	1977-82
Buchanan, David	2014-15
Buchholz, Clay	2017
Buckley, Dick	1894-95
Buffinton, Charlie	1887-89
Buhl, Bob	1966-67
Bullinger, Kirk	2000
Bullock, Eric	1989
Bunning, Jim	1964-67; 70-71
Burchell, Fred	1903
Burdette, Lew	1965
Burgess, Smoky	1952-55
Burich, Bill	1942; 46
Burk, Mack	1956; 58
Burkart, Elmer	1936-39
Burke, Bobby	1937
Burke, Eddie	1890
Burnett, A.J.	2014
Burns, Bill	1911
Burns, Michael	1913-18
Burns, George	1925
Burrell, Pat	2000-08
Burris, Al	1894
Burris, Emmanuel	2016
Busby, Red	1941; 43
Buskey, Joe	1926
Buskey, Mike	1977
Butcher, Max	1938-39
Butler, Charles	1933
Butler, Rob	1997
Buzhardt, John	1960-61
Byrd, Marlon	2002-05; 14
Byrd, Paul	1998-2001
Byrne, Bob	1913-17
Bystrom, Marty	1980-84

C	
Caballero, Putsy	1944-45; 47-52
Cabrera, Asdrúbal	2018
Cady, Forrest	2019
Cairo, Miguel	2009
Caldwell, Earl	1928
Caldwell, Ralph	1904-05
Calhoun, Jeff	1987-88
Callahan, Leo	1919
Callahan, Nixey	1894
Callison, Johnny	1960-69
Camilli, Dolph	1934-37
Camnitz, Howie	1913
Camp, Shawn	2014
Campbell, Bill	1984
Campusano, Sil	1990-91
Candino, Milo	1950-51
Cantwell, Mike	1919-20
Capron, Ralph	1913
Cardenal, Jose	1978-79
Cardwell, Don	1957-60
Carlin, Jim	1941
Carlson, Steve	1924-27
Carlton, Steve	1972-86
Carman, Don	1983-90
Carpenter, Andrew	2008-11
Carter, Amalio	1991
Carrera, Ezequiel	2013

# ALL-TIME ROSTER

Carsey, Kid 1892-97  
 Carter, Andy 1994-95  
 Casey, Dan 1886-89  
 Cash, Dave 1974-76  
 Cassian, Ed 1891  
 Castillo, Braulio 1991-92  
 Castle, John 1910  
 Castro, Fabio 2006-07  
 Castro, Juan 2010  
 Cater, Danny 1964  
 Causey, Cecil 1920-21  
 Cavanaugh, Pat 1919  
 Cedeño, Domingo 1999  
 Cedeño, Ronny 2014  
 Cervenak, Mike 2008  
 Chalmers, George 1910-16  
 Chamberlain, Wes 1990-94  
 Champion, Bill 1969-72  
 Chapin, Darrin 1992  
 Chapman, Ben 1945-46  
 Chapman, Travis 2003  
 Charlton, Norm 1995  
 Chavez, Endy 2005  
 Cheek, Harry 1910  
 Chen, Bruce 2000-01  
 Cheney, Larry 1919  
 Chetkovich, Mitchell 1945  
 Childress, Rocky 1985-86  
 Childs, Cupid 1888  
 Childs, Pete 1902  
 Chiles, Pearce 1899-1900  
 Chiozza, Dino 1935  
 Chiozza, Lou 1934-36  
 Christenson, Larry 1973-83  
 Church, Bubba 1950-52  
 Cieslak, Ted 1944  
 Clancy, Bud 1934  
 Clark, John 1938  
 Clark, Mel 1951-55  
 Clark, Ron 1975  
 Clarke, Jay 1919  
 Clay, Bill 1902  
 Clay, Danny 1988  
 Clemens, Doug 1966-68  
 Clement, Wallace 1908-09  
 Clements, Jack 1884-97  
 Cloyd, Tyler 2012-13  
 Coble, Dave 1939  
 Coffman, Dick 1945  
 Coggin, David 2000-02  
 Cohen, Al 1933  
 Coker, Jimmie 1958; 60-62  
 Cole, Dave 1955  
 Coleman, Choo Choo 1961  
 Coleman, John 1883-84  
 Coleman, John 1890  
 Collard, Earl 1930  
 Collier, Lou 2004  
 Collins, Phil 1929-35  
 Colton, Larry 1968  
 Combs, Pat 1989-92  
 Comer, Steve 1983  
 Command, Jim 1954-55  
 Compton, Mike 1970  
 Condrey, Clay 2006-09  
 Conger, Dick 1943  
 Conine, Jeff 2006  
 Conley, Bob 1958  
 Conley, Gene 1959-60  
 Conn, Bert 1898; 1900-01  
 Connell, Gene 1931  
 Connor, Roger 1892  
 Connors, Jerry 1892  
 Consolo, Billy 1962  
 Contreras, José 2010-12  
 Conway, Bill 1884  
 Cook, Dennis 1989-90; 2001  
 Cook, Paul 1884

Cooley, Duff 1896-99  
 Cooney, Jimmy 1927  
 Cooper, Claude 1916-17  
 Corbett, Gene 1936-38  
 Corcoran, Tim 1983-85  
 Cormier, Rheel 2001-06  
 Corrales, Pat 1964-65  
 Correia, Kevin 2015  
 Corridon, Frank 1904-05; 07-09  
 Coste, Chris 2006-09  
 Cotter, Dick 1911  
 Cotter, Ed 1926  
 Couch, John 1923-25  
 Courtney, Ernie 1905-08  
 Coveleski, Harry 1907-09  
 Covington, Chet 1944  
 Covington, Wes 1961-65  
 Cowan, Billy 1967  
 Cowley, Joe 1987  
 Cox, Danny 1991-92  
 Cox, Larry 1973-75  
 Cozens, Dylan 2018-19  
 Craig, Roger 1966  
 Cravath, Gavvy 1912-20  
 Crawford, Carlos 1996  
 Crawford, Glenn 1945-46  
 Crawford, J.P. 2017-18  
 Crawford, Larry 1937  
 Crespo, Felipe 2001  
 Crist, Chester 1906  
 Cristante, Leo 1951  
 Croft, Henry 1899  
 Cross, Lave 1892-97  
 Cross, Monte 1898-1901  
 Crouch, Bill 1941  
 Crowley, Jim 2004  
 Crowley, John 1884  
 Crumpler, Roy 1925  
 Cruz, Todd 1978  
 Culp, Ben 1942-44  
 Culp, Bill 1910  
 Culp, Ray 1963-66  
 Culver, George 1973-74  
 Cummings, Midre 1997  
 Curry, Tony 1960-61  
 Curtis, Cliff 1911-12  
 Curtis, Zac 2017-18  
 Cusick, Tony 1884-87

## D

Daal, Omar 2000-01  
 Dahlgren, Babe 1943  
 Dailey, Sam 1929  
 Daily, Ed 1885-87  
 Dalrymple, Clay 1960-68  
 Daniels, Tony 1945  
 Danks, Jordan 2015  
 Dark, Alvin 1960  
 d'Arnaud, Chase 2015  
 Darrow, George 1934  
 Daulton, Darren 1983; 85-97  
 Davis, Austin 2018  
 Davis, Curt 1934-36  
 Davis, Dick 1981-82  
 Davis, Dixie 1918  
 Davis, George (Kiddo) 1932; 34  
 Davis, Jacke 1962  
 Davis, Kane 2007  
 Davis, Mark 1980-81; 93  
 Davis, Spud 1928-33; 38-39  
 Dawley, Bill 1988  
 Day, Bill 1889-90  
 De Fratus, Justin 2011-15  
 De Los Santos, Enyel 2018-  
 De Los Santos, Valerio 2003  
 Dean, Wayland 1926-27  
 Decatur, Art 1925-27  
 Decker, Harry 1889-90

Deiningner, Otto 1908-09  
 Deitrick, Bill 1927-28  
 De Jesus, Ivan 1982-84  
 De Jesus, Jose 1990-91  
 Delahanty, Ed 1888-89; 91-01  
 Delahanty, Tom 1894  
 DeLeon, Jose 1992-93  
 Del Greco, Bobby 1960-61; 65  
 Dellker, Ed 1932-33  
 Dellucci, David 2006  
 Del Savio, Gar 1943  
 Demaree, Al 1915-16  
 Demeter, Tom 1961-63  
 Dennehy, Don 1923  
 Denny, Jerry 1891  
 Denny, John 1982-85  
 Denny, Bob 1980-83; 88-89  
 Deshaies, Jim 1995  
 Devine, Mickey 1918  
 Devlin, Jim 1887  
 Devore, Josh 1913-14  
 Diaz, Bo 1982-85  
 Dickerson, Corey 2019  
 Dickson, Murry 1954-56  
 Dickman, Jake 2012-15  
 Dietz, Dutch 1943  
 Dillhoefer, Bill 1918  
 Dillard, Gordon 1989  
 DiMaggio, Vince 1945-46  
 Dineen, Kerry 1978  
 Dinges, Vance 1945-46  
 Diorio, Ron 1973-74  
 Dishman, Glenn 1996  
 Dobbs, Greg 2007-10  
 Dodd, Robert 1998  
 Dodge, John 1912-13  
 Dolan, Alvin 1912-13  
 Dolan, Joe 1899-1901  
 Dominguez, Seranthonny 2018-  
 Donahue, Charles 1904  
 Donahue, John (Deacon) 1943-44  
 Donahue, Red 1898-1901  
 Donnelly, Blix 1946-50  
 Donohue, Joe 1891  
 Donovan, Jerry 1906  
 Dooin, Red 1902-14  
 Doolan, Mickey 1905-13  
 Doster, Dave 1996; 99  
 Douglass, Klondike 1898-1904  
 Dowd, Tom 1897  
 Dowell, Ken 1987  
 Downey, Tom 1912  
 Downs, Dave 1972  
 Dowse, Tom 1892  
 Doyle, Conny 1883  
 Doyle, Denny 1970-73  
 Doyle, John 1904  
 Drake, Solly 1959  
 Drews, Karl 1951-54  
 Dubiel, Monk 1948  
 Ducey, Rob 1999-2001  
 Duckworth, Brandon 2001-03  
 Dudley, Clise 1931-32  
 Duffy, Hugh 1904-06  
 Dugas, Gus 1933  
 Duguey, Oscar 1915-17  
 Duggleby, Bill 1898; 1901-07  
 Duncan, Mariano 1992-95  
 Duncan, Vern 1913  
 Dunham, Lee 1926  
 Dunkle, Davey 1897-98  
 Dunn, Jack 1900-01  
 Dupaugherr, Mike 1884  
 Durbin, Chad 2008-10; 13  
 Durbin, J.D. 2007  
 Duren, Ryne 1963-65  
 Durning, George 1925  
 Dykstra, Lenny 1989-96

## E

Easler, Mike 1987  
 Easton, John 1955; 59  
 Eastwick, Rawly 1978-79  
 Eaton, Adam 2007-08  
 Edens, Tom 1994  
 Edwards, Doc 1970  
 Eflin, Zach 2016-  
 Eickhoff, Jerad 2015-19  
 Eisenreich, Jim 1993-96  
 Elberfeld, Kid 1898  
 Elliott, Ace 1929-32  
 Elliott, Jim 1931-34  
 Ellis, A.J. 2016  
 Ellis, Ben 1896  
 Ellsworth, Dick 1967  
 Elster, Kevin 1995  
 Emery, Cal 1963  
 Emery, Herrick 1924  
 Ennis, Del 1946-56  
 Ennis, John 2007  
 Enzmann, John 1920  
 Erickson, Don 1958  
 Erickson, Paul 1948  
 Escalona, Sergio 2009  
 Esper, Duke 1890-92  
 Espinosa, Nino 1979-81  
 Esegian, Chuck 1958  
 Essian, Jim 1973-75  
 Estalella, Bobby 1996-99  
 Estrada, Johnny 2001-02  
 Etten, Nick 1941-42; 47  
 Evers, John 1917  
 Ewing, Bob 1910-11  
 Eyre, Scott 2008-09  
 Eyrich, George 1943

## F

Faircloth, Jim (Rags) 1919  
 Fallenstein, Ed 1931  
 Fanning, Jack 1894  
 Farmer, Ed 1974; 82-83  
 Farrar, Sid 1883-89  
 Farrell, Dick (Turk) 1956-61; 67-69  
 Farrell, Jack 1886  
 Fasano, Sal 2006  
 Featherston, Taylor 2016  
 Feinberg, Ed 1938-39  
 Felix, Harry 1902  
 Feliz, Pedro 2008-09  
 Ferguson, Alex 1927-29  
 Ferguson, Bob 1883  
 Ferguson, Charlie 1884-87  
 Fernandez, Chico 1957-59  
 Fernandez, Sid 1995-96  
 Ferrarese, Don 1961-62  
 Fick, John 1944  
 Fields, Jocko 1891  
 Fien, Casey 2017  
 Fiffeld, Jack 1897-99  
 Figgemeier, Frank 1894  
 Figueroa, Nelson 2001; 10  
 File, Larry (Sam) 1940  
 Fillingim, Dana 1925  
 Finley, Bob 1943-44  
 Finn, Mickey 1933  
 Finneran, Joe 1912-13  
 Finney, Lou 1947  
 Fireovid, Steve 1984  
 Fisher, Newt 1898  
 Fittery, Paul 1917  
 Fitzgerald, Mike 1918  
 Flager, Wally 1945  
 Flaherty, Pat 1910  
 Fleming, Tom 1902; 04  
 Fletcher, Art 1920; 22  
 Fletcher, Darrin 1990-91  
 Fletcher, Frank 1914

HISTORY











# ALL-TIME ROSTER

Stephenson, Walter	1937
Stevens, Bobby	1931
Stewart, Dave	1985-86
Stewart, Glen	1943-44
Stewart, Neb	1940
Stinnett, Kelly	2003
Stock, Milt	1915-18
Stocker, Kevin	1993-97
Stone, Gene	1969
Stone, Jeff	1983-87
Stone, Ron	1969-72
Stoner, Lil	1931
Stoviak, Ray	1938
Strike, John	1886
Strincevich, Nick	1948
Stuart, Dick	1965
Stuffel, Paul	1950; 52-53
Stumpf, Daniel	2016
Stutes, Michael	2011-13
Stutz, George	1926
Suárez, Ranger	2018-
Suhr, Gus	1939-40
Sulik, Ernie	1936
Sullivan, Frank	1961-62
Sullivan, Joe	1894-96
Sullivan, John	1968
Sullivan, Tom	1922
Sunday, Billy	1890
Surhoff, Rich	1985
Susce, George	1929
Susdorf, Stephen	2013
Sutherland, Gary	1966-68
Sutthoff, Jack	1904-05
Sveum, Dale	1992
Sweeney, Darnell	2015
Sweeney, Mike	2010
Sweetland, Les	1927-30
Swindle, R.J.	2008

## T

Taber, Ed	1926-27
Tabor, Jim	1946-47
Taguchi, So	2008
Taitt, Doug	1931-32
Tamulis, Vito	1941
Tartabull, Danny	1997
Taschner, Jack	2009
Tauby, Fred	1937
Taylor, Jack	1892-97
Taylor, Reggie	2000-01
Taylor, Tony	1960-71; 74-76
Tejeda, Robinson	2005
Tekulve, Kent	1985-88
Telemaco, Amaury	1999-2001; 03-05
Terlecki, Bob	1972
Therrien, Jesen	2017
Thevenow, Tommy	1929-30
Thigpen, Bobby	1993
Thoenen, Dick	1967
Thomas, Bill	1902
Thomas, Derrel	1985
Thomas, Frank	1964-65
Thomas, Roy	1899-1908; 10-11
Thomas, Tommy	1935
Thomas, Valmy	1959
Thomason, Erskine	1974
Thome, Jim	2003-05; 12
Thompson, Fresco	1927-30
Thompson, Jake	2016-18
Thompson, Jocko	1948-51

Thompson, Milt	1986-88; 93-94
Thompson, Sam	1889-98
Thon, Dickie	1989-91
Thornton, John	1891-92
Thurston, Joe	2006
Tierney, Cotton	1923
Timlin, Mike	2002
Tincup, Ben	1914-16; 18
Tinsley, Lee	1996
Titcomb, Cannonball	1886
Titus, John	1903-12
Todd, Al	1932-35
Tolan, Bobby	1976-77
Toliver, Fred	1985-87
Torgeson, Earl	1953-55
Torre, Frank	1962-63
Tovar, Cesar	1973
Townsend, John	1901
Tracy, Andy	2008
Tragesser, Walt	1919-20
Triandos, Gus	1964-65
Trillo, Manny	1979-82
Trinkle, Ken	1949
Triplett, Coaker	1943-45
Tucker, Michael	2005
Turner, Shane	1988
Turner, Tucker	1893-96
Twitchell, Wayne	1971-77
Tyng, Jim	1888
Tyson, Turkey	1944

## U

Uecker, Bob	1966-67
Ulrich, Dutch	1925-27
Underwood, Tom	1974-77
Unser, Del	1973-74; 79-82
Urbina, Ugueth	2005
Utley, Chase	2003-15

## V

Vadeboncoeur, Gene	1884
Valdes, Raúl	2012-13
Valdez, Wilson	2010-11
Valent, Eric	2001-02
Valentin, Jesmuel	2018
Valenzuela, Fernando	1994
Valo, Elmer	1956; 61
Van Buren, Deacon	1904
Van Dusen, Fred	1955
Van Dyke, Ben	1909
Van Slyke, Andy	1995
Vargas, Jason	2019
Varsho, Gary	1995
Vatcher, Jim	1990
Velasquez, Vince	2016
Verban, Emil	1946-48
Verbanic, Joe	1966
Verdel, Al	1944
Vergez, Johnny	1935-36
Vickery, Tom	1890; 93
Victorino, Shane	2005-12
Vincent, Nick	2019
Vines, Bob	1925
Vinton, Bill	1884-85
Virgil, Ozzy	1980-85
Vorhees, Cy	1902
Vosberg, Ed	2000-01
Vukovich, George	1980-82
Vukovich, John	1970-71; 76-77; 79-81

## W

Wagenhurst, Woodie	1888
Wagner, Billy	2004-05
Wagner, Gary	1965-69
Wagner, Hal	1948-49
Waitkus, Eddie	1949-53; 55
Wait, Charlie	1883
Walbeck, Matt	2001
Walczak, Edwin	1945
Walding, Mitch	2018-19
Walk, Bob	1980
Walker, Curt	1921-24
Walker, Harry	1947-48
Walker, Martin	1928
Walker, Tyler	2009
Wallace, Dave	1973-74
Wallace, Doc	1919
Wallace, Harry	1912
Wallace, Mike	1973-74
Walls, Lee	1960-61
Walrond, Les	2008
Walsh, August	1927-28
Walsh, Jimmy	1910-13
Walsh, John	1903
Walsh, Walt	1920
Walters, Bucky	1934-38
Walters, Ken	1960-61
Waner, Lloyd	1942
Ward, Bryan	2000
Ward, Joe	1906; 09-10
Ward, Piggy	1883; 89
Ward, Turner	2001
Warthen, Dan	1977
Warner, Fred	1883
Warner, Jackie	1933
Warren, Bennie	1939-42
Wasdell, Jimmy	1943-46
Washburn, Libe	1903
Washer, Buck	1905
Watkins, Dave	1969
Watkins, Ed	1902
Watkins, George	1935-36
Watson, Milt	1918-19
Watt, Eddie	1974
Watt, Frank	1931
Watwood, John	1939
Webb, Bill	1943
Webster, Lenny	1995
Wehmeier, Herm	1954-56
Wehmeister, Dave	1984
Weinert, Phil	1919-24
Weintraub, Phil	1938
Weiser, Bud	1915-16
Welch, Mike	1998
Welchance, Harry	1911
Wells, Bob	1994
Wells, Casper	2013
Wendell, Lew	1924-26
Wendell, Turk	2001; 03
Wenz, Fred	1970
Werth, Jayson	2007-10
West, David	1993-96
Westlake, Jim	1955
Westlake, Wally	1956
Weston, Mickey	1992
Weyhing, Gus	1892-95
Wheat, Mack	1920-21
Wheeler, George	1896-99
White, Bill	1966-68
White, C.B.	1883
White, Deke	1895

White, Doc	1901-02
White, Rick	2006
White, Sammy	1962
Whiten, Mark	1995-96
Whiteside, Matt	1998
Whiting, Jesse	1902
Whitman, Dick	1950-51
Whitney, Pinky	1928-33; 36-39
Whitrock, Bill	1896
Whitted, George	1915-19
Wigginton, Ty	2012
Wilber, Del	1951-52
Wilhelm, Kaiser	1921
Williams, Cy	1918-30
Williams, George	1961
Williams, Jerome	2014-15
Williams, Mike	1992-96; 2003
Williams, Mitch	1991-93
Williams, Nick	2017-
Williams, Walter	1903
Willingham, Tom	1931-33
Willoughby, Claude	1925-30
Wilson, Billy	1969-73
Wilson, Glenn	1984-87
Wilson, Hack	1934
Wilson, Jim	1923-28; 34-38
Wilson, Maxie	1940
Wiltse, Hal	1931
Wine, Bobby	1960; 62-68
Winston, Darrin	1997-98
Winters, Jesse	1921-23
Wise, Rick	1964; 66-71
Withrow, Frank	1920; 22
Wockenfuss, John	1984-85
Woehr, Andy	1923-24
Wolf, Randy	1999-2006
Wolff, Bill	1902
Wolstenholme, Abe	1883
Wolverton, Harry	1900-04
Wood, George	1886-89
Wood, Pete	1889
Woods, Jim	1960-61
Woodward, Frank	1918-19
Wooten, Shawn	2004
Wooley, Vance	2010-12
Worrell, Tim	2004-05
Wrightstone, Russ	1920-28
Wyatt, Whit	1945
Wyrostek, Johnny	1946-47; 52-54

## Y

Yarnall, Rusty	1926
Yeabsley, Bert	1919
Yingling, Joe	1894
Youmans, Floyd	1989
Young, Bobby	1958
Young, Del	1937-40
Young, Delmon	2013
Young, Dick	1951-52
Young, Michael	2013
Young, Mike	1988

## Z

Zachary, Tom	1936
Zachry, Pat	1985
Zagurski, Mike	2007; 10-11
Zeile, Todd	1996
Ziegler, Charlie	1900
Zimmer, Chief	1903
Zuber, Jon	1996; 98

# MANAGERS

There have been 54 managers of the Phillies.

YEAR(S)	NAME	GAMES	W	L	T	PCT	YEAR(S)	NAME	GAMES	W	L	T	PCT
1883	Bob Ferguson	17	4	13	0	.235	1948	Dusty Cooke	13	6	6	1	.542
1883	Bill Purcell	82	13	68	1	.165	1948-1952	Eddie Sawyer	591	296	292	3	.503
1884-1890	Harry Wright	755	387	351	17	.513	1952-1954	Steve O'Neill	324	182	140	2	.565
1890	Jack Clements	19	13	6	0	.684	1954	Terry Moore	77	35	42	0	.455
1890	Al Reach	11	4	7	0	.364	1955-1958	Mayo Smith	547	264	281	2	.484
1890	Bob Allen	35	25	10	0	.714	1958-1960	Eddie Sawyer	227	94	132	1	.416
1890-1893	Harry Wright	472	249	215	8	.528	1960	Andy Cohen	1	1	0	0	1.000
1894-1895	Arthur Irwin	263	149	110	4	.574	1960-1968	Gene Mauch	1331	645	684	2	.485
1896	Billy Nash	131	62	68	1	.477	1968	George Myatt	2	2	0	0	1.000
1897-1898	George Stallings	180	74	104	2	.417	1968-1969	Bob Skinner	215	92	123	0	.423
1898-1902	Bill Shettsline	677	367	303	7	.547	1969	George Myatt	54	19	35	0	.352
1903	Chief Zimmer	139	49	86	4	.367	1970-1972	Frank Lucchesi	399	166	233	0	.416
1904-1906	Hugh Duffy	464	206	251	7	.430	1972	Paul Owens	80	33	47	0	.413
1907-1909	Bill Murray	458	240	214	4	.528	1973-1979	Danny Ozark	1105	594	510	1	.538
1910-1914	Red Dooin	775	392	370	13	.514	1979-1981	Dallas Green	299	169	130	0	.565
1915-1918	Pat Moran	586	323	257	6	.556	1982-1983	Pat Corrales	248	132	115	1	.532
1919	Jack Coombs	62	18	44	0	.290	1983-1984	Paul Owens	239	128	111	0	.536
1919-1920	Gavvy Cravath	229	91	137	1	.400	1985-1987	John Felske	384	190	194	0	.495
1921	Bill Donovan	102	31	71	0	.304	1987-1988	Lee Elia	254	111	142	1	.439
1921-1922	Kaiser Wilhelm	206	77	128	1	.376	1988	John Vukovich	9	5	4	0	.556
1923-1926	Art Fletcher	612	231	378	3	.380	1989-1991	Nick Leyva	338	148	189	1	.438
1927	Stuffy McInnis	155	51	103	1	.332	1991-1996	Jim Fregosi	894	431	463	0	.482
1928-1933	Burt Shotton	923	370	549	4	.403	1997-2000	Terry Francona	648	285	363	0	.440
1934-1938	Jimmy Wilson	763	280	477	6	.371	2001-2004	Larry Bowa	645	337	308	0	.522
1938	Hans Lobert	2	0	2	0	.000	2004	Gary Varsho	2	1	1	0	.500
1939-1941	Doc Prothro	460	138	320	2	.302	2005-2013	Charlie Manuel	1416	780	636	0	.551
1942	Hans Lobert	151	42	109	0	.278	2013-2015	Ryne Sandberg	278	119	159	0	.428
1943	Bucky Harris	95	40	53	2	.432	2015-2017	Pete Mackanin	412	174	238	0	.422
1943-1945	Fred Fitzsimmons	283	102	179	2	.364	2018-2019	Gabe Kapler	324	161	163	0	.497
1945-1948	Ben Chapman	476	197	277	2	.414							

Two-term managers and their records: Wright (636-566); Sawyer (390-424); Lobert (42-111); Myatt (21-35); Owens (161-158)

# ALL-TIME COACHES ROSTER

*Amaro, Ruben	1980-81	Figueroa, Paco	2019	McClure, Bob	2014-17	*Sandberg, Ryne	2013
Bengough, Benny	1946-58	Flores, José David	2018	McDonnell, Maje	1948-57	Scott, Tony	2001-03
Beringer, Carroll	1973-78	Gott, Jim	2018-	McLaren, John	2016-17	*Seminick, Andy	1957-58; 67-69
Billmeyer, Mick	2004-13	*Gross, Greg	2001-04; 10-12	*McLish, Cal	1965-66	*Shea, Merv	1944-45
Bombard, Marc	2005-06	Guerrero, Pedro	2018-	McRae, Hal	1997-2000	Shepard, Larry	1967
*Bowa, Larry	1988-96; 2014-17	*Hebner, Rich	2001	Menke, Denis	1989-96	Smith, Steve	2007-08
Bristol, Dave	1982-85; 88	Henderson, Ramon	1998-2008	*Meyer, Ben	1925-26	*Spalding, Dick	1934-36
Carter, Dick	1959-60	Henderson, Steve	2013-16	Mills, Brad	1997-2000	*Stairs, Matt	2017
*Cash, Dave	1996	*Hoak, Don	1967	Mizerock, John	2014-15	Starrette, Herm	1979-81
Cisco, Galen	1997-2000	Hunter, Fred	1928-31; 33	*Morandini, Mickey	2016-17	Stumpo, Bob	2018-
Cohen, Andy	1960	*Johnson, Deron	1982-84	Moses, Wally	1955-58	Suggden, Joe	1926-27
Combs, Earle	1954	*Johnson, Syl	1939-41	Murphy, Dan	1927	Tannehill, Jesse	1920
Conroy, Wid	1922	*Jonnard, Bubber	1935	Myatt, George	1964-72	*Taylor, Tony	1977-79; 88-89
Cooke, Dusty	1948-52	Joyner, Wally	2013	Nichols, Rod	2013-15	*Thompson, Milt	2004-10
Cottier, Chuck	1997-2000	Kerrigan, Joe	2003-04	*Oldis, Bob	1964-66	Thomson, Rob	2018-
*Cravath, Gavvy	1923	*Killefer, Bill	1942	Onslow, John	1931-32	Tiefenauer, Bob	1979
*Culp, Benny	1946-47	*Klein, Chuck	1942-45	Osteen, Claude	1982-88	*Unser, Del	1985-88
Dancy, Bill	2005-06	*Knowles, Darold	1989-90	Perkins, Cy	1946-54	*Varsho, Gary	2002-06
Davenport, Jim	1986-87	Kranitz, Rick	2016-18	Perlozzo, Sam	2009-12	Velandia, Jorge	2015
Davis, Brandy	1972	Lanier, Hal	1990-91	Podres, Johnny	1991-96	Vincent, Al	1961-63
DeMars, Billy	1969-81	Lemon, Bob	1961	Posedel, Bill	1958	*Vukovich, John	1988-2004
Dickerson, Bobby	2019	*Lobert, Hans	1934-41	*Ragan, Pat	1924	Wathan, Dusty	2018-
Driver, Craig	2018-19	Lopes, Davey	2007-10	Riddle, Johnny	1959	Whitehill, Earl	1943
Dubee, Rich	2005-13	*Lowrey, Peanuts	1960-66	Rigoli, Joe	1996-97	Widmar, Al	1962-64; 68-69
Earnshaw, George	1949-50	Lundquist, Dave	2019	Rippelmeyer, Ray	1970-78	*Wilhelm, Kaiser	1921
*Edwards, Doc	1970-72	*Mackanin, Pete	2009-12; 14-15	Roberts, Mel	1992-95	Williams, Jimmy	2007-08
*Elia, Lee	1980-81; 85-87	Mallee, John	2018-19	Ruhle, Vern	2001-02	*Wine, Bobby	1972-83
Felske, John	1984	*Manuel, Charlie	2019	*Ryan, Mike	1980-95	Wright, Jim	1996
Ferrick, Tom	1959	Mayo, Eddie	1952-54	*Samuel, Juan	2011-17	*Wyatt, Whit	1955-57
						Young, Chris	2018-19

\* Played for the Phillies # Managed the Phillies

# YEAR-BY-YEAR FINISH

YEAR	MANAGER(S)	FINISH	W-L-T	PCT	ATTENDANCE
<b>8-TEAM LEAGUE</b>					
1883	Bob Ferguson & Bill Purcell	8	17-81-1	.178	55,992
1884	Harry Wright	6	39-73-1	.350	100,475
1885	Harry Wright	3	56-54-1	.509	150,698
1886	Harry Wright	4	71-43-5	.618	175,623
1887	Harry Wright	2	75-48-5	.605	253,671
1888	Harry Wright	3	69-61-1	.531	151,804
1889	Harry Wright	4	63-64-3	.496	281,869
1890	Harry Wright, Jack Clements, Al Reach & Bob Allen	3	78-53-1	.590	148,366
1891	Harry Wright	4	68-69-1	.496	217,282
<b>12-TEAM LEAGUE</b>					
1892	Harry Wright	4	87-66-1	.568	193,731
1893	Harry Wright	4	72-57-4	.556	293,019
1894	Arthur Irwin	4	71-57-1	.554	352,773
1895	Arthur Irwin	3	78-53-2	.594	474,971
1896	Billy Nash	8	62-68-0	.477	357,025
1897	George Stallings	10	55-77-2	.418	288,816
1898	George Stallings & Bill Shettsline	6	78-71-1	.523	265,414
1899	Bill Shettsline	3	94-58-2	.617	388,933
<b>8-TEAM LEAGUE</b>					
1900	Bill Shettsline	3	75-63-3	.543	301,913
1901	Bill Shettsline	2	83-57-0	.593	234,937
1902	Bill Shettsline	7	56-81-1	.409	112,066
1903	Chief Zimmer	7	49-86-4	.367	151,729
1904	Hugh Duffy	8	52-100-3	.345	140,771
1905	Hugh Duffy	4	83-69-3	.545	317,932
1906	Hugh Duffy	4	71-82-1	.464	294,680
1907	Bill Murray	3	83-64-2	.564	341,216
1908	Bill Murray	4	83-71-1	.539	420,660
1909	Bill Murray	5	74-79-1	.484	303,177
1910	Red Dooin	4	78-75-4	.510	296,597
1911	Red Dooin	4	79-73-1	.520	416,000
1912	Red Dooin	5	73-79-0	.480	250,000
1913	Red Dooin	2	88-63-8	.579	470,000
1914	Red Dooin	6	74-80-0	.481	138,474
1915	<b>Pat Moran</b>	<b>1</b>	<b>90-62-1</b>	<b>.592</b>	<b>449,898</b>
1916	Pat Moran	2	91-62-1	.594	515,365
1917	Pat Moran	2	87-65-2	.571	354,428
1918	Pat Moran	6	55-68-2	.448	122,266
1919	Jack Coombs & Gavvy Cravath	8	47-90-1	.344	240,424
1920	Gavvy Cravath	8	62-91-0	.405	330,998
1921	Bill Donovan & Kaiser Wilhelm	8	51-103-0	.331	273,961
1922	Kaiser Wilhelm	7	57-96-1	.373	232,471
1923	Art Fletcher	8	50-104-1	.326	228,168
1924	Art Fletcher	7	55-96-1	.365	299,818
1925	Art Fletcher	*6	68-85-0	.444	304,905
1926	Art Fletcher	8	58-93-1	.385	240,600
1927	Stuffy McInnis	8	51-103-1	.332	305,420
1928	Burt Shotton	8	43-109-0	.283	182,168
1929	Burt Shotton	5	71-82-1	.464	281,200
1930	Burt Shotton	8	52-102-2	.340	299,007
1931	Burt Shotton	6	66-88-1	.429	284,849
1932	Burt Shotton	4	78-76-0	.506	268,914
1933	Burt Shotton	7	60-92-0	.395	156,421
1934	Jimmy Wilson	7	56-93-0	.376	169,885
1935	Jimmy Wilson	7	64-89-3	.420	205,470
1936	Jimmy Wilson	8	54-100-0	.351	249,219
1937	Jimmy Wilson	7	61-92-2	.400	212,790
1938	Jimmy Wilson & Hans Lobert	8	45-105-1	.301	161,111
1939	Doc Prothro	8	45-106-1	.299	277,973
1940	Doc Prothro	8	50-103-0	.327	207,177
1941	Doc Prothro	8	43-111-1	.281	231,401
1942	Hans Lobert	8	42-109-0	.278	230,183
1943	Bucky Harris & Fred Fitzsimmons	7	64-90-3	.417	466,975
1944	Fred Fitzsimmons	8	61-92-1	.399	369,586
1945	Fred Fitzsimmons & Ben Chapman	8	46-108-0	.299	285,057
1946	Ben Chapman	5	69-85-1	.448	1,045,247
1947	Ben Chapman	*7	62-92-1	.403	907,332
1948	Ben Chapman, Dusty Cooke & Eddie Sawyer	6	66-88-1	.429	767,429
1949	Eddie Sawyer	3	81-73-0	.526	819,698
1950	<b>Eddie Sawyer</b>	<b>1</b>	<b>91-63-3</b>	<b>.589</b>	<b>1,217,035</b>
1951	Eddie Sawyer	5	73-81-0	.474	937,658
1952	Eddie Sawyer & Steve O'Neill	4	87-67-0	.565	755,417
1953	Steve O'Neill	*3	83-71-2	.538	853,644
1954	Steve O'Neill & Terry Moore	4	75-79-0	.487	738,991

# YEAR-BY-YEAR FINISH

YEAR	MANAGER(S)	FINISH	W-L-T	PCT	ATTENDANCE
1955	Mayo Smith	4	77-77-0	.500	922,886
1956	Mayo Smith	5	71-83-0	.461	934,798
1957	Mayo Smith	5	77-77-2	.500	1,146,230
1958	Mayo Smith & Eddie Sawyer	8	69-85-0	.448	931,110
1959	Eddie Sawyer	8	64-90-1	.416	802,815
1960	Eddie Sawyer, Andy Cohen & Gene Mauch	8	59-95-0	.383	862,205
1961	Gene Mauch	8	47-107-1	.306	590,205
<b>10-TEAM LEAGUE</b>					
1962	Gene Mauch	7	81-80-0	.503	762,034
1963	Gene Mauch	4	87-75-0	.537	907,141
1964	Gene Mauch	*2	92-70-0	.568	1,425,891
1965	Gene Mauch	6	85-76-1	.528	1,166,376
1966	Gene Mauch	4	87-75-0	.537	1,108,201
1967	Gene Mauch	5	82-80-0	.506	828,888
1968	Gene Mauch, George Myatt & Bob Skinner	*7	76-86-0	.469	664,546
<b>TWO 6-TEAM DIVISIONS</b>					
1969	Bob Skinner & George Myatt	5	63-99-0	.389	519,414
1970	Frank Lucchesi	5	73-88-0	.453	708,247
1971	Frank Lucchesi	6	67-95-0	.414	1,511,223
1972	Frank Lucchesi & Paul Owens	6	59-97-0	.378	1,343,329
1973	Danny Ozark	6	71-91-0	.438	1,475,934
1974	Danny Ozark	3	80-82-0	.494	1,808,648
1975	Danny Ozark	2	86-76-0	.531	1,909,233
1976	Danny Ozark	†1	101-61-0	.623	2,480,150
1977	Danny Ozark	†1	101-61-0	.623	2,700,070
1978	Danny Ozark	†1	90-72-0	.556	2,583,389
1979	Danny Ozark & Dallas Green	4	84-78-1	.519	2,775,011
<b>1980</b>	<b>Dallas Green</b>	<b>†1</b>	<b>91-71-0</b>	<b>.562</b>	<b>2,651,650</b>
1981	Dallas Green	#3	59-48-0	.551	1,638,932
1982	Pat Corrales	2	89-73-0	.549	2,376,394
<b>1983</b>	<b>Pat Corrales &amp; Paul Owens</b>	<b>†1</b>	<b>90-72-1</b>	<b>.556</b>	<b>2,128,339</b>
1984	Paul Owens	4	81-81-0	.500	2,062,696
1985	John Felske	5	75-87-0	.463	1,830,350
1986	John Felske	2	86-75-0	.534	1,933,355
1987	John Felske & Lee Elia	*4	80-82-0	.494	2,100,110
1988	Lee Elia & John Vukovich	6	65-96-1	.404	1,990,041
1989	Nick Leyva	6	67-95-1	.411	1,861,985
1990	Nick Leyva	*4	77-85-0	.475	1,992,484
1991	Nick Leyva & Jim Fregosi	3	78-84-0	.481	2,050,012
1992	Jim Fregosi	6	70-92-0	.432	1,927,448
<b>TWO 7-TEAM DIVISIONS</b>					
<b>1993</b>	<b>Jim Fregosi</b>	<b>†1</b>	<b>97-65-0</b>	<b>.599</b>	<b>3,137,674</b>
<b>THREE DIVISIONS (one 4-team, two 5-team)</b>					
1994	Jim Fregosi	4	54-61-0	.470	2,290,971
1995	Jim Fregosi	*2	69-75-0	.479	2,043,588
1996	Jim Fregosi	5	67-95-0	.414	1,801,677
1997	Terry Francona	5	68-94-0	.420	1,490,638
<b>THREE DIVISIONS (one 6-team, two 5-team)</b>					
1998	Terry Francona	3	75-87-0	.463	1,715,702
1999	Terry Francona	3	77-85-0	.475	1,825,337
2000	Terry Francona	5	65-97-0	.401	1,612,769
2001	Larry Bowa	2	86-76-0	.531	1,782,054
2002	Larry Bowa	3	80-81-0	.497	1,618,141
2003	Larry Bowa	3	86-76-0	.531	2,259,948
2004	Larry Bowa & Gary Varsho	2	86-76-0	.531	3,250,092
2005	Charlie Manuel	2	88-74-0	.543	2,665,304
2006	Charlie Manuel	2	85-77-0	.525	2,701,815
2007	Charlie Manuel	†1	89-73-0	.549	3,108,325
<b>2008</b>	<b>Charlie Manuel</b>	<b>†1</b>	<b>92-70-0</b>	<b>.568</b>	<b>3,422,583</b>
<b>2009</b>	<b>Charlie Manuel</b>	<b>†1</b>	<b>93-69-0</b>	<b>.574</b>	<b>3,600,693</b>
2010	Charlie Manuel	†1	97-65-0	.599	3,647,249
2011	Charlie Manuel	†1	102-60-0	.630	3,680,718
2012	Charlie Manuel	3	81-81-0	.500	3,565,718
<b>THREE DIVISIONS (5 teams each)</b>					
2013	Charlie Manuel & Ryne Sandberg	4	73-89-0	.451	3,012,403
2014	Ryne Sandberg	5	73-89-0	.451	2,423,852
2015	Ryne Sandberg & Pete Mackanin	5	63-99-0	.389	1,831,080
2016	Pete Mackanin	4	71-91-0	.438	1,915,144
2017	Pete Mackanin	5	66-96-0	.407	1,905,354
2018	Gabe Kapler	3	80-82-0	.494	^2,155,695
2019	Gabe Kapler	4	81-81-0	.500	2,727,421
					151,424,888

**World Champions; National League Champions; †** NL Eastern Division Champions; \* Tied;

# Won 1st half (34-21, 1½ games ahead); third in 2nd half; ^ Does not include attendance for 8/19 game at Williamsport

# IMPORTANT DATES

## CLINCHING DATES

September 17	Phillies win 2011 NL East Title vs STL – Game 150
September 26	Phillies win 1976 NL East Title at MTL – Game 156
September 27	Phillies win 1977 NL East Title at CHI – Game 157
	Phillies win 2008 NL East Title vs WSH – Game 161
	Phillies win 2010 NL East Title at WSH – Game 157
September 28	Phillies win 1983 NL East Title at CHI – Game 160 (of 163)
	Phillies win 1993 NL East Title at PIT – Game 157
September 29	Phillies win 1915 NL Pennant at BOS – Game 147 (of 152)
September 30	Phillies win 1978 NL East Title at PIT – Game 161
	Phillies win 2007 NL East Title vs WSH – Game 162
	Phillies win 2009 NL East Title vs HOU – Game 158
October 1	Phillies win 1950 NL Pennant at BKN – Game 157 (final game)
October 4	Phillies win 1980 NL East Title at MTL – Game 161
October 8	Phillies win 1983 NL Pennant vs LAD
October 12	Phillies win 1980 NL Pennant at HOU
October 13	Phillies win 1993 NL Pennant vs ATL
October 15	Phillies win 2008 NL Pennant at LAD
October 21	Phillies win 1980 World Series vs KC
	Phillies win 2009 NL Pennant vs LAD
October 29	Phillies win 2008 World Series vs TB
	(completion of suspended game beginning on 10/27)

## PHILLIES IN FIRST PLACE – SOLE POSSESSION

(Since 1900)

May 1	June 1	July 1	At All-Star	August 1	September 1
1900	1900	1950	<b>Break</b>	1915	1915
1911	1913	1976	1950	1950	1950
1915	1964	1978	1964	1964	1964
1916	1976	1993	1974	1976	1976
1953	1981	1995	1976	1978	1977
1964	1993	2001	1978	1982	1978
1993	1995	2004	1982	1993	1993
2001	2001	2008	1993	2008	2009
2008	2008	2009	2001	2009	2011
2011	2009	2011	2004	2011	
2019	2011		2008	2018	
	2019		2009		
			2011		
			2018		

### UNIFORM NUMBERS

Highest number worn –	99 by Mitch Williams in 1993, Turk Wendell in 2001, So Taguchi in 2008
Lowest number worn –	0 by Al Oliver in 1984 00 by Omar Olivares in 1995, Rick White in 2006
Most numbers worn –	7 by Granny Hamner (1, 2, 6, 17, 29, 33, 37) 7 by Chuck Klein (1, 3, 8, 26, 29, 32, 36)
Retired numbers –	36 in 1962 (Robin Roberts) 1 in 1979 (Richie Ashburn) 32 in 1989 (Steve Carlton) 20 in 1990 (Mike Schmidt) 42 in 1997 (In honor of Jackie Robinson) 14 in 2001 (Jim Bunning)

### TIE GAMES

The Phillies have played 77 tie games since 1900, including a club-record eight in 1913. The last tie game was June 5, 1989 vs. Pittsburgh.

Tie games by NL club:

14	Cubs and *Braves
11	Giants
10	*Dodgers
9	Reds
8	Cardinals and Pirates
2	Expos
1	Mets
0	Brewers, Diamondbacks, Marlins, Padres and Rockies

\*Phils have not had a tie vs. Braves or Dodgers since they moved to Atlanta and Los Angeles, respectively.



# OPENING DAY

DATE	OPP	RESULT	WP	LP
5/1/1883	vs PRV	L, 4-3	Radbourn	COLEMAN
5/1/1884	vs DET	W, 13-2	FERGUSON	Weidman
5/2/1885	vs PRV	L, 8-2	Radbourn	FERGUSON
4/29/1886	at WSH	L, 6-3	Shaw	CASEY
4/28/1887	at NYG	L, 4-3	Keefe	DAILY
4/20/1888	vs BOS	L, 4-3	Clarkson	GLEASON
4/24/1889	at WSH	W, 8-4	BUFFINGTON	Keefe
4/19/1890	at NYG	W, 4-0	GLEASON	Rusie
4/22/1891	vs BKN	L, 14-8	Hemming	GLEASON
4/12/1892	vs NYG	L, 5-4	Rusie	KEEFE
4/28/1893	vs BKN	W, 7-5	WEYHING	Stein
4/19/1894	at WSH	L, 4-2	Esper	WEYHING
4/18/1895	at BAL	W, 7-6	TAYLOR	Esper
4/16/1896	vs BOS	L, 7-3	Nichols	TAYLOR
4/19/1897	at BOS	W, 6-5	ORTH	Nichols
4/16/1898	vs BKN	L, 7-6	Kennedy	DONAHUE
4/14/1899	vs WSH	W, 6-5	PIATT	Killen
4/19/1900	at BOS	W, 19-17 (10)	BERNHARDT	Nichols
4/18/1901	vs BKN	L, 12-7	Donovan	DUNN
4/17/1902	at NYG	L, 7-0	Mathewson	FELIX
4/17/1903	vs BOS	L, 8-3	Willis	FRASER
4/14/1904	vs BOS	W, 6-2	DUGGLEBY	Willis
4/14/1905	at BKN	W, 12-8	PITTINGER	Jones
4/12/1906	vs NYG	L, 3-2	Ames	LUSH
4/11/1907	at NYG	W, 3-0	CORRIDON	McGinnity
4/14/1908	vs NYG	L, 3-1	Mathewson	McQUILLAN
4/14/1909	at BOS	L, 9-5	Ferguson	COVELESKI
4/14/1910	vs BKN	L, 2-0	Rucker	McQUILLAN
4/12/1911	at NYG	W, 2-0	MOORE	Ames
4/11/1912	at BOS	L, 7-4	Perdue	ALEXANDER
4/9/1913	at BKN	W, 1-0	SEATON	Rucker
4/14/1914	vs NYG	W, 10-1	ALEXANDER	Marquard
4/14/1915	at BOS	W, 3-0	ALEXANDER	Rudolph
4/12/1916	vs NYG	W, 5-4	ALEXANDER	Stroud
4/11/1917	at BKN	W, 6-5	ALEXANDER	Dell
4/16/1918	vs BOS	W, 5-2	MAYER	Ragan
4/23/1919	vs NYG	L, 10-7	Barnes	JACOBS
4/14/1920	at BKN	L, 9-2	Cadore	RIXEY
4/13/1921	vs NYG	L, 10-8 (11)	Toney	BETTS
4/12/1922	vs BOS	W, 7-1	MEADOWS	Oeschger
4/17/1923	at BKN	T, 5-5 (14)		
4/15/1924	vs BOS	T, 6-6 (11)		
4/14/1925	at BKN	L, 3-1	Vance	CARLSON
4/13/1926	vs BOS	W, 6-3	CARLSON	Genewich
4/12/1927	vs NYG	L, 15-7	Barnes	CARLSON
4/11/1928	at BKN	W, 4-3	RING	Petty
4/18/1929	vs NYG	L, 11-9	Hubbell	BENGE
4/15/1930	at BKN	W, 1-0	SWEETLAND	Clark
4/14/1931	vs NYG	L, 9-5	Fitzsimmons	H. ELLIOTT
4/12/1932	at NYG	W, 13-5	COLLINS	Walker
4/13/1933	vs BKN	L, 5-4	Clark	RHEM
4/17/1934	at NYG	L, 6-1	Hubbell	ELLIOTT
4/16/1935	vs BKN	L, 12-3	Mungo	DAVIS
4/14/1936	vs BOS	W, 4-1	DAVIS	MacFayden
4/19/1937	at BOS	W, 2-1 (11)	LaMASTER	Bush
4/19/1938	vs BKN	L, 12-5	Hamlin	LaMASTER
4/19/1939	at BOS	L, 7-6 (12)	Posedel	BUTCHER
4/16/1940	at NYG	W, 3-1	HIGBE	Hubbell
4/15/1941	vs BOS	W, 6-5	BLANTON	Errickson
4/14/1942	vs BOS	L, 2-1	Javery	JOHNSON
4/24/1943	at BKN	L, 11-4	Newsom	GERHEAUSER
4/18/1944	vs BKN	W, 4-1	BARRETT	Gregg
4/17/1945	at BKN	L, 8-2	Davis	RAFFENBERGER
4/16/1946	at NYG	L, 8-4	Voiselle	JUDD
4/15/1947	vs NYG	W, 4-3	ROWE	Voiselle
4/20/1948	vs BOS	W, 3-1	LEONARD	Sain
4/18/1949	at BOS	W, 4-0	HEINTZELMAN	Sain
4/18/1950	vs BKN	W, 9-1	ROBERTS	Newcombe
4/17/1951	at BKN	W, 5-2	ROBERTS	Erskine
4/16/1952	at NYG	L, 5-3	Maglie	ROBERTS
4/14/1953	vs NYG	L, 4-1	Jansen	ROBERTS
4/13/1954	at PIT	L, 4-2	Law	ROBERTS
4/13/1955	vs NYG	W, 4-2	ROBERTS	Antonelli
4/17/1956	at BKN	W, 8-6	ROBERTS	Newcombe

DATE	OPP	RESULT	WP	LP
4/16/1957	vs BKN	L, 7-6 (12)	Labine	ROBERTS
4/15/1958	at CIN	W, 5-4	SEMPROCH	Wight
4/10/1959	vs CIN	W, 2-1	ROBERTS	Newcombe
4/12/1960	at CIN	L, 9-4	Lawrence	ROBERTS
4/11/1961	at LA	L, 6-2	Drysdale	ROBERTS
4/9/1962	at CIN	W, 12-4	MAHAFFEY	Jay
4/9/1963	vs CIN	W, 2-1	MAHAFFEY	Jay
4/14/1964	vs NYM	W, 5-3	KLIPPSTEIN	Jackson
4/12/1965	at HOU	W, 2-0	SHORT	Bruce
4/13/1966	at STL	W, 3-2 (12)	CRAIG	Aust
4/11/1967	at CHI	L, 4-2	Jenkins	BUNNING
4/10/1968	at LA	W, 2-0	SHORT	Osteen
4/8/1969	at CHI	L, 7-6 (11)	Regan	LERSCH
4/7/1970	vs CHI	W, 2-0	SHORT	Jenkins
4/6/1971	at PIT	L, 4-2	Ellis	SHORT
4/15/1972	at CHI	W, 4-2	CARLTON	Hands
4/6/1973	at NYM	L, 3-0	Seaver	CARLTON
4/6/1974	vs NYM	W, 5-4	SCARCE	McGraw
4/8/1975	at NYM	L, 2-1	Seaver	CARLTON
4/10/1976	vs PIT	L, 5-4 (11)	Demery	McGRAW
4/9/1977	vs MTL	L, 4-3	Brown	CARLTON
4/7/1978	vs STL	L, 5-1	Forsch	CARLTON
4/6/1979	at STL	L, 8-1	Denny	CARLTON
4/11/1980	vs MTL	W, 6-3	CARLTON	Rogers
4/8/1981	at CIN	L, 3-2	Hume	LYLE
4/8/1982	vs NYM	L, 7-2	Jones	CARLTON
4/5/1983	at NYM	L, 2-0	Sisk	CARLTON
4/3/1984	at ATL	W, 5-0	CARLTON	Barker
4/9/1985	vs ATL	L, 6-0	Mahler	CARLTON
4/7/1986	at CIN	L, 7-4	Soto	CARLTON
4/7/1987	at ATL	L, 7-0	Mahler	RAWLEY
4/5/1988	vs PIT	L, 5-3	Dunne	RAWLEY
4/4/1989	at CHI	L, 5-4	Sutcliffe	YOUMANS
4/10/1990	at CHI	L, 2-1	Lancaster	PARRETT
4/8/1991	at NYM	L, 2-1	Gooden	MULHOLLAND
4/7/1992	vs CHI	L, 4-3	Maddux	MULHOLLAND
4/5/1993	at HOU	W, 3-1	MULHOLLAND	Drabek
4/4/1994	at COL	W, 12-6	SLOCUMB	M. Munoz
4/26/1995	at STL	L, 7-6	Arocha	CHARLTON
4/2/1996	vs COL	L, 5-3	Ritz	FERNANDEZ
4/1/1997	at LA	W, 3-0	SCHILLING	R. Martinez
3/31/1998	at NYM	L, 1-0 (14)	Wendell	BOTTALICO
4/5/1999	at ATL	W, 7-4	SCHILLING	Glavine
4/4/2000	at ARI	L, 6-4	Johnson	ASHBY
4/2/2001	at FLA	W, 6-5 (13)	TELEMACO	Nunez
4/1/2002	at ATL	L, 7-2	Glavine	PERSON
3/31/2003	at FLA	W, 8-5	MILLWOOD	Beckett
4/5/2004	at PIT	L, 2-1	Wells	MILLWOOD
4/4/2005	vs WSH	W, 8-4	LIEBER	L. Hernandez
4/3/2006	vs STL	L, 13-5	Carpenter	LIEBER
4/2/2007	vs ATL	L, 5-3 (10)	Wickman	MADSON
3/31/2008	vs WSH	L, 11-6	Rivera	GORDON
4/5/2009	vs ATL	L, 4-1	Lowe	MYERS
4/5/2010	at WSH	W, 11-1	HALLADAY	Lannan
4/1/2011	vs HOU	W, 5-4	BAEZ	Lyon
4/5/2012	at PIT	W, 1-0	HALLADAY	Bedard
4/1/2013	at ATL	L, 7-5	Avilan	HAMELS
3/31/2014	at TEX	W, 14-10	LEE	Figueroa
4/6/2015	vs BOS	L, 8-0	Buchholz	HAMELS
4/4/2016	at CIN	L, 6-2	Ohlendorf	HERNANDEZ
4/3/2017	at CIN	W, 4-3	HELLICKSON	Feldman
3/29/2018	at ATL	L, 8-5	Vizcaino	NERIS
3/28/2019	vs ATL	W, 10-4	NOLA	Teheran

## OPENING DAY NOTES

- The Phillies have a 61-74-2 Opening Day record.
- The two ties came in back-to-back seasons (1923-24).
- In 1907 the New York Giants forfeited the opener to the Phillies at the Polo Grounds.
- There have been 13 openers which have gone extra innings; the last was in 2007. The Phils are 4-7-2 in those games.

## LAST TIME IT HAPPENED

**Cycle** – David Bell, 6/28/04 vs MTL  
**Five-hit game** – Bryce Harper, 4/19/19 at COL  
**Five-RBI game** – Aaron Altherr, 9/14/18 vs MIA  
**Six-RBI game** – Jay Bruce, 6/4/19 at SD  
**Seven-RBI game** – Carlos Ruiz, 5/2/12 at ATL (11 inn.)  
**Eight-RBI game** – Jayson Werth, 5/16/08 vs TOR  
**Home run by a pitcher** – Vince Velasquez, 6/28/19 at MIA  
**Grand slam** – Bryce Harper, 8/15/19 vs CHI  
**Grand slam by a pitcher** – Robert Person, 6/2/02 vs MTL  
**Pinch-hit grand slam** – Ty Kelly, 8/19/17 at SF  
**Inside-the-park HR** – Scott Kingery, 9/10/19 vs ATL  
**Inside-the-park HR by a pitcher** – Curt Simmons, 5/22/52 vs PIT  
**No-hitter** – Cole Hamels, 7/25/15 at CHI  
**Combined no-hitter** – Cole Hamels/Jake Diekman/Ken Giles/Jonathan Papelbon, 9/1/14 at ATL  
**No-hitter vs Phils** – Josh Beckett, 5/25/14 vs LAD  
**No-hitter vs Phils (less than 9 inn.)** – Pascual Perez, 9/24/88 vs MTL (5 inn.)

**One-hitter** – Randy Wolf, 9/26/01 vs CIN  
**Combined one-hitter** – Roy Oswalt/Ryan Madson/Brad Lidge, 9/22/10 vs ATL  
**One-hitter vs Phils** – Jacob deGrom, 7/17/16 vs NYM  
**Combined one-hitter vs Phils** – Stephen Strasburg/Blake Treinen, 9/15/15 vs WSH  
**Steal of home** – Roman Quinn, 6/21/19 vs MIA  
**Three steals in a game** – Howie Kendrick, 6/12/17 at BOS  
**Three home runs in a game** – Jayson Werth, 5/16/08 vs TOR  
**Three doubles in a game** – Odúbel Herrera, 4/2/19 at WSH  
**Two triples in a game** – Odúbel Herrera, 8/9/17 at ATL  
**Two hits, same inning** – Corey Dickerson, 8/24/19 at MIA  
**Triple play by Phils** – 8/27/17 vs CHI (Javier Baez)  
**Triple play vs Phils** – 8/19/04 vs HOU (Todd Pratt)  
**Back-to-back CG shutouts (team)** – 9/14-15/86 vs NYM and PIT (Gross/Carman)  
**Back-to-back CG shutouts (pitcher)** – Cole Hamels, 8/7/12 vs ATL and 8/13/12 at MIA

## TRADES

### MOST RECENT TRADE WITH EACH TEAM PLAYER FOR PLAYER DEALS ONLY

#### NATIONAL LEAGUE

**Arizona** – Nov. 14, 2015: Sam McWilliams for Jeremy Hellickson  
**Atlanta** – Dec. 20, 2002: Johnny Estrada for Kevin Millwood  
**Chicago** – Aug. 7, 2008: Brian Schlitter for Scott Eyre  
**Cincinnati** – Dec. 31, 2014: Marlon Byrd for Ben Lively  
**Colorado** – July 26, 2017: Pat Neshek for José Gómez, Alejandro Requena and JD Hammer  
**Los Angeles** – Feb. 15, 2020: Tyler Gilbert for Kyle Garlick  
**Miami** – Feb. 7, 2019: Jorge Alfaro, Sixto Sánchez, Will Stewart and international bonus money for J.T. Realmuto  
**Milwaukee** – July 29, 2006: David Bell for Wilfrido Laureano  
**New York** – July 29, 2019: Austin Bossart for Jason Vargas  
**Pittsburgh** – July 31, 2017: Joaquin Benoit for Seth McGarry  
**St. Louis** – Sept. 6, 2017: Juan Nicasio for Eliezer Álvarez  
**San Diego** – Dec. 15, 2017: Freddy Galvis for Enyel De Los Santos  
**San Francisco** – July 31, 2012: Hunter Pence for Nate Schierholtz, Tommy Joseph and Seth Rosin  
**Washington** – July 29, 2017: Howie Kendrick for McKenzie Mills

#### AMERICAN LEAGUE

**Baltimore** – July 30, 2017: Jeremy Hellickson for Hyun Soo Kim and Garrett Cleavinger  
**Boston** – Dec. 20, 2016: Josh Tobias for Clay Buchholz  
**Chicago** – Aug. 22, 2018: Félix Paulino for Luis Avilán  
**Cleveland** – July 29, 2009: Carlos Carrasco, Jason Donald, Jason Knapp and Lou Marson for Cliff Lee and Ben Francisco  
**Detroit** – June 8, 2005: Placido Polanco for Ugueth Urbina and Ramon Martinez  
**Houston** – Dec. 12, 2015: Ken Giles and Jonathan Arauz for Vince Velasquez, Brett Oberholtzer, Mark Appel, Thomas Eshelman and Harold Arauz  
**Kansas City** – June 5, 2001: Paul Byrd for Jose Santiago  
**Los Angeles** – Dec. 6, 2018: Luis García for José Álvarez  
**Minnesota** – Dec. 6, 2012: Vance Worley and Trevor May for Ben Revere  
**New York** – July 30, 2006: Bobby Abreu and Cory Lidle for C.J. Henry, Carlos Monasterios, Jesus Sanchez and Matt Smith  
**Oakland** – July 17, 2008: Adrian Cardenas, Josh Outman and Matt Spencer for Joe Blanton  
**Seattle** – June 2, 2019: Jake Scheiner for Jay Bruce  
**Tampa Bay** – Nov. 20, 2019: Curtis Mead for Christopher Sánchez  
**Texas** – July 30, 2015: Cole Hamels and Jake Diekman for Jorge Alfaro, Alec Asher, Jerad Eickhoff, Matt Harrison, Jake Thompson and Nick Williams  
**Toronto** – July 31, 2018: Jacob Waguespack for Aaron Loup

## SERVICE TIME

### MOST SEASONS WITH PHILLIES

18	Mike Schmidt	1972-89
16	Granny Hamner	1944-59
15	Chuck Klein	1928-33; 36-44
	Tony Taylor	1960-71; 74-76
	Steve Carlton	1972-86
	Jimmy Rollins	2000-14
14	Jack Clements	1884-97
	Robin Roberts	1948-61
	Chris Short	1959-72
	Darren Daulton	1983; 1985-97
13	Ed Delahanty	1888-89; 91-1901
	Red Dooin	1902-14
	Cy Williams	1918-30
	Willie Jones	1947-59
	Curt Simmons	1947-50; 52-60
	Mike Lieberthal	1994-2006
	Chase Utley	2003-15
	Ryan Howard	2004-16
12	Roy Thomas	1899-1908; 10-11
	Andy Seminick	1943-51; 55-57
	Richie Ashburn	1948-59
	Larry Bowa	1970-81
	Garry Maddox	1975-86

### MOST CONTINUOUS SERVICE IN PHILADELPHIA

18	Mike Schmidt	Phillies	1972-89
16	Granny Hamner	Phillies	1944-59
15	Jimmy Dykes	A's	1918-32
	Bobby Clarke	Flyers	1969-84
	Steve Carlton	Phillies	1972-86
	Jimmy Rollins	Phillies	2000-14
14	Cy Perkins	A's	1917-30
	Robin Roberts	Phillies	1948-61
	Chuck Bednarik	Eagles	1949-62
	Chris Short	Phillies	1959-72
13	Darren Daulton	Phillies	1985-97
	Mike Lieberthal	Phillies	1994-2006
	Brian Dawkins	Eagles	1996-2008
	Chase Utley	Phillies	2003-15
	Ryan Howard	Phillies	2004-16
	Claude Giroux	Flyers	2007-

### ENTIRE CAREER PLAYED WITH PHILLIES (Retired Players)

18 years	Mike Schmidt
13 years	Ryan Howard
11 years	Larry Christenson
10 years	Terry Harmon, Bob Miller
8 years	Putsy Caballero
7 years	John Boozer, George Chalmers, Jack Meyer

### PLAYING WITH PHILLIES THREE DIFFERENT TIMES

Player	1st Time	2nd Time	3rd Time
Bill Duggleby	1898	1901	1902-07
Bill Hallman	1888-89	1892-97	1901-03
Chuck Klein	1928-33	1936-39	1940-44

### MOST YEARS REGULAR STARTER BY POSITION

Pos.	Player	Years
RHP	Robin Roberts	14 (1948-61)
LHP	Steve Carlton	15 (1972-86)
C	Jack Clements	10 (1885 + 1887-95)
1B	Ryan Howard	12 (2005-16)
2B	Chase Utley	10 (2005-14)
3B	Mike Schmidt	15 (1973-84 + 1986-88)
SS	Jimmy Rollins	14 (2001-14)
LF	Sherry Magee	9 (1905-13)
	Greg Luzinski	9 (1972-80)
CF	Richie Ashburn	12 (1948-59)
RF	Chuck Klein	9 (1928-30 + 1932-33 + 1936-38 + 1940)
	Bobby Abreu	9 (1998-2006)

### REGULAR STARTERS AT THREE DIFFERENT POSITIONS

Dick Allen	3B (1964-67)	LF (1968)	1B (1969; 75-76)
Ed Andrews	2B (1884)	LF (1885)	CF (1886-88)
Ed Delahanty	CF (1891-92)	LF (1893-99; 1901)	1B (1900)
Bill Hallman	SS (1899)	2B (1892-96; 1901)	3B (1902)
Von Hayes	RF (1983-84, 89-90)	CF (1985)	1B (1986-88)

### PHILLIES PLAYING ALL FOUR INFIELD POSITIONS

Dick Allen	Ed Delahanty	Charlie Hayes	Emmett Mueller	Pop Schriver
Ruben Amaro	Cozy Dolan	Roy Hughes	Dode Paskert	Glen Stewart
John Antonelli	She Donahue	Hal Irelan	Harry Pearce	Tony Taylor
Shad Berry	Mariano Duncan	Wally Kimmick	Tomas Perez	John Vukovich
Lena Blackburne	Barney Friberg	Pete Mackanin	Bobby Pfeil	Jimmy Walsh
Andrés Blanco	Kid Gleason	Les Mallon	Charlie Reilly	Joe Ward
Eric Bruntlett	Bill Grey	Ramon Martinez	Sean Rodriguez	Russ Wrightstone
Ernie Courtney	Bill Hallman	Dots Miller	Cookie Rojas	
Lave Cross	Terry Harmon	Bobby Morgan	Mike Schmidt	

## REGULARS BY POSITION

YEAR	FIRST BASE	AVG	SECOND BASE	AVG	SHORTSTOP	AVG	THIRD BASE	AVG
1883	Farrar	.233	R. Ferguson	.258	McClellan	.230	Warner	.227
1884	Farrar	.245	Andrews	.221	McClellan	.258	Mulvey	.229
1885	Farrar	.245	Myers	.204	Bastian	.167	Mulvey	.269
1886	Farrar	.248	Bastian	.217	Irwin	.233	Mulvey	.267
1887	Farrar	.282	McLaughlin	.220	Irwin	.254	Mulvey	.287
1888	Farrar	.244	Bastian	.193	Irwin	.219	Mulvey	.216
1889	Farrar	.268	Myers	.269	Hallman	.253	Mulvey	.289
1890	McCauley	.244	Myers	.277	Allen	.226	Mayer	.242
1891	W. Brown	.243	Myers	.230	Allen	.221	Shindle	.210
1892	Connor	.294	Hallman	.292	Allen	.227	Reilly	.196
1893	Boyle	.286	Hallman	.307	Allen	.268	Reilly	.245
1894	Boyle	.301	Hallman	.309	Sullivan	.352	L. Cross	.386
1895	Boyle	.253	Hallman	.314	Sullivan	.338	L. Cross	.271
1896	Brouters	.344	Hallman	.320	Hulen	.265	Nash	.247
1897	Lajoie	.363	L. Cross	.259	Gillen	.259	Nash	.258
1898	Douglas	.258	Lajoie	.328	M. Cross	.257	Lauder	.263
1899	Cooley	.276	Lajoie	.380	M. Cross	.257	Lauder	.268
1900	Delahanty	.323	Lajoie	.346	M. Cross	.202	Wolverton	.282
1901	Jennings	.275	Hallman	.184	M. Cross	.197	Wolverton	.309
1902	Jennings	.277	Childs	.194	Hulswitt	.272	Hallman	.248
1903	Douglas	.255	Gleason	.284	Hulswitt	.247	Wolverton	.308
1904	Doyle	.220	Gleason	.274	Hulswitt	.244	Wolverton	.266
1905	Bransfield	.259	Gleason	.247	Doolan	.254	Courtney	.275
1906	Bransfield	.275	Gleason	.227	Doolan	.230	Courtney	.236
1907	Bransfield	.233	Knabe	.255	Doolan	.204	Courtney	.243
1908	Bransfield	.304	Knabe	.218	Doolan	.234	Grant	.244
1909	Bransfield	.292	Knabe	.234	Doolan	.219	Grant	.269
1910	Bransfield	.239	Knabe	.261	Doolan	.263	Grant	.268
1911	Luderus	.301	Knabe	.237	Doolan	.238	Lobert	.285
1912	Luderus	.257	Knabe	.282	Doolan	.258	Lobert	.327
1913	Luderus	.262	Knabe	.263	Doolan	.218	Lobert	.300
1914	Luderus	.248	Byrne	.272	Martin	.253	Lobert	.275
1915	Luderus	.315	Niehoff	.238	Bancroft	.254	Byrne	.209
1916	Luderus	.281	Niehoff	.243	Bancroft	.212	Stock	.281
1917	Luderus	.261	Niehoff	.255	Bancroft	.243	Stock	.264
1918	Luderus	.288	McGaffigan	.203	Bancroft	.265	Stock	.274
1919	Luderus	.293	Paulette	.259	Bancroft	.272	Blackburne	.199
1920	Paulette	.288	Rawlings	.234	Fletcher	.296	R. Miller	.219
1921	Konetchy	.321	J. Smith	.231	Parkinson	.253	Wrightstone	.296
1922	Leslie	.271	Parkinson	.275	Fletcher	.280	Rapp	.253
1923	Holke	.311	Tierney	.317	Sand	.228	Wrightstone	.273
1924	Holke	.300	Ford	.272	Sand	.245	Wrightstone	.307
1925	Hawks	.322	Friberg	.270	Sand	.278	Huber	.284
1926	Bentley	.258	Friberg	.268	Sand	.272	Huber	.245
1927	Wrightstone	.306	Thompson	.303	Sand	.299	Friberg	.233
1928	Hurst	.285	Thompson	.287	Sand	.211	Whitney	.301
1929	Hurst	.304	Thompson	.324	Thevenow	.227	Whitney	.327
1930	Hurst	.327	Thompson	.282	Thevenow	.286	Whitney	.342
1931	Hurst	.305	Mallon	.309	Bartell	.289	Whitney	.287
1932	Hurst	.339	Mallon	.259	Bartell	.308	Whitney	.298
1933	Hurst	.267	Warner	.224	Bartell	.271	McLeod	.194
1934	Camilli	.265	Chiozza	.304	Bartell	.310	Walters	.260
1935	Camilli	.261	Chiozza	.284	Haslin	.265	Vergez	.249
1936	Camilli	.315	Gomez	.232	Norris	.265	Whitney	.294
1937	Camilli	.339	Young	.194	Scharein	.241	Whitney	.341
1938	Weintraub	.311	Mueller	.250	Young	.229	Whitney	.277
1939	Suhr	.318	Hughes	.228	Scharein	.238	May	.287
1940	Mahan	.244	Schulte	.236	Bragan	.222	May	.293
1941	Etten	.311	Murtaugh	.219	Bragan	.251	May	.267
1942	Etten	.264	Glossop	.225	Bragan	.218	May	.238
1943	Wasdell	.261	Murtaugh	.273	Stewart	.211	May	.282
1944	Lupien	.283	Mullen	.267	Hamrick	.205	Stewart	.220
1945	Wasdell	.300	Daniels	.200	Mott	.221	Antonelli	.256
1946	McCormick	.284	Verban	.275	Newsome	.232	Tabor	.268
1947	Schultz	.223	Verban	.285	Newsome	.229	Handley	.253
1948	Sisler	.274	Hamner	.260	E. Miller	.246	Caballero	.245
1949	Sisler	.289	E. Miller	.207	Hamner	.263	Jones	.244
1950	Waitkus	.284	Goliat	.234	Hamner	.270	Jones	.267

# REGULARS BY POSITION

YEAR	FIRST BASE	AVG	SECOND BASE	AVG	SHORTSTOP	AVG	THIRD BASE	AVG
1951	Waitkus	.257	Caballero	.186	Hamner	.255	Jones	.285
1952	Waitkus	.289	Ryan	.241	Hamner	.275	Jones	.250
1953	Torgeson	.274	Hamner	.276	Kazanski	.217	Jones	.225
1954	Torgeson	.271	Hamner	.299	Morgan	.262	Jones	.271
1955	Blaylock	.208	Morgan	.232	Smalley	.196	Jones	.258
1956	Blaylock	.254	Kazanski	.211	Hamner	.224	Jones	.277
1957	Bouchee	.293	Hamner	.227	Fernandez	.262	Jones	.218
1958	Bouchee	.257	Hemus	.284	Fernandez	.230	Jones	.271
1959	Bouchee	.285	S. Anderson	.218	Koppe	.261	Freese	.268
1960	Herrera	.281	Taylor	.287	Amaro	.231	Dark	.242
1961	Herrera	.257	Taylor	.250	Amaro	.257	C. Smith	.248
1962	Sievers	.262	Taylor	.259	Wine	.244	Demeter	.307
1963	Sievers	.240	Taylor	.281	Wine	.215	Hoak	.231
1964	Herrnstein	.234	Taylor	.251	Wine	.212	Allen	.318
1965	Stuart	.234	Taylor	.229	Wine	.228	Allen	.302
1966	White	.276	C. Rojas	.268	Groat	.260	Allen	.317
1967	White	.250	C. Rojas	.259	Wine	.190	Allen	.307
1968	White	.239	C. Rojas	.232	Pena	.260	Taylor	.250
1969	Allen	.288	C. Rojas	.228	Money	.229	Taylor	.262
1970	D. Johnson	.256	Doyle	.208	Bowa	.250	Money	.295
1971	D. Johnson	.265	Doyle	.231	Bowa	.249	J. Vukovich	.166
1972	Hutton	.260	Doyle	.249	Bowa	.250	Money	.222
1973	Montanez	.263	Doyle	.273	Bowa	.211	Schmidt	.196
1974	Montanez	.304	Cash	.300	Bowa	.275	Schmidt	.282
1975	Allen	.236	Cash	.305	Bowa	.305	Schmidt	.253
1976	Allen	.267	Cash	.284	Bowa	.248	Schmidt	.262
1977	Hebner	.284	Sizemore	.282	Bowa	.280	Schmidt	.275
1978	Hebner	.283	Sizemore	.220	Bowa	.294	Schmidt	.254
1979	Rose	.332	Trillo	.260	Bowa	.241	Schmidt	.256
1980	Rose	.283	Trillo	.292	Bowa	.267	Schmidt	.287
1981	Rose	.325	Trillo	.287	Bowa	.284	Schmidt	.314
1982	Rose	.271	Trillo	.271	DeJesus	.237	Schmidt	.280
1983	Rose	.237	Morgan	.228	DeJesus	.254	Schmidt	.256
1984	Matuszek	.222	Samuel	.272	DeJesus	.259	Schmidt	.274
1985	Schmidt	.301	Samuel	.264	Jeltz	.189	Schu	.253
1986	V. Hayes	.299	Samuel	.263	Jeltz	.217	Schmidt	.280
1987	V. Hayes	.296	Samuel	.272	Jeltz	.227	Schmidt	.299
1988	V. Hayes	.273	Samuel	.244	Jeltz	.189	Schmidt	.253
1989	Jordan	.283	Herr	.286	Thon	.269	C. Hayes	.257
1990	Jordan	.241	Herr	.263	Thon	.256	C. Hayes	.257
1991	Kruk	.302	Morandini	.249	Thon	.253	C. Hayes	.225
1992	Kruk	.334	Morandini	.254	Bell	.205	Hollins	.270
1993	Kruk	.318	Morandini	.246	Stocker	.324	Hollins	.273
1994	Kruk	.295	Morandini	.289	Stocker	.273	Hollins	.226
1995	Hollins	.235	Morandini	.287	Stocker	.218	C. Hayes	.276
1996	Jefferies	.286	Morandini	.252	Stocker	.251	Zeile	.258
1997	Brogna	.256	Morandini	.292	Stocker	.267	Rolen	.283
1998	Brogna	.267	Lewis	.249	Relaford	.244	Rolen	.290
1999	Brogna	.278	Anderson	.255	Arias	.288	Rolen	.267
2000	Burrell	.274	Morandini	.254	Relaford	.221	Rolen	.299
2001	Lee	.257	Anderson	.294	Rollins	.275	Rolen	.289
2002	Lee	.263	Anderson	.259	Rollins	.246	Rolen	.259
2003	Thome	.268	Polanco	.302	Rollins	.264	Bell	.191
2004	Thome	.274	Polanco	.281	Rollins	.289	Bell	.289
2005	Howard	.289	Utley	.297	Rollins	.290	Bell	.246
2006	Howard	.313	Utley	.307	Rollins	.278	Bell	.280
2007	Howard	.267	Utley	.334	Rollins	.296	Núñez	.255
2008	Howard	.253	Utley	.295	Rollins	.278	Feliz	.243
2009	Howard	.280	Utley	.283	Rollins	.250	Feliz	.267
2010	Howard	.275	Utley	.276	Rollins	.244	Polanco	.298
2011	Howard	.251	Utley	.257	Rollins	.272	Polanco	.280
2012	Howard	.220	Utley	.254	Rollins	.251	Polanco	.259
2013	Howard	.267	Utley	.281	Rollins	.250	M. Young	.282
2014	Howard	.224	Utley	.272	Rollins	.244	Asche	.256
2015	Howard	.234	Hernández	.287	Galvis	.266	Franco	.280
2016	Howard	.198	Hernández	.294	Galvis	.242	Franco	.254
2017	Joseph	.240	Hernández	.291	Galvis	.257	Franco	.227
2018	Santana	.229	Hernández	.253	Kingery	.226	Franco	.270
2019	Hoskins	.226	Hernández	.279	Segura	.280	Franco	.234

HISTORY

## REGULARS BY POSITION

YEAR	CATCHER	AVG	LEFT FIELD	AVG	CENTER FIELD	AVG	RIGHT FIELD	AVG
1883	Gross	.307	Purcell	.268	Lewis	.250	Manning	.267
1884	Rowley	.244	Purcell	.252	Fogarty	.212	Manning	.271
1885	Clements	.191	Andrews	.266	Fogarty	.232	Manning	.256
1886	McGuire	.198	Wood	.273	Andrews	.249	Fogarty	.293
1887	Clements	.280	Wood	.289	Andrews	.325	Fogarty	.261
1888	Clements	.245	Wood	.229	Andrews	.239	Fogarty	.236
1889	Clements	.284	Wood	.251	Fogarty	.259	Thompson	.296
1890	Clements	.315	Hamilton	.325	Burke	.263	Thompson	.313
1891	Clements	.310	Hamilton	.340	Delahanty	.243	Thompson	.294
1892	Clements	.264	Hamilton	.330	Delahanty	.306	Thompson	.305
1893	Clements	.285	Delahanty	.368	Hamilton	.380	Thompson	.370
1894	Clements	.346	Delahanty	.407	Hamilton	.399	Thompson	.404
1895	Clements	.394	Delahanty	.404	Hamilton	.369	Thompson	.392
1896	Grady	.318	Delahanty	.397	Cooley	.307	Thompson	.298
1897	Boyle	.253	Delahanty	.377	Cooley	.329	Dowd	.292
1898	McFarland	.282	Delahanty	.334	Cooley	.312	Flick	.313
1899	McFarland	.333	Delahanty	.410	Thomas	.325	Flick	.342
1900	McFarland	.305	Slagle	.287	Thomas	.316	Flick	.378
1901	McFarland	.285	Delahanty	.357	Thomas	.309	Flick	.336
1902	Doin	.231	Browne	.260	Thomas	.286	Barry	.287
1903	Roth	.273	Barry	.276	Thomas	.327	Keister	.320
1904	Doin	.242	Titus	.294	Thomas	.290	Magee	.277
1905	Doin	.250	Magee	.299	Thomas	.317	Titus	.308
1906	Doin	.245	Magee	.282	Thomas	.254	Titus	.267
1907	Doin	.211	Magee	.328	Thomas	.243	Titus	.275
1908	Doin	.248	Magee	.283	Osborn	.267	Titus	.286
1909	Doin	.224	Magee	.270	Bates	.293	Titus	.270
1910	Doin	.242	Magee	.331	Bates	.305	Titus	.241
1911	Doin	.328	Magee	.288	Paskert	.273	Titus	.284
1912	Killefer	.224	Magee	.306	Paskert	.315	Cravath	.284
1913	Killefer	.244	Magee	.306	Paskert	.262	Cravath	.341
1914	Killefer	.234	Becker	.325	Paskert	.264	Cravath	.299
1915	Killefer	.237	Becker	.246	Paskert	.244	Cravath	.285
1916	Killefer	.217	Whitted	.281	Paskert	.279	Cravath	.283
1917	Killefer	.274	Whitted	.280	Paskert	.251	Cravath	.280
1918	Adams	.176	Meusel	.279	Williams	.276	Cravath	.232
1919	Adams	.233	Meusel	.305	Williams	.278	Callahan	.230
1920	Wheat	.226	Meusel	.309	Williams	.325	Stengel	.292
1921	Bruggy	.310	Meusel	.353	Williams	.320	LeBourveau	.295
1922	Henline	.316	C.W. Lee	.322	Williams	.308	C. Walker	.337
1923	Henline	.324	Mokan	.313	Williams	.293	C. Walker	.281
1924	Henline	.284	Mokan	.260	Williams	.328	Harper	.294
1925	Wilson	.328	Burns	.292	Harper	.349	Williams	.314
1926	Wilson	.305	Mokan	.303	Leach	.329	Williams	.345
1927	Wilson	.275	Spalding	.296	Leach	.306	Williams	.274
1928	Lerian	.272	Leach	.304	Sothern	.285	Klein	.360
1929	Lerian	.223	O'Doul	.398	Sothern	.306	Klein	.356
1930	S. Davis	.313	O'Doul	.383	Sothern	.280	Klein	.386
1931	S. Davis	.326	Klein	.337	Brickell	.253	Arlett	.313
1932	S. Davis	.336	H.B. Lee	.303	G. Davis	.309	Klein	.348
1933	S. Davis	.349	Schulmerich	.334	Fullis	.309	Klein	.368
1934	Todd	.318	Allen	.330	G. Davis	.293	Moore	.343
1935	Todd	.290	Watkins	.270	Allen	.307	Moore	.323
1936	Grace	.249	Moore	.328	Chiozza	.297	Klein	.309
1937	Atwood	.244	Arnovich	.290	H. Martin	.283	Klein	.325
1938	Atwood	.196	Arnovich	.275	H. Martin	.298	Klein	.247
1939	S. Davis	.307	Arnovich	.324	H. Martin	.282	Marty	.254
1940	Warren	.246	Rizzo	.292	Marty	.270	Klein	.218
1941	Warren	.214	Litwhiler	.305	Marty	.268	Benjamin	.235
1942	Warren	.209	Litwhiler	.271	L. Waner	.261	Northey	.251
1943	Livingston	.249	Triplett	.272	E. Adams	.256	Northey	.278
1944	Finley	.249	Wasdell	.277	E. Adams	.283	Northey	.288
1945	Seminick	.239	Triplett	.240	DiMaggio	.257	Dinges	.287
1946	Seminick	.264	Ennis	.313	Wyrostek	.281	Northey	.249
1947	Seminick	.252	Ennis	.275	Walker	.371	Wyrostek	.273
1948	Seminick	.225	Blatnik	.260	Ashburn	.333	Ennis	.290
1949	Seminick	.243	Ennis	.302	Ashburn	.284	Nicholson	.234
1950	Seminick	.288	Sisler	.296	Ashburn	.303	Ennis	.311
1951	Seminick	.227	Sisler	.287	Ashburn	.344	Ennis	.267
1952	Burgess	.296	Ennis	.289	Ashburn	.282	Wyrostek	.274

# REGULARS BY POSITION

YEAR	CATCHER	AVG	LEFT FIELD	AVG	CENTER FIELD	AVG	RIGHT FIELD	AVG
1953	Burgess	.292	Ennis	.285	Ashburn	.330	Wyrostek	.271
1954	Burgess	.368	Ennis	.261	Ashburn	.313	Clark	.240
1955	Seminick	.246	Ennis	.296	Ashburn	.338	Greengrass	.272
1956	Lopata	.267	Ennis	.260	Ashburn	.303	Valo	.289
1957	Lopata	.237	H. Anderson	.268	Ashburn	.297	Repulski	.260
1958	Lopata	.248	H. Anderson	.301	Ashburn	.350	Post	.282
1959	Sawatski	.293	H. Anderson	.240	Ashburn	.266	Post	.254
1960	Coker	.214	Callison	.260	DelGreco	.237	K. Walters	.239
1961	Dalrymple	.220	Callison	.266	Gonzalez	.277	Demeter	.257
1962	Dalrymple	.276	Savage	.266	Gonzalez	.302	Callison	.300
1963	Dalrymple	.252	Covington	.303	Gonzalez	.306	Callison	.284
1964	Dalrymple	.238	Covington	.280	Gonzalez	.278	Callison	.274
1965	Dalrymple	.213	A. Johnson	.294	Gonzalez	.295	Callison	.262
1966	Dalrymple	.245	Gonzalez	.286	Briggs	.282	Callison	.276
1967	Dalrymple	.172	Gonzalez	.339	Briggs	.232	Callison	.261
1968	Ryan	.179	Allen	.263	Gonzalez	.264	Callison	.244
1969	Ryan	.204	Briggs	.238	Hisle	.266	Callison	.265
1970	McCarver	.287	Briggs	.270	Hisle	.205	R. Stone	.262
1971	McCarver	.278	Gamble	.221	Montanez	.255	Freed	.221
1972	Bateman	.222	Luzinski	.281	Montanez	.247	Robinson	.239
1973	Boone	.261	Luzinski	.285	Unser	.289	Robinson	.288
1974	Boone	.240	Luzinski	.275	Unser	.268	M. Anderson	.250
1975	Boone	.252	Luzinski	.301	Maddox	.293	M. Anderson	.253
1976	Boone	.271	Luzinski	.307	Maddox	.331	Johnstone	.319
1977	Boone	.284	Luzinski	.309	Maddox	.293	McBride	.326
1978	Boone	.276	Luzinski	.265	Maddox	.288	McBride	.271
1979	Boone	.287	Luzinski	.255	Maddox	.282	McBride	.279
1980	Boone	.229	Luzinski	.229	Maddox	.259	McBride	.307
1981	Boone	.215	Matthews	.303	Maddox	.264	McBride	.274
1982	Diaz	.287	Matthews	.281	Maddox	.285	Dernier	.234
1983	Diaz	.233	Matthews	.259	Maddox	.275	V. Hayes	.279
1984	Virgil	.261	Wilson	.239	V. Hayes	.295	Lezcano	.277
1985	Virgil	.244	Stone	.264	V. Hayes	.252	Wilson	.272
1986	Russell	.241	Redus	.249	Thompson	.256	Wilson	.270
1987	Parrish	.247	James	.288	Thompson	.300	Wilson	.263
1988	Parrish	.211	Bradley	.265	Thompson	.291	James	.250
1989	Daulton	.202	Kruk	.330	Dykstra	.223	V. Hayes	.248
1990	Daulton	.269	Kruk	.276	Dykstra	.326	V. Hayes	.269
1991	Daulton	.196	Chamberlain	.243	Dykstra	.294	Murphy	.250
1992	Daulton	.271	Duncan	.235	Dykstra	.301	Amaro	.202
1993	Daulton	.256	Incaviglia	.278	Dykstra	.305	Eisenreich	.323
1994	Daulton	.301	Incaviglia	.219	Dykstra	.271	Eisenreich	.307
1995	Daulton	.251	Jefferies	.265	Van Slyke	.234	Eisenreich	.329
1996	Santiago	.272	Incaviglia	.249	Otero	.275	Whiten	.240
1997	Lieberthal	.249	Jefferies	.255	Cummings	.305	Eisenreich	.406
1998	Lieberthal	.254	Jefferies	.294	Glanville	.279	Daulton	.286
1999	Lieberthal	.302	Gant	.257	Glanville	.325	Abreu	.315
2000	Lieberthal	.281	Gant	.256	Glanville	.275	Abreu	.337
2001	Estrada	.224	Burrell	.258	Glanville	.263	Abreu	.316
2002	Lieberthal	.281	Burrell	.282	Glanville	.244	Abreu	.290
2003	Lieberthal	.312	Burrell	.209	Byrd	.304	Abreu	.314
2004	Lieberthal	.272	Burrell	.256	Byrd	.224	Abreu	.300
2005	Lieberthal	.263	Burrell	.281	Lofton	.334	Abreu	.302
2006	Lieberthal	.277	Burrell	.270	Rowand	.259	Abreu	.285
2007	Ruiz	.258	Burrell	.264	Rowand	.310	Abreu	.278
2008	Ruiz	.216	Burrell	.249	Victorino	.297	Victorino	.276
2009	Ruiz	.254	Ibañez	.273	Victorino	.293	Werth	.273
2010	Ruiz	.304	Ibañez	.277	Victorino	.260	Werth	.269
2011	Ruiz	.281	Ibañez	.246	Victorino	.279	Werth	.285
2012	Ruiz	.327	Pierre	.312	Victorino	.261	Pence	.325
2013	Ruiz	.266	Brown	.278	Revere	.305	Pence	.270
2014	Ruiz	.253	Brown	.237	Revere	.307	D. Young	.272
2015	Ruiz	.214	Asche	.252	Herrera	.295	Byrd	.263
2016	Rupp	.253	Asche	.219	Herrera	.285	Francoeur	.250
2017	Rupp	.218	Altherr	.250	Herrera	.279	Bourjos	.255
2018	Alfaro	.262	Hoskins	.246	Herrera	.255	Williams	.282
2019	Realmuto	.275	McCutchen	.256	Kingery	.258	Williams	.256
							Harper	.260

HISTORY

## RETIRED NUMBERS



### RICHIE ASHBURN ■ CF

**B-T:** L-R ■ **HT:** 5-10 ■ **WT:** 170

**BORN:** March 19, 1927, Tilden, NE

**DIED:** September 9, 1997, New York, NY

**CAREER:** Played 12 years with the Phillies (1948-59) and was regarded as one of the best leadoff hitters and defensive players in the game... Also played with the Cubs (1960-61) and New York Mets (1962), ending his playing career in 1962 with a .306 average.

**HOW OBTAINED:** Signed to a \$3,500 bonus in 1945 as a catcher.

**HITTING:** Two-time NL batting champion (.338, 1955 & .350, 1958) and runner-up twice (both to Stan Musial, 1948 and 1951)... Only rookie named to 1948 NL All-Star squad... Hit in 23

consecutive games that season... Led NL in singles, walks and on-base percentage, four times; hits, three times; triples, twice and stolen bases, once... His 1958 season marked the only time a leadoff hitter led the league in both average and walks... Batted .300 or better in nine of his 15 years in the majors and had an on-base percentage of .400 or more six times... Ranked 11th all-time in walks and 35th in hits when he retired after the 1962 season to enter the broadcast booth... Phillies all-time leader in singles (1,811) and was the club leader in games, at-bats and hits until Mike Schmidt came along... Ranks fourth in Phillies history in runs... Holds Phillies record for consecutive games played, 730... Finished with career .397 on-base percentage (.394 with Phillies).

**DEFENSE:** Holds club record for outfield putouts, 538, in 1951... Holds NL records for most years, 500 or more putouts, four times, and most years, 400 or more putouts, nine times... Led NL outfielders in putouts nine times, tying an NL record... Ranks sixth all-time in outfield putouts, 6,089... One of only two players to ever lead the league in putouts, assists and double plays in the same season twice... Second all-time to Taylor Douthitt in total chances per game (3.03), chances per game (2.98) and putouts per game (2.89)... Career chances per game average is well ahead of his contemporaries, Willie Mays, Mickey Mantle and Duke Snider.

**HONORS:** Rookie of the Year (*The Sporting News*) in 1948... Selected to five All-Star teams... Inducted into Phillies Wall of Fame in 1979... Number retired on August 24, 1979... Elected to National Baseball Hall of Fame by the Veterans Committee in 1995.



AVG	G	AB	R	H	2B	3B	HR	RBI	BB	SO	SB
.308	2189	8365	1322	2574	317	109	29	586	1198	571	234



### JIM BUNNING ■ RHP

**B-T:** R-R ■ **HT:** 6-3 ■ **WT:** 195

**BORN:** October 23, 1931, Southgate, KY... Served as a U.S. Senator for Kentucky, 1998-2010.

**DIED:** May 26, 2017, Edgewood, KY

**CAREER:** Pitched in 17 major league seasons, 1955-71: Detroit Tigers (1955-63), Phillies (1964-67; 1970-71), Pittsburgh Pirates (1968-69) and Los Angeles Dodgers (1969)... Managed in the Phillies minor league system for five years following his playing career.

**HOW OBTAINED:** Acquired along with C Gus Triandos from Detroit for OF Don Demeter and RHP Jack Hamilton, December 5, 1963.

**WINS:** From 1955 through 1971, led the majors in wins, innings and strikeouts... Won 19 games in each of first three seasons with the Phillies and finished 1967 with 17 wins while suffering a major league-record five 1-0 losses.

**MISC:** Led AL in strikeouts, twice... Led NL in shutouts, twice; innings, once; and strikeouts, once... Upon retiring in 1971, he ranked second to Walter Johnson on the all-time strikeout list... He became the first modern-era pitcher to win 100 games in each league and the second to record 1,000 strikeouts in each league; both milestones came in a Phillies uniform.

**NO-HITTERS:** Pitched a no-hitter against the Boston Red Sox while pitching for Detroit, July 20, 1958... Became the first 20th-century pitcher to throw a no-hitter in each league when he (father of seven) pitched a perfect game against the New York Mets at Shea Stadium on Father's Day, June 21, 1964, throwing only 90 pitches... It was the first perfect game in the NL since 1880.


**HONORS:** A nine-time All-Star, he was the first to pitch in the Midsummer Classic for both leagues... Started and won the first game in Veterans Stadium history, April 10, 1971, 4-1 over the Montreal Expos... Inducted into Phillies Wall of Fame in 1984... Elected to National Baseball Hall of Fame in 1996... Number retired on April 6, 2001.



W-L	ERA	G	GS	CG	SHO	IP	H	BB	SO
224-184	3.27	591	519	151	40	3760.1	3433	1000	2855



# RETIRED NUMBERS



## MIKE SCHMIDT ■ 3B

**B-T:** R-R ■ **HT:** 6-2 ■ **WT:** 203

**BORN:** September 27, 1949, Dayton, OH

**CAREER:** Played his entire 18-year career with the Phillies (1972-89), establishing himself as the greatest overall third baseman in the game.

**HOW OBTAINED:** Phillies second-round selection in the June 1971 amateur draft out of Ohio University, where he was a shortstop.

**HITTING:** Led NL in homers a record eight times; RBI, four times; slugging percentage, five times; and on-base percentage, three times... Only Hank Aaron (15 times), Alex Rodriguez (15 times), Barry Bonds (14 times) and Albert Pujols (14 times) hit 30 homers in a season more times than Schmidt's 13; only Rodriguez and Babe Ruth (12 times each) hit 35 homers more

than Schmidt's 11... At retirement, he ranked 7th in home runs (3rd on NL list), 15th in extra-base hits (6th, NL) and tied for 22nd in RBI (6th, NL)... Ranks 16th on the all-time home run list going into the 2020 season... Holds career record for a third baseman in home runs (509)... Set the major league record for homers in a season for a third baseman, 48, in 1980, which was broken in 2007... Won six Silver Sluggers for offensive excellence at his position.

**DEFENSE:** Held 10 NL fielding records when he retired... Won 10 Gold Gloves, most by a 3B in NL history... All-time rankings at third base: assists per game, third; assists, fourth; double plays, fifth; games (2,212), sixth.

**HONORS:** Won three MVP Awards (1980, '81, '86), one of five players to do so in the NL; is also only one of six to win back-to-back MVPs... Held 14 ML records, 18 NL records, 24 Phillies career records and 11 Phillies season records when he retired... Played in five League Championship Series and two World Series; was awarded 1980 WS MVP... 12-time All-Star, elected as the starter nine times... Named Baseball Player of the Decade (1980s) by *The Sporting News*... Voted Greatest Phillies Player Ever in 1983 poll of fans... Inducted into Phillies Wall of Fame in 1990... Number retired on May 26, 1990... Elected to National Baseball Hall of Fame in 1995, the 26th player to enter on his first ballot... Was the third baseman for MasterCard's® All-Century Team in 1999.



AVG	G	AB	R	H	2B	3B	HR	RBI	BB	SO	SB
.267	2404	8352	1506	2234	408	59	548	1595	1507	1883	174



## STEVE CARLTON ■ LHP

**B-T:** L-L ■ **HT:** 6-5 ■ **WT:** 210

**BORN:** December 22, 1944, Miami, FL

**CAREER:** Pitched 15 years with the Phillies from 1972-86... Broke in with the St. Louis Cardinals in 1965... Also pitched for the San Francisco Giants (1986), Chicago White Sox (1986), Cleveland Indians (1987) and Minnesota Twins (1987-88) before retiring in May 1988.

**HOW OBTAINED:** Acquired from St. Louis Cardinals for Rick Wise, February 25, 1972.

**WINS:** Only Warren Spahn (363) won more games among left-handers... Ranked ninth all-time in wins when he retired... Won 27 games (10 losses) in his first Phillies season, the fifth pitcher ever to win 20 games for a last-place club... Set Phillies record with 15 consecutive wins and won the

NL Triple Crown (wins, 1.97 ERA and a club-record 310 strikeouts that season)... 20-game winner, six times... At age 37, won 23 games in 1982, most for any NL pitcher at that age... All-time leader in starts (709) for a left-hander.

**MISC:** Ranks fourth on all-time strikeout list... Took temporary all-time strikeout lead on June 7, 1983... Struck out Eric Davis for the 4,000th of his career, Aug. 15, 1986 with SF... Led NL in wins, four times; complete games, three; innings pitched, five; strikeouts, five; ERA and shutouts, once... Phillies all-time leader in wins, games started and strikeouts; ranks second in games, shutouts and innings pitched... Held six ML pitching records, 12 NL records and 10 League Championship Series records when he retired... Holds ML record for consecutive starts, 544, without pitching in relief... Struck out 10 or more 82 times.

**HONORS:** Became first pitcher to win four Cy Young Awards (1972, '77, '80, '82)... Selected to 10 All-Star teams... Played in five LCS and two World Series with the Phillies (four World Series overall)... Winning pitcher in 1980 World Series-clinching game vs. Kansas City... Inducted into Phillies Wall of Fame in 1989... Number retired on July 29, 1989... Elected to National Baseball Hall of Fame in 1994, his first year of eligibility.



W-L	ERA	G	GS	CG	SHO	IP	H	BB	SO
329-244	3.22	741	709	254	55	5217.1	4672	1833	4136

## RETIRED NUMBERS



### ROBIN ROBERTS ■ RHP

**B-T:** S-R ■ **HT:** 6-0 ■ **WT:** 190

**BORN:** September 30, 1926, Springfield, IL

**DIED:** May 6, 2010, Temple Terrace, FL

**CAREER:** Pitched 14 years with the Phillies, 1948-61... Also pitched for Baltimore Orioles (1962-65), Houston Astros (1965-66) and Chicago Cubs (1966) before retiring in 1966.

**HOW OBTAINED:** Signed to a \$25,000 bonus by the Phillies following graduation from Michigan State in 1947.

**WINS:** 20-game winner six straight years (1950-55)... Led NL in wins, four straight seasons, starting in 1952... Making third start in five days, he won his 20th game as the Phillies clinched


the pennant at Brooklyn, October 1, 1950... Won a career-high 28 games in 1952 and set a club record with an .800 winning percentage; won 21 of his last 23 decisions that year.

**MISC:** Never pitched under 304 innings in a season from 1950-55... Led the Phillies in innings pitched from 1950 through 1960... Compiled a streak of 28 straight complete games in 1952-53... Led the NL in complete games and innings pitched, five times; wins, four times; shutouts and strikeouts, twice... Phillies career leader in games pitched, complete games and innings pitched, and was the leader in wins and strikeouts until Steve Carlton came along.

**HONORS:** Selected to seven consecutive All-Star Games (1950-56)... Shares All-Star Game record for most starts, five, with Lefty Gomez and Don Drysdale... Named Player of the Year by *The Sporting News* in 1952 and was chosen as the Pitcher of the Year three times by the same publication (before Cy Young Award was established)... Number retired unofficially in 1962 and officially on June 18, 2008, the 60th anniversary of his ML debut... Elected to National Baseball Hall of Fame in 1976... First inductee to Phillies Wall of Fame (1978).



W-L	ERA	G	GS	CG	SHO	IP	H	BB	SO
286-245	3.41	676	609	305	45	4688.2	4582	902	2357



### GROVER CLEVELAND ALEXANDER ■ RHP

**B-T:** R-R ■ **HT:** 6-1 ■ **WT:** 185

**BORN:** February 26, 1887, Elba, NE

**DIED:** November 4, 1950, St. Paul, NE

**CAREER:** Pitched for 20 years in the majors, including two stints with the Phillies, 1911-17 and 1930... Also pitched for the Chicago Cubs (1918-26) and St. Louis Cardinals (1926-29) before retiring after nine appearances with the Phillies in 1930.

**HOW OBTAINED:** Purchased by the Phillies for \$750 from the Syracuse Stars in 1910.

**WINS:** Won 28, 19, 22, 27, 31, 33 and 30 games in his first seven seasons with the Phillies... During those seasons, he averaged 27.1 wins and 355 innings pitched... His 28 wins in 1911 remain the modern rookie record... 16 of his 33 wins in 1916 were shutouts, still a major league record... His


190 Phillies career wins were a record until broken by Robin Roberts... Won the Phillies' first-ever World Series game, 3-1, over Boston, October 8, 1915.

**MISC:** His ERA was 1.22, 1.55 and 1.83, 1915-17... Won the NL Triple Crown (W, ERA, SO) during same seasons... Threw four one-hitters in 1915, another record... Won a doubleheader at Ebbets Field in September 1917, 5-0 and 7-3, over Brooklyn... During his Phillies career he led the league in innings pitched, six times; wins, shutouts and strikeouts, five times; and ERA, three times... Holds club record with 61 career shutouts; Steve Carlton is second with 39... Won a Triple Crown with the Cubs in 1920... Six years later, picked up two wins and a save as the Cardinals won the World Series... His 373 wins are tied for third all-time... 90 shutouts are second to Walter Johnson's 110.

**HONORS:** Named after a U.S. president; portrayed by actor/future President Ronald Reagan in a 1952 motion picture, *The Winning Team*... During his big league career, the players didn't wear uniform numbers thus the Phillies selected the 1915 "P" as his symbol... Jersey retired on April 6, 2001... Elected to National Baseball Hall of Fame in 1938 and joined the other 10 living electees for the first official induction ceremony on June 12, 1939... Inducted into Phillies Wall of Fame in 1981.

W-L	ERA	G	GS	CG	SHO	IP	H	BB	SO
373-208	2.56	696	600	437	90	5190.0	4868	951	2198

## RETIRED NUMBERS



### CHUCK KLEIN ■ OF

**B-T:** L-R ■ **HT:** 6-0 ■ **WT:** 185

**BORN:** October 7, 1904, Indianapolis, IN

**DIED:** March 28, 1958, Indianapolis, IN

**CAREER:** Left-handed hitting outfielder who played 17 seasons in the majors, including 1928-33, 1936-39 and 1940-44 with the Phillies... Also played with the Chicago Cubs (1934-36) and Pittsburgh Pirates (1939) before retiring after playing in four games in 1944.

**HOW OBTAINED:** Purchased from Ft. Wayne for \$5,000 in mid-July 1928.


**HITTING:** During first five full seasons (1929-33), Klein batted .359 and averaged 131.6 runs, 46.4 doubles, 36 homers and 138.6 RBI per season... NL home run leader four times; led NL in runs and slugging percentage, three times; hits, doubles and RBI, twice; and won 1933 batting title... 43

homers in 1929 remained a Phillies record until Mike Schmidt hit 48 in 1980... Had two 26-game hitting streaks in 1930; shares ML record for most games, one or more hits, season, 135... Became first modern NL player to hit four home runs in a game, July 10, 1936, against the Pirates in Pittsburgh... Holds the Phillies single-season records for runs, doubles, extra-base hits, total bases and RBI (since 1900)... His 170 RBI and 445 total bases in 1930 are still NL records for a left-handed hitter... Had career slugging percentage of .543... Phils stats: .326, 243 homers, 983 RBI.

**DEFENSE:** Holds ML record (since 1900) for most assists, season, with 44 in 1930 (156 games).

**HONORS:** Won MVP in 1932, the first Phillie to win the award... Lone Phillies player to win a Triple Crown, 1933: .368, 28 HR, 120 RBI... Started in first All-Star Game that same season... During his Phillies career, Chuck wore seven different numbers, 1, 3, 8, 26, 29, 32 and 36, so the Phillies selected the old-English "P" worn by the team during Klein's first six seasons... Elected to National Baseball Hall of Fame by the Veterans Committee in 1980... Inducted into Phillies Wall of Fame in 1980... Jersey retired on April 6, 2001.

AVG	G	AB	R	H	2B	3B	HR	RBI	BB	SO	SB
.320	1753	6486	1168	2076	398	74	300	1201	601	521	79



### JACKIE ROBINSON 1B ■ 2B ■ 3B ■ OF

Former Commissioner Bud Selig announced that all teams would retire No. 42 in 1997 during the 50th anniversary of Jackie Robinson's becoming the first African American to play in Major League Baseball... Robinson made his debut in 1947 with the Brooklyn Dodgers, who retired his number following his 1972 death... In 1987, the National League Rookie of the Year Award was renamed after Robinson... Former pitching coach Galen Cisco was the last Phillie to wear the number, in 1997. (The 1997 rule was grandfathered, meaning a player who had worn the number could retain it until that player retired. Mike Jackson, who wore No. 42, was signed as a free agent by the Phillies for the 2000 season, but he did not pitch in a game that year.)



AVG	G	AB	R	H	2B	3B	HR	RBI	BB	SO	SB
.311	1382	4877	947	1518	273	54	137	734	740	291	197

#### PHILLIES BALLPARKS

Recreation Park	1883-1886
Philadelphia Park/Baker Bowl	1887-1938
University of Pennsylvania	1894
Columbia Park	1903
Shibe Park/Connie Mack Stadium	1927; 1938-1970
Veterans Stadium	1971-2003
Citizens Bank Park	2004-present

## POSTSEASON HISTORY

### 1915 WORLD SERIES PHILLIES VS. BOSTON RED SOX (Red Sox win series, 4 games to 1)

#### Game 1 – October 8

The Phillies produced two runs in the eighth inning on an RBI groundout by Gavy Cravath and an infield single by Fred Luderus to break a 1-1 tie, giving them their first WS win, 3-1. Grover Cleveland Alexander scattered eight singles in a complete-game victory. Babe Ruth, a 20-year-old left-handed pitcher who had 18 wins during the regular season, was used as a pinch-hitter, his only appearance in the Series.

	R	H	E	WP:	LP:
Boston	1	8	1	Alexander	Shore
Phillies	3	5	1	HR: None	Att: 19,343

#### Game 2 – October 9

Woodrow Wilson became the first president to throw out the first ball at a World Series game. Rube Foster three-hit the Phillies and singled in the winning run in the top of the ninth inning of a 2-1 decision.

	R	H	E	WP:	LP:
Boston	2	10	0	Foster	Mayer
Phillies	1	3	1	HR: None	Att: 20,306

#### Game 3 – October 11

Another three-hitter, this one by Dutch Leonard, produced another 2-1 Boston victory. Duffy Lewis' two-out single to center drove in Harry Hooper with the winning run in the last of the ninth inning. The game in Boston drew 42,300, a WS record.

	R	H	E	WP:	LP:
Phillies	1	3	0	Leonard	Alexander
Boston	2	6	1	HR: None	Att: 42,300

#### Game 4 – October 12

Ernie Shore pitched Boston's third straight 2-1 win. Fred Luderus had three of the Phillies' seven hits, including the lone RBI in the eighth inning. The series returned to Philadelphia with Boston leading, 3-1.

	R	H	E	WP:	LP:
Phillies	1	7	0	Shore	Chalmers
Boston	2	8	1	HR: None	Att: 41,096

#### Game 5 – October 13

Rube Foster pitched Boston's fifth straight complete game, Harry Hooper belted two homers and Duffy Lewis one as the Red Sox won another one-run decision, 5-4. Hooper's second homer was the game-winner in the top of the ninth inning. The victory gave the Red Sox their third World Series championship (1905 and 1912).

	R	H	E	WP:	LP:
Boston	5	10	1	Foster	Rixey
Phillies	4	9	1	HR: Luderus, Hooper (2), Lewis	Att: 20,306

### 1950 WORLD SERIES PHILLIES VS. NEW YORK YANKEES (Yankees win series, 4 games to 0)

#### Game 1 – October 4

Because Robin Roberts had started so many times in the final week, manager Eddie Sawyer surprised everyone by naming relief ace Jim Konstanty the starter. Konstanty allowed one run over eight innings but Vic Raschi blanked the Phillies on two singles in the series opener at Shibe Park, a 1-0 NY win.

	R	H	E	WP:	LP:
New York	1	5	0	Raschi	Konstanty
Phillies	0	2	1	HR: None	Att: 30,746

#### Game 2 – October 5

Roberts started the second game and worked all 10 innings, a 2-1 loss when Joe DiMaggio homered into the upper deck in left field in the 10th inning. Richie Ashburn drove in the Phillies' lone run with a fifth-inning fly ball.

	R	H	E	WP:	LP:
New York	2	10	0	Reynolds	Roberts
Phillies	1	7	0	HR: DiMaggio	Att: 32,660

#### Game 3 – October 6

Trailing 2-1, the Yankees won another one-run game with single runs in the eighth and ninth innings. Jerry Coleman, who drove in the winning run in Game 1, singled with two out in the last of the ninth for the game-winner.

	R	H	E	WP:	LP:
Phillies	2	10	2	Ferrick	Meyer
New York	3	7	0	HR: None	Att: 65,791

#### Game 4 – October 7

Rookie sensation Whitey Ford blanked the Phillies for eight innings as the Yankees swept the series with a 5-2 decision. It was the Yankees' 13th World Championship.

	R	H	E	WP:	LP:
Phillies	2	7	1	Ford	Miller
New York	5	8	2	HR: Berra	Att: 69,098

# POSTSEASON HISTORY

## 1976 NATIONAL LEAGUE CHAMPIONSHIP SERIES PHILLIES VS. CINCINNATI REDS (Reds win series, 3 games to 0)

### Game 1 – October 9

Mike Schmidt's first-inning sacrifice fly staked the Phillies to a 1-0 lead in the first postseason game played in Philadelphia since October 5, 1950. The Reds scored six unanswered runs and won the first game, 6-3.

	R	H	E	WP:	LP:
Cincinnati	6	10	0	HR: Foster	
Phillies	3	6	1	Att: 62,640	

### Game 2 – October 10

Again, the Phillies took an early lead with single runs in the second and fourth innings. Jim Lonborg carried a no-hitter into the sixth inning when the Reds scored four times on three hits, two walks and an error. Cincinnati won, 6-2, and the series shifted to Riverfront Stadium.

	R	H	E	WP:	LP:
Cincinnati	6	6	0	SV: Borbon	
Phillies	2	10	1	HR: Luzinski	Att: 62,651

### Game 3 – October 12

The Reds wiped out a 2-0 Phillies lead by scoring four times in the seventh. The Phillies clawed back, taking a 6-4 lead into the last of the ninth. Homers by George Foster and Johnny Bench tied it up and a single by Ken Griffey Sr. won the game, 7-6, as Cincinnati completed the sweep.

	R	H	E	WP:	LP:
Phillies	6	11	0	HR: Foster, Bench	
Cincinnati	7	9	2	Att: 55,047	

## 1977 NATIONAL LEAGUE CHAMPIONSHIP SERIES PHILLIES VS. LOS ANGELES DODGERS (Dodgers win series, 3 games to 1)

### Game 1 – October 4

Greg Luzinski's booming two-run homer gave the Phillies a first-inning lead in Los Angeles, but Ron Cey's grand slam off Steve Carlton tied the game in the seventh. Singles by Bake McBride, Larry Bowa and Mike Schmidt produced the first of two ninth-inning runs that gave the Phillies a 7-5 win.

	R	H	E	WP:	LP:
Phillies	7	9	0	SV: McGraw	
Los Angeles	5	9	2	HR: Luzinski, Cey	Att: 55,968

### Game 2 – October 5

Don Sutton's complete game and Dusty Baker's fourth-inning grand slam carried the Dodgers to a 7-1 win as the series moved east to Veterans Stadium.

	R	H	E	WP:	LP:
Phillies	1	9	1	HR: McBride, Baker	
Los Angeles	7	9	1	Att: 55,973	

### Game 3 – October 7

With their team trailing 2-0, Phillies fans unraveled Burt Hooton in the second inning. The right-hander walked four straight batters as the Phillies took a 3-2 lead. Leading 5-3 after eight innings, the Phillies seemed headed for their second victory. Instead, they sustained the most bitter defeat in Vet history. With two out, the Dodgers tied the game on a controversial call by first base umpire Bruce Froemming. Davey Lopes' grounder kicked off Mike Schmidt's glove to Larry Bowa, who threw to first base for the potential game-ending out. Froemming called Lopes safe; TV replays indicated he was out. Lopes wound up scoring the winning run on Bill Russell's single to center.

	R	H	E	WP:	LP:
Los Angeles	6	12	2	SV: Garman	
Phillies	5	6	2	HR: None	Att: 63,719

### Game 4 – October 8

In a game played almost entirely in a steady rain, the Dodgers advanced to the World Series with a 4-1 win behind Tommy John.

	R	H	E	WP:	LP:
Los Angeles	4	5	0	HR: Baker	
Phillies	1	7	0	Att: 64,924	

# POSTSEASON HISTORY

## 1978 NATIONAL LEAGUE CHAMPIONSHIP SERIES PHILLIES VS. LOS ANGELES DODGERS (Dodgers win series, 3 games to 1)

### Game 1 – October 4

Steve Garvey's three-run homer triggered a four-run third inning. Reliever Bob Welch allowed only one run over 4.1 innings as the Dodgers took the first game, 9-5.

	R	H	E	WP:	LP:
Los Angeles	9	13	1	HR: Martin, Garvey (2), Lopes,	Christenson
Phillies	5	12	1	Yeager	
				Att: 63,460	

### Game 2 – October 5

Tommy John, who won the clinching NLCS game a year earlier, blanked the Phillies on four singles, a 4-0 decision that gave the Dodgers a 2-0 lead as the series shifted to Los Angeles.

	R	H	E	WP:	LP:
Los Angeles	4	8	0	HR: Lopes	Ruthven
Phillies	0	4	0	Att: 60,642	

### Game 3 – October 6

Steve Carlton was a virtual one-man show as the Phillies stayed alive. The big lefty hit a three-run homer in the second inning, added an RBI single in the sixth and struck out eight in a complete-game, 9-4 win.

	R	H	E	WP:	LP:
Phillies	9	11	1	HR: Carlton, Luzinski, Garvey	Sutton
Los Angeles	4	8	2	Att: 55,043	

### Game 4 – October 7

Bake McBride tied the game, 3-3, with a pinch-hit solo home run in the seventh inning. Both teams couldn't capitalize on two-out threats in the eighth inning and both went down 1-2-3 in the ninth. For the second straight year, Bill Russell delivered the knockout punch, a two-out single to center in the 10th inning that scored Ron Cey.

	R	H	E	WP:	LP:
Phillies	3	8	2	HR: Luzinski, McBride, Cey,	McGraw
Los Angeles	4	13	2	Garvey	
				Att: 55,124	

## 1980 NATIONAL LEAGUE CHAMPIONSHIP SERIES PHILLIES VS. HOUSTON ASTROS (Phillies win series, 3 games to 2)

### Game 1 – October 7

With the Phillies trailing 1-0, Greg Luzinski unloaded a two-run homer in the sixth. Greg Gross' pinch RBI single in the next inning produced the final run of a 3-1 win before over 65,000 at the Vet.

	R	H	E	WP:	LP:
Houston	1	7	0	SV: McGraw	Forsch
Phillies	3	8	1	HR: Luzinski	
				Att: 65,277	

### Game 2 – October 8

Trailing 1-0, the Phillies went on top with two in the fourth. Garry Maddox's RBI single tied the game, 3-3, in the eighth. Dave Bergman's triple scored two of Houston's four 10th-inning runs that gave them a 7-4 win with the series headed for the Astrodome.

	R	H	E	WP:	LP:
Houston	7	8	1	SV: Andujar	Reed
Phillies	4	14	2	HR: None	
				Att: 65,476	

### Game 3 – October 10

After stranding 14 runners in the previous game, the Phillies left 11 more men on base as they lost an 11-inning classic, 1-0. Rafael Landestoy, pinch-running for Joe Morgan, who had tripled, scored the lone run on Dennis Walling's sacrifice fly.

	R	H	E	WP:	LP:
Phillies	0	7	1	HR: None	McGraw
Houston	1	6	1	Att: 44,443	

### Game 4 – October 11

A wild and crazy game. Houston pulled off what seemed to be a triple play that was eventually ruled a double play following a 20-minute conference. Gary Woods appeared to score Houston's third run but it was ruled he left third base too soon on a fly ball. Trailing, 2-0, the Phillies scored three in the top of the eighth only to have the Astros tie it, 3-3, in the bottom of the ninth. Pete Rose bowled over catcher Bruce Bochy to score the winning run in the 10th inning. The series was tied, 2-2, with one game to go.

	R	H	E	WP:	LP:
Phillies	5	13	0	SV: McGraw	Brusstar; Sambito
Houston	3	5	1	HR: None	
				Att: 44,952	

### Game 5 – October 12

Trailing 5-2, the Phillies erupted for five eighth-inning runs against Nolan Ryan, but the Astros tied the game with a pair in their half of the inning. Neither team scored in the ninth, forcing extra innings for the fourth straight game. Del Unser doubled to right with one out in the 10th and Garry Maddox got the hit of his life, an RBI double to center. He also caught the final out; Dick Ruthven leaped off the mound and Maddox was raised to the shoulders of his jubilant teammates.

	R	H	E	WP:	LP:
Phillies	8	13	2	HR: None	Ruthven; LaCorte
Houston	7	14	0	Att: 44,802	

# POSTSEASON HISTORY

## 1980 WORLD SERIES PHILLIES VS. KANSAS CITY ROYALS (Phillies win series, 4 games to 2)

### Game 1 – October 14

KC took a 4-0 lead after three innings before the Phillies got going. Larry Bowa singled and daringly stole second. It was the spark of a five-run inning, capped by Bake McBride's three-run homer. Leading by a run, Tug McGraw struck out Willie Wilson to end the game and give the Phillies a 7-6 win.

	R	H	E	WP:	LP:
Kansas City	6	9	1	SV: McGraw	
Phillies	7	11	0	HR: McBride, Aikens (2), Otis	Att: 65,791

### Game 2 – October 15

Again, the Phillies fell behind, this time 4-2 going into the eighth. RBI hits by Del Unser, Bake McBride, Mike Schmidt and Keith Moreland produced four runs. Ron Reed struck out John Wathan to end the game, a 6-4 Phillies triumph.

	R	H	E	WP:	LP:
Kansas City	4	11	0	SV: Reed	
Phillies	6	8	1	HR: None	Att: 65,775

### Game 3 – October 17

Three times Kansas City scored a single run and each time the Phillies came back with a single run in their next at-bat. The Royals delighted their home crowd by winning, 4-3, in 10 innings when Willie Aikens singled with the bases loaded against Tug McGraw.

	R	H	E	WP:	LP:
Phillies	3	14	0	HR: Schmidt, Brett, Otis	
Kansas City	4	11	0	Att: 42,380	

### Game 4 – October 18

Once again, the Phillies fell behind, but this time they didn't come back. Willie Aikens homered in each of the first two innings to set the pace for a 5-3 KC win. But something happened in the fourth inning that set the tone for the rest of the series. Reliever Dickie Noles brushed back George Brett with the count 0 and 2. Brett would only get three singles and Aikens one hit in the remaining two games.

	R	H	E	WP:	LP:
Phillies	3	10	1	SV: Quisenberry	
Kansas City	5	10	2	HR: Aikens (2)	Att: 42,363

### Game 5 – October 19

Trailing 3-2 going into the top of the ninth, the "Comeback Kids" did it again. Mike Schmidt singled off George Brett's glove and scored the tying run on a double by pinch-hitter Del Unser. Two outs later, Manny Trillo singled on a two-strike count to drive in Unser with the lead run. The Royals loaded the bases in the ninth but Tug McGraw struck out Jose Cardenal to end the game. Three Phillies wins, three KC strikeouts to end each win.

	R	H	E	WP:	LP:
Phillies	4	7	0	HR: Schmidt, Otis	
Kansas City	3	12	2	Att: 42,369	

### Game 6 – October 21

Over 65,000 jammed Veterans Stadium looking for a Phillies win and their first World Championship. This time, the script didn't call for a comeback win. The Phillies grabbed a four-run lead before the Royals chased Steve Carlton with an eighth-inning run. Three more outs were all the Phillies and Tug McGraw needed. After Amos Otis struck out, a walk and two singles loaded the bases. Frank White lofted a foul pop in front of the Phillies dugout. Bob Boone and Pete Rose converged. The ball bounced off Boone's glove but the ever-alert Rose was there to make the catch. At 11:29 p.m. Veterans Stadium erupted when McGraw struck out Willie Wilson to win the World Series.

	R	H	E	WP:	LP:
Kansas City	1	7	2	SV: McGraw	
Phillies	4	9	0	HR: None	Att: 65,838



# POSTSEASON HISTORY

## 1981 NATIONAL LEAGUE DIVISION SERIES PHILLIES VS. MONTREAL EXPOS (Expos win series, 3 games to 2)

### Game 1 – October 7

Steve Rogers gave up 10 hits but the Expos ace held off Steve Carlton and the Phillies, 3-1, at Montreal. Catcher Keith Moreland led the Phils with three hits.

	R	H	E	WP: Rogers; LP: Carlton
Phillies	1	10	0	SV: Reardon
Montreal	3	8	1	HR: Moreland Att: 34,327

### Game 2 – October 8

Chris Speier's run-scoring single in the second inning and Gary Carter's two-run homer in the third gave the Expos a second straight win by the same score. Speier recorded the game-winning RBI in both games.

	R	H	E	WP: Gullickson; LP: Ruthven
Phillies	1	6	2	SV: Reardon
Montreal	3	7	0	HR: Carter Att: 45,896

### Game 3 – October 9

The series shifted to the Vet and the Phillies used 13 hits (11 singles) and four Montreal errors to stay alive, 6-2. Gary Matthews was 3-for-4 for the Phils with a pair of runs scored. Mike Schmidt and Keith Moreland drove in two runs each. Larry Christenson allowed one run on four hits in six innings for the victory.

	R	H	E	WP: Christenson; LP: Burris
Montreal	2	8	4	HR: None
Phillies	6	13	0	Att: 36,835

### Game 4 – October 10

George Vukovich hit a game-winning, pinch-hit homer in the 10th to even the series, 2-2. It was Vukovich's third pinch hit of the series and gave the Phillies a 6-5 win after losing leads of 4-0 and 5-4. Tug McGraw pitched three scoreless innings of relief for the win.

	R	H	E	WP: McGraw; LP: Reardon
Montreal	5	10	1	HR: Schmidt, Matthews,
Phillies	6	9	0	G. Vukovich, Carter Att: 38,818

### Game 5 – October 11

Steve Rogers was the entire story as Montreal advanced to the NLCS. He held the Phillies scoreless on six hits and drove in the first two runs with a bases-loaded single in the fifth off Steve Carlton as the Expos prevailed, 3-0.

	R	H	E	WP: Rogers; LP: Carlton
Montreal	3	8	1	HR: None
Phillies	0	6	0	Att: 47,384

## 1983 NATIONAL LEAGUE CHAMPIONSHIP SERIES PHILLIES VS. LOS ANGELES DODGERS (Phillies win series, 3 games to 1)

### Game 1 – October 4

Mike Schmidt homered as the third batter of the game to provide the 16th run of the season against LA pitching. Steve Carlton (7.2 IP) and Al Holland (1.1 IP) combined to blank the Dodgers on seven singles, 1-0, in LA.

	R	H	E	WP: Carlton; LP: Reuss
Phillies	1	5	1	SV: Holland
Los Angeles	0	7	0	HR: Schmidt Att: 49,963

### Game 2 – October 5

Gary Matthews' second-inning solo homer was just the Phillies' 17th run off LA all season. It was the Phillies' lone run as the Dodgers evened the series, 4-1. The scene shifted to Veterans Stadium.

	R	H	E	WP: Valenzuela; LP: Denny
Phillies	1	7	2	SV: Niedenfuer
Los Angeles	4	6	1	HR: Matthews Att: 55,967

### Game 3 – October 7

Gary Matthews and Charles Hudson were the stars of the show. Matthews had two singles, his second homer of the series, four RBI and a stolen base while Hudson pitched a four-hitter to give the Phillies a 7-2 win and 2-1 LCS lead.

	R	H	E	WP: Hudson; LP: Welch
Los Angeles	2	4	0	HR: Matthews, Marshall
Phillies	7	9	1	Att: 53,490

### Game 4 – October 8

Sweet revenge. Riding homers from Gary Matthews and Sixto Lezcano, the Phillies headed to the World Series for the second time in four seasons. Matthews started the scoring with a three-run homer in the first inning of the 7-2 decision as Steve Carlton beat Jerry Reuss for the second time in four games. Phillies pitchers compiled a 1.03 ERA in the series, holding the Dodgers to a .209 average.

	R	H	E	WP: Carlton; LP: Reuss
Los Angeles	2	10	0	HR: Lezcano, Matthews, Baker
Phillies	7	13	1	Att: 64,494



# POSTSEASON HISTORY

## 1983 WORLD SERIES PHILLIES VS. BALTIMORE ORIOLES (Orioles win series, 4 games to 1)

### Game 1 – October 11

Playing in the rain, the Phillies edged the Orioles, 2-1, at Memorial Stadium, a game in which all the runs came on homers. Jim Dwyer put the Birds on top with a first-inning homer off John Denny. Joe Morgan tied it in the sixth and Garry Maddox delivered a game-winning shot in the eighth inning.

	R	H	E	WP: Denny; LP: McGregor
Phillies	2	5	0	SV: Holland
Baltimore	1	5	1	HR: Morgan, Maddox, Dwyer Att: 52,204

### Game 2 – October 12

Rookies Charles Hudson and Mike Boddicker were the starting pitchers. The Phillies took a 1-0 lead in the fourth inning on Joe Lefebvre's sacrifice fly. Hudson retired 12 of the first 13 hitters but couldn't survive the fifth when the Orioles scored three times. Final: 4-1, with the Series heading north on I-95 to Veterans Stadium.

	R	H	E	WP: Boddicker; LP: Hudson
Phillies	1	3	0	HR: Lowenstein
Baltimore	4	9	1	Att: 52,132

### Game 3 – October 14

Leadoff homers in the second (Gary Matthews) and third (Joe Morgan) innings staked Steve Carlton to a 2-0 lead. Baltimore cut the lead in half with a sixth-inning run and won the game with a pair in the seventh, the first coming on Benny Ayala's single and the second on an error by Ivan DeJesus.

	R	H	E	WP: Palmer; LP: Carlton
Baltimore	3	6	1	SV: Martinez
Phillies	2	8	2	HR: Matthews, Morgan, Ford Att: 65,792

### Game 4 – October 15

Again, the Phillies took a lead, 3-2, after five innings. The Orioles tied a WS record with four consecutive pinch-hitters in a two-run sixth inning. Pinch-hitter John Shelby drove in the eventual game-winning run on a sacrifice fly. The Phillies scored a run in the ninth to pull within 5-4, but Joe Morgan lined out to second to end the game.

	R	H	E	WP: Davis; LP: Denny
Baltimore	5	10	1	SV: Martinez
Phillies	4	10	0	HR: None Att: 66,947

### Game 5 – October 16

Scott McGregor's five-hit shutout brought Baltimore the World Championship. The Orioles had only five hits but three were home runs, two shots by Eddie Murray and one by Rick Dempsey.

	R	H	E	WP: McGregor; LP: Hudson
Baltimore	5	5	0	HR: Murray (2), Dempsey
Phillies	0	5	1	Att: 67,064

## 1993 NATIONAL LEAGUE CHAMPIONSHIP SERIES PHILLIES VS. ATLANTA BRAVES (Phillies win series, 4 games to 2)

### Game 1 – October 6

Kim Batiste atoned for a ninth-inning error that helped the Braves tie the score by singling in John Kruk, who had doubled, with the winning run in the bottom of the 10th.

	R	H	E	WP: Williams; LP: McMichael
Atlanta	3	9	0	HR: Incaviglia
Phillies	4	9	1	Att: 62,412

### Game 2 – October 7

Scoring six times in the top of the third inning, the Braves went on to thump the Phillies, 14-3. Atlanta hit four homers, two (Jeff Blausler and Damon Berryhill) coming in the big inning. Series moved to Atlanta tied at 1-1.

	R	H	E	WP: Maddux; LP: Greene
Atlanta	14	16	0	HR: Hollins, Dykstra, McGriff,
Phillies	3	7	2	Blausler, Pendleton, Berryhill Att: 62,436

### Game 3 – October 9

Trailing 1-0 after five innings, the Braves again used the big inning to take a 2-1 series lead. They scored five times in the sixth on four hits, an error and a walk and came back with four more in the seventh to win, 9-4.

	R	H	E	WP: Glavine; LP: Mulholland
Phillies	4	10	1	HR: Kruk
Atlanta	9	12	0	Att: 52,032

### Game 4 – October 10

Danny Jackson and Mitch Williams combined to stop the Braves offense on three doubles and seven singles, a 2-1 Sunday night victory. Kevin Stocker and Jackson drove in the two Phillies runs in the fourth inning.

	R	H	E	WP: Jackson; LP: Smoltz
Phillies	2	8	1	SV: Williams
Atlanta	1	10	1	HR: None Att: 52,032

### Game 5 – October 11

Lenny Dykstra's solo homer in the 10th inning gave the Phillies a 4-3 victory and a 3-2 playoff lead as the series shifted back to Veterans Stadium. Larry Andersen struck out two in the 10th for the save.

	R	H	E	WP: Williams; LP: Wohlers
Phillies	4	6	1	SV: Andersen
Atlanta	3	7	1	HR: Daulton, Dykstra Att: 52,032

### Game 6 – October 13

Before 62,502 fans, the Phillies jumped on Greg Maddux for six runs in 5.2 innings, including a two-run homer by Dave Hollins. The climax came when Mitch Williams struck out pinch-hitter Bill Pecota in the top of the ninth inning, setting off a rousing celebration. The 6-3 victory sent the Phillies to their third World Series in 13 years.

	R	H	E	WP: Greene; LP: Maddux
Atlanta	3	5	3	SV: Williams
Phillies	6	7	1	HR: Hollins, Blausler Att: 62,502

# POSTSEASON HISTORY

## 1993 WORLD SERIES PHILLIES VS. TORONTO BLUE JAYS (Blue Jays win series, 4 games to 2)

### Game 1 – October 16

The SkyDome was packed for the first game, an 8-5 victory for the Blue Jays. Devon White and John Olerud homered and reliever Al Leiter picked up the win with 2.2 scoreless innings.

	R	H	E	WP: Leiter; LP: Schilling
Phillies	5	11	1	SV: Ward
Toronto	8	10	3	HR: White, Olerud Att: 52,011

### Game 2 – October 17

Jim Eisenreich capped a five-run third inning with a three-run homer off Dave Stewart. Lenny Dykstra also homered and made two outstanding catches, crashing into the center-field wall in the third and fourth innings. The scene shifted to Veterans Stadium with the Series knotted at one-all.

	R	H	E	WP: Mulholland; LP: Stewart
Phillies	6	12	0	SV: Williams
Toronto	4	8	0	HR: Eisenreich, Dykstra, Carter Att: 52,062

### Game 3 – October 19

Paul Molitor, the DH in Toronto, played first base against LHP Danny Jackson. The veteran led the offense with a single, triple, home run and three RBI as the Blue Jays coasted to a 10-3 victory.

	R	H	E	WP: Hentgen; LP: Jackson
Toronto	10	13	1	HR: Thompson, Molitor
Phillies	3	9	0	Att: 62,689

### Game 4 – October 20

Lenny Dykstra turned in an incredible performance, with a double, two homers, four runs scored, four RBI, a stolen base and an assist, but the Blue Jays rallied from 6-3, 12-7 and 14-9 deficits to win, 15-14, with a six-run eighth inning. The game lasted 4:14, longest in WS history up to that point.

	R	H	E	WP: Castillo; LP: Williams
Toronto	15	18	0	SV: Ward
Phillies	14	14	1	HR: Dykstra (2), Daulton Att: 62,731

### Game 5 – October 21

Facing elimination, Curt Schilling rose to the occasion with the Phillies' first WS shutout, 2-0. Following an 18-hit attack the previous game, Schilling held the Blue Jays to five singles.

	R	H	E	WP: Schilling; LP: Guzman
Toronto	0	5	1	HR: None
Phillies	2	5	1	Att: 62,706

### Game 6 – October 23

Veteran outfielder Joe Carter hit one of the most dramatic home runs in baseball history, a three-run shot over the left field wall in the last of the ninth to lift the Blue Jays to an 8-6 win and their second consecutive World Championship. They were the first team since the 1977-78 Yankees to repeat. Lenny Dykstra finished with four home runs, tying him for second for the most homers in one Series.

	R	H	E	WP: Ward; LP: Williams
Phillies	6	7	0	HR: Dykstra, Molitor, Carter
Toronto	8	10	2	Att: 52,195

## 2007 NATIONAL LEAGUE DIVISION SERIES PHILLIES VS. COLORADO ROCKIES (Rockies win series, 3 games to 0)

### Game 1 – October 3

In their first postseason appearance in 14 years, the Phillies fell to the Rockies, 4-2, in Game 1 of the NLDS. Trailing 3-0, the Phils drew to within one run when Aaron Rowand and Pat Burrell hit back-to-back homers in the fifth inning, a first in the club's playoff history. Colorado added an insurance run in the eighth on Matt Holliday's solo homer. Phillie starter Cole Hamels retired the side in order in five of his six full innings, but took the loss in the first-ever playoff game at Citizens Bank Park.

	R	H	E	WP: Francis; LP: Hamels
Colorado	4	6	0	SV: Corpas
Phillies	2	4	0	HR: Rowand, Burrell, Holliday Att: 45,655

### Game 2 – October 4

In front of what was the largest crowd in the history of Citizens Bank Park at the time, the Phillies dropped Game 2, 10-5. Colorado jumped out to a 2-0 lead in the first inning on back-to-back homers off Kyle Kendrick, the second-youngest Phillie to start a postseason game. Jimmy Rollins led off the bottom half of the first with a home run – another first in the team's playoff history – to cut the Rockies' lead in half and put the Phils ahead, 3-2, in the second with an RBI triple. The Rockies took the lead for good in the fourth on Kazuo Matsui's two-out grand slam off Kyle Lohse.

	R	H	E	WP: Fogg; LP: Kendrick
Colorado	10	12	1	SV: Corpas
Phillies	5	9	0	HR: Rollins, Howard, Tulowitzki, Holliday, Matsui Att: 45,991

### Game 3 – October 6

Despite a strong start from veteran Jamie Moyer – 6.0 innings, one run – the Phillies were eliminated from the playoffs following a 2-1 loss to the Rockies. Trailing 1-0 in the seventh inning, Shane Victorino tied the game with a solo home run. Colorado responded in the eighth, though, with three straight two-out singles to take a 2-1 lead, sweeping the Phillies out of the postseason.

	R	H	E	WP: Fuentes; LP: Romero
Phillies	1	3	0	SV: Corpas
Colorado	2	9	0	HR: Victorino Att: 50,724

# POSTSEASON HISTORY

## 2008 NATIONAL LEAGUE DIVISION SERIES

**PHILLIES VS. MILWAUKEE BREWERS**  
(Phillies win series, 3 games to 1)

### Game 1 – October 1

The Phillies earned their first postseason win in 15 years with a 3-1 victory over the Brewers at Citizens Bank Park. Cole Hamels pitched 8.0 shutout innings to get the win and opened the game retiring the first 14 batters he faced. The Phils scored three runs (all unearned) in the third inning, with the big blow coming on Chase Utley's two-run double.

	R	H	E	WP: Hamels; LP: Gallardo
Milwaukee	1	4	1	SV: Lidge
Phillies	3	4	1	HR: None Att: 45,929

### Game 2 – October 2

For the second straight game, the Phillies did all their scoring in one inning. Brett Myers' nine-pitch walk and Shane Victorino's grand slam off Milwaukee starter CC Sabathia highlighted a five-run second inning that carried the Phils to a 5-2 win. Myers allowed two runs in 7.0 innings to earn the win in front of a sellout crowd at Citizens Bank Park.

	R	H	E	WP: Myers; LP: Sabathia
Milwaukee	2	3	0	SV: Lidge
Phillies	5	9	1	HR: Victorino Att: 46,208

### Game 3 – October 4

The series shifted to Milwaukee's Miller Park for the Brewers' first home playoff game since 1982. The Phils could only manage one run as they left seven runners on base in the game, including six in scoring position, to fall to the Brewers, 4-1.

	R	H	E	WP: Bush; LP: Moyer
Phillies	1	9	0	SV: Torres
Milwaukee	4	11	0	HR: None Att: 43,992

### Game 4 – October 5

Philadelphia punched its ticket to the National League Championship Series with a 6-2 win at Miller Park. Jimmy Rollins set the tone for the Phils with a leadoff home run off Jeff Suppan. Joe Blanton got the win, allowing just one run in his 6.0 innings pitched, while Pat Burrell provided plenty of offense, going 3-for-4 with a pair of HR and four RBI.

	R	H	E	WP: Blanton; LP: Suppan
Phillies	6	10	0	HR: Burrell (2), Rollins, Werth,
Milwaukee	2	8	0	Fielder Att: 43,934

## 2008 NATIONAL LEAGUE CHAMPIONSHIP SERIES

**PHILLIES VS. LOS ANGELES DODGERS**  
(Phillies win series, 4 games to 1)

### Game 1 – October 9

The Phillies came from behind to beat the Dodgers, 3-2, at Citizens Bank Park. Trailing 2-0 in the sixth inning, Shane Victorino reached base on Rafael Furcal's throwing error and scored on the next pitch as Chase Utley hit a two-run HR off Dodgers starter Derek Lowe. Pat Burrell's solo HR two batters later put the Phils ahead for good and earned Cole Hamels his second Game 1 win of the postseason.

	R	H	E	WP: Hamels; LP: Lowe
Los Angeles	2	7	1	SV: Lidge
Phillies	3	7	0	HR: Utley, Burrell Att: 45,839

### Game 2 – October 10

Brett Myers won Game 2 for the Phillies with his arm and his bat. Myers, who went 5.0 innings on the mound, became the first pitcher in LCS history to record three hits in a game and the first since 1919 with three hits and three RBI in a postseason game. Brad Lidge struck out the side for his fourth save of the postseason, sending the Phils to Los Angeles with a 2-0 series lead.

	R	H	E	WP: Myers; LP: Billingsley
Los Angeles	5	8	1	SV: Lidge
Phillies	8	11	1	HR: Ramirez Att: 45,883

### Game 3 – October 12

Los Angeles extended the series with a 7-2 win at Dodger Stadium. Phils starter Jamie Moyer struggled, allowing six runs in only 1.1 innings pitched. Tempers flared when Dodgers starter Hiroki Kuroda threw inside to Shane Victorino in the third inning, clearing both benches.

	R	H	E	WP: Kuroda; LP: Moyer
Phillies	2	7	0	HR: Furcal
Los Angeles	7	10	0	Att: 56,800

### Game 4 – October 13

The Dodgers seemed poised to even the series at two games apiece until the Phillies made a stunning comeback to take Game 4. Trailing by two runs in the eighth inning, Shane Victorino hit a two-run home run off Cory Wade to tie the game at five and three batters later, pinch-hitter Matt Stairs hit a two-out, two-run home run deep into the right field seats to put the Phils ahead by the eventual final score, 7-5.

	R	H	E	WP: Madson; LP: Wade
Phillies	7	12	1	SV: Lidge
Los Angeles	5	11	0	HR: Victorino, Stairs, Blake Att: 56,800

### Game 5 – October 15

The Phillies clinched their sixth National League pennant with a 5-1 win at Dodger Stadium. Just as he did in the series-clinching game against the Brewers, Jimmy Rollins hit a leadoff home run to put the Phils on the board first. Cole Hamels turned in another solid performance to earn the win and was named NLCS MVP for his efforts.

	R	H	E	WP: Hamels; LP: Billingsley
Phillies	5	8	0	HR: Rollins, Ramirez
Los Angeles	1	7	3	Att: 56,800

# POSTSEASON HISTORY

## 2008 WORLD SERIES PHILLIES VS. TAMPA BAY RAYS (Phillies win series, 4 games to 1)

### Game 1 – October 22

A two-run home run by Chase Utley in the first inning quieted the sellout crowd at Tampa Bay's Tropicana Field and helped the Phils to a 3-2 win in Game 1 of the Fall Classic. With the help of some great defense, Cole Hamels improved to 4-0 in four postseason starts, holding the Rays to two runs on five hits in 7.0 innings.

	R	H	E	WP: Hamels; LP: Kazmir
Phillies	3	8	1	SV: Lidge
Tampa Bay	2	5	1	HR: Utley, Crawford Att: 40,783

### Game 2 – October 23

Tampa Bay knotted the series at one game apiece with a 4-2 win. The Rays jumped out to a 3-0 lead after two innings thanks to a pair of RBI groundouts and an RBI single. Starter Brett Myers kept the Phils in the game for his 7.0 innings, but the Phillies struggled at the plate, going 1-for-15 with runners in scoring position and leaving 11 men on base.

	R	H	E	WP: Shields; LP: Myers
Phillies	2	9	2	HR: Bruntlett
Tampa Bay	4	7	1	Att: 40,843

### Game 3 – October 25

Fifteen years and a 91-minute rain delay later, the World Series returned to the City of Brotherly Love. As the second oldest pitcher to start a World Series game, Jamie Moyer rebounded from his first two subpar postseason starts, allowing three runs on five hits in 6.1 innings pitched. A walk-off infield single by Carlos Ruiz against a five-man Rays infield broke a 4-4 tie and gave the Phillies a 2-1 series lead.

	R	H	E	WP: Romero; LP: Howell
Tampa Bay	4	6	1	HR: Ruiz, Utley, Howard
Phillies	5	7	1	Att: 45,900

### Game 4 – October 26

The Phillies' offense exploded with 12 hits in a 10-2 win at Citizens Bank Park. Ryan Howard led the way with two home runs and five RBI and Phils starter Joe Blanton was impressive both on the mound and at the plate. He allowed two runs on four hits with seven strikeouts over 6.0 innings pitched and connected for his first career homer – a solo shot – in the fifth inning off Edwin Jackson.

	R	H	E	WP: Blanton; LP: Sonnanstine
Tampa Bay	2	5	2	HR: Howard (2), Blanton,
Phillies	10	12	1	Werth, Crawford, Hinske Att: 45,903

### Game 5 – October 27

Although it took two days to complete, it was worth the wait as the Phillies won their second world title in franchise history with a 4-3 win over the Rays. Trailing 2-0 after the first inning, the two coldest bats in Tampa Bay's lineup heated up and knotted the game, 2-2, after five and a half innings. At that point, heavy rains caused Commissioner Bud Selig to suspend the game – a first in World Series history – for 46 hours. When play resumed on Wednesday, October 29, an RBI single by Pedro Feliz in the seventh inning scored Eric Bruntlett from third base and ended a 28-year title drought for the Phillies and a 25-year drought for the city.

	R	H	E	WP: Romero; LP: Howell
Tampa Bay	3	10	0	SV: Lidge
Phillies	4	8	1	HR: Baldelli Att: 45,940



# POSTSEASON HISTORY

## 2009 NATIONAL LEAGUE DIVISION SERIES PHILLIES VS. COLORADO ROCKIES (Phillies win series, 3 games to 1)

### Game 1 – October 7

In his first career postseason appearance, Cliff Lee pitched the Phillies to a 5-1 win over the Rockies at Citizens Bank Park. Lee, who threw the ninth complete game in Phillies postseason history, held Colorado scoreless through his first 8.0 innings pitched and scattered six hits on the day while striking out five. Also making his first postseason appearance was left fielder Raúl Ibáñez, who finished with two hits and two runs batted in.

	R	H	E	WP: Lee; LP: Jimenez
Colorado	1	6	1	HR: None
Phillies	5	12	0	Att: 46,452

### Game 2 – October 8

Colorado evened up the series with a 5-4 win over Cole Hamels and the Phillies in front of a sellout crowd at Citizens Bank Park. Trailing, 4-0, after five innings, the Phillies battled back, scoring three runs in the sixth inning and one more in the eighth to make it a one-run game. Philadelphia had a pair of baserunners on in the ninth inning but could not get the tying run in off Rockies closer Huston Street.

	R	H	E	WP: Cook; LP: Hamels
Colorado	5	9	1	SV: Street
Phillies	4	11	0	HR: Werth; Torrealba Att: 46,528

### Game 3 – October 11

Due to snow and record-low temperatures in the Denver area, Game 3, originally scheduled for October 10, was postponed to the following day. Despite a first-pitch temperature of 35 degrees at Coors Field, the Phillies beat the cold and the Rockies, 6-5. The Phils overcame a 3-1 deficit after three innings, broke a 4-4 tie in the sixth inning and a 5-5 tie in the ninth on a Ryan Howard sacrifice fly to take a 2-1 series lead.

	R	H	E	WP: Durbin; LP: Street
Phillies	6	8	0	SV: Lidge
Colorado	5	10	0	HR: Utley; Gonzalez Att: 50,109

### Game 4 – October 12

The Phillies closed out the NLDS in dramatic, come-from-behind fashion with a 5-4 win at Coors Field. In the top of the ninth inning, Colorado held a two-run lead and was one out away from forcing a decisive Game 5 before a two-run double by Ryan Howard off Huston Street knotted the game, 4-4. Jayson Werth followed with a single to drive in Howard with the go-ahead run. Scott Eyre and Brad Lidge came on in the bottom of the inning to close out the game and send the Phils to the NLCS for the second straight year.

	R	H	E	WP: Madson; LP: Street
Phillies	5	9	2	SV: Lidge
Colorado	4	9	0	HR: Victorino, Werth Att: 49,940

## 2009 NATIONAL LEAGUE CHAMPIONSHIP SERIES PHILLIES VS. LOS ANGELES DODGERS (Phillies win series, 4 games to 1)

### Game 1 – October 15

The Phillies opened the NLCS with an 8-6 win at Dodger Stadium. Philadelphia erased the Dodgers' early 1-0 lead with a five-run fifth inning, highlighted by Carlos Ruiz's three-run homer off LA starter Clayton Kershaw. Raúl Ibáñez added a three-run homer of his own in the eighth inning and Brad Lidge came on in the ninth to nail down the save.

	R	H	E	WP: Hamels; LP: Kershaw
Phillies	8	8	1	SV: Lidge
Los Angeles	6	14	0	HR: Ruiz, Ibáñez; Loney, Ramirez Att: 56,000

### Game 2 – October 16

In his first postseason appearance with the Phillies, Pedro Martinez allowed only two hits over his 7.0 scoreless innings pitched, but Los Angeles tied up the series with a 2-1 win. Ryan Howard's fourth-inning solo home run off Dodgers starter Vicente Padilla gave the Phils a 1-0 lead. In the eighth inning, a Chase Utley throwing error on a double play attempt allowed the tying run to score, and Andre Ethier's bases-loaded walk off J.A. Happ drove in the eventual game-winning run.

	R	H	E	WP: Kuo; LP: Park; SV: Broxton
Phillies	1	4	1	HR: Howard
Los Angeles	2	5	0	Att: 56,000

### Game 3 – October 18

In what was the largest margin of victory in the club's postseason history, the Phillies blanked the Dodgers, 11-0, at Citizens Bank Park. Cliff Lee turned in another gem, scattering three hits and striking out 10 over 8.0 innings. The Phillies exploded early for six runs on six hits, chasing Dodgers starter Hiroki Kuroda in the second inning. Ryan Howard and Shane Victorino led the way offensively, driving in three runs apiece.

	R	H	E	WP: Lee; LP: Kuroda
Los Angeles	0	3	0	HR: Werth, Victorino
Phillies	11	11	0	Att: 45,721

### Game 4 – October 19

Jimmy Rollins' clutch hit gave the Phillies a dramatic 5-4 win in Game 4. Trailing 4-3 in the bottom of the ninth inning, Rollins laced a two-out double off Dodgers closer Jonathan Broxton to the right-center field gap, scoring pinch-runner Eric Bruntlett from second base and Carlos Ruiz from first. It marked the fourth walk-off win in Phillies postseason history.

	R	H	E	WP: Lidge; LP: Broxton
Los Angeles	4	8	0	HR: Howard; Kemp
Phillies	5	5	1	Att: 46,157

### Game 5 – October 21

Philadelphia wrapped up its seventh National League pennant and second in as many years with a 10-4 win over the Dodgers at Citizens Bank Park. A three-run home run in the first inning by Jayson Werth, his first of two in the game, set the tone for the Phillies offense. Ryan Howard, who finished the series batting .333 with two homers and eight runs batted in, was named NLCS MVP.

	R	H	E	WP: Durbin; LP: Padilla
Los Angeles	4	8	0	HR: Werth (2), Feliz, Victorino;
Phillies	10	8	0	Ethier, Loney, Hudson Att: 46,214

# POSTSEASON HISTORY

## 2009 WORLD SERIES PHILLIES VS. NEW YORK YANKEES (Yankees win series, 4 games to 2)

### Game 1 – October 28

Chase Utley and Cliff Lee led the Phillies to a 6-1 win in the first-ever World Series game at new Yankee Stadium. Utley gave the Phils the early advantage with a pair of solo home runs off Yankees starter CC Sabathia, one in the third and the other in the sixth inning. Lee tied the Phillies postseason record with 10 strikeouts and threw his second complete game of the 2009 playoffs. New York managed to score an unearned run in the ninth inning off Lee, who allowed only eight base runners on the night, including five through his first 8.0 innings.

	R	H	E	WP: Lee; LP: Sabathia
Phillies	6	9	1	HR: Utley (2)
New York	1	6	0	Att: 50,207

### Game 2 – October 29

The Series headed south to Philadelphia tied at 1-1 after the Yankees' 3-1 win in Game 2. Phillies starter Pedro Martinez (6.0 IP, 3 R) turned in a solid performance but he was bested by A.J. Burnett (7.0 IP, 1 R). Matt Stairs' RBI single in the second inning gave the Phils a 1-0 lead, but solo homers by Mark Teixeira and Hideki Matsui put New York ahead for good. Mariano Rivera came on in the eighth to earn a two-inning save for the Yankees.

	R	H	E	WP: Burnett; LP: Martinez
Phillies	1	6	0	SV: Rivera
New York	3	8	0	HR: Teixeira, Matsui Att: 50,181

### Game 3 – October 31

After waiting out an 80-minute rain delay prior to Game 3, the Yankees took a 2-games-to-1 advantage in the Series with an 8-5 win at Citizens Bank Park. The Phillies jumped out to an early 3-0 lead off New York starter Andy Pettitte but could not hold on. One inning after Alex Rodriguez's two-run homer off Cole Hamels got the Yankees on the board, New York scored three more runs off Hamels in the fifth inning to take the lead and the game.

	R	H	E	WP: Pettitte; LP: Hamels
New York	8	8	1	HR: Werth (2), Ruiz; Rodriguez,
Phillies	5	6	0	Swisher, Matsui Att: 46,061

### Game 4 – November 1

In a game that was back and forth early, the Yankees used a late charge to beat the Phillies, 7-4, at Citizens Bank Park. Pedro Feliz's two-out solo home run off Joba Chamberlain in the bottom of the eighth inning tied the game at four, but New York put together a two-out, three-run rally off Brad Lidge in the top of the ninth to stun the Phillies and take a 3-1 series lead.

	R	H	E	WP: Chamberlain; LP: Lidge
New York	7	9	1	SV: Rivera
Phillies	4	8	1	HR: Utley, Feliz Att: 45,903

### Game 5 – November 2

With their backs against the wall, the Phillies turned to Cliff Lee, who delivered an 8-6 win over the Yankees at Citizens Bank Park. Philadelphia jumped out to a 3-1 lead thanks to a three-run homer by Chase Utley off A.J. Burnett in the first inning. Utley hit his second homer of the game – his record-tying fifth in the World Series – in the seventh inning off Phil Coke for his second multi-homer game of the series. Ryan Madson came on in the ninth for the save as the Phils staved off elimination and headed back up to New York for Game 6.

	R	H	E	WP: Lee; LP: Burnett
New York	6	10	0	SV: Madson
Phillies	8	9	0	HR: Utley (2), Ibañez Att: 46,178

### Game 6 – November 4

The Phillies could not contain Hideki Matsui and the Yankees as New York took the Series with a 7-3 win at Yankee Stadium. Matsui finished the game with three hits and a record-tying six runs batted in en route to being named World Series MVP. Pedro Martinez took the loss for the Phillies, who could only manage three runs on four hits off winning pitcher Andy Pettitte.

	R	H	E	WP: Pettitte; LP: Martinez
Phillies	3	6	0	HR: Howard; Matsui
New York	7	8	0	Att: 50,315



# POSTSEASON HISTORY

## 2010 NATIONAL LEAGUE DIVISION SERIES PHILLIES VS. CINCINNATI REDS (Phillies win series, 3 games to 0)

### Game 1 – October 6

In his postseason debut, Roy Halladay became the second pitcher in MLB history to throw a no-hitter in the playoffs in a 4-0 win over Cincinnati. Halladay narrowly missed throwing his second perfect game of the calendar year as he walked one batter, Jay Bruce, in the fifth inning. After taking a 1-0 lead in the first inning, the Phillies extended their lead in the second on an RBI single by Halladay and a two-run base hit by Shane Victorino. The win was the Phillies' seventh consecutive victory in Game 1 of a postseason series, tying the National League record.

	R	H	E	WP:	LP:	SV:	HR:	Att:
Cincinnati	0	0	1	Halladay	Volquez		None	
Phillies	4	5	0					46,411

### Game 2 – October 8

Philadelphia took a 2-0 series lead in a wild, 7-4 victory at Citizens Bank Park. The series appeared to be heading to Cincinnati tied at one game apiece when the Reds took a 4-0 lead into the bottom of the fifth inning. The Phillies offense, however, responded and cut Cincinnati's lead to one (4-3) after six. In the seventh, Philadelphia plated three unearned runs to take the lead and the game. Reds outfielder Jay Bruce lost a fly ball hit by Jimmy Rollins in the lights with runners on first and second which allowed both runners to score. Five of the seven runs scored by the Phils were unearned and both teams combined to commit six errors in the game, which set a League Division Series single-game record.

	R	H	E	WP:	LP:	SV:	HR:	Att:
Cincinnati	4	6	4	Contreras	Chapman			
Phillies	7	8	2			Lidge	Phillips, Bruce	46,511

### Game 3 – October 10

Cole Hamels threw a five-hit shutout to beat the Reds, 2-0, at Great American Ball Park and give the Phillies their first-ever postseason series sweep. The Phils took a 1-0 lead in the first inning when they capitalized on a throwing error by Reds shortstop Orlando Cabrera. Chase Utley belted the club's first home run of the postseason off Cincinnati starter Johnny Cueto in the fifth to put the Phils ahead, 2-0. Hamels, who struck out nine, became the third pitcher in team history to throw a postseason shutout.

	R	H	E	WP:	LP:	SV:	HR:	Att:
Phillies	2	8	1	Hamels	Cueto			
Cincinnati	0	5	2			Utley		44,599

## 2010 NATIONAL LEAGUE CHAMPIONSHIP SERIES PHILLIES VS. SAN FRANCISCO GIANTS (Giants win series, 4 games to 2)

### Game 1 – October 16

The highly anticipated clash between former Cy Young Award winners Roy Halladay and Tim Lincecum went to the Giants as they took Game 1 at Citizens Bank Park, 4-3. The Phillies managed three runs on six hits off Lincecum but were shut down by the back of San Francisco's bullpen.

	R	H	E	WP:	LP:	SV:	HR:	Att:
San Francisco	4	9	0	Lincecum	Halladay			
Phillies	3	7	0			Wilson	Ruiz, Werth; Ross (2)	45,929

### Game 2 – October 17

Philadelphia knotted the series at a game apiece with a 6-1 victory behind Roy Oswalt, who allowed only one run on three hits and struck out nine in 8.0 innings. The Phillies blew the game open with a four-run seventh, highlighted by a bases-clearing double by Jimmy Rollins.

	R	H	E	WP:	LP:	SV:	HR:	Att:
San Francisco	1	4	1	Oswalt	Sanchez			
Phillies	6	8	0				Ross	46,099

### Game 3 – October 19

Cole Hamels pitched well but the Phillies' bats went quiet in a 3-0 loss at AT&T Park. Giants starter Matt Cain allowed only two hits over 7.0 innings en route to the victory.

	R	H	E	WP:	LP:	SV:	HR:	Att:
Phillies	0	3	1	Cain	Hamels	Wilson	None	
San Francisco	3	4	0					45,721

### Game 4 – October 20

San Francisco walked off with a 6-5 win to take a 3-1 series lead. The Phils took a 4-3 lead into the bottom of the sixth inning, but the Giants scored two runs off the bullpen to grab a 5-4 advantage. Back-to-back doubles by Ryan Howard and Jayson Werth in the eighth tied the game, but the Giants rallied off Roy Oswalt, who entered in relief in the ninth, and won on pinch-hitter Juan Uribe's sacrifice fly.

	R	H	E	WP:	LP:	SV:	HR:	Att:
Phillies	5	9	1	Wilson	Oswalt			
San Francisco	6	11	0					43,515

### Game 5 – October 21

Facing elimination, the Phillies extended the series behind a gutsy performance by Roy Halladay, who pitched with an injured groin in the 4-2 win. Jayson Werth's solo homer in the ninth inning gave closer Brad Lidge some insurance.

	R	H	E	WP:	LP:	SV:	HR:	Att:
Phillies	4	6	1	Halladay	Lincecum			
San Francisco	2	7	2			Lidge	Werth	43,713

### Game 6 – October 23

The Phillies' postseason run came to an end in a 3-2 loss. With momentum and a sold-out crowd on their side, Philadelphia jumped out to a 2-0 lead in the first inning. However, the Giants tied it up in the top of the third and then used seven scoreless innings by their bullpen to stymie the Phils, who left 11 men on base and finished 2-for-11 with runners in scoring position. San Francisco took a 3-2 lead in the eighth on a solo homer by Juan Uribe off Ryan Madson and Giants closer Brian Wilson recorded the final five outs to end the Phils' chances for a third consecutive NL pennant.

	R	H	E	WP:	LP:	SV:	HR:	Att:
San Francisco	3	13	0	Lopez	Madson			
Phillies	2	8	1			Wilson	Uribe	46,214

# POSTSEASON HISTORY

## 2011 NATIONAL LEAGUE DIVISION SERIES PHILLIES VS. ST. LOUIS CARDINALS (Cardinals win series, 3 games to 2)

### Game 1 – October 1

The Phillies took the series lead with an 11-6 win at Citizens Bank Park. Cardinals starter Kyle Lohse kept the Phils' bats in check until they exploded for a five-run sixth inning, highlighted by Ryan Howard's go-ahead three-run homer. After allowing three runs in the first inning, Phils starter Roy Halladay sat down the final 21 batters faced to earn the win.

	R	H	E	WP:	LP:
St. Louis	6	7	1	HR: Howard, Ibañez; Berkman	
Phillies	11	14	0	Att: 46,480	

### Game 2 – October 2

Philadelphia held a 4-0 lead after two innings against Cardinals starter Chris Carpenter who pitched on three days' rest for the first time in his career. Despite a nine-strikeout performance, Cliff Lee could not silence St. Louis' bats as they rallied for a 5-4 victory that evened the series at one game apiece.

	R	H	E	WP:	LP:	SV:
St. Louis	5	13	0	HR: None		Motte
Phillies	4	6	0	Att: 46,575		

### Game 3 – October 4

A 3-2 win at Busch Stadium gave the Phillies a 2-1 series lead. Pinch-hitter Ben Francisco's three-run home run off Jaime Garcia in the seventh were all the runs Philadelphia needed. Cole Hamels started for the Phils and threw 6.0 scoreless innings. Ryan Madson recorded a five-out save when he worked out of a bases-loaded jam in the eighth and pitched out of trouble in the ninth.

	R	H	E	WP:	LP:	SV:
Phillies	3	7	0	HR: Francisco		Madson
St. Louis	2	12	0	Att: 46,914		

### Game 4 – October 5

St. Louis avoided elimination with a 5-3 victory. The Phillies' first three batters of the game reached base which produced two runs, but the offense went cold from then on as Cardinals starter Edwin Jackson and the St. Louis bullpen kept the Phils at bay and sent the series back to Philadelphia for a decisive Game 5.

	R	H	E	WP:	LP:	SV:
Phillies	3	7	1	HR: Freese		Motte
St. Louis	5	6	0	Att: 47,071		

### Game 5 – October 7

The Phillies came up short in a pitchers' duel between staff aces and former teammates Halladay and Carpenter in the series-deciding game. Back-to-back extra-base hits from the Cardinals' first two hitters of the night produced the game's only run. Carpenter, who did not allow a Phillies base runner past first base after the fourth inning, threw a three-hit shutout and denied the Phils a fourth straight trip to the National League Championship Series.

	R	H	E	WP:	LP:	SV:
St. Louis	1	6	1	HR: None		
Phillies	0	3	2	Att: 46,530		Halladay





# PHILLIES ALL-TIME POSTSEASON LEADERS

## BATTING

### Games

T1.	Ryan Howard	46
T1.	Jimmy Rollins	46
T1.	Carlos Ruiz	46
T1.	Chase Utley	46
T1.	Shane Victorino	46

### At-Bats

1.	Jimmy Rollins	188
2.	Shane Victorino	175
3.	Ryan Howard	170
4.	Chase Utley	164
5.	Carlos Ruiz	142

### Runs

1.	Chase Utley	38
T2.	Jimmy Rollins	27
T2.	Jayson Werth	27
4.	Shane Victorino	25
5.	Ryan Howard	22

### Hits

T1.	Jimmy Rollins	47
T1.	Shane Victorino	47
3.	Ryan Howard	44
4.	Chase Utley	43
5.	Jayson Werth	37

### Doubles

1.	Ryan Howard	13
2.	Jimmy Rollins	12
T3.	Mike Schmidt	9
T3.	Shane Victorino	9
T5.	Raúl Ibañez	8
T5.	Garry Maddox	8
T5.	Carlos Ruiz	8
T5.	Jayson Werth	8

### Triples

1.	Mariano Duncan	3
T2.	Shane Victorino	2
T2.	Jayson Werth	2
T4.	16 players	1

### Home Runs

1.	Jayson Werth	11
2.	Chase Utley	10
3.	Ryan Howard	8
T4.	Lenny Dykstra	6
T4.	Shane Victorino	6

### Extra-Base Hits

1.	Ryan Howard	22
2.	Jayson Werth	21
3.	Chase Utley	18
4.	Shane Victorino	17
5.	Jimmy Rollins	16

### Total Bases

1.	Ryan Howard	83
T2.	Chase Utley	82
T2.	Jayson Werth	82
4.	Shane Victorino	78
5.	Jimmy Rollins	70

## RBI

1.	Ryan Howard	33
2.	Shane Victorino	30
3.	Chase Utley	25
4.	Jayson Werth	23
5.	Raúl Ibañez	17

## Walks

1.	Chase Utley	34
2.	Ryan Howard	26
T3.	Carlos Ruiz	24
T3.	Jayson Werth	24
5.	Jimmy Rollins	16

## Stolen Bases

1.	Jimmy Rollins	11
2.	Chase Utley	10
3.	Shane Victorino	8
4.	Jayson Werth	5
T5.	Larry Bowa	4
T5.	Lenny Dykstra	4

## Average (min. 75 PA)

1.	Pete Rose	.326
2.	Bob Boone	.279
3.	Garry Maddox	.271
T4.	Greg Luzinski	.269
T4.	Shane Victorino	.269

## PITCHING

### Games

1.	Ryan Madson	33
2.	Brad Lidge	22
3.	Ron Reed	21
4.	Tug McGraw	18
5.	Chad Durbin	15

### Games Started

T1.	Steve Carlton	13
T1.	Cole Hamels	13
T3.	Joe Blanton	6
T3.	Cliff Lee	6
T5.	Larry Christenson	5
T5.	Roy Halladay	5

### Complete Games

T1.	Grover Alexander	2
T1.	Cliff Lee	2
T3.	Steve Carlton	1
T3.	George Chalmers	1
T3.	Roy Halladay	1
T3.	Cole Hamels	1
T3.	Charles Hudson	1
T3.	Erskine Mayer	1
T3.	Robin Roberts	1
T3.	Curt Schilling	1

### Shutouts

T1.	Roy Halladay	1
T1.	Cole Hamels	1
T1.	Curt Schilling	1

### Wins

1.	Cole Hamels	7
2.	Steve Carlton	6
3.	Cliff Lee	4
4.	Roy Halladay	3
T5.	Seven players	2

## Losses

1.	Steve Carlton	5
2.	Cole Hamels	4
3.	Tug McGraw	3
T4.	11 players	2

## Saves

1.	Brad Lidge	12
2.	Tug McGraw	5
3.	Mitch Williams	3
T4.	Al Holland	2
T4.	Ryan Madson	2

## Innings Pitched

1.	Steve Carlton	89.1
2.	Cole Hamels	81.2
3.	Cliff Lee	46.1
4.	Joe Blanton	38.1
5.	Roy Halladay	38.0

## Hits

1.	Steve Carlton	86
2.	Cole Hamels	65
3.	Cliff Lee	39
4.	Joe Blanton	36
T5.	Ryan Madson	33
T5.	Ron Reed	33

## Runs

1.	Steve Carlton	36
2.	Cole Hamels	29
3.	Joe Blanton	19
4.	Larry Christenson	18
5.	Tommy Greene	17

## Earned Runs

1.	Steve Carlton	33
2.	Cole Hamels	28
3.	Joe Blanton	18
T4.	Larry Christenson	17
T4.	Tommy Greene	17

## Walks

1.	Steve Carlton	48
2.	Cole Hamels	21
3.	Tug McGraw	20
4.	Brett Myers	12
T5.	Joe Blanton	11
T5.	Tommy Greene	11
T5.	Ron Reed	11

## Strikeouts

1.	Cole Hamels	77
2.	Steve Carlton	76
3.	Ryan Madson	43
4.	Cliff Lee	42
5.	Roy Halladay	35

## ERA (min. 40.0 IP)

1.	Cliff Lee	2.33
2.	Cole Hamels	3.09
3.	Steve Carlton	3.32

# DRAFT SELECTIONS

## JUNE AMATEUR DRAFT FIRST-ROUND SELECTIONS (REGULAR PHASE)

Year	Player	Year	Player	Year	Player
1965	Mike Adamson, rhp (18th)	1985	Trey McCall, c (16th)	2004	Greg Golson, of (21st)
1966	Mike Biko, rhp (9th)	1986	Brad Brink, rhp (7th)	2005	Didn't have one – Mike Costanzo, 3b (2nd round)
1967	Phil Meyer, lhp (14th)	1987	Didn't have one – Matt Rambo, lhp (2nd round)	2006	Kyle Drabek, rhp (18th)
1968	Greg Luzinski, 1b (11th)	1988	Pat Combs, lhp (11th)	2007	Joe Savery, lhp (19th)
1969	Mike Anderson, of (6th)	1989	Jeff Jackson, of (4th)	2008	Anthony Hewitt, ss (24th)
1970	Mike Martin, lhp (5th)	1990	Mike Lieberthal, c (3rd)	2009	Didn't have one – Kelly Dugan, cf (2nd round)
1971	Roy Thomas, rhp (6th)	1991	Tyler Green, rhp (10th)	2010	Jesse Biddle, lhp (19th)
1972	Larry Christenson, rhp (3rd)	1992	Chad McConnell, of (13th)	2011	Didn't have one – Larry Greene, of (1st round supplemental)
1973	John Stearns, c (2nd)	1993	Wayne Gomes, rhp (4th)	2012	Didn't have one – Shane Watson, rhp (1st round supplemental)
1974	Lonnie Smith, of (3rd)	1994	Carlton Loewer, rhp (23rd)	2013	J.P. Crawford, ss (16th)
1975	Sam Welborn, rhp (12th)	1995	Reggie Taylor, of (14th)	2014	Aaron Nola, rhp (7th)
1976	Jeff Kraus, ss (17th)	1996	Adam Eaton, rhp (11th)	2015	Cornelius Randolph, ss (10th)
1977	Scott Munninghoff, rhp (22nd)	1997	J.D. Drew, of (2nd)	2016	Mickey Moniak, of (1st)
1978	Rip Rollins, rhp (23rd)	1998	Pat Burrell, 3b (1st)	2017	Adam Haseley, of (8th)
1979	Didn't have one – Kyle Money, rhp (2nd round)	1999	Brett Myers, rhp (12th)	2018	Alec Bohm, 3b (3rd)
1980	Lebo Powell, c (13th)	2000	Chase Utley, 2b (15th)	2019	Bryson Stott, ss (14th)
1981	Johnny Abrego, rhp (20th)	2001	Gavin Floyd, rhp (4th)		
1982	John Russell, c (13th)	2002	Cole Hamels, lhp (17th)		
1983	Ricky Jordan, 1b (22nd)	2003	Didn't have one – Tim Moss, 2b (3rd round)		
1984	Peter Smith, rhp (21st)				

## JANUARY AMATEUR DRAFT FIRST-ROUND SELECTIONS (REGULAR PHASE)

Year	Player	Year	Player	Year	Player
1966	John Vukovich, inf	1973	Alan Bannister, ss	1980	Tony Gholfi, rhp
1967	Mike Coble, rhp	1974	Morris Cooper, rhp	1981	Eric Schmidt, rhp
1968	Steve Cates, lhp	1975	Richard Nesloney, rhp	1982	Jim King, ss
1969	Terry Enyart, lhp	1976	Jack Lazorko, rhp	1983	Danny Sheeley, rhp
1970	Russell Klogas, of	1977	Michael Childs, c	1984	Jeff Mays, rhp
1971	No selection	1978	Don Woodward, rhp	1985	Scott Steen, 3b/of
1972	Ricky Knepper, 3b	1979	Dean Baugh, inf/of	1986	Jesse Ellison, rhp

## RULE 5 DRAFT SELECTIONS (SINCE 1989)

Year	Player	Year	Player
1989	Dave Hollins, 3b (Padres)	2006	Adam Donachie, c (Royals)
1990	N/A		Jim Ed Warden, rhp (Indians)
1991	Todd Pratt, c (Orioles)		Ryan Budde, c (Angels)
1992	Graeme Lloyd, rhp (Blue Jays)	2007	Travis Blackley, lhp (Giants)
1993	N/A		Lincoln Holdzkom, rhp (Red Sox)
1994	Craig Worthington, 3b (Blue Jays)	2008	Bobby Mosebach, rhp (Angels)
1995	Billy Wallace, rhp (Expos)	2009	David Herndon, rhp (Angels)
1996	Edgar Ramos, rhp (Indians)	2010	Michael Martinez, inf (Nationals)
1997	Hector Mercado, lhp (Marlins)	2011	N/A
1998	David Miller, of (Indians)	2012	Ender Inciarte, of (Diamondbacks)
1999	N/A	2013	Kevin Munson, rhp (Diamondbacks)
2000	N/A	2014	Odúbel Herrera, of (Rangers)
2001	N/A		Andy Oliver, lhp (Pirates)
2002	N/A	2015	Tyler Goeddel, of (Rays)
2003	N/A		Daniel Stumpf, lhp (Royals)
2004	Shane Victorino, of (Dodgers)	2016	N/A
2005	N/A	2017	Nick Burdi, rhp (Twins)
		2018	Drew Jackson, inf (Dodgers)
		2019	Vimal Machin, inf (Cubs)

# ATTENDANCE RECORDS

## CITIZENS BANK PARK

	Attendance	Date
Largest	45,989	7/21/12 vs SF
Single Game – Night	45,894	8/17/11 vs ARI
– Day	45,989	7/21/12 vs SF
Doubleheaders – Day	38,056	4/9/06 vs LAD
– Twi-Nighter	43,449	6/4/05 vs ARI
Home Openers – Day	45,574	4/9/12 vs MIA
– Night	44,532	4/5/09 vs ATL
Memorial Day	45,186	5/25/09 vs FLA
Independence Day	45,141	7/4/09 vs NYM
Labor Day	45,518	9/6/10 vs FLA (gm 1)
Monday	45,841	5/23/11 vs CIN
Tuesday	45,770	8/23/11 vs NYM
Wednesday	45,894	8/17/11 vs ARI
Thursday	45,810	6/30/11 vs BOS
Friday	45,762	8/12/11 vs WSH
Saturday	45,989	7/21/12 vs SF
Sunday	45,863	6/26/11 vs OAK
Businessperson's Special	45,810	6/30/11 vs BOS
Day of Game Walk-up – Night	11,304	5/15/07 vs MIL
– Day	8,366	4/9/06 vs LA

## ALL-TIME

Attendance	Date
63,816	7/3/84 vs CIN
63,816	7/3/84 vs CIN
61,068	9/1/03 vs BOS
40,720	5/11/47 vs BKN
63,346	8/10/79 vs PIT
60,985	4/9/93 vs CHI
60,404	4/13/81 vs PIT
51,381	5/28/79 vs CHI
63,283	7/4/77 vs NYM
61,068	9/1/03 vs BOS
63,501	7/5/82 vs SF
63,816	7/3/84 vs CIN
57,903	6/23/93 vs ATL
55,884	7/29/93 vs STL
63,346	8/10/79 vs PIT
58,086	7/3/99 vs CHI
60,960	6/22/03 vs BOS
57,903	6/23/93 vs ATL
27,720	7/5/82 vs SF
22,511	8/5/82 vs MTL

## BY TEAM

### CITIZENS BANK PARK

	Attendance	Date (D/N)
Arizona	45,894	8/17/11 (N)
Atlanta	45,853	7/10/11 (D)
Chicago	45,738	6/11/11 (D)
Cincinnati	45,841	5/23/11 (N)
Colorado	45,425	5/19/11 (N)
Los Angeles	45,777	6/6/11 (N)
Miami	45,880	6/15/11 (gm 2) (N)
Milwaukee	45,743	4/20/11 (D)
New York Mets	45,829	4/15/12 (D)
Pittsburgh	45,809	7/31/11 (D)
St. Louis	45,572	9/16/11 (N)
San Diego	45,640	7/25/11 (D)
San Francisco	45,989	7/21/12 (D)
Washington	45,762	8/12/11 (N)

### ALL-TIME

	Attendance	Date (D/N)
Arizona	45,894	8/17/11 (N)
Atlanta	60,120	5/6/73 (D)
Chicago	61,177	7/15/77 (TWN)
Cincinnati	63,816	7/3/84 (N)
Colorado	58,627	4/11/94 (D)
Los Angeles	60,942	7/5/76 (N)
Miami	58,508	6/20/93 (D)
Milwaukee	55,393	7/3/98 (N)
New York Mets	63,283	7/4/77 (N)
Pittsburgh	63,346	8/10/79 (TWN)
St. Louis	60,561	8/10/81 (N)
San Diego	57,521	7/3/93 (N)
San Francisco	63,501	7/5/82 (N)
Washington	55,352	4/10/71 (D)

## SEASON

	Attendance	Date
Home total	3,680,718	2011
Home average	45,441	81 dates, 2011
Road total	2,690,366	2008
Road average	33,214	81 dates, 2008
4 games, 4 days	185,679	FLA (6/17-20/93)
4 games, 3 days	181,690	FLA (6/14-16/11)
3 games, 3 days	174,953	ATL (9/26-28/03)
5 games, 4 days	186,389	MTL (7/6-9/78)
2 games, 2 days	91,636	ARI (8/16-17/11)
6-date homestand	289,883	STL-PIT (7/27-8/1/93)
Sellouts	81	2010, 2011
Consecutive sellouts	257	7/7/09-8/5/12
Consecutive crowds, 40,000-plus	313	5/1/09-4/5/13
Crowds, 50,000-plus	16	1993

## TOP 10 CROWDS AT CITIZENS BANK PARK

### Regular Season Only

45,989	7/21/12	SF (D)
45,894	8/17/11	ARI (N)
45,880	6/15/11 (gm 2)	FLA (N)
45,863	6/26/11	OAK (D)
45,853	7/10/11	ATL (D)
45,841	5/23/11	CIN (N)
45,829	4/15/12	NYM (D)
45,810	6/30/11	BOS (D)
45,809	7/31/11	PIT (D)
45,800	7/27/11	SF (N)

### Overall

46,575	10/2/11	STL (N)
		NLDS #2
46,530	10/7/11	STL (N)
		NLDS #5
46,528	10/8/09	COL (D)
		NLDS #2
46,511	10/8/10	CIN (N)
		NLDS #2
46,480	10/1/11	STL (N)
		NLDS #1
46,452	10/7/09	COL (D)
		NLDS #1
46,411	10/6/10	CIN (N)
		NLDS #1
46,214	10/21/09	LAD (N)
		NLCS #5
46,208	10/2/08	MIL (N)
		NLDS #2
46,178	11/2/09	NYN (N)
		WS #5

## ALL-TIME WIN/LOSS RECORDS

### RECORD VS OPPONENTS SINCE 1883

Franchise	Record	Pct.
Arizona	73-75	.493
Atlanta-Milwaukee-Boston	1,171-1,284	.477
Chicago	1,115-1,234	.475
Cincinnati	958-1,136	.457
Colorado	112-88	.560
Los Angeles-Brooklyn	920-1,174	.439
Miami	249-205	.548
Milwaukee*	81-70	.536
New York Mets	520-486	.517
Pittsburgh	1,069-1,219	.467
St. Louis	970-1,234	.440
San Diego	271-218	.554
San Francisco-New York	932-1,267	.424
Washington-Montreal	443-431	.507

\* Milwaukee switched to the NL in 1998.

### REGULAR SEASON RECORD BY BALLPARK

Ballpark (Opening Year)	Record	Pct.
Chase Field (1998)	33-40	.452
Truist Park (2017)	11-17	.393
Wrigley Field (1916)	396-487	.448
Great American Ball Park (2003)	27-31	.466
Coors Field (1995)	42-47	.472
Dodger Stadium (1962)	140-175	.444
Marlins Park (2012)	34-40	.459
Miller Park (2001)	32-29	.525
Citi Field (2009)	47-54	.465
PNC Park (2001)	22-37	.373
Busch Stadium (2006)	26-29	.473
Petco Park (2004)	35-17	.673
Oracle Park (2000)	25-43	.368
Nationals Park (2008)	48-65	.425

### INTERLEAGUE PLAY

Year	W-L	Home	Road
1997	5-10	4-2	1-8
1998	7-9	3-5	4-4
1999	11-7	5-4	6-3
2000	9-9	5-4	4-5
2001	7-11	4-5	3-6
2002	10-8	3-6	7-2
2003	8-7	4-5	4-2
2004	9-9	5-4	4-5
2005	7-8	3-3	4-5
2006	5-13	3-6	2-7
2007	8-7	6-3	2-4
2008	4-11	2-7	2-4
2009	6-12	1-8	5-4
2010	10-8	5-4	5-4
2011	9-6	6-3	3-3
2012	5-10	2-4	3-6
2013	7-13	5-5	2-8
2014	7-13	5-5	2-8
2015	8-12	5-5	3-7
2016	11-9	7-3	4-6
2017	5-15	3-7	2-8
2018	12-8	5-5	7-3
2019	11-9	4-6	7-3
<b>Totals</b>	<b>181-224</b>	<b>95-109</b>	<b>86-115</b>

Team	Record	Pct.	Ballpark	Record	Pct.
Baltimore	27-29	.482	Camden Yards (1992)	16-15	.516
Boston	28-43	.394	Fenway Park (1912)	11-20	.355
Chicago	11-8	.579	Guaranteed Rate Field (1991)	2-3	.400
Cleveland	11-8	.579	Progressive Field (1994)	4-7	.364
Detroit	10-12	.455	Comerica Park (2000)	6-5	.545
Houston*	293-279	.512	Minute Maid Park (2000)	18-27	.400
Kansas City	8-7	.533	Kauffman Stadium (1973)	3-3	.500
Los Angeles	1-12	.077	Angel Stadium (1966)	1-7	.125
Minnesota	10-11	.476	Target Field (2010)	4-5	.444
New York	15-15	.500	Yankee Stadium (2009)	6-3	.667
Oakland	8-10	.444	Oakland Coliseum (1968)	3-6	.333
Seattle	6-10	.375	T-Mobile Park (1999)	4-4	.500
Tampa Bay	12-15	.444	Tropicana Field (1998)	6-6	.500
Texas	7-8	.467	Globe Life Park (1994)	2-7	.222
Toronto	23-34	.404	Rogers Centre (1989)	12-15	.444

\*Houston switched to the AL in 2013.

# BEST SEASON RECORDS

All records are from 1950 to present unless otherwise indicated.

HOME GAMES		
Year	Record	Pct.
1977	60-21	.741
1901	46-23	.667
1978	54-28	.659
1900	45-23-2	.657
1976	53-28	.654

DAY GAMES		
Year	Record	Pct.
2011	33-18	.647
2005	34-20	.630
2009	28-17	.622
1976	36-23	.610
1983	29-19	.604

VS LHP		
Year	Record	Pct.
2011	30-14	.682
1955	29-15	.659
1976	31-17	.646
2009	29-16	.644
1993	31-18	.633

EXTRA-INNING GAMES		
Year	Record	Pct.
1968	9-2	.818
1979	11-3	.786
2003	10-3	.769
1967	12-5	.706
1916	9-4	.692
1934	9-4	.692

ONE-RUN GAMES		
Year	Record	Pct.
1950	30-16	.652
1962	26-14	.650
2010	29-17	.630
1964	28-18	.609
2011	28-19	.596

ROAD GAMES		
Year	Record	Pct.
2011	50-31	.617
1976	48-33	.593
2009	48-33	.593
1913	45-30-6	.592
1905	44-33-1	.571

NIGHT GAMES		
Year	Record	Pct.
1950	36-19	.655
1977	71-39	.645
1976	65-38	.631
2010	70-41	.631
2011	69-42	.622

VS RHP		
Year	Record	Pct.
1977	79-45	.637
1976	70-44	.614
2011	72-46	.610
2010	69-45	.605
1963	64-44	.593

SHO GAMES		
Year	Record	Pct.
1993	11-2	.846
2011	21-7	.750
2002	9-3	.750
2010	21-11	.656
2012	11-6	.647

DOUBLEHEADERS		
Year	Record	Pct.
2003	2-0-1	.833
2004	2-0-1	.833
2009	2-0-1	.833
2001	3-1-1	.700
1967	7-2-6	.667
1974	6-2-4	.667

HISTORY

## SEASON STARTS

BEST	
Year	W-L
1911	12-3; 13-3; 14-4
1915	8-0
1964	10-2
1976	22-8; 26-9
1979	12-4; 14-5; 21-7
1981	11-5
1993	7-1; 17-5; 23-7; 28-12
1995	10-3; 15-5; 23-8
2001	6-2; 14-6; 20-12; 25-16; 30-17
2010	7-1; 18-11; 24-13
2011	3-0; 5-1; 10-4; 15-6; 21-9
2019	4-0; 5-1; 7-2

WORST	
Year	W-L
1883	0-8
1928	4-19; 5-23
1930	6-15; 11-22
1934	0-7; 2-8; 4-13; 6-14
1938	1-10; 2-11; 3-13; 4-15
1941	2-9; 3-10
1942	2-7; 3-12; 5-15; 6-17; 8-22
1945	2-7; 3-13
1946	1-5; 2-11
1982	2-8; 3-11
1985	1-8
1987	1-8
2000	6-14; 7-18
2002	8-18
2004	1-6
2006	1-6
2007	1-6; 4-11

## BROTHERS WHO PLAYED FOR THE PHILLIES

Dave and Dennis Bennett\*  
 Dino and Lou Chiozza\*  
 Ed and Tom Delahanty\*  
 Garvin and Granny Hamner\*  
 Fritz and George Knothe  
 Laynce and Jayson Nix  
 Charlie and Luther Roy  
 Bill and Roy Thomas\*  
 Jim and Wally Westlake

\*were teammates

# BEST/WORST HOMESTANDS & ROAD TRIPS

Minimum 6 games

## BEST HOMESTANDS

Pct.	W-L	Dates	Opponents
1.000	8-0	June 30-July 7, 1977	PIT, NYM
1.000	7-0	Sept. 24-28, 1929	BKN, BOS
1.000	7-0	May 13-18, 1975	CIN, ATL
1.000	7-0	Aug. 6-12, 1991	CHI, MTL
1.000	7-0	July 23-29, 2010	COL, ARI
1.000	6-0	June 18-22, 1892	BKN, BAL
1.000	6-0	Sept. 5-9, 1905	BKN, BOS
1.000	6-0	Sept. 7-12, 2012	COL, MIA
.933	14-1	July 7-23, 1890	CIN, CLE, PIT, CHI, PIT
.923	12-1	May 31-June 12, 2005	SF, ARI, TEX, MIL
.900	9-1	July 3-12, 2009	NYM, CIN, PIT
.889	8-1	May 27-June 4, 1986	SF, SD, LAD
.889	8-1	May 3-12, 2002	COL, HOU, ARI
.875	7-1-1	April 22-May 1, 1897	NYG, BOS, BKN
.875	7-1	April 22-May 4, 1909	BOS, BKN, NYG
.875	14-2	July 14-24, 1955	MIL, CHI, CIN, STL
.875	7-1	May 3-11, 2006	ATL, SF, NYM
.867	13-2-3	Sept. 22-Oct. 9, 1886	WSH, CHI, STL, KC, DET
.867	13-2	May 9-26, 1917	STL, PIT, CHI, CIN
.857	6-1	July 22-29, 1901	BOS, BKN
.857	6-1	Sept. 12-18, 1986	NYM, PIT, STL
.857	6-1	Sept. 1-7, 2003	BOS, MTL, NYM
.857	6-1	Sept. 11-17, 2009	NYM, WSH
.846	11-2	July 22-Aug. 3, 1952	PIT, CHI, CIN, STL

## WORST HOMESTANDS

Pct.	W-L	Dates	Opponents
.000	0-7	Sept. 21-27, 1964	CIN, MIL
.000	0-6	May 1-7, 1883	PRO, BOS
.000	0-6	June 15-20, 2016	TOR, ARI
.000	0-6	Aug. 29-Sept. 4, 2016	WSH, ATL
.100	1-9-1	July 6-20, 1941	NYG, PIT, STL, CHI, CIN
.100	1-9	Aug. 9-19, 2004	COL, SF, HOU
.111	1-8	May 4-13, 1937	CHI, PIT, CIN, STL
.111	1-8	Aug. 20-29, 1979	ATL, HOU, CIN
.111	1-8	June 12-21, 2009	BOS, TOR, BAL
.125	1-7	June 13-22, 1961	STL, CIN, PIT
.143	1-6	June 18-22, 1929	BOS, NYG
.143	1-6	Sept. 23-28, 1939	BKN, BOS, NYG
.143	1-6	May 16-26, 1960	STL, CHI, LAD, SF
.143	1-6	April 10-16, 1987	CHI, NYM
.143	1-6	June 24-July 2, 1921	NYG, BKN
.143	1-6	July 1-7, 1991	STL, NYM
.143	1-6	June 27-July 3, 1995	CIN, ATL
.143	1-6	Aug. 8-14, 1995	NYM, MTL
.143	1-6	Sept. 3-9, 1999	CIN, HOU
.143	1-6	June 1-7, 2012	MIA, LAD
.143	1-6	June 26-July 2, 2015	WSH, MIL
.143	1-6-1	June 27-July 2, 1961	SF, LAD

## BEST ROAD TRIPS

Pct.	W-L	Dates	Opponents
1.000	7-0	July 11-15, 1968	PIT, NYM
1.000	6-0	April 14-21, 1915	BOS, NYG
.900	9-1	Aug. 1-10, 2011	COL, SF, LAD
.875	7-1	Sept. 22-28, 1983	MTL, STL, CHI
.857	6-1	April 12-18, 1911	NYG, BOS
.857	6-1	Aug. 29-Sept. 2, 1929	BOS, BKN, NYG
.857	6-1	July 1-6, 1958	PIT, MIL, CIN
.857	6-1	May 29-June 4, 1967	SF, LAD, HOU
.857	6-1	May 2-8, 1995	CIN, ATL
.857	6-1	June 19-25, 1995	NYM, STL
.857	6-1	Aug. 27-Sept. 2, 2010	SD, LAD, COL
.833	5-1	May 26-30, 1954	BKN, PIT
.833	5-1	Sept. 3-9, 1962	HOU, MIL
.833	5-1	May 18-22, 1974	PIT, STL
.833	5-1	April 14-21, 1976	MTL, CHI, PIT
.833	5-1	May 28-June 2, 1993	COL, CIN
.833	5-1	May 12-17, 1995	HOU, FLA
.833	5-1	May 7-12, 1999	COL, STL
.833	5-1	June 7-12, 2002	DET, CLE
.833	5-1	Aug. 20-25, 2002	MIL, STL
.833	5-1	June 24-29, 2003	ATL, BAL
.833	5-1	Sept. 21-26, 2004	FLA, MTL
.833	5-1	Aug. 9-14, 2005	LAD, SD
.833	5-1	July 29-Aug. 3, 2008	WSH, STL
.833	5-1	Sept. 16-21, 2008	ATL, FLA
.833	5-1	April 5-11, 2010	WSH, HOU
.833	5-1	Sept. 10-15, 2010	NYM, FLA
.833	5-1	April 22-28, 2016	MIL, WSH
.818	9-2	June 24-July 2, 1969	NYM, MTL, PIT
.818	9-2	May 9-20, 1984	HOU, SD, LAD, SF

## WORST ROAD TRIPS

Pct.	W-L	Dates	Opponents
.000	0-9	Aug. 11-24, 1883	NYG, BOS, PRO
.000	0-8	June 8-16, 2015	CIN, PIT, BAL
.000	0-8	Sept. 20-27, 2018	ATL, COL
.000	0-7	April 23-29, 1938	BOS, NYG, BKN
.000	0-7	Aug. 2-6, 1961	CIN, STL
.000	0-7	July 19-25, 1968	CIN, STL
.000	0-7	June 26-July 2, 1997	ATL, BAL
.000	0-7	Aug. 27-Sept. 2, 1999	COL, SF
.000	0-6	June 27-July 3, 1919	BKN, BOS
.000	0-6	April 17-22, 1934	NYG, BKN
.000	0-6	Aug. 10-16, 1942	BKN, NYG
.000	0-6	May 19-25, 1975	HOU, CIN
.000	0-6	June 22-27, 1990	NYM, PIT
.000	0-6	June 13-19, 1996	COL, STL
.000	0-6-1	April 23-29, 1935	BKN, NYG, BOS
.071	1-13	July 25-Aug. 6, 1939	PIT, CIN, CHI, STL
.091	1-10	Aug. 11-20, 1961	PIT, CHI, MIL
.100	1-9	May 29-June 7, 1884	BOS, PRO, BOS, PRO, NYG
.105	2-17	May 5-27, 1928	CHI, STL, CIN, PIT, BKN, BOS, NYG
.100	1-9	May 22-June 1, 1972	MTL, PIT, NYM
.111	1-8	June 19-29, 1883	BOS, PRO, BOS, PRO, NYG
.111	1-8	Aug. 16-24, 1988	LAD, SF, SD
.111	1-8	May 23-31, 1989	LAD, SF, SD
.111	1-8	July 28-Aug. 6, 1995	CHI, ATL, CIN
.111	1-8	July 19-28, 2013	NYM, STL, DET

# SWEEP INFORMATION

## LAST SWEEP BY PHILLIES

@PHI	@OPP
None	None
5/3-4/06	8/8-9/17
9/23-24/92	5/16-17/12
4/9-10/63	4/26-28/96
None	4/21-22/08
None	7/23-24/19
5/18-21/87	6/16-17/80
4/26-27/17	5/1-2/06
None	None
4/12-13/83	8/14-15/92
6/19-20/90	4/8-10/96
9/8-9/75	5/4-5/09
7/30-31/91	7/28-29/97
4/30-5/1/91	5/21-22/90
9/2-3/03 (MTL)	7/15-16/02 (MTL)
7/3-4/18	None
None	8/20-21/19
9/20-21/16	None
None	None
5/14-15/12	None
None	None
None	6/27-28/17
None	None

@PHI	@OPP
5/15-17/15	6/27-29/16
3/28-31/19	6/16-18/14
8/13-15/19	7/24-26/15
4/9-11/18	5/12-14/06
5/17-19/19	8/1-3/11
5/18-20/04	8/8-10/11
9/12-14/17	9/13-15/10
7/23-25/12	5/14-16/10
9/29-10/1/15	4/26-28/13
7/29-31/11	7/10-12/98
8/15-17/03	8/1-3/06
6/10-12/14	8/7-9/15
5/5-7/06	5/18-20/84
8/25-27/14	4/26-28/16
None	6/27-29/03
6/2-4/00	None
6/11-13/07	None
4/29-5/1/16	None
None	6/7-9/02
8/5-7/14	4/9-11/10
None	None
9/1-3/97	None
None	None
None	4/13-15/18
6/7-9/05	None
None	None

@PHI	@OPP
None	None
9/2-4/49 (BOS)	7/28-31/17
6/20-23/83 (5 G)	6/11-14/62
7/8-11/10	8/29-9/1/11
7/23-26/10	None
8/22-25/08	6/4-7/12
8/2-5/18	None
9/11-14/08	7/7-10/14
6/24-27/19	6/19-22/95
4/19-22/18	7/11-13/68
8/26-28/37	8/3-6/1913
8/25-27/97	4/21-24/11
5/7-10/18	8/6-8/43 (NYG)
8/9-12/91 (MTL)	5/15-17/09
7/21-23/78	7/17-19/62

## LAST SWEEP BY OPPONENT

@PHI	@OPP
None	None
8/31-9/1/04	5/3-4/89
4/14-16/89	9/16-17/92
4/5-7/96	8/26-27/91
None	None
None	None
4/30-5/1/97	9/1-2/98
6/4-5/02	4/15-16/98
None	None
7/21-22/03	4/3-4/18
9/10-11/90	6/21-22/94
8/11-12/92	5/16-17/11
4/11-13/97	8/8-9/73
4/15-16/97	6/14-15/78
9/11-12/91 (MTL)	7/18-19/01 (MTL)
None	6/15-16/15
9/14-15/19	6/12-13/17
None	None
None	4/30-5/1/13
5/5-6/87	4/26-27/88
5/13-14/14	8/12-13/14
5/9-10/17	None
5/5-6/14	6/15-16/16

@PHI	@OPP
5/28-30/07	6/16-18/17
9/2-4/16	9/27-29/16
9/7-9/12	5/27-29/16
6/27-29/95	4/4-7/16
5/29-31/15	4/26-28/02
8/22-24/97	5/31-6/2/19
6/21-23/19	5/29-31/17
4/8-10/14	8/14-16/15
4/10-12/17	5/25-27/15
5/31-6/2/91	6/12-14/15
4/3-6/06	6/9-11/17
8/25-27/98	8/14-16/17
8/13-15/04	6/1-3/18
9/11-12/18	6/19-20/19
6/19-21/09	None
6/24-26/05	9/4-6/15
None	None
None	None
None	7/26-28/13
9/5-7/05	7/25-27/05
6/20-22/08	8/1-3/17
None	6/30-7/2/98
6/3-5/03	None
None	6/12-14/01
None	5/16-18/17
None	6/15-17/12

@PHI	@OPP
6/17-20/16	None
6/27-29/14	9/20-23/18
8/1-4/11	6/6-9/85
7/22-24/96	6/24-26/96
None	9/24-27/18
8/29-9/1/85	8/11-14/08
None	7/26-29/04
6/29-7/2/15	None
8/24-27/15	None
8/2-4/40	8/8-10/80
6/30-7/2/72	8/4-7/86
None	7/9-12/92
7/31-8/3/98	8/30-9/2/99
9/20-22/11	9/23-26/19 (5G)
8/23-26/10	9/4-7/09

HISTORY

# BEST/WORST MONTHLY RECORDS

<b>BEST</b>		
Year	W-L-T	Pct.
	<b>April</b>	
1897	7-1-1	.875
1964	9-2	.818
1911	11-3	.786
1915	11-3	.786
1993	17-5	.773

Most Wins: 18 – 2011

	<b>May</b>	
1976	22-5	.815
1995	21-7	.750
2001	20-8	.714
1913	17-7	.708
1982	19-8	.704

Most Wins: 22 – 1976

	<b>June</b>	
1892	22-5	.815
1981	7-2	.778
1893	19-6	.760
1899	16-7	.696
1905	18-8	.692

Most Wins: 22 – 1892

	<b>July</b>	
1890	21-6	.778
2009	20-7	.741
1886	17-7	.708
1952	22-10	.688
2011	17-8	.680

Most Wins: 22 – 1950, 1952

	<b>August</b>	
1977	22-7	.759
2011	18-7	.720
1950	20-8-1	.714
1891	17-7-1	.708
1887	16-7-1	.696

Most Wins: 22 – 1977

	<b>September</b>	
2010	21-6	.778
1887	16-5	.762
1983	22-7	.759
1916	22-9-1	.710
2004	19-8	.704

Most Wins: 22 – 1916, 1983

	<b>October</b>	
1907	6-0	1.000
1887	6-0-1	1.000
1925	3-0	1.000
1965	3-0-1	1.000
1976	3-0	1.000

Most Wins: 9 – 1898

<b>WORST</b>		
Year	W-L-T	Pct.
	<b>April</b>	
1938	1-10	.091
1935	2-9-2	.182
1946	2-9	.182
1904	2-8-1	.200
1943	1-4	.200

Most Losses: 18 – 2002

	<b>May</b>	
1928	3-22	.120
1904	4-19	.174
1883	4-16	.200
2017	6-22	.214
1923	7-23	.233

Most Losses: 23 – 1923

	<b>June</b>	
1997	4-22	.154
1936	4-19	.174
1921	5-21	.192
1938	5-20	.200
1942	5-19	.208

Most Losses: 24 – 1945

	<b>July</b>	
1883	3-17	.150
1928	6-22	.214
1941	6-20-1	.231
1939	7-23	.233
1930	8-25	.242

Most Losses: 25 – 1930

	<b>August</b>	
1883	2-17	.105
1936	4-24	.143
1934	4-21	.160
1961	7-26	.212
1927	7-25-1	.219

Most Losses: 26 – 1961

	<b>September</b>	
1939	6-27	.182
1883	3-13-1	.188
1924	6-21	.222
1942	6-21	.222
1927	6-20	.231

Most Losses: 27 – 1939

	<b>October</b>	
1927	0-3	.000
1987	0-3	.000
1937	0-2	.000
1938	0-2	.000
1969	0-2	.000

Most Losses: 7 – 1911

## 20 OR MORE WINS IN A MONTH

22-5	June 1892	22-7	September 1983	21-14	July 1955	20-11	August 1967
22-9-1	September 1916	21-6	July 1890	21-10	July 1963	20-11	June 1975
22-13-1	July 1950	21-6	September 2010	21-7	May 1995	20-9	June 1976
22-10	July 1952	21-10	August 1899	20-12	July 1908	20-9	August 1991
22-5	May 1976	21-10	July 1912	20-11	June 1949	20-8	May 2001
22-7	August 1977	21-10	September 1915	20-8-1	August 1950	20-7	July 2009
		21-11	August 1917	20-11	July 1957		



# LONG GAMES

## LONGEST EXTRA-INNING GAMES

Innings	Date	Clubs/Score	H/R
21	7/17/1918	Chicago 2	Phillies 1 Road
20	8/24/1905	Chicago 2	Phillies 1 Home
20	4/30/1919	Phillies 9	Brooklyn 9 Home
20	5/4/1973	Phillies 5	Atlanta 4 Home
20	7/7/1993	Phillies 7	Los Angeles 6 Home
19	6/13/1918	Phillies 8	St. Louis 8 Home
19	9/15/1950	Phillies 8	Cincinnati 7 Home
19	5/25/2011	Phillies 5	Cincinnati 4 Home
18	6/1/1919	Phillies 10	Brooklyn 9 Road
18	6/9/1949	Phillies 4	Pittsburgh 3 Road
18	10/2/1965	Phillies 0	New York 0 Road
18	5/21/1967	Phillies 2	Cincinnati 1 Home
18	8/1/1972	New York 3	Phillies 2 Road
18	8/24/2013	D'backs 12	Phillies 7 Home
17	9/2/1908	Phillies 3	Brooklyn 2 Home
17	9/6/1952	Phillies 7	Boston 6 Home
17	6/2/1972	Cincinnati 6	Phillies 3 Home
17	9/13/1974	St. Louis 7	Phillies 3 Home
17	8/21/1980	Phillies 9	San Diego 8 Home
17	9/21/1981	Montreal 1	Phillies 0 Road
17	6/27/1986	Phillies 2	St. Louis 1 Road
17	6/27/2003	Phillies 4	Baltimore 2 Road

## LATEST-ENDING GAMES

4:40 a.m.	vs San Diego, July 2, 1993 (DH and rain)
3:23 a.m.	vs Montreal, August 10, 1977 (DH and rain)
3:15 a.m.	vs New York, September 26, 1975 (DH and rain)
3:11 a.m.	vs San Francisco, June 9, 1980 (rain)
2:13 a.m.	vs New York, July 26, 1988 (rain)
2:12 a.m.	vs Arizona, August 24, 2013 (extra innings)
2:07 a.m.	at Washington, September 28, 2006 (rain)
2:06 a.m.	vs St. Louis, September 13, 1974 (extra innings and rain)
2:06 a.m.	vs Florida, June 12, 2000 (rain)

## LONGEST RAIN DELAYS

5 hours, 54 minutes	vs San Diego, July 2, 1993 (three delays in game 1 of 1:10, 1:56 and 2:48)
5 hours	vs San Francisco, June 9, 1980 (two delays of 1:28 and 3:32)
4 hours, 56 minutes*	vs Montreal, Aug. 10, 1977; DH (two delays in game 1 of 1:03 and 2:27; 1:26 delay in game 2)
4 hours, 27 minutes	at Washington, Sept. 28, 2006
3 hours, 57 minutes	vs Florida, April 30, 2005 (three delays of 1:01, :45 and 2:11)
3 hours, 54 minutes	vs Cincinnati, June 14, 2004 (three delays of 1:05, 2:18 and :31)
3 hours, 51 minutes	at Colorado, June 15, 1995
3 hours, 34 minutes	vs Florida, June 12, 2000 (two delays of :59 and 2:35)
3 hours, 32 minutes	vs San Francisco, June 9, 1980 (2nd delay)
3 hours, 30 minutes	vs Montreal, Aug. 10, 1977 (two delays in game 1 of 1:03 and 2:27)
3 hours, 25 minutes	vs New York, July 26, 1988
3 hours, 10 minutes	at Montreal, Oct. 4, 1980

\* Combined delay for both games of doubleheader.

## CLUB STREAKS

### WINNING (SINCE 1887)

16	1887 (11 road), 1890 (2 road), 1892 (5 road)
13	1977 (5 road), 1991 (4 road)
12	1895 (all home)
11	1955 (all home), 1983 (6 road), 2010 (7 home)
10	1894 (all home), 1901 (3 road), 1984 (9 road), 2009 (7 home)
9	1892 (all home), 1905 (1 road), 1969 (all road), 2006 (3 road), 2011 (6 road)

### CONSECUTIVE WINS – HOME

16	1977, 1991
14	1890
12	1895, 2010
11	1892, 1899, 1955, 1977

### CONSECUTIVE WINS – ROAD

13	1976	(CHI, PIT, ATL, HOU, STL)
12	1887	(IND, DET, PIT, NYG)
10	1969	(NYM, MTL, PIT, CHI)
9	1954	(MIL, CIN, STL, BKN, PIT)
	1984	(SD, LA, SF)
8	1898	(CIN, STL, WSH)
	1908	(CHI, STL)
	1950	(STL, CIN, PIT, NYG)
	1968	(CHI, PIT, NYM)
	2002	(MIL, STL, NYM)
	2011	(CHI, COL, SF)

### LOSING (SINCE 1883)

23	1961
14	1883, 1927, 1936
13	1919 (twice), 1942, 1955
12	1897, 1904, 1922, 1928 (twice), 1944
11	1925, 1930, 1939, 1985, 1989, 1997, 1999
10	1897, 1903, 1910, 1924, 1928 (twice), 1931, 1939, 1945, 1948, 1956, 1961, 1964, 1970, 1972

### CONSECUTIVE LOSSES – HOME

13	1883, 1944
12	1928, 1936
10	1904, 1972
9	1891, 1910, 1919, 1924, 1940, 1944, 1955

### CONSECUTIVE LOSSES – ROAD

17	1961
15	1928
14	1942, 1996
13	1919, 1927, 1948, 1997
12	1922, 1928, 1933, 1999, 2015
11	1883, 1925, 1934 (twice), 1972, 2013
10	1897 (twice), 1904, 1928, 1929, 1931, 1939, 1942, 1956, 1971, 1975, 1990, 2018

## MISCELLANEOUS CLUB RECORDS

Since 1900

KEY: (ML) Major League record; (MLT) Major League record tied; (NL) Nat'l League record; (NLT) Nat'l League record tied.

### HIGHEST WON-LOST PERCENTAGE

**Season**—**.630** in 2011 (102-60)  
**Lowest, season**—**.278** in 1942 (42-109)

### MOST GAMES WON

**Season**—102 in 2011  
**Consecutive, season**—13, 8/3-16/77; 7/30-8/12/1991  
**Fewest, season**—42 in 1942

### MOST GAMES LOST

**Season**—111 in 1941  
**Consecutive, season**—23, 7/29-8/20/1961  
**Fewest, season**—60 in 2011

### MOST HOME GAMES

**Season**—84 in 2010

### FEWEST HOME GAMES

**Season**—79 in 1940, 1977, 1987

### HOME GAMES WON

**Season**—60 in 1977 (since 1925)  
**Consecutive**—16 in 1977 & 1991  
**Fewest, season**—20 in 1923 (NL)

### ROAD GAMES WON

**Season**—50 in 2011 (since 1925)  
**Consecutive**—13 in 1976  
**Fewest, season**—16 in 1930 (since 1925)

### HOME GAMES LOST

**Season**—55 in 1923, 1940, 1945 (MLT)  
**Consecutive**—12 in 1928  
**Fewest, season**—21 in 1977 (since 1925)

### ROAD GAMES LOST

**Season**—62 in 1939 (since 1925)  
**Consecutive**—17 in 1961  
**Fewest, season**—33 in 1976 & 2009 (since 1925)

### LARGEST MARGIN OF VICTORY

**Game**—21 (22-1), 7/6/2009 vs CIN

### LARGEST MARGIN OF DEFEAT

**Game**—22 (24-2), 5/13/1902 vs CIN; (28-6), 7/6/1929 vs STL

### LARGEST DEFICIT TO OVERCOME IN VICTORY

**Game**—11, 4/17/1976 at CHI, 10 inn.; losing 12-1 & 13-2 (W 18-16)

### LONGEST GAMES

**Innings, opening game**—14, 4/17/1923 at BKN (T 5-5); 3/31/1998 at NYM (L 1-0) (NLT)

**Innings**—21, 7/17/1918 at CHI (L 2-1)

**Innings, at Vet**—20, 5/4/1973 vs ATL (W 5-4); 7/7/1993 vs LAD (W 7-6)

**Innings, at Citizens Bank Park**—19, 5/25/2011 vs CIN (W 5-4)

**Time, 9 innings**—4:30, 7/6/2018 at PIT (NLT)

**Time, extra innings**—7:06, 8/24/2013 vs ARI (18 inn.)

### SHORTEST GAME

**Time**—0:51, 9/28/1919 at NYG (gm 1) (L 6-1) (ML)

## AWARDS



# ALL-STAR SELECTIONS

1933 Dick Bartell, ss*	1959 Gene Conley, rhp	1981 Steve Carlton, lhp	2002 Vicente Padilla, rhp
Chuck Klein, of*	1960 Tony Taylor, 2b	Pete Rose, 1b*	Scott Rolen, 3b*
1935 Jimmy Wilson, c*	1961 Art Mahaffey, rhp	Dick Ruthven, rhp	Jimmy Rollins, ss*
1936 Pinky Whitney, 3b*	1962 Johnny Callison, of	Mike Schmidt, 3b*	2003 Randy Wolf, lhp
1937 Bucky Walters, rhp	Art Mahaffey, rhp	Manny Trillo, 2b	2004 Bobby Abreu, of
1938 Herschel Martin, of	1963 Ray Culp, rhp	1982 Steve Carlton, lhp	Jim Thome, 1b
1939 Morrie Arnovich, of	1964 Jim Bunning, rhp	Pete Rose, 1b*	2005 Bobby Abreu, of*
1940 Kirby Higbe, rhp	Johnny Callison, of	Mike Schmidt, 3b*	Jimmy Rollins, ss
Pinky May, 3b	Chris Short, lhp	Manny Trillo, 2b*	Billy Wagner, lhp
Hugh Mulcahy, rhp	1965 Dick Allen, 3b*	1983 Mike Schmidt, 3b*	2006 Tom Gordon, rhp
1941 Cy Blanton, rhp	Johnny Callison, of	1984 Al Holland, lhp	Ryan Howard, 1b
1942 Danny Litwhiler, of	Cookie Rojas, 2b	Juan Samuel, 2b	Chase Utley, 2b*
1943 Babe Dahlgren, 1b	1966 Dick Allen, 3b	Mike Schmidt, 3b*	2007 Cole Hamels, lhp
1944 Ken Raffensberger, lhp	1967 Jim Bunning, rhp	Ozzie Virgil, c	Aaron Rowand, of
1946 Del Ennis, of	Dick Allen, 3b*	Glenn Wilson, of	Chase Utley, 2b*
Frank McCormick, 1b	Chris Short, lhp	1986 Shane Rawley, lhp	2008 Brad Lidge, rhp
Emil Verban, 2b	1968 Woodie Fryman, lhp	Mike Schmidt, 3b*	Chase Utley, 2b*
1947 Schoolboy Rowe, rhp	1969 Grant Jackson, lhp	1987 Steve Bedrosian, rhp	2009 Ryan Howard, 1b
Emil Verban, 2b*	1970 Joe Hoerner, lhp	Juan Samuel, 2b	Raúl Ibañez, of*
Harry Walker, of*	1971 Rick Wise, rhp	Mike Schmidt, 3b*	Chase Utley, 2b*
1948 Richie Ashburn, of*	1972 Steve Carlton, lhp	1988 Kevin Gross, rhp	Shane Victorino, of#
1949 Andy Seminick, c*	1973 Wayne Twitchell, rhp	Lance Parrish, c	Jayson Werth, of
Eddie Waitkus, 1b	1974 Larry Bowa, ss*	1989 Von Hayes, of	2010 Roy Halladay, rhp
1950 Willie Jones, 3b*	Steve Carlton, lhp	Mike Schmidt, 3b^	Ryan Howard, dh*
Jim Konstanty, rhp	Dave Cash, 2b	1990 Lenny Dykstra, of*	Chase Utley, 2b†
Robin Roberts, rhp*	Mike Schmidt, 3b	1991 John Kruk, 1b	2011 Roy Halladay, rhp*
Dick Sisler, of	1975 Larry Bowa, ss	1992 Darren Daulton, c	Cole Hamels, lhp
1951 Richie Ashburn, of*	Dave Cash, 2b	John Kruk, 1b	Cliff Lee, lhp
Del Ennis, of*	Greg Luzinski, of	1993 Darren Daulton, c*	Placido Polanco, 3b†
Willie Jones, 3b	Tug McGraw, lhp	Dave Hollins, 3b	Shane Victorino, of
Robin Roberts, rhp*	1976 Bob Boone, c	John Kruk, 1b*	2012 Cole Hamels, lhp
1952 Granny Hamner, ss*	Larry Bowa, ss	Terry Mulholland, lhp*	Jonathan Papelbon, rhp
Robin Roberts, rhp	Dave Cash, 2b	1994 Mariano Duncan, 2b*	Carlos Ruiz, c
Curt Simmons, lhp*	Greg Luzinski, of*	Lenny Dykstra, of*†	2013 Domic Brown, of
1953 Richie Ashburn, of	Mike Schmidt, 3b	Danny Jackson, lhp	Cliff Lee, lhp
Granny Hamner, ss	1977 Steve Carlton, lhp	Doug Jones, rhp	2014 Chase Utley, 2b*
Robin Roberts, rhp*	Greg Luzinski, of*	1995 Darren Daulton, c	2015 Jonathan Papelbon, rhp
Curt Simmons, lhp	Mike Schmidt, 3b	Lenny Dykstra, of*	2016 Odúbel Herrera, of
1954 Smoky Burgess, c	1978 Bob Boone, c	Tyler Green, rhp	2017 Pat Neshek, rhp
Granny Hamner, 2b*	Larry Bowa, ss*	Mickey Morandini, 2b	2018 Aaron Nola, rhp
Robin Roberts, rhp*	Greg Luzinski, of*	Heathcliff Slocumb, rhp	2019 J.T. Realmuto, c
1955 Del Ennis, of*	1979 Bob Boone, c#	1996 Ricky Bottalico, rhp	
Stan Lopata, c	Larry Bowa, ss*	1997 Curt Schilling, rhp	* Starter
Robin Roberts, rhp*	Steve Carlton, lhp*	1998 Curt Schilling, rhp	^ Elected starter but did not
1956 Stan Lopata, c	Pete Rose, 1b	1999 Paul Byrd, rhp	play because of retirement
Robin Roberts, rhp	Mike Schmidt, 3b*	Mike Lieberthal, c	# Started because of injury to
1957 Jack Sanford, rhp	1980 Steve Carlton, lhp	Curt Schilling, rhp*	elected starter
Curt Simmons, lhp*	Pete Rose, 1b	2000 Mike Lieberthal, c	† Couldn't start because
1958 Richie Ashburn, of	Mike Schmidt, 3b*†	2001 Jimmy Rollins, ss	of injury

## July 13, 1943, Shibe Park

NL	3	10	3
AL	5	8	1

Bobby Doerr's three-run homer in the second inning propelled the AL All-Stars to their third straight victory before 31,938. Vince DiMaggio led the NL with a single, triple and home run. It was the first ASG played entirely under the lights. Winner: Dutch Leonard; Loser: Mort Cooper. Game was shortwaved to American servicemen throughout the world.

## July 8, 1952, Shibe Park

AL	2	5	0
NL	3	3	0

Only game in ASG history not to go nine innings as rain halted play after five innings. Jackie Robinson hit a solo homer in the first and Hank Sauer hit a two-run homer onto the LF roof in the fourth for all the NL runs. Two Philadelphia pitchers played in the game: Curt Simmons (Phillies) started for the NL and Bobby Shantz (A's) pitched the fifth for the AL, fanning Whitey Lockman, Robinson and Stan Musial to the delight of 32,785 fans. Winner: Bob Rush; Loser: Bob Lemon. Game was broadcast on Mutual Radio System and on NBC TV.

# MISCELLANEOUS ALL-STAR INFORMATION

## MOST SELECTIONS

### Pitchers

Robin Roberts, 7 times  
Steve Carlton, 7 times

### Hitters

Mike Schmidt, 12 times

## ROOKIES

Del Ennis, of, 1946  
Richie Ashburn, of, 1948  
Jack Sanford, rhp, 1957  
Ray Culp, rhp, 1963  
Juan Samuel, 2b, 1984  
Tyler Green, rhp, 1995  
Jimmy Rollins, ss, 2001

## PHILLIES STARTERS

(Position by Position)

### "Firsts"

C Jimmy Wilson, 1935  
1B Pete Rose, 1981  
2B Emil Verban, 1947  
SS Dick Bartell, 1933  
3B Pinky Whitney, 1936  
LF Del Ennis, 1955  
CF Harry Walker, 1947  
RF Chuck Klein, 1933  
P Robin Roberts, 1950  
DH Ryan Howard, 2010

### "Lasts"

Darren Daulton, 1993  
John Kruk, 1993  
Chase Utley, 2014  
Scott Rolen, 2002  
Jimmy Rollins, 2002  
Raúl Ibáñez, 2009  
Shane Victorino, 2009  
Bobby Abreu, 2005  
Roy Halladay, 2011  
Ryan Howard, 2010

## WINNING PITCHERS

Ken Raffensberger, lhp  
Doug Jones, rhp  
Heathcliff Slocumb, rhp

7-1 7/11/44  
8-7 7/12/94  
3-2 7/11/95

Forbes Field  
Three Rivers Stadium  
The Ballpark in Arlington

## MANAGERS

Eddie Sawyer 7/10/51  
Gene Mauch 7/13/65  
Dallas Green 8/9/81  
Paul Owens 7/10/84  
Jim Fregosi 7/12/94  
Charlie Manuel 7/14/09  
Charlie Manuel 7/13/10

Briggs Stadium W 8-3  
Metropolitan Stadium W 6-5  
Municipal Stadium W 5-4  
Candlestick Park W 3-1  
Three Rivers Stadium W 8-7 (10)  
Busch Stadium L 4-3  
Angel Stadium W 3-1

## HOME RUNS

Johnny Callison, rf 7/7/64 Shea Stadium  
Dick Allen, 3b 7/11/67 Anaheim Stadium  
Greg Luzinski, lf 7/19/77 Yankee Stadium  
Mike Schmidt, 3b 8/9/81 Municipal Stadium

## PHILLIES FIRSTS

### Hitters

At-Bat Run  
Hit  
Double  
Triple  
Home Run  
RBI  
Stolen Base  
Error

Chuck Klein, 7/6/33  
Richie Ashburn, 7/13/48  
Chuck Klein, 7/6/33  
Jimmy Wilson, 7/8/35  
Mike Schmidt, 7/17/79  
Johnny Callison, 7/7/64  
Pinky Whitney, 7/7/36  
Richie Ashburn, 7/13/48  
Andy Seminick, 7/12/49

### Pitchers

Game  
Win  
Loss  
Hit  
Run  
Walk  
Strikeout

Bucky Walters, 7/7/37  
Ken Raffensberger, 7/11/44  
Curt Simmons, 7/9/57  
Bucky Walters, 7/7/37  
Robin Roberts, 7/11/50  
Robin Roberts, 7/11/50  
Ken Raffensberger, 7/11/44

## MVP

Johnny Callison, rf  
7/7/64, Shea Stadium

Hit 3-run, game-winning HR  
in the bottom of the ninth off  
Dick Radatz, 7-4.

## HR DERBY PARTICIPANTS

2004 Jim Thome  
2005 Bobby Abreu\*  
2006 Ryan Howard\*  
2007 Ryan Howard  
2008 Chase Utley  
2009 Ryan Howard  
2018 Rhys Hoskins

\*winner

### July 13, 1976, Veterans Stadium

AL	1	5	0
NL	7	10	0

ASG MVP George Foster hit a two-run homer to lead the NL to its fifth win in a row. Third-largest crowd (63,974) in ASG history included President Gerald Ford. Five Cincinnati Reds were in the starting lineup. For the first time in Phillies history, they had five players in the game: Greg Luzinski (starter in LF), Dave Cash (2b), Larry Bowa (ss), Bob Boone (c) and Mike Schmidt (3b). Winner: Randy Jones; Loser: Mark Fidrych. An estimated 60 million fans watched the game on ABC TV.

### July 9, 1996, Veterans Stadium

AL	0	7	0
NL	6	12	1

NL defeated AL for third straight year with a 6-0 shutout, behind MVP and Norristown native Mike Piazza's monster home run to the left field upper deck and RBI double in the second and third innings, respectively. Biggest ovation from the crowd of 62,670 went to Ozzie Smith, playing in his 15th and final All-Star Game. Winner: John Smoltz; Loser: Charles Nagy. Game was broadcast on NBC TV and CBS Radio.

# AWARD WINNERS

## NL MOST VALUABLE PLAYER

Chuck Klein (1931)  
Chuck Klein (1932)

*The Sporting News*  
Baseball Writers'  
Association of America,  
TSN

Jim Konstanty (1950)  
Mike Schmidt (1980, 1981, 1986)  
Ryan Howard (2006)  
Jimmy Rollins (2007)

BBWAA  
BBWAA  
BBWAA  
BBWAA

## NL CY YOUNG AWARD (BBWAA)

Steve Carlton (1972, 1977, 1980, 1982)  
John Denny (1983)  
Steve Bedrosian (1987)  
Roy Halladay (2010)

## NL ROOKIE OF THE YEAR

Jack Sanford, p (1957)  
Ed Bouchee, 1b (1957)  
Dick Allen, 3b (1964)  
Lonnie Smith, of (1980)  
Juan Samuel, 2b (1984)  
Scott Rolen, 3b (1997)  
Ryan Howard, 1b (2005)  
J.A. Happ, lhp (2009)

BBWAA  
TSN  
BBWAA, TSN  
TSN  
TSN  
BBWAA, Players Choice  
BBWAA  
TSN, Players Choice

## ML ROOKIE OF THE YEAR (TSN)

Del Ennis, of (1946)  
Richie Ashburn, of (1948)

## NL MANAGER OF THE YEAR

Eddie Sawyer (1950)  
Gene Mauch (1962)  
Gene Mauch (1964)  
Danny Ozark (1976)  
Jim Fregosi (1993)  
Larry Bowa (2001)

AP, UPI  
AP, UPI  
AP  
AP  
AP  
BBWAA, TSN, ESPN the  
Magazine, USA TODAY  
Baseball Weekly

## ML MANAGER OF THE YEAR (TSN)

Danny Ozark (1976)

## ML EXECUTIVE OF THE YEAR (TSN)

Bob Carpenter (1949)  
Lee Thomas (1993)

## ML PLAYER OF THE YEAR

Robin Roberts, p (1952)  
Ryan Howard, 1b (2006)  
Roy Halladay, rhp (2010)

TSN  
TSN  
*Baseball America*

## NL PLAYER OF THE YEAR

Jim Konstanty (1950)  
Mike Schmidt (1980, 1986)

UPI  
TSN

## NL PITCHER OF THE YEAR

Jim Konstanty (1950)  
Robin Roberts (1952, 1955)  
Steve Carlton (1972, 1977, 1980, 1982)  
John Denny (1983)  
Steve Bedrosian (1987)

TSN  
TSN  
TSN  
TSN  
*Baseball America*

## NL OUTSTANDING PITCHER

Roy Halladay (2010) Players Choice

## NL ROOKIE PITCHER OF THE YEAR (TSN)

Jack Sanford (1957)  
Ray Culp (1963)

## NL COMEBACK PLAYER OF THE YEAR

Eddie Waitkus (1950) AP  
Robin Roberts (1958) AP  
Jim Bunning (1964) AP  
John Denny (1983) TSN, UPI  
Mike Lieberthal (2002) TSN, Players Choice  
Brad Lidge (2008) MLB

## MALE ATHLETE OF THE YEAR (AP)

Jim Konstanty (1950)

## PRO ATHLETE OF THE YEAR (TSN)

Roy Halladay (2010)

## NL FIREMAN OF THE YEAR (TSN)

Al Holland (1983)  
Steve Bedrosian (1987)

## NL ROLAIDS RELIEF MAN

Al Holland (1983)  
Steve Bedrosian (1987)  
Brad Lidge (2008)

## DHL DELIVERY MAN OF THE YEAR

Brad Lidge (2008)

## PEPSI CLUTCH PERFORMER OF THE YEAR

Roy Halladay (2010)

## MARVIN MILLER MAN OF THE YEAR (PLAYERS CHOICE)

Jim Thome (2004)

## BABE RUTH AWARD (NY BBWAA)

Tug McGraw (1980)  
Cole Hamels (2008)

## MOST VALUABLE PLAYER, ALL-STAR GAME (MLB)

Johnny Callison (1964)

## MOST VALUABLE PLAYER, NATIONAL LEAGUE CHAMPIONSHIP SERIES

Manny Trillo (1980)  
Gary Matthews (1983)  
Curt Schilling (1993)  
Cole Hamels (2008)  
Ryan Howard (2009)

## MOST VALUABLE PLAYER, WORLD SERIES

Mike Schmidt (1980) MLB, SPORT Magazine  
Cole Hamels (2008) MLB

# AWARD WINNERS

## NL PLAYER/PITCHER/RELIEVER OF THE MONTH

### Player of the Month

June 1973	Greg Luzinski
April 1976	Mike Schmidt
July 1977	Greg Luzinski
July 1979	Mike Schmidt
September 1979	Pete Rose
May 1980	Mike Schmidt
August 1981	Mike Schmidt
September 1981	Gary Matthews
July 1982	Mike Schmidt
April 1989	Von Hayes
May 1994	Lenny Dykstra
September 2003	Jim Thome
June 2004	Jim Thome
May 2005	Bobby Abreu
July 2006	Chase Utley
August 2006	Ryan Howard
September 2006	Ryan Howard
April 2008	Chase Utley
September 2008	Ryan Howard
August 2009	Ryan Howard
May 2013	Domonic Brown

### Pitcher of the Month

June 1964	Jim Bunning
September 1977	Larry Christenson
May 1980	Steve Carlton
September 1980	Marty Bystrom
May 1982	Dick Ruthven
September 1983	John Denny
August 1985	Shane Rawley
May 1987	Steve Bedrosian
August 1991	Mitch Williams
May 1993	Tommy Greene
June 1994	Bobby Munoz
May 1995	Heathcliff Slocumb
August 1995	Sid Fernandez
May 1999	Curt Schilling
July 2010	Roy Halladay
June 2011	Cliff Lee
August 2011	Cliff Lee

### Reliever of the Month

August 2018	Héctor Neris
-------------	--------------

## NL PLAYER/PITCHER OF THE WEEK

1973	Wayne Twitchell	1993	John Kruk
1974	Dave Cash		Tommy Greene
	Larry Bowa	1994	Danny Jackson
1976	Mike Schmidt		Lenny Dykstra
	Dave Cash	1998	Paul Byrd
	Jay Johnstone	1999	Mike Lieberthal
1977	Greg Luzinski (twice)	2001	Bobby Abreu
	Steve Carlton		Scott Rolan
1978	Larry Christenson		Jose Mesa
	Garry Maddox	2003	Kevin Millwood
1979	Steve Carlton		Jim Thome
	Bob Boone	2004	Jim Thome
	Pete Rose (twice)		Bobby Abreu
1980	Steve Carlton	2005	Pat Burrell (twice)
	Pete Rose		Bobby Abreu
	Bake McBride		Chase Utley
	Mike Schmidt		Jimmy Rollins
1982	Gary Matthews	2006	Chase Utley (twice)
1983	Joe Morgan		Ryan Howard
1984	Mike Schmidt	2007	Ryan Howard (twice)
	Von Hayes		Jimmy Rollins
1985	Juan Samuel		Chase Utley
1986	Von Hayes (3 times)	2008	Chase Utley
	Mike Schmidt	2009	Ryan Howard (twice)
	Kent Tekulve		Raúl Ibañez
1987	Mike Schmidt		Jayson Werth
	Steve Bedrosian	2010	Roy Halladay (twice)
	Von Hayes		Ryan Howard
1990	Lenny Dykstra		Jayson Werth
	Terry Mulholland	2011	Raúl Ibañez
1991	Tommy Greene	2012	Cole Hamels
	Wes Chamberlain	2013	Domonic Brown (twice)
	Mitch Williams	2014	Carlos Ruiz
	John Kruk	2015	Cole Hamels
1992	Dave Hollins	2019	Jay Bruce
	John Kruk		
	Tommy Greene		

## NL ROOKIE OF THE MONTH

September 2005	Ryan Howard
June 2015	Maikel Franco
August 2017	Rhys Hoskins

## PEPSI CLUTCH PERFORMER OF THE MONTH

September 2008	Ryan Howard
----------------	-------------

## MLB DELIVERY MAN OF THE MONTH

April 2012	Jonathan Papelbon
------------	-------------------

## SILVER SLUGGER AWARD WINNERS

1980	Manny Trillo, 2b	1984	Mike Schmidt, 3b	2006	Ryan Howard, 1b
	Mike Schmidt, 3b	1986	Mike Schmidt, 3b		Chase Utley, 2b
1981	Pete Rose, 1b	1987	Juan Samuel, 2b	2007	Jimmy Rollins, ss
	Manny Trillo, 2b	1992	Darren Daulton, c		Chase Utley, 2b
	Mike Schmidt, 3b	1993	Lenny Dykstra, of	2008	Chase Utley, 2b
1982	Mike Schmidt, 3b	2004	Bobby Abreu, of	2009	Chase Utley, 2b
1983	Mike Schmidt, 3b			2019	J.T. Realmuto, c

# AWARDS

## RAWLINGS GOLD GLOVE AWARD® WINNERS

1963	Bobby Wine, ss	1979	Garry Maddox, of	1998	Scott Rolen, 3b
1964	Bobby Shantz, p Ruben Amaro, ss		Mike Schmidt, 3b	1999	Mike Lieberthal, c
1966	Bill White, 1b		Bob Boone, c	2000	Scott Rolen, 3b
1972	Larry Bowa, ss	1980	Garry Maddox, of	2001	Scott Rolen, 3b
1975	Garry Maddox, of		Mike Schmidt, 3b	2005	Bobby Abreu, of
1976	Garry Maddox, of Mike Schmidt, 3b Jim Kaat, p	1981	Garry Maddox, of Mike Schmidt, 3b Manny Trillo, 2b	2007	Jimmy Rollins, ss Aaron Rowand, of
1977	Garry Maddox, of Mike Schmidt, 3b Jim Kaat, p	1982	Steve Carlton, p Garry Maddox, of Mike Schmidt, 3b	2009	Jimmy Rollins, ss Shane Victorino, of
1978	Garry Maddox, of Mike Schmidt, 3b Larry Bowa, ss Bob Boone, c	1983	Manny Trillo, 2b Mike Schmidt, 3b	2010	Shane Victorino, of
		1984	Mike Schmidt, 3b	2011	Placido Polanco, 3b
		1986	Mike Schmidt, 3b	2012	Jimmy Rollins, ss
				2019	J.T. Realmuto, c



### CENTENNIAL TEAM

In 1983 the Phillies conducted balloting for the Greatest Phillies Team and Greatest Player Ever. Mike Schmidt collected 19,767 votes to be named Greatest Phillies Player.

Bob Boone (c)	Del Ennis (of)
Pete Rose (1b)	Robin Roberts (starting rhp)
Manny Trillo (2b)	Steve Carlton (starting lhp)
Mike Schmidt (3b)	Jim Konstanty (rh reliever)
Larry Bowa (ss)	Tug McGraw (lh reliever)
Richie Ashburn (of)	Dallas Green (manager)
Garry Maddox (of)	



### ALL-VET TEAM

To commemorate the 33rd and final season of Veterans Stadium, the Phillies asked fans to select the All-Vet Team through online voting. Results were announced on September 27, 2003, prior to the second-to-last game in Vet history.

Darren Daulton (c)	Garry Maddox (cf)
John Kruk (1b)	Bobby Abreu (rf)
Juan Samuel (2b)	Steve Carlton (starting lhp)
Mike Schmidt (3b)	Curt Schilling (starting rhp)
Larry Bowa (ss)	Tug McGraw (relief pitcher)
Greg Luzinski (lf)	Dallas Green (manager)

## ROBERTO CLEMENTE AWARD

Since 1971, Major League Baseball has annually presented an award that recognizes a player who best exemplifies the game of baseball through sportsmanship, community involvement and positive contributions to his team.

In 1973, following the tragic death of Roberto Clemente, the award was named to honor the man whose spirit and goodwill will always be remembered. The 12-time All-Star and Hall of Famer was killed in a plane crash in 1972 delivering food and medical supplies to earthquake victims of Nicaragua. The award recognizes those individuals who truly understand the value of helping others.

A panel of baseball dignitaries, including Commissioner Rob Manfred and until 2019 the late Vera Clemente, annually selects the winner from a list of 30 candidates, one from each Major League Baseball Club. Winners from each club are announced in September during Roberto Clemente Day. The winner of the national Roberto Clemente Award is announced during a pre-game ceremony at the World Series. **Greg Luzinski** received the award in 1978, **Garry Maddox** in 1986, and **Jimmy Rollins** shared the honor in 2014 with Paul Konerko. Other past winners include Jamie Moyer, Jim Thome, Curt Schilling, Al Leiter, Tony Gwynn, Willie Mays, Ozzie Smith, Cal Ripken Jr. and Andrew McCutchen.



# AWARDS



## PAUL OWENS AWARD

Since 1986 the Phillies have honored the top player and pitcher in their minor league system. The award is named in honor of Paul Owens, who passed away in December 2003 after spending 48 years in the Phillies organization as a scout, farm director, general manager, manager and senior advisor.

Year	Player	Pitcher	Year	Player	Pitcher
1986	Ron Jones (of)	Marvin Freeman (rhp)	2003	Ryan Howard (1b)	Cole Hamels (lhp)
1987	Ricky Jordan (1b)	Todd Frohwirth (rhp)	2004	Ryan Howard (1b)	Scott Mitchinson (rhp)
1988	Jim Vatcher (of)	Andy Carter (lhp)	2005	Chris Roberson (of)	Robinson Tejeda (rhp)
1989	Mickey Morandini (2b)	Jason Grimsley (rhp)	2006	Michael Bourn (of)	Carlos Carrasco (rhp)
1990	Jeff Grotewold (c)	Andy Ashby (rhp)	2007	Quintin Berry (of)	Mike Zagurski (lhp)
1991	Kim Batiste (ss)	Toby Borland (rhp)	2008	Lou Marson (c)	J.A. Happ (lhp)
1992	Mike Lieberthal (c)	Paul Fletcher (rhp)	2009	Michael Taylor (of)	Kyle Drabek (rhp)
1993	Phil Geisler (of)	Ricky Bottalico (rhp)	2010	Domonic Brown (of)	Scott Mathieson (rhp)
1994	Gene Schall (1b)	Ron Blazier (rhp)	2011	Freddy Galvis (ss)	Trevor May (rhp)
1995	Dave Doster (2b)	Rich Hunter (rhp)	2012	Darin Ruf (of/1b)	Tyler Cloyd (rhp)
	Wendell Magee (of)		2013	Maikel Franco (3b)	Severino Gonzalez (rhp)
1996	Scott Rolen (3b)	Matt Beech (lhp)	2014	J.P. Crawford (ss)	Luis Garcia (rhp)
1997	Jeff Key (of)	Ryan Brannan (rhp)	2015	Andrew Knapp (c)	Ricardo Pinto (rhp)
	Jimmy Rollins (ss)		2016	Dylan Cozens (of)	Ben Lively (rhp)
1998	Marlon Anderson (2b)	Carlton Loewer (rhp)		Rhys Hoskins (1b)	
1999	Pat Burrell (of/1b)	Adam Eaton (rhp)	2017	Scott Kinsery (2b)	Tom Eshelman (rhp)
2000	Marlon Byrd (of)	Brandon Duckworth (rhp)	2018	Austin Listi (1b/of)	David Parkinson (lhp)
2001	Marlon Byrd (of)	Brandon Duckworth (rhp)	2019	Alec Bohm (3b)	Ethan Lindow (lhp)
2002	Chase Utley (3b)	Ryan Madson (rhp)			

## BILL GILES AND LARRY ROJAS AWARDS




Bill Giles

Two awards were established in 1999 to honor minor league players who share the same attributes as the awards' namesakes: a love and respect for the game of baseball, an outstanding work ethic and pride in being a member of the Phillies organization.

Bill Giles climbed the baseball ladder from the minors to the majors, working in numerous executive capacities with the Astros and Phillies until getting a group together to purchase the Phillies in 1981. He was president and general partner until 1997 when he became chairman and then was named chairman emeritus in 2015.

Larry Rojas was born in Cuba and played minor league baseball in the Phillies organization. He also served as a minor league coach and manager, spring training coordinator, scout and liaison for the Hispanic players in the system before his death in 2007.



Larry Rojas

Bill Giles Award Winner		Larry Rojas Award Winner	
1999	Gary Burnham	Alejandro Fajardo	
2000	Marlon Byrd	Anderson Machado	
2001	Nate Espy	Juan Richardson	
2002	Taylor Buchholz	Elizardo Ramirez	
2003	Ryan Howard	Edgar Cruz	
2004	Jake Blalock	Kelvin Pichardo	
2005	Michael Bourn	Carlos Carrasco	
2006	Cooper Osteen	Fidel Hernandez	
2007	Dominic Brown	Jesus Sanchez	
2008	Jason Donald	Freddy Galvis	
2009	Vance Worley	Arlon Quiroz	
2010	Jarred Cosart	Sebastian Valle	
2011	Troy Hanzawa	Francisco Diaz	
2012	Tim Kennelly	Maikel Franco	
2013	Jesse Biddle	Edgar Duran	
2014	Justin Parr	Gabriel Lino	
2015	Andrew Knapp	Grenny Cumana	
2016	Roman Quinn	Angelo Mora	
2017	Cole Stobbe	Sixto Sánchez	
2018	Adam Haseley	Simón Muzziotti	
2019	Jimmy Smith	Rafael Marchán	

## JOHN VUKOVICH AWARD



Started in 2007, the John Vukovich Award is presented annually to an instructor in the Phillies organization who embodies the characteristics of the award's namesake: loyalty, dedication, competitiveness, knowledge, honesty and a terrific work ethic.

"Vuk" took great pride in wearing a baseball uniform and playing the game the right way. His dedication to the game and the Phillies was endless.

He spent 30 of his 41 years in baseball as a member of the Phillies organization. With 17 years on the coaching staff, he is the longest tenured coach in team history and one of the most respected persons to ever wear a Phillies uniform.

- 2007** Ramon Henderson, major league bullpen coach
- 2008** Bill Dancy, minor league field coordinator
- 2009** Roly deArmas, minor league manager
- 2010** Mike Compton, minor league field coordinator
- 2011** Greg Legg, minor league coach
- 2012** Carlos Arroyo, rehab pitching coach
- 2013** Manny Amador, minor league manager
- 2014** Sal Rende, minor league hitting coach
- 2015** Steve Schrenk, minor league pitching coach
- 2016** Larry Bowa, major league bench coach
- 2017** Doug Mansolino, minor league field coordinator
- 2018** Rafael DeLima, minor league hitting coach
- 2019** Ernie Whitt, minor league catching coordinator

## DALLAS GREEN AWARD



To honor the accomplishments of Dallas Green, a longtime fixture in the Phillies organization, the club established the Dallas Green Scout of the Year Award in 2011. This annual award is presented to the amateur or professional scout who best exemplifies the Phillies' standard for scouting while

demonstrating the same loyalty, work ethic, dedication and passion as the award's namesake. It also recognizes the scout's ability to judge not only a player's talent, but also his character and heart.

Over his distinguished career, which encompassed 62 years in baseball, including 46 with the Phillies, Green served in almost every capacity in the game, including player, scout, manager, general manager, senior advisor and club executive.

- 2011** Dick Lawlor
- 2012** Bill Harper
- 2013** Eddie Bockman
- 2014** Gordon Lakey
- 2015** Sal Agostinelli
- 2016** Roy Tanner
- 2017** Joey Davis
- 2018** Jesús Méndez
- 2019** Mike Stauffer

## RICHIE ASHBURN & DAVID MONTGOMERY SPECIAL ACHIEVEMENT AWARD



**Richie Ashburn**

Established in 1998 in honor of the memory of Richie Ashburn, who spent nearly 50 years with the Phillies, the award is given annually to a member of the Phillies organization who has demonstrated the same loyalty, dedication and passion for the game as the award's namesake. In 2018, the award was renamed the Richie Ashburn & David Montgomery Special Achievement Award. Montgomery, who passed away in May 2019, embodied the spirit of the award over his accomplished 49-year Phillies career.



**David Montgomery**

- 1998** Pete Cera, assistant major league clubhouse manager
- 1999** Paul Owens, senior advisor to the general manager
- 2000** Ray Krise, former ticket manager
- 2001** Eddie Ferez, former traveling secretary
- 2002** Maje McDonnell, community relations representative
- 2003** Larry Shenk, vice president, public relations
- 2004** Christine Long, director, entertainment
- 2005** Mike DiMuzio, director, ballpark operations
- 2006** Kathy Killian, director, group sales
- 2007** Kurt Funk, director, events
- 2008** Richard Deats, vice president, Phillies Enterprises
- 2009** "Video" Dan Stephenson, manager, video production
- 2010** Dan Goroff, director, ticket department
- 2011** Jerry Clothier, senior vice president, business and finance
- 2012** Rob Holiday, assistant director, scouting
- 2013** Bettyanne Robb, administrator
- 2014** Chris Wheeler, club ambassador
- 2015** James Rodriguez, ballpark operations
- 2016** Michael Stiles, executive vice president, chief operating officer
- 2017** Chris Pohl, director, ticket technology and development
- 2018** Lee McDaniel, director, minor league operations
- 2019** Dickie Noles, employee assistance professional



The tradition of honoring alumni of both the Phillies and the Philadelphia Athletics began in 1978 at Veterans Stadium in a 200 Level display originally called the Philadelphia Baseball Hall of Fame. Former Phillies continue to be honored at Citizens Bank Park in the Wall of Fame display located in the Left Field Plaza behind the scoreboard building. Toyota is the sponsor of the Wall of Fame.

Phillies executives, players, managers and coaches with four or more years of service are eligible.

With rare exception, all candidates must be retired for three years before they can be eligible for the ballot. Consideration is given to longevity, ability, character, and contributions to the Phillies and baseball, plus special achievements.

## ENSHRINED PHILLIES

- |                         |                        |
|-------------------------|------------------------|
| Robin Roberts (1978)    | Gavvy Cravath (2000)   |
| Richie Ashburn (1979)   | Garry Maddox (2001)    |
| Chuck Klein (1980)      | Tony Taylor (2002)     |
| Grover Alexander (1981) | Sherry Magee (2003)    |
| Del Ennis (1982)        | Billy Hamilton (2004)  |
| Jim Bunning (1984)      | Bob Boone (2005)       |
| Ed Delahanty (1985)     | Dallas Green (2006)    |
| Cy Williams (1986)      | John Vukovich (2007)   |
| Granny Hamner (1987)    | Juan Samuel (2008)     |
| Paul Owens (1988)       | Harry Kalas (2009)     |
| Steve Carlton (1989)    | Darren Daulton (2010)  |
| Mike Schmidt (1990)     | John Kruk (2011)       |
| Larry Bowa (1991)       | Mike Lieberthal (2012) |
| Chris Short (1992)      | Curt Schilling (2013)  |
| Curt Simmons (1993)     | Charlie Manuel (2014)  |
| Dick Allen (1994)       | Pat Burrell (2015)     |
| Willie Jones (1995)     | Jim Thome (2016)       |
| Sam Thompson (1996)     | Pat Gillick (2018)     |
| Johnny Callison (1997)  | Roy Halladay (2018)    |
| Greg Luzinski (1998)    | Bobby Abreu (2019)     |
| Tug McGraw (1999)       |                        |



AWARDS

## REMEMBERING THE A'S

From 1978 through the final year of the Vet, 2003, members of the A's were also selected yearly. The A's were a member of the American League in Philadelphia from 1901 through the 1954 season when the franchise was moved to Kansas City.

A total of 25 former A's were part of the Philadelphia Baseball Hall of Fame, starting with Connie Mack, their longtime manager/owner who was inducted posthumously in 1978.

A large statue of Connie Mack once stood at Connie Mack Stadium on the south side of Lehigh Avenue. During the 1971 inaugural season at Veterans Stadium, the Phillies relocated the statue to the corner of Broad Street and Pattison Avenue. The Phillies moved it again during the final construction stages of Citizens Bank Park in March of 2004.

Mack's statue is located on the west side of Citizens Bank Way. Names of the 25 A's players who were honored at the Vet's Hall of Fame display have been added to Mack's statue so that fans will forever remember the A's.

- |                        |                     |                        |
|------------------------|---------------------|------------------------|
| Connie Mack (1978)     | Wally Moses (1988)  | Ed Rommel (1996)       |
| Jimmie Foxx (1979)     | Bob Johnson (1989)  | Ferris Fain (1997)     |
| Lefty Grove (1980)     | Elmer Valo (1990)   | Bing Miller (1998)     |
| Al Simmons (1981)      | Chief Bender (1991) | Sam Chapman (1999)     |
| Mickey Cochrane (1982) | Jack Coombs (1992)  | George Earnshaw (2000) |
| Jimmy Dykes (1984)     | Frank Baker (1993)  | Gus Zernial (2001)     |
| Eddie Plank (1985)     | Bobby Shantz (1994) | Rube Walberg (2002)    |
| Rube Waddell (1986)    | Eddie Joost (1995)  | Rube Oldring (2003)    |
| Eddie Collins (1987)   |                     |                        |

# NATIONAL BASEBALL HALL OF FAMERS

Players	Years with Phillies	In HOF	Pitchers	Years with Phillies	In HOF
Sparky Anderson	1959	2000	Grover Alexander	1911-17	1938
Richie Ashburn	1948-59	1995	Chief Bender	1916-17	1953
Dave Bancroft	1915-20	1971	Jim Bunning	1964-67; 1970-71	1996
Dan Brouthers	1896	1945	Steve Carlton	1972-86	1994
Roger Connor	1892	1976	Roy Halladay	2010-13	2019
Ed Delahanty	1888-89; 1891-1901	1945	Ferguson Jenkins	1965-66	1991
Hugh Duffy*	1904-06	1945	Tim Keefe	1891-93	1964
Johnny Evers	1917	1946	Pedro Martinez	2009	2015
Elmer Flick	1898-1901	1963	Kid Nichols	1905-06	1949
Jimmie Foxx	1945	1951	Eppa Rixey	1912-17; 1919-20	1963
Billy Hamilton	1890-95	1961	Robin Roberts	1948-61	1976
Hughie Jennings	1901-02	1945			
Chuck Klein	1928-33; 1936-44	1980	Managers	Years with Phillies	In HOF
Nap Lajoie	1896-1900	1937	Bucky Harris	1943	1975
Tommy McCarthy	1886-87	1946	Harry Wright	1884-93	1953
Joe Morgan	1983	1990			
Tony Perez	1983	2000	Executives	Years with Phillies	In HOF
Ryne Sandberg**	1981; 2013-15	2005	Pat Gillick	2005-current	2011
Mike Schmidt	1972-89	1995	Herb Pennock	1943-48	1948
Casey Stengel	1920-21	1966			
Jim Thome	2003-05; 2012	2018			
Sam Thompson	1889-98	1974			
Lloyd Waner	1942	1967			
Hack Wilson	1934	1979			

\*Player-Manager  
\*\*Player and Manager

## FORD C. FRICK AWARD

The Ford C. Frick Award is presented annually to a broadcaster for "major contributions to baseball." The award, named after the late broadcaster and National League President, has been presented annually since 1978. Each award recipient is presented with a certificate during the Hall of Fame Induction Ceremony and is recognized in the "Scribes & Mikemen" exhibit in the Library of the National Baseball Hall of Fame. Longtime Phillies broadcaster **By Saam** received the award in 1990 and was joined in 2002 by his former broadcast partner, **Harry Kalas**. Other former Phillies broadcasters to be honored include **Chuck Thompson** (1993), **Herb Carneal** (1996) and **Tim McCarver** (2012).

## J.G. TAYLOR SPINK AWARD

The Philadelphia media are also represented in the Baseball Hall of Fame in Cooperstown, NY. The J.G. Taylor Spink Award, named after the founder of *The Sporting News*, has been voted upon annually by the Baseball Writers' Association of America since 1962 and honors a baseball writer (or writers) "for meritorious contributions to baseball writing." **Charles Dryden**, who wrote for *The North American* at the turn of the century, was honored in 1965 and legendary sportswriter **Red Smith**, who early in his career worked for *The Philadelphia Record*, won in 1976. Other winners include former *Philadelphia Inquirer* writers **James Isaminger** (1974), **Allen Lewis** (1981), **Claire Smith** (2017) and **Jayson Stark** (2019); **Ray Kelly** of the *Philadelphia Bulletin* (1988); **Bus Saidt** from *The Trentonian* and *Trenton Times* (1992); **Bill Conlin** from the *Philadelphia Daily News* (2011); and **Paul Hagen** (2013), who wrote for the *Daily News* for 25 years before joining MLB.com.

## BBWAA AWARDS

In 2004, the Philadelphia Chapter of the Baseball Writers' Association of America introduced four awards that were presented to Phillies players at the end of every season. A fifth award was added in 2014, the Charlie Manuel Award for Service and Passion to Baseball, given to former broadcaster and club ambassador Chris Wheeler. The awards were discontinued in 2015.

Tug McGraw True Pro Award	Dallas Green Special Achievement Award	Steve Carlton Most Valuable Pitcher Award	Mike Schmidt Most Valuable Player Award
2004 Amaury Telemaco	2004 John Vukovich	2004 Ryan Madson	2004 Bobby Abreu
2005 Billy Wagner	2005 Maje McDonnell	2005 Billy Wagner	2005 Pat Burrell and Chase Utley
2006 Mike Lieberthal	2006 Chris Coste	2006 Tom Gordon	2006 Ryan Howard
2007 Aaron Rowand	2007 Larry Shenk	2007 Cole Hamels	2007 Jimmy Rollins
2008 Greg Dobbs	2008 Jamie Moyer	2008 Cole Hamels	2008 Brad Lidge
2009 Brad Lidge	2009 Jamie Moyer	2009 J.A. Happ	2009 Ryan Howard
2010 Shane Victorino	2010 Roy Halladay	2010 Roy Halladay	2010 Ryan Howard
2011 Raúl Ibáñez	2011 Charlie Manuel	2011 Cliff Lee	2011 Shane Victorino
2012 Juan Pierre	2012 Jimmy Rollins	2012 Cole Hamels	2012 Carlos Ruiz
2013 Kevin Frandsen	2013 Charlie Manuel	2013 Cliff Lee	2013 Domonic Brown
2014 Ryan Howard	2014 Jimmy Rollins	2014 Cole Hamels	2014 Marlon Byrd

## HITTING



# PHILLIES CAREER BATTING TOP 10

## GAMES

Schmidt.....	2,404
Rollins (SW) .....	2,090
Ashburn (LH) .....	1,794
Bowa (SW) .....	1,739
Taylor .....	1,669
Ennis .....	1,630
Howard (LH) .....	1,572
Utley (LH) .....	1,551
Delahanty.....	1,544
Magee .....	1,521

## AT-BATS

Rollins (SW) .....	8,628
Schmidt.....	8,352
Ashburn (LH) .....	7,122
Bowa (SW) .....	6,815
Delahanty.....	6,352
Ennis .....	6,327
Taylor .....	5,799
Hamner .....	5,771
Utley (LH) .....	5,748
Howard (LH).....	5,707

## RUNS

Schmidt.....	1,506
Delahanty.....	1,365
Rollins (SW) .....	1,325
Ashburn (LH) .....	1,114
Klein (LH) .....	962
Utley (LH) .....	949
S. Thompson (LH) .....	928
R. Thomas (LH) .....	922
Magee .....	898
Abreu (LH) .....	891

## HITS

Rollins (SW) .....	2,306
Schmidt.....	2,234
Ashburn (LH) .....	2,217
Delahanty.....	2,211
Ennis .....	1,812
Bowa (SW) .....	1,798
Klein (LH) .....	1,705
Magee .....	1,647
Utley (LH) .....	1,623
C. Williams (LH) .....	1,553

## RBI

(since 1920)

Schmidt.....	1,595
Howard (LH).....	1,194
Ennis .....	1,124
Klein (LH) .....	983
Utley (LH) .....	916
Rollins (SW) .....	887
Burrell.....	827
Abreu (LH) .....	814
Luzinski .....	811
W. Jones .....	753

## SINGLES

Ashburn (LH) .....	1,811
Delahanty.....	1,524
Rollins (SW) .....	1,500
Bowa (SW) .....	1,498
Thomas (LH).....	1,235
Schmidt.....	1,219
Ennis .....	1,178
Taylor .....	1,178
Magee .....	1,108
Hamner .....	1,083

## DOUBLES

Rollins (SW) .....	479
Delahanty.....	432
Schmidt.....	408
Abreu (LH) .....	348
Utley (LH) .....	346
Magee .....	337
Klein (LH) .....	336
Ennis .....	310
Ashburn (LH) .....	287
Howard (LH).....	277

## TRIPLES

Delahanty.....	151
Magee .....	127
Rollins (SW) .....	111
S. Thompson (LH) .....	103
Ashburn (LH) .....	97
Callison (LH).....	84
Bowa (SW) .....	81
Cravath .....	72
Samuel.....	71
Ennis .....	65

## HOME RUNS

Schmidt.....	548
Howard (LH).....	382
Ennis .....	259
Burrell.....	251
Klein (LH) .....	243
Utley (LH) .....	233
Luzinski .....	223
C. Williams (LH) .....	217
Rollins (SW) .....	216
Allen .....	204

## TOTAL BASES

Schmidt.....	4,404
Rollins (SW) .....	3,655
Delahanty.....	3,206
Ennis .....	3,029
Howard (LH).....	2,940
Klein (LH) .....	2,898
Utley (LH) .....	2,766
Ashburn (LH) .....	2,764
C. Williams (LH) .....	2,539
Abreu (LH) .....	2,491

## EXTRA-BASE HITS

Schmidt.....	1,015
Rollins (SW) .....	806
Howard (LH).....	680
Delahanty.....	670
Klein (LH).....	643
Ennis .....	634
Utley (LH) .....	628
Abreu (LH) .....	585
Magee .....	539
Callison (LH).....	534

## WALKS

Schmidt.....	1,507
Ashburn (LH) .....	948
Abreu (LH) .....	947
Thomas (LH).....	946
Burrell.....	785
Rollins (SW) .....	753
Howard (LH).....	709
W. Jones .....	694
Delahanty.....	643
Utley (LH) .....	625

## INTENTIONAL WALKS

Schmidt.....	201
Howard (LH).....	154
Abreu (LH) .....	94
Allen .....	81
Boone.....	77
V. Hayes (LH) .....	74
Luzinski .....	74
Dalrymple (LH) .....	73
Ruiz .....	62
Utley (LH) .....	59

## STRIKEOUTS

Schmidt.....	1,883
Howard (LH).....	1,843
Burrell.....	1,273
Rollins (SW) .....	1,145
Luzinski .....	1,098
Abreu (LH) .....	1,078
Allen .....	1,023
Utley (LH) .....	958
Callison (LH).....	854
Samuel.....	825

## SACRIFICE FLIES

Schmidt.....	108
Utley (LH) .....	67
Howard (LH).....	55
Abreu (LH) .....	54
Luzinski .....	53
Maddox.....	51
Rollins (SW) .....	51
Boone.....	43
V. Hayes (LH) .....	43
Lieberthal .....	43

## STOLEN BASES

Hamilton.....	508
Rollins .....	453
Delahanty.....	438
Magee .....	385
Bowa.....	288
Fogarty .....	259
Abreu .....	254
Samuel.....	249
Thomas .....	228
V. Hayes .....	202

## HIT BY PITCH

Utley.....	173
Lieberthal.....	88
Delahanty.....	80
Schmidt.....	79
Magee .....	78
Titus .....	78
Ruiz.....	73
Thomas .....	66
Luzinski.....	61
Taylor .....	60

## BATTING AVG

(min. 3,000 PA)

Hamilton (LH) .....	362
Delahanty.....	348
S. Thompson .....	335
Klein (LH).....	326
Ashburn (LH) .....	311
Kruk (LH).....	309
Whitney.....	307
C. Williams (LH).....	306
Abreu (LH) .....	303
Hurst (LH).....	303

## ON-BASE PCT

(min. 3,000 PA)

Hamilton (LH) .....	467
R. Thomas .....	421
Abreu (LH) .....	416
Delahanty.....	414
Kruk (LH).....	400
Ashburn (LH) .....	394
Dykstra (LH).....	388
S. Thompson .....	387
Hurst (LH).....	382
Klein (LH).....	382

## SLUGGING PCT

(min. 3,000 PA)

Klein (LH).....	553
Allen .....	530
Schmidt.....	527
Howard (LH).....	515
Abreu .....	513
Delahanty.....	505
S. Thompson (LH).....	505
Rolen .....	504
C. Williams (LH).....	500
Cravath .....	490

# PHILLIES SEASON BATTING TOP 10

## GAMES

Rose, 1979	163
Allen, 1964	162
Callison, 1964	162
Bowa, 1974	162
Cash, 1974	162
Schmidt, 1974	162
Cash, 1975	162
Rose, 1980	162
Matthews, 1982	162
Rose, 1982	162
Abreu, 2001	162
Abreu, 2005	162
Rollins, 2007	162
Howard, 2008	162
Galvis, 2017	162

## AT-BATS

Rollins, 2007	716
Samuel, 1984	701
Cash, 1975	699
Rollins, 2006	689
Cash, 1974	687
Glanville, 1998	678
Rollins, 2005	677
Rollins, 2009	672
Bowa, 1974	669
Cash, 1976	666

## RUNS

Hamilton, 1894	196
Hamilton, 1895	166
Klein, 1930	158
O'Doul, 1929	152
Klein, 1932	152
Delahanty, 1894	149
Delahanty, 1895	148
Delahanty, 1893	145
Dykstra, 1993	143
Hamilton, 1891	142

## HITS

O'Doul, 1929	254
Klein, 1930	250
Delahanty, 1899	234
Klein, 1932	226
Hamilton, 1894	223
Klein, 1933	223
Ashburn, 1951	221
Thompson, 1893	220
Klein, 1929	219
Delahanty, 1893	218

## RBI

(since 1920\*)

Klein, 1930	170
Howard, 2006	149
Howard, 2008	146
Klein, 1929	145
Hurst, 1932	143
Howard, 2009	141
Klein, 1932	137
Howard, 2007	136
Thome, 2003	131
Luzinski, 1977	130

\*1st year as an official stat

## SINGLES

O'Doul, 1929	181
Ashburn, 1951	181
Hamilton, 1894	179
Ashburn, 1958	176
Hamilton, 1895	169
Ashburn, 1953	169
Cash, 1974	167
Cash, 1975	166
Thomas, 1899	162
Fullis, 1933	162
Cash, 1976	162
Revere, 2014	162

## DOUBLES

Klein, 1930	59
Delahanty, 1899	56
Klein, 1932	50
Abreu, 2002	50
Delahanty, 1895	49
Bartell, 1932	48
Abreu, 2001	48
Utley, 2007	48
Abreu, 2004	47
E. Allen, 1935	46
V. Hayes, 1986	46
Werth, 2010	46

## TRIPLES

Thompson, 1894	27
Lajoie, 1897	25
Delahanty, 1892	21
Thompson, 1895	21
Rollins, 2007	20
Wood, 1887	19
Samuel, 1984	19
Delahanty, 1893	18
Fogarty, 1889	17
Delahanty, 1896	17
Flick, 1901	17
Magee, 1905	17
Magee, 1910	17

## HOME RUNS

Howard, 2006	58
Schmidt, 1980	48
Howard, 2008	48
Thome, 2003	47
Howard, 2007	47
Schmidt, 1979	45
Howard, 2009	45
Klein, 1929	43
Thome, 2004	42
Williams, 1923	41

## TOTAL BASES

Klein, 1930	445
Klein, 1932	420
Klein, 1929	405
O'Doul, 1929	397
Howard, 2006	383
Rollins, 2007	380
Klein, 1933	365
Allen, 1964	352
Howard, 2009	352
Thompson, 1895	350

## EXTRA-BASE HITS

Klein, 1930	107
Klein, 1932	103
Klein, 1929	94
Rollins, 2007	88
Howard, 2009	86
Thompson, 1895	84
Howard, 2006	84
Abreu, 2001	83
Schmidt, 1980	81
Allen, 1964	80
Samuel, 1987	80
Rolen, 1998	80
Thome, 2003	80

## WALKS

Dykstra, 1993	129
Schmidt, 1983	128
Abreu, 2004	127
Hamilton, 1894	126
Ashburn, 1954	125
V. Hayes, 1987	121
Schmidt, 1979	120
Daulton, 1993	117
Abreu, 2005	117
Connor, 1892	116
Camilli, 1936	116
<b>HOSKINS, 2019</b>	<b>116</b>

## INTENTIONAL WALKS

(since 1955\*)

Howard, 2006	37
Howard, 2007	35
Thome, 2004	26
Schmidt, 1986	25
Sizemore, 1977	21
Franco, 2019	19
Allen, 1967	18
Schmidt, 1981	18
DeJesus, 1983	18
Five tied with	17

\*1st year as an official stat

## STRIKEOUTS

Howard, 2007	199
Howard, 2008	199
Howard, 2014	190
Howard, 2009	186
Byrd, 2014	185
Thome, 2003	182
Howard, 2006	181
Schmidt, 1975	180
<b>HARPER, 2019</b>	<b>178</b>
<b>HOSKINS, 2019</b>	<b>173</b>

## SACRIFICE FLIES

(since 1954\*)

Montanez, 1971	13
Schmidt, 1980	13
Rolen, 2001	12
Ennis, 1954	11
Demeter, 1962	11
Luzinski, 1976	11
V. Hayes, 1990	10
Brogna, 1998	10
17 tied with	9

\*Year modern rule came into use

## STOLEN BASES

(since 1898\*)

Samuel, 1984	72
Delahanty, 1898	58
Magee, 1906	53
Samuel, 1985	53
Magee, 1910	49
Revere, 2014	49
Magee, 1905	48
V. Hayes, 1984	48
Rollins, 2008	47
Magee, 1907	46
M. Thompson, 1887	46
Rollins, 2001	46

\*Year modern rule came into use

## HIT BY PITCH

Utley, 2008	27
Utley, 2007	25
Utley, 2009	24
Hollins, 1992	19
Rowand, 2007	19
Rowand, 2006	18
Utley, 2010	18
Thomas, 1899	17
Flick, 1900	16
Titus, 1909	16
Bradley, 1988	16
Ruiz, 2012	16

## BATTING AVG

(since 1900; min. 400 PA)

O'Doul, 1929	.398
Klein, 1930	.386
O'Doul, 1930	.383
Flick, 1900	.378
Walker, 1947	.371
Klein, 1933	.368
Delahanty, 1901	.357
Klein, 1929	.356
Ashburn, 1958	.350
Harper, 1925	.349
Davis, 1933	.349

## ON-BASE PCT

(since 1900; min. 400 PA)

O'Doul, 1929	.466
Thomas, 1903	.453
O'Doul, 1930	.453
Flick, 1900	.451
Thomas, 1900	.451
Ashburn, 1955	.449
Camilli, 1937	.446
Abreu, 1999	.446
Magee, 1910	.445
Walker, 1947	.443

## SLUGGING PCT

(since 1900; min. 400 PA)

Klein, 1930	.687
Howard, 2006	.659
Klein, 1929	.657
Klein, 1932	.646
Schmidt, 1981	.644
Allen, 1966	.632
Schmidt, 1980	.624
O'Doul, 1929	.622
O'Doul, 1930	.604
Klein, 1933	.602

# DOUBLE FIGURES

## QUADRUPLE-DOUBLE

(10 OR MORE 2B, 3B, HR, SB IN A SEASON)

Player	Year	2B	3B	HR	SB
George Wood	1887	22	19	14	19
Roger Connor	1892	37	11	12	22
Ed Delahanty	1893	35	18	19	37
Sam Thompson	1893	37	13	11	18
Sam Thompson	1894	29	27	13	29
Ed Delahanty	1895	49	10	11	46
Sam Thompson	1895	45	21	18	27
Ed Delahanty	1896	44	17	13	37
Elmer Flick	1900	33	16	11	35
Gavvy Cravath	1913	34	14	19	10
Sherry Magee	1914	39	11	15	25
Cy Williams	1920	36	10	15	18
Curt Walker	1922	36	11	12	11
Chuck Klein	1932	50	15	38	20
Johnny Callison	1962	26	10	23	10
Dick Allen	1965	31	14	20	15
Dick Allen	1966	25	10	40	10
Dick Allen	1967	31	10	23	20
Garry Maddox	1977	27	10	14	22
Mike Schmidt	1977	27	11	38	15
Bake McBride	1979	16	12	12	25
Juan Samuel	1984	36	19	15	72
Juan Samuel	1985	31	13	19	53
Juan Samuel	1986	36	12	16	42
Juan Samuel	1987	37	15	28	35
Bobby Abreu	1999	35	11	20	27
Bobby Abreu	2000	42	10	25	28
Jimmy Rollins	2001	29	12	14	46
Jimmy Rollins	2002	33	10	11	31
Jimmy Rollins	2004	43	12	14	30
Jimmy Rollins	2005	38	11	12	41
Jimmy Rollins	2007	38	20	30	41
Shane Victorino	2009	39	13	10	25
Shane Victorino	2010	26	10	18	34
Shane Victorino	2011	27	16	17	19

## EIGHT HITS, DOUBLEHEADER

Player	Date	AB	2B	3B	HR
Sam Thompson	8/11/1894	10	1	2	0
Ed Delahanty	7/13/1897	8	1	0	0
Buck Jordan	6/26/1938	10	3	0	0
Johnny Wyrostek	8/15/1946	10	3	0	0
Eddie Waitkus	8/27/1950	11	2	0	0
Richie Ashburn	5/20/1951	10	0	0	0

## TRIPLE-DOUBLE

(15 OR MORE 2B, 3B, HR IN A SEASON)

Player	Year	2B	3B	HR
Ed Delahanty	1893	35	18	19
Sam Thompson (LH)	1895	45	21	18
Chuck Klein (LH)	1932	50	15	38
Johnny Callison (LH)	1965	25	16	32
Juan Samuel	1984	36	19	15
Juan Samuel	1987	37	15	28
Jimmy Rollins (SW)	2007	38	20	30
Shane Victorino (SW)	2011	27	16	17

## 20-20 CLUB

Player	Year	HR	SB
Sam Thompson (LH)	1889	20	24
Chuck Klein (LH)	1932	38	20
Dick Allen	1967	23	20
Mike Schmidt	1974	36	23
Mike Schmidt	1975	38	29
Juan Samuel	1987	28	35
Von Hayes (LH)	1989	26	28
Bobby Abreu (LH)	1999	20	27
Bobby Abreu (LH)	2000	25	28
Bobby Abreu (LH)	2001	31	36
Bobby Abreu (LH)	2002	20	31
Bobby Abreu (LH)	2003	20	22
Bobby Abreu (LH)	2004	30	40
Bobby Abreu (LH)	2005	24	31
Jimmy Rollins (SW)	2006	25	36
Jimmy Rollins (SW)	2007	30	41
Jayson Werth	2008	24	20
Jimmy Rollins (SW)	2009	21	31
Chase Utley (LH)	2009	31	23
Jayson Werth	2009	36	20
Jimmy Rollins (SW)	2012	23	30

## 30-30 CLUB

Player	Year	HR	SB
Bobby Abreu (LH)	2001	31	36
Bobby Abreu (LH)	2004	30	40
Jimmy Rollins (SW)	2007	30	41

## PHILLIES HITTING FOR THE CYCLE

4/24/1894	Lave Cross at Brooklyn
8/17/1894	Sam Thompson vs Louisville
8/5/1927	Cy Williams at Pittsburgh
7/1/1931	Chuck Klein vs Chicago
5/26/1933	Chuck Klein at St. Louis
6/27/1963	Johnny Callison at Pittsburgh
8/25/1995	Gregg Jefferies vs Los Angeles
6/28/2004	David Bell vs Montreal

## PHILLIES BATTING CHAMPIONS

1891	Billy Hamilton (LH)	.338
1899	Ed Delahanty	.408
1910	Sherry Magee	.331
1929	Lefty O'Doul (LH)	.398
1933	Chuck Klein (LH)	.368
1947	Harry Walker (LH)	.363
1955	Richie Ashburn (LH)	.338
1958	Richie Ashburn (LH)	.350



# HOME RUNS

## MOST HR IN ONE MONTH

Month	Team High	Individual High
April	39 in 2008	Mike Schmidt, 11 in 1976
May	42 in 2008	Cy Williams, 15 in 1923
June	44 in 2004	Jim Thome, 15 in 2004
July	42 in 2008	Chuck Klein, 14 in 1929
August	43 in 2009	Ryan Howard, 14 in 2006
September	46 in 2019	Ryan Howard, 11 in 2007, 2008
October	8 in 1972	Mike Schmidt, 4 in 1980

## MOST HR IN ONE MONTH, TEAM

46	September 2019	38	May 2004
44	June 2004	38	June 2007
43	August 2009	38	June 2009
42	June 1977	37	August 1969
42	May 2008	37	June 1975
42	July 2008	37	August 2002
41	July 1977	37	September 2004
41	August 2007	37	June 2006
41	September 2007	37	July 2007
40	August 2006	36	August 1993
40	September 2006	36	May 1999
40	May 2009	35	May 1929
40	June 2019	35	June 1929
39	August 2004	35	July 1930
39	May 2006	35	June 1973
39	April 2008	35	July 2009
38	July 1950	35	September 2009
38	August 1950	35	September 2010
38	August 1977	35	June 2018
38	August 1985		

## CONSECUTIVE HOME RUN GAMES, TEAM (Since 1910)

### CONSECUTIVE GAMES HITTING A HR

Games	Year(s)
18	2008
16	2002, 2006, 2018
14	1922, 2006, 2008, 2016
13	1964, 2018
12	1973, 1997, 2004, 2005, 2006, 2007
11	1987, 1990, 2000, 2019
10	1929, 1930, 1936, 1953, 1955, 1961, 1980, 1991, 2000, 2006, 2008, 2009 (2x), 2017

### CONSECUTIVE GAMES WITH NO HOMERS

Games	Year
33	1910
30	1918
24	1945
23	1910
21	1917
19	1934

## MOST CAREER, BY PARK

Recreation Park	Charlie Bastian, 5
Baker Bowl	Chuck Klein, 156
Shibe Park/Connie Mack Stadium	Del Ennis, 133
Veterans Stadium	Mike Schmidt, 265
Citizens Bank Park	Ryan Howard, 198

## MOST ONE SEASON, BY PARK

Recreation Park	13 in 1886
Baker Bowl	95 in 1922
Shibe Park/Connie Mack Stadium	77 in 1955
Veterans Stadium	101 in 1977
Citizens Bank Park	123 in 2019

## HITTING 10 OR MORE HOMERS - MONTH

HR	Player	Month	Year
15	Cy Williams	May	1923
15	Jim Thome	June	2004
14	Chuck Klein	July	1929
14	Mike Schmidt	June	1977
14	Ryan Howard	August	2006
13	Deron Johnson	July	1971
13	Mike Schmidt	July	1979
13	Ryan Howard	May	2006
12	Chuck Klein	June	1932
12	Dick Allen	June	1966
12	Mike Schmidt	August	1975
12	Mike Schmidt	May	1980
12	Mike Schmidt	July	1982
12	Domonick Brown	May	2013
11	Chuck Klein	May	1929
11	Del Ennis	July	1953
11	Greg Luzinski	June	1975
11	Mike Schmidt	April	1976
11	Mike Schmidt	May	1979
11	Scott Rolen	July	1999
11	Bobby Abreu	May	2005
11	Ryan Howard	September	2007
11	Ryan Howard	September	2008
11	Ryan Howard	August	2009
11	Rhys Hoskins	August	2017
11	Bryce Harper	August	2019
10	Cy Williams	July	1927
10	Chuck Klein	July	1930
10	Chuck Klein	May	1932
10	Willie Jones	July	1950
10	Bill Robinson	August	1973
10	Mike Schmidt	June	1974
10	Greg Luzinski	July	1977
10	Jim Thome	August	2003
10	Jim Thome	September	2003
10	Ryan Howard	September	2005
10	Chase Utley	September	2006
10	Ryan Howard	June	2007
10	Ryan Howard	July	2007
10	Pat Burrell	August	2007
10	Chase Utley	April	2008
10	Ryan Howard	May	2008
10	Ryan Howard	July	2008
10	Ryan Howard	May	2009
10	Raúl Ibañez	May	2009

## MOST CAREER HR, BY POSITION

P	Rick Wise and Larry Christenson	11
C	Mike Lieberthal	149
1B	Ryan Howard	370
2B	Chase Utley	226
3B	Mike Schmidt	509
SS	Jimmy Rollins	214
OF	Del Ennis	257
OF	Chuck Klein	241
OF	Pat Burrell	235
OF	Greg Luzinski	219

# HOME RUNS

## LEADOFF HOMERS

### MOST, CAREER

46	Jimmy Rollins
14	Juan Samuel
12	Lenny Dykstra
11	César Hernández
8	Doug Glanville
6	John Briggs
6	Bake McBride
6	George Paskert
6	Tony Taylor
4	Tony Gonzalez
4	Billy Hamilton
4	Heine Sand
3	7 players
2	17 players
1	34 players

### MOST, SEASON

9	Jimmy Rollins, 2007
6	Jimmy Rollins, 2012
5	Jimmy Rollins, 2009
4	Juan Samuel, 1989
4	Lenny Dykstra, 1993
4	Jimmy Rollins, 2004
4	Jimmy Rollins, 2005
4	Jimmy Rollins, 2006
4	César Hernández, 2018

### CLUB RECORD

9	2007 - Rollins
8	2019 - Hernández-3, Kingery-2, McCutchen-2, Dickerson-1
6	1978 - McBride-3, Martin-2, Schmidt-1
	1989 - Samuel-4, Ready-2
	2001 - Glanville-3, Rollins-3
	2004 - Rollins-4, Byrd-2
	2012 - Rollins

## BACK-TO-BACK HOMERS

**Most, Season – Club:** 11 in 2009

**Most, Season – Individual:** 6 in 1980, Mike Schmidt and Greg Luzinski

**Most, Career:** 9 – Schmidt/Luzinski and Chuck Klein/Don Hurst

**Most, Game – Same Players:** 2 by Don Money and Greg Luzinski, 10/3/1972 at CHI

**Most, Game – Consecutive:** 3 (eight times)

9/30/1977	vs MTL, 2nd inning (Greg Luzinski, Richie Hebner, Garry Maddox)
8/17/1985	at CHI, 7th inning (Juan Samuel, Glenn Wilson, Mike Schmidt)
7/26/1987	vs ATL, 8th inning (Milt Thompson, Von Hayes, Mike Schmidt)
4/28/1999	vs CIN, 1st inning (Scott Rolen, Rico Brogna, Ron Gant)
5/4/2004	vs STL, 5th inning (Bobby Abreu, Jim Thome, Pat Burrell)
5/18/2004	vs LAD, 4th inning (Bobby Abreu, Pat Burrell, Jim Thome)
6/13/2008	at STL, 1st inning (Chase Utley, Ryan Howard, Pat Burrell)
4/23/2017	vs ATL, 8th inning (César Hernández, Aaron Altherr, Odúbel Herrera)

## BACK-TO-BACK LEADOFF HOME RUNS

The National League record for consecutive home runs at the start of a game is three, originally set by San Diego in 1987. The American League has had back-to-back homers to lead off a game 22 times. The Phillies have hit back-to-back homers to start their half of the first inning, five times:

7/29/1984	vs MTL – Juan Samuel and Von Hayes
7/7/1986	vs ATL – Gary Redus and Juan Samuel
4/16/1996	at MTL – Lenny Dykstra and Mickey Morandini
9/9/2004	at ATL – Jimmy Rollins and Placido Polanco
5/18/2014	vs CIN – Jimmy Rollins and Wil Nieves

## EXTRA-INNING HOMERS

### MOST, CAREER

9	Mike Schmidt
9	Ryan Howard
6	Dick Allen
5	Gavvy Cravath
5	Del Ennis
5	Cy Williams
5	Pat Burrell
5	Chase Utley
4	Tony Gonzalez
4	Stan Lopata
3	7 players
2	29 players
1	93 players

### MOST, SEASON

2	Gavvy Cravath, 1914	2	Pat Burrell, 2002
2	Jim Tabor, 1946	2	Tomas Perez, 2002
2	Wes Covington, 1961	2	Ryan Howard, 2005
2	Johnny Callison, 1963	2	Ryan Howard, 2007
2	Dick Allen, 1964	2	Carlos Ruiz, 2010
2	Dick Allen, 1966	2	Hunter Pence, 2012
2	Willie Montanez, 1971	2	John Mayberry Jr., 2013
2	Manny Trillo, 1981		
2	John Russell, 1986		
2	Mike Schmidt, 1986		
2	Dave Hollins, 1993		
2	Charlie Hayes, 1995		
2	Todd Zeile, 1996		

**Club Season Record:** 6 – 1986 (Schmidt-2, Russell-2, Stone, Samuel)  
2003 (Burrell, Byrd, Michaels, Pratt, Rollins, Thome)  
2010 (Ruiz-2, Gload, Howard, Polanco, Schneider)

## HOMERING IN 5 STRAIGHT GAMES

Dick Allen, 1969 (May 27-28, 30-June 1)  
Mike Schmidt, 1979 (July 6-10)  
Bobby Abreu, 2005 (May 8-12)  
Chase Utley, 2008 (April 17-21)  
Chase Utley, 2008 (May 28-June 2)  
\*Rhys Hoskins, 2017 (Aug. 23-27)  
Odúbel Herrera, 2018 (June 17-22)

\* Rookie

## HOMERING IN 4 STRAIGHT GAMES

Cy Williams, 1926  
Chuck Klein, 1929  
Don Hurst, 1929  
Johnny Rizzo, 1940  
Andy Seminick, 1948  
Del Ennis, 1950 (twice)  
Stan Lopata, 1957  
Dick Allen, 1967  
Ken Brett, 1973  
Mike Schmidt, 1975, 1976,  
1977, 1979 (twice), 1980  
(3 times), 1982, 1984  
Greg Luzinski, 1977  
\*Len Matuszek, 1984  
Juan Samuel, 1985  
Pete Incaviglia, 1993, 1994  
Jim Thome, 2003  
Bobby Abreu, 2005  
Ryan Howard, 2006, 2007, 2012  
Raúl Ibañez, 2009  
Jayson Werth, 2009  
Chase Utley, 2010  
Maikel Franco, 2016

# HOME RUNS - GAME

## TWO OR MORE, ONE GAME (CAREER)

44	Mike Schmidt	8	Don Hurst
29	Ryan Howard	7	Rico Brogna, Don Demeter, Andy Seminick
23	Chuck Klein	6	Gavvy Cravath, Pete Inaviglia, Stan Lopata, Fred Luderus, Don Money, Sam Thompson, Jayson Werth
21	Chase Utley	5	Rhys Hoskins, Raúl Ibañez, Cliff W. Lee, Johnny Moore
20	Dick Allen	4	12 players
18	Pat Burrell	3	16 players
17	Greg Luzinski	2	35 players
14	Cy Williams	1	97 players
12	Willie Jones		
11	Dolph Camilli, Von Hayes, Mike Lieberthal, Scott Rolen		
10	Bobby Abreu, Johnny Callison		
9	Darren Daulton, Del Ennis, Jimmy Rollins, Jim Thome		

## TWO, ONE GAME - PITCHER

6/24/1926 (gm 1)	Jack Knight
7/22/1930	Phil Collins
6/23/1971	Rick Wise
8/28/1971	Rick Wise
9/5/1976	Larry Christenson
9/30/1978	Randy Lerch
6/2/2002	Robert Person
8/11/2004	Randy Wolf

## THREE IN A GAME - PHILLIES

10/9/1884	John Manning, of, consecutive - at CHI
9/15/1922	Walt Henline, c - at STL
5/11/1923	Cy Williams, of (LH) - at STL
7/22/1936	John Moore, of (LH), consecutive - vs PIT
6/2/1949	Andy Seminick, c - vs CIN
8/27/1951	Del Wilber, c, consecutive - vs CIN
7/23/1955	Del Ennis, of - vs STL
9/12/1961	Don Demeter, of - at LAD
9/27/1964	Johnny Callison, of (LH), consecutive - vs MIL
6/6/1965 (gm 2)	Johnny Callison, of (LH) - at CHI
9/29/1968	Dick Allen, of, consecutive - at NYM
7/11/1971	Deron Johnson, 1b, consecutive - vs MTL
7/7/1979	Mike Schmidt, 3b, consecutive - vs SF
6/14/1987	Mike Schmidt, 3b, consecutive - at MTL
8/29/1989	Von Hayes, of (LH) - at SF
9/15/1996	Benito Santiago, c, consecutive - at CHI
9/4/1997	Bobby Estalella, c - at MTL
8/10/2002	Mike Lieberthal, c - at LAD
9/3/2006 (gm 1)	Ryan Howard, 1b (LH), consecutive - vs ATL
5/16/2008	Jayson Werth, cf, consecutive - vs TOR

## FOUR IN A GAME - PHILLIES

7/13/1896	Ed Delahanty - at CHI
7/10/1936	Chuck Klein (LH)* - at PIT
4/17/1976	Mike Schmidt, consecutive* - at CHI

\* 10-inning game

## THREE IN A DOUBLEHEADER

5/20/1927	Cy Williams vs CIN
7/15/1929	Chuck Klein vs CHI
7/23/1932	Don Hurst vs BKN
5/10/1933	Chuck Klein vs CIN
8/19/1933	Chuck Klein vs CIN
8/14/1940	Johnny Rizzo at BKN
8/28/1948	Del Ennis at PIT
6/12/1949	Andy Seminick vs STL
5/13/1956	Stan Lopata at PIT
6/8/1958	Harry Anderson at STL
6/6/1965	Johnny Callison at CHI
9/3/2006	Ryan Howard vs ATL
5/16/2009	Raúl Ibañez at WSH

## THREE IN A GAME - OPPONENT

7/12/1897	Tom McCreery	vs LOU
7/26/1930	Hack Wilson	vs CHI
6/24/1931	George Watkins	vs STL
7/20/1933	Floyd Herman	vs CHI
7/6/1934	Hal Lee	vs BOS
5/9/1937	Al Kampouris	vs CIN
7/26/1942	Clyde McCullough	vs CHI
5/30/1950	Duke Snider	at BKN
6/11/1952	Hank Sauer	at CHI
7/21/1955	Gus Bell	vs CIN
6/29/1961	Willie Mays*	vs SF
7/30/1969	Bob Tillman	vs ATL
5/31/1970	Rico Carty	at ATL
5/16/1972	Rick Monday	vs CHI
5/9/1973	Johnny Bench	vs CIN
5/22/1976	Reggie Smith	vs STL
5/17/1979	Dave Kingman	at CHI
5/3/1987	Eric Davis	vs CIN
8/1/1987	Andre Dawson	at CHI
5/26/1990	Jeff Treadway	vs ATL
6/5/1996	Sammy Sosa	at CHI
5/19/1998	Mark McGwire	vs STL
6/18/1998	Brant Brown	at CHI
5/18/2000	Mark McGwire	vs STL
5/17/2002	Erubiel Durazo	at ARI
9/25/2002	Andruw Jones	vs ATL
4/21/2004	Mike Lowell^	vs FLA
7/30/2004	Aramis Ramirez	at CHI
8/13/2004	J.T. Snow	vs SF
8/15/2006	Jose Reyes	vs NYM
4/13/2007	Carlos Lee	vs HOU
5/19/2011	Jason Giambi	vs COL
4/8/2014	Ryan Braun	vs MIL
6/9/2015	Joey Votto	at CIN
8/12/2016	Charlie Blackmon	vs COL
4/11/2017	Yoenis Céspedes	vs NYM

\* 10-inning game

^ 12-inning game

## TWO HR, ONE INNING, PLAYER

6/2/1949	Andy Seminick vs CIN, 8th inning
6/11/1985	Von Hayes vs NYM, 1st inning*

\*First player in history to hit two homers in the first inning

## MOST HR, ONE INNING, CLUB

5	6/2/1949 vs CIN, 8th inning (Del Ennis, Andy Seminick (2), Willie Jones and Schoolboy Rowe)
---	---

## HOME RUNS – GAME

### MOST HOMERS IN A GAME – PHILLIES

HR	Date	Opponent	Players
7	9/8/1998 7/26/2018	vs NYM at CIN	Brogna (2), Sefcik (2), Estalella (2), Anderson Franco (2), Hoskins (2), Williams (2), Santana
6	5/11/1923 8/28/1948 6/2/1949 4/27/1965 10/3/1972 4/17/1976 8/12/1977 8/17/1985 5/30/1993 8/11/2004 7/9/2017	vs CHI at PIT vs CIN at SF at CHI at CHI at CHI at CHI at COL vs COL vs SD	Williams (3), Moka (2), Parkinson Ennis (2), Hamner, Lakeman, Seminick, Miller Seminick (3), Ennis, Jones, Rowe Allen (2), Covington, Gonzalez, Dalrymple, Callison Money (2), Luzinski (2), Harmon, B. Robinson Schmidt (4), Boone, Maddox McCarver (2), Carlton, Luzinski, Johnstone, Hutton Daulton (2), Schu, Samuel, Wilson, Schmidt Daulton (2), Greene, Duncan, Hollins, Batiste Thome (2), Wolf (2), Rollins, Utley Galvis (2), Altherr, Williams, Herrera, Rupp

### MOST HOMERS IN A GAME – OPPONENT

HR	Date	Opponent	Players
9	9/4/1999	vs CIN	Taubensee (2), Boone, Young, Hammonds, Vaughn, Reese, Johnson, Lewis
8	6/16/2015 8/24/2015 6/10/2019	at BAL vs NYM vs ARI	Machado (2), Parmelee (2), Davis, Flaherty, Lough, Paredes Flores (2), Cespedes, Cuddyer, d'Arnaud, Lagares, Murphy, Wright Escobar (2), Vargas (2), Avila, Dyson, Marte, Peralta
7	4/19/2005 4/30/2013 4/11/2017 6/29/2018	vs NYM at CLE vs NYM vs WSH	Diaz (2), Reyes (2), Mientkiewicz, Piazza, Wright Raburn (2), Brantley, Santana, Reynolds, Chisenhall, Stubbs Céspedes (3), Duda (2), Cabrera, d'Arnaud Soto (2), Goodwin, Harper, Rendon, Reynolds, Turner

### FIRST MAJOR LEAGUE HIT A HOME RUN

Date	Phillie	Opponent	Date	Phillie	Opponent
4/21/1898	Bill Duggleby * + #	vs New York Giants	9/22/1986	Jeff Bittiger +	at Pittsburgh
5/15/1922	Tom Sullivan +	at St. Louis	7/17/1988	Ricky Jordan ^	vs Houston
4/19/1938	Emmett Mueller #	vs Brooklyn	8/26/1988	Ron Jones	vs Los Angeles
8/21/1940	Charlie Frye +	at Chicago	9/27/1996	Bobby Estalella	at New York Mets
8/2/1941	Jim Carlin	at St. Louis	9/8/1998	Marlon Anderson #	vs New York Mets
7/5/1943	Bob Finley	vs St. Louis	4/24/2003	Chase Utley *	vs Colorado
9/15/1943	Andy Seminick	vs New York Giants	5/23/2009	John Mayberry Jr.	at New York Yankees
9/14/1949	Ed Sanicki #	at Pittsburgh	9/25/2012	Darin Ruf	vs Washington
7/11/1954	Jim Command *	at Brooklyn	8/22/2015	Darnell Sweeney (PH)	at Miami
9/21/1956	Bob Bowman	at New York Giants	4/10/2017	Brock Stassi	vs New York Mets
6/2/1957	Dick Farrell +	vs Brooklyn	9/14/2018	Mitch Walding	vs Miami
5/16/1975	Larry Christenson +	vs Atlanta			

\* Grand slam + Pitcher # 1st plate appearance ^ 1st at-bat (PH) Pinch-hit

### PITCHERS, CAREER (221 Home Runs)

11	Larry Christenson, Rick Wise
9	Steve Carlton, Schoolboy Rowe
7	Al Orth
6	Bill Duggleby
5	Robin Roberts
4	Grover Alexander, Ken Brett, Jim Bunning, Don Cardwell, Hal Carlson, Phil Collins, Charlie Ferguson, Tommy Greene, Randy Lerch, Lee Meadows, Robert Person, Jimmy Ring, Jack Taylor, Randy Wolf
3	Johnny Couch, Wayland Dean, Kevin Gross, Art Mahaffey, Claude Passeau
2	Dennis Bennett, Ed Daily, Curt Davis, Jack Fife, Woodie Fryman, Jack Knight, Cliff Lee, Ben Lively, Erskine Mayer, Bob Miller, Clarence Mitchell, David Palmer, Bucky Walters, Doc White
1	65 players

# HOME RUNS - SEASON

## 30 OR MORE, ONE SEASON

58	Ryan Howard (LH)	2006	33	Dick Allen	1968
48	Mike Schmidt	1980	33	Mike Schmidt	1985
48	Ryan Howard (LH)	2008	33	Pat Burrell	2008
47	Jim Thome (LH)	2003	33	Chase Utley (LH)	2008
47	Ryan Howard (LH)	2007	33	Ryan Howard (LH)	2011
45	Mike Schmidt	1979	32	Lefty O'Doul (LH)	1929
45	Ryan Howard (LH)	2009	32	Stan Lopata	1956
43	Chuck Klein (LH)	1929	32	Johnny Callison (LH)	1965
42	Jim Thome (LH)	2004	32	Dick Allen	1969
41	Cy Williams (LH)	1923	32	Pat Burrell	2005
40	Chuck Klein (LH)	1930	32	Chase Utley (LH)	2006
40	Dick Allen	1966	31	Don Hurst (LH)	1929
40	Mike Schmidt	1983	31	Chuck Klein	1931
39	Greg Luzinski	1977	31	Del Ennis	1950
38	Chuck Klein (LH)	1932	31	Johnny Callison (LH)	1964
38	Mike Schmidt	1975	31	Mike Schmidt	1981
38	Mike Schmidt	1976	31	Scott Rolan	1998
38	Mike Schmidt	1977	31	Mike Lieberthal	1999
37	Mike Schmidt	1986	31	Bobby Abreu (LH)	2001
37	Pat Burrell	2002	31	Chase Utley (LH)	2009
36	Mike Schmidt	1974	31	Ryan Howard (LH)	2010
36	Mike Schmidt	1984	30	Cy Williams (LH)	1927
36	Jayson Werth	2009	30	Del Ennis	1948
35	Greg Luzinski	1978	30	Willie Montanez (LH)	1971
35	Mike Schmidt	1982	30	Benito Santiago	1996
35	Mike Schmidt	1987	30	Bobby Abreu (LH)	2004
35	Bryce Harper (LH)	2019	30	Pat Burrell	2007
34	Deron Johnson	1971	30	Jimmy Rollins (SW)	2007
34	Greg Luzinski	1975			
34	Raúl Ibañez (LH)	2009			
34	Rhys Hoskins	2018			

LH - Left-handed batter; SW - Switch-hitter

## TRIOS, ONE SEASON

Ryan Howard	58
Chase Utley	32
Pat Burrell	29
<b>Total in 2006</b>	<b>119</b>
Ryan Howard	45
Jayson Werth	36
Raúl Ibañez	34
<b>Total in 2009</b>	<b>115</b>
Ryan Howard	48
Pat Burrell	33
Chase Utley	33
<b>Total in 2008</b>	<b>114</b>
Ryan Howard	47
Pat Burrell	30
Jimmy Rollins	30
<b>Total in 2007</b>	<b>107</b>
Chuck Klein	43
Lefty O'Doul	32
Don Hurst	31
<b>Total in 1929</b>	<b>106</b>
Jim Thome	42
Bobby Abreu	30
Pat Burrell	24
<b>Total in 2004</b>	<b>96</b>
Greg Luzinski	39
Mike Schmidt	38
Richie Hebner	18
<b>Total in 1977</b>	<b>95</b>
Bryce Harper	35
Rhys Hoskins	29
J.T. Realmuto	25
<b>Total in 2019</b>	<b>89</b>

## DUOS, ONE SEASON

Ryan Howard	58
Chase Utley	32
<b>Total in 2006</b>	<b>90</b>
Ryan Howard	48
Chase Utley	33
<b>Total in 2008</b>	<b>81</b>
Ryan Howard	48
Pat Burrell	33
<b>Total in 2007</b>	<b>81</b>
Ryan Howard	45
Jayson Werth	36
<b>Total in 2009</b>	<b>81</b>
Greg Luzinski	39
Mike Schmidt	38
<b>Total in 1977</b>	<b>77</b>
Ryan Howard	47
Pat Burrell	30
<b>Total in 2007</b>	<b>77</b>
Ryan Howard	47
Jimmy Rollins	30
<b>Total in 2007</b>	<b>77</b>
Chuck Klein	43
Lefty O'Doul	32
<b>Total in 1929</b>	<b>75</b>
Mike Schmidt	38
Greg Luzinski	34
<b>Total in 1975</b>	<b>72</b>
Jim Thome	42
Bobby Abreu	30
<b>Total in 2004</b>	<b>72</b>

## EACH PARK, ONE SEASON

1929	Chuck Klein
1941	Danny Litwhiler
1944	Ron Northey
1948	Del Ennis
1950	Andy Seminick
1950	Dick Sisler
1952	Del Ennis
1959	Wally Post
1979	Mike Schmidt

## MOST MULTIPLE HOME RUN GAMES

7	Dick Allen, 1968
	Ryan Howard, 2006
	Chase Utley, 2006
6	Cy Williams, 1923
	Chuck Klein, 1931
	Mike Schmidt, 1974
	Jim Thome, 2003
5	Greg Luzinski, 1977
	Mike Schmidt, 1980
	Mike Schmidt, 1983
	Von Hayes, 1989
	Chase Utley, 2005
	Ryan Howard, 2007
	Ryan Howard, 2008
	Ryan Howard, 2009

## MOST HOME RUNS AT HOME

29	Chuck Klein, 1932
	Ryan Howard, 2006
28	Jim Thome, 2003
26	Cy Williams, 1923
	Chuck Klein, 1930
	Ryan Howard, 2008
25	Chuck Klein, 1929
	Mike Schmidt, 1980
24	Dolph Camilli, 1936
23	Ryan Howard, 2007
22	Chuck Klein, 1931
	Deron Johnson, 1971
	Mike Schmidt, 1975
	Greg Luzinski, 1977

## MOST HOME RUNS ON THE ROAD

29	Mike Schmidt, 1979
	Ryan Howard, 2006
27	Ryan Howard, 2009
24	Ryan Howard, 2007
23	Dick Allen, 1966
	Mike Schmidt, 1980
	Jim Thome, 2004
22	Del Ennis, 1948
	Benito Santiago, 1996
	Ryan Howard, 2008
21	Mike Schmidt, 1976
	Mike Schmidt, 1977
	Mike Schmidt, 1983
	Mike Lieberthal, 1999
	Pat Burrell, 2008
	Raúl Ibañez, 2009

# HOME RUNS – SEASON

## MOST PLAYERS IN DOUBLE HOME RUN FIGURES

- |   |  |   |  |
|---|--|---|--|
| 10  | 2019 - Harper, Hoskins, Realmuto, Kingery, Franco, Hernández, Bruce, Miller, Segura, McCutchen | 7   | 2002 - Burrell, Abreu, Rolen, Lieberthal, Lee, Giambi, Rollins   |
| 9   | 2004 - Thome, Abreu, Burrell, Bell, Lieberthal, Polanco, Rollins, Utley, Michaels              | 2005 - Burrell, Utley, Abreu, Howard, Lieberthal, Rollins, Bell   | 2007 - Howard, Burrell, Rollins, Rowand, Utley, Victorino, Dobbs |
| 8   | 2017 - Franco, Joseph, Altherr, Hoskins, Herrera, Rupp, Galvis, Williams                       | 2008 - Howard, Burrell, Utley, Werth, Feliz, Victorino, Rollins   | 2009 - Howard, Werth, Ibañez, Utley, Rollins, Feliz, Victorino   |
| 7   | 1977 - Luzinski, Schmidt, Hebner, Johnstone, Maddox, Boone, McBride                            | 2011 - Howard, Ibañez, Victorino, Rollins, Mayberry, Pence, Utley | 2012 - Rollins, Pence, Ruiz, Howard, Mayberry, Utley, Wigginton  |
| 1987 - Schmidt, Samuel, Hayes, Parrish, James, Aguayo, Wilson           | 2018 - Hoskins, Santana, Franco, Herrera, Williams, Hernández, Alfaro                          |   |  |
| 1993 - Daulton, Incaviglia, Dykstra, Hollins, Kruk, Chamberlain, Duncan |  |   |  |
| 2001 - Abreu, Burrell, Rolen, Lee, Glanville, Rollins, Anderson         |  |   |  |

## CONSECUTIVE 20-HOME RUN SEASONS

Seasons	Player	Years
14	Mike Schmidt	1974-87
8	Pat Burrell	2001-08
7	Bobby Abreu	1999-2005
7	Ryan Howard	2005-11
6	Dick Allen	1964-69
5	Chuck Klein	1929-33
5	Del Ennis	1952-56
5	Scott Rolen	1997-01
5	Chase Utley	2005-09
4	Johnny Callison	1962-65
4	Greg Luzinski	1975-78

## MOST PLAYERS WITH 20 HOMERS

5	2007	Ryan Howard, Pat Burrell, Jimmy Rollins, Aaron Rowand, Chase Utley
	2009	Ryan Howard, Jayson Werth, Raúl Ibañez, Chase Utley, Jimmy Rollins
4	1962	Don Demeter, Johnny Callison, Roy Sievers, Tony Gonzalez
	1999	Mike Lieberthal, Scott Rolen, Rico Brogna, Bobby Abreu
	2001	Bobby Abreu, Pat Burrell, Scott Rolen, Travis Lee
	2005	Pat Burrell, Chase Utley, Bobby Abreu, Ryan Howard
	2006	Ryan Howard, Chase Utley, Pat Burrell, Jimmy Rollins
	2008	Ryan Howard, Pat Burrell, Chase Utley, Jayson Werth
	2016	Maikel Franco, Ryan Howard, Tommy Joseph, Freddy Galvis
	2018	Rhys Hoskins, Carlos Santana, Maikel Franco, Odúbel Herrera
3	1929	Chuck Klein, Lefty O'Doul, Don Hurst
	1950	Del Ennis, Willie Jones, Andy Seminick
	1965	Johnny Callison, Dick Stuart, Dick Allen
	1987	Mike Schmidt, Juan Samuel, Von Hayes
	1997	Scott Rolen, Rico Brogna, Mike Lieberthal
	2000	Scott Rolen, Bobby Abreu, Ron Gant
	2003	Jim Thome, Pat Burrell, Bobby Abreu
	2004	Jim Thome, Bobby Abreu, Pat Burrell
	2019	Bryce Harper, Rhys Hoskins, J.T. Realmuto

## 30 HOMERS AND 100 RBI, SAME SEASON

Year	Player	HR/RBI
1923	Cy Williams (LH)	41/114
1929	Chuck Klein (LH)	43/145
1929	Don Hurst (LH)	31/125
1929	Lefty O'Doul (LH)	32/122
1930	Chuck Klein (LH)	40/170
1931	Chuck Klein (LH)	31/121
1932	Chuck Klein (LH)	38/137
1950	Del Ennis	31/126
1964	Johnny Callison (LH)	31/104
1965	Johnny Callison (LH)	32/101
1966	Dick Allen	40/110
1974	Mike Schmidt	36/116
1975	Greg Luzinski	34/120
1976	Mike Schmidt	38/107
1977	Greg Luzinski	39/130
1977	Mike Schmidt	38/101
1978	Greg Luzinski	35/101
1979	Mike Schmidt	45/114
1980	Mike Schmidt	48/121
1983	Mike Schmidt	40/109
1984	Mike Schmidt	36/106
1986	Mike Schmidt	37/119
1987	Mike Schmidt	35/113
1998	Scott Rolen	31/110
2001	Bobby Abreu (LH)	31/110
2002	Pat Burrell	37/116
2003	Jim Thome (LH)	47/131
2004	Jim Thome (LH)	42/105
2004	Bobby Abreu (LH)	30/105
2005	Pat Burrell	32/117
2006	Ryan Howard (LH)	58/149
2006	Chase Utley (LH)	32/102
2007	Ryan Howard (LH)	47/136
2008	Ryan Howard (LH)	48/146
2008	Chase Utley (LH)	33/104
2009	Ryan Howard (LH)	45/141
2010	Ryan Howard (LH)	31/108
2011	Ryan Howard (LH)	33/116
2019	Bryce Harper (LH)	35/114

Schmidt is the leader with nine 30/100 seasons; Howard had six; Klein four; Luzinski, three; Callison, Abreu, Thome, Burrell and Utley, two; seven others had one each.

# GRAND SLAMS

## MOST – ONE SEASON

- 4 Vince DiMaggio, 1945
- 3 Chuck Klein, 1929 and 1932; Gene Freese, 1959; Bobby Abreu, 2005; Ryan Howard, 2009
- 2 George Harper, 1924; Cy Williams, 1925 and 1926; Russ Wrightstone, 1927; Dolph Camilli, 1937; Andy Seminick, Willie Jones and Del Ennis, 1950; Willie Jones, 1951; Don Demeter, 1962; Dick Stuart, 1965; Dick Allen, 1968; Mike Schmidt, 1973 and 1983; Greg Luzinski, 1976 and 1977; Dave Johnson, 1978; Darren Daulton, 1992 and 1993; Mariano Duncan, 1993; Benito Santiago, 1996; Pat Burrell, 2000; Ryan Howard, 2005, 2007, 2012 and 2016; Maikel Franco, 2017; Bryce Harper, 2019; J.T. Realmuto, 2019

## MOST – CAREER

- 15 Ryan Howard
- 7 Mike Schmidt
- 6 Bobby Abreu, Willie Jones, Chuck Klein, Cy Williams
- 5 Dick Allen, Pat Burrell, Darren Daulton, Del Ennis, Greg Luzinski, Andy Seminick Chase Utley
- 4 Vince DiMaggio, Maikel Franco, Mike Lieberthal, Jimmy Rollins, Russ Wrightstone
- 3 Aaron Altherr, Lave Cross, Don Demeter, George Harper, Fred Luderus, Garry Maddox, Sam Thompson, Jayson Werth
- 2 33 players
- 1 121 players

## MOST – ONE GAME, CLUB

- 2 4/28/1921 vs BOS: Ralph Miller and Lee Meadows
- 8/18/1997 vs SF: Billy McMillon and Mike Lieberthal
- 9/9/2003 at ATL: Tomas Perez and Jason Michaels
- 4/27/2009 vs WSH: Ryan Howard and Raúl Ibañez
- 4/7/2018 vs MIA: Maikel Franco and Aaron Altherr

## MOST – ONE SEASON, CLUB

- 11 2009: Ryan Howard (3), Jayson Werth and Pedro Feliz (2), Raúl Ibañez, Jimmy Rollins, Matt Stairs and Shane Victorino (1)
- 8 1993: Darren Daulton and Mariano Duncan (2), Kim Batiste, Jim Eisenreich, Pete Incaviglia and Mickey Morandini (1)
- 2005: Bobby Abreu (3), Ryan Howard (2), David Bell, Ramon Martinez and Chase Utley (1)
- 7 1976: Greg Luzinski (2), Dick Allen, Bob Boone, Ollie Brown, Garry Maddox and Bobby Tolan (1)

## EXTRA INNINGS

9/4/1924	Cy Williams	vs NYG	10th
7/18/1925	Cy Williams	vs CHI	10th
9/9/1958	Wally Post	vs LAD	10th
9/16/1967	Rick Joseph	vs LAD	11th
6/20/1971	Deron Johnson	at NYM	11th
7/11/1983	Mike Schmidt	at CIN	11th
9/17/1989	John Kruk	vs STL	12th
8/6/1991	Dale Murphy	vs CHI	11th
9/21/2005	Ryan Howard	at ATL	10th
6/4/2013	John Mayberry Jr.	vs MIA	11th

## PINCH-HITTERS

4/15/1926	Cy Williams	vs BOS	(Larry Benton)
5/2/1943	Schoolboy Rowe	vs BOS	(Alva Javery)
5/18/1945	Jimmie Foxx	vs STL	(Ken Burkhardt)
6/2/1945	Vince DiMaggio	vs PIT	(Al Gerheuser)
4/18/1959	Gene Freese	vs CIN	(Mike Cuellar)
5/26/1963	Roy Sievers	vs CIN	(Bill Henry)
9/16/1967	Rick Joseph	vs LAD	(Ron Perranoski)*
7/19/1970	Jim Hutto	vs LAD	(Jim Brewer)
4/30/1978	Davey Johnson	vs SD	(Bob Shirley)
6/3/1978	Davey Johnson	vs LAD	(Terry Forster)
7/8/1978	Bake McBride	vs MTL	(Rudy May)
9/2/1983	Ozzie Virgil	vs SF	(Gary Lavelle)
8/23/1995	Jim Eisenreich	vs SD	(Dustin Hermanson)
4/20/2001	Kevin Jordan	vs ATL	(Marc Valdes)
6/1/2005	Chase Utley	vs SF	(LaTroy Hawkins)
9/18/2006	Jose Hernandez	vs CHI	(Sean Marshall)
5/9/2007	Ryan Howard	at ARI	(Brandon Medders)
9/16/2007	Greg Dobbs	at NYM	(Jorge Sosa)
9/10/2009	Matt Stairs	at WSH	(Zack Segovia)
4/9/2011	Carlos Ruiz	at ATL	(Scott Linebrink)
5/16/2012	Hector Luna	at CHI	(Michael Bowden)
8/19/2017	Ty Kelly	at SF	(Cory Gearrin)

\*11th inning

## PITCHERS

4/21/1898	Bill Duggleby	vs NYG	(Cy Seymour)
4/28/1921	Lee Meadows	vs BOS	(Jack Scott)
5/12/1925	Jimmy Ring	vs PIT	(Vic Aldridge)
6/23/1929	Phil Collins	vs BOS	(Kent Greenfield)
5/2/1943	Schoolboy Rowe	vs BOS	(Alva Javery)
8/2/1962	Art Mahaffey	vs NYM	(Craig Anderson)
8/28/1971	Rick Wise	vs SF	(Don McMahon)
6/24/1974	Jim Lonborg	vs MTL	(Chuck Taylor)
9/27/1977	Larry Christenson	vs CHI	(Dennis Lamp)
5/16/1984	Steve Carlton	at LAD	(Fernando Valenzuela)
8/25/1995	Jeff Juden	vs LAD	(John Cummings)
6/2/2002	Robert Person	vs MTL	(Bruce Chen)

## ULTIMATE GRAND SLAMS

**Grand slam to win the game in the last inning while down by three runs.**

Tony Taylor	8/2/1970 vs SF	off Mike Davidson	0 outs
Bo Diaz	4/13/1983 vs NYM	off Neil Allen	2 outs

## INSIDE-THE-PARK HOME RUNS

### INSIDE-THE-PARK, SEASON (Since 1900)

#### Individual

5	Red Dooin, 1904
4	Sherry Magee, 1907 Beals Becker, 1913
3	John Titus, 1904 Kitty Bransfield, 1905 Sherry Magee, 1911 Dick Allen, 1966

#### Team

16	1904
10	1913
9	1907
7	1905, 1909, 1911
6	1917, 1923, 1957

### INSIDE-THE-PARK GRAND SLAMS

Red Dooin	10/1/1904 vs PIT (gm 2)
Kitty Bransfield	8/18/1906 at STL
Irish Meusel	8/23/1918 at CIN
George Harper	7/25/1924 vs CHI
Willie Jones	6/19/1951 at PIT
Ted Kazanski	8/8/1956 at NYG
Aaron Altherr	9/25/2015 at WSH

### EXTRA-INNING INSIDE-THE-PARK HR

Del Ennis	9/21/1947 at NYG (11th)
Dick Allen	9/25/1964 vs MIL (10th)
Johnny Callison	6/11/1965 vs HOU (10th)
Dick Allen	8/1/1966 vs HOU (10th)
Bob Dernier	5/15/1989 vs SF (12th)
Bobby Abreu	8/27/2000 vs SF (10th)

### INSIDE-THE-PARK, CAREER

There have been 249 inside-the-park homers by  
118 players since 1900:

- Sherry Magee
- John Titus
- Red Dooin
- Richie Ashburn, Kitty Bransfield
- Dick Allen, Beals Becker, Elmer Flick, Possum Whitted
- Shad Berry, Mickey Doolan, Hans Lobert, Fred Luderus, Jimmy Rollins, Roy Thomas
- Bobby Abreu, Harry Anderson, Johnny Bates, Larry Bowa, Johnny Callison, Gavvy Cravath, George Harper, Ted Kazanski, Chuck Klein, Nap Lajoie, Freddy Leach, Irish Meusel, Dode Paskert, Mike Schmidt, Milt Stock, Chase Utley, Cy Williams (17 players)
- Dave Bancroft, Ed Delahanty, Denny Doyle, Bill Duggleby, Barney Friberg, Kid Gleason, Eddie Grant, Von Hayes, Walter Holke, Cliff W. Lee, Johnny Lush, Ron Northey, Juan Samuel, Andy Seminick, Denny Sothorn, Bill White, Pinky Whitney, Russ Wrightstone (18 players)
- Aaron Altherr, Doug Baird, Juan Bell, John Bolling, Bob Boone, Ed Bouchee, Frank Bruggy, Dave Cash, Frank Corridon, Ernie Courtney, Monte Cross, Tony Curry, Kiddo Davis, Spud Davis, Bob Dernier, Vance Dinges, Joe Dolan, Klondike Douglass, Jack Doyle, Lenny Dykstra, Del Ennis, Johnny Evers, Chico Fernandez, Art Fletcher, Ron Gant, Doug Glanville, Tony Gonzalez, Granny Hamner, Terry Harmon, Rudy Hulswitt, Willie Jones, Kevin Jordan, Oscar Judd\*, Bill Killefer, Scott Kingery, Otto Knabe, Bevo LeBourveau, Hal Lee, Joe Lonnett, Bake McBride, Ed McFarland, Rube Melton\*, Johnny Mokon, John Monroe, Mickey Morandini, Fred Osborn, Buz Phillips\*, Wally Post, Goldie Rapp, Cookie Rojas, Scott Rolen, Heinie Sand, Paul Sentelle, Curt Simmons\*, Casey Stengel, Tony Taylor, Al Todd, Shane Victorino, Harry Walker, Lee Walls, Jayson Werth, Doc White, Del Wilber, Nick Williams, Glenn Wilson, Jimmy Wilson, Harry Wolverton, Chief Zimmer (68 players)

\* Pitcher

## WALK-OFF HOME RUNS

There have been 200 walk-off home runs hit by 123 players since 1900:

- Mike Schmidt
- Ryan Howard, Cy Williams
- Dick Allen, Johnny Callison, Gavvy Cravath, Del Ennis, Von Hayes
- Bobby Abreu, Pat Burrell, Tony Gonzalez, Stan Lopata, Johnny Moore, Scott Rolen, Jim Tabor, Chase Utley
- Luis Aguayo, Cody Asche, Bobby Bragan, Ollie Brown, Maikel Franco, Freddy Galvis, Granny Hamner, Raúl Ibañez, Willie Jones, John Kruk, Hans Lobert, Fred Luderus, Willie Montanez, Lefty O'Doul, John Peters, Jimmy Rollins, Carlos Ruiz, Andy Seminick, Dickie Thon, Manny Trillo, Jayson Werth, Possum Whitted (22 players)
- Bill Atwood, Dave Bancroft, Kim Batiste, David Bell, John Briggs, Reid Brignac, Smoky Burgess, Marlon Byrd, Asdrúbal Cabrera, Dolph Camilli, Domingo Cedenó, Bud Clancy, Wes Covington, Darren Daulton, Spud Davis, Bob Dernier, Bo Diaz, Vince DiMaggio, David Doster, Johnny Estrada, Pedro Feliz, Art Fletcher, Tom Foley, Jeff Francoeur, Kevin Frandsen, Chick Fraser, Doug Glanville, Bryce Harper, George Harper, Charlie Hayes, Richie Hebner, Don Hurst, Rick Joseph, Davey Johnson, Deron Johnson, Chuck Klein, Andrew Knapp, Al Lakeman, Freddy Leach, Ricky Ledee, Cliff W. Lee, Travis Lee, Mike Lieberthal, Tony Longmire, Greg Luzinski, Len Matuszek, Sherry Magee, Gary Matthews, John Mayberry Jr., Bake McBride, Irish Meusel, Johnny Mokon, Don Money, John Morris, Dale Murphy, Bert Niehoff, Frank Parkinson, Hunter Pence, Tomas Perez, Tony Perez, Trevor Plouffe, Plácido Polanco, Wally Post, Todd Pratt, Sean Rodríguez, John Russell, Juan Samuel, Brian Schneider, Howie Schultz, Jean Segura, Roy Sievers, Bobby Smith, Jeff Stone, Tony Taylor, Frank Thomas, Jim Thome, Del Unser, Shane Victorino, Ozzie Virgil, John Yukovich, Curt Walker, Bill White, Mark Whiten, Jimmy Wilson, Todd Zeile (85 players)



# RUNS BATTED IN

## BY THE MONTH

April	Ryan Howard, 2011 (27)
May	Cy Williams, 1923 (44)
June	Chuck Klein, 1930 (36)
July	Chuck Klein, 1929 (40)
August	Ryan Howard, 2006 (41)
September	Ryan Howard, 2008 (32)

## MOST IN ONE MONTH

44	Cy Williams, 1923 (May)
41	Ryan Howard, 2006 (August)
40	Chuck Klein, 1929 (July)
39	Del Ennis, 1950 (July)
38	Pinky Whitney, 1932 (July)
38	Chuck Klein, 1930 (July)
36	Chuck Klein, 1930 (June)
35	Ryan Howard, 2006 (May)
34	Don Hurst, 1929 (July)
34	Dick Allen, 1966 (June)
33	Chuck Klein, 1929 (May)
33	Chuck Klein, 1932 (June)
33	Greg Luzinski, 1973 (June)
33	Ryan Howard, 2009 (August)
32	Don Hurst, 1932 (May)
32	Chuck Klein, 1930 (May)
32	Del Ennis, 1954 (May)
32	Mike Schmidt, 1974 (June)
32	Greg Luzinski, 1977 (July)
32	Mike Schmidt, 1979 (July)
32	Ryan Howard, 2008 (September)

## MOST CONSECUTIVE GAMES WITH AN RBI

10	Pinky Whitney, 1931 Bobby Abreu, 2005
9	Pinky Whitney, 1928 Don Hurst, 1932 Ryan Howard, 2006 (twice) Chase Utley, 2008
8	Don Hurst, 1929 Buzz Arlett, 1931 Don Hurst, 1932 Chuck Klein, 1932 Wes Schulmerich, 1933 Del Ennis, 1955 Mike Schmidt, 1984 Darren Daulton, 1992 Todd Zeile, 1996 Rico Brogna, 1998 Rico Brogna, 1999 Jim Thome, 2003

## MOST, ONE GAME – PHILLIES

RBI	Player	Date	Opponent
8	Kitty Bransfield	7/11/1910	at Pittsburgh
	Gavvy Cravath	8/8/1915	at Cincinnati
	Willie Jones	8/20/1958	at St. Louis
	Mike Schmidt	4/17/1976 (10 inn.)	at Chicago
7	Jayson Werth	5/16/2008	vs Toronto
	Ed Delahanty	7/13/1896	at Chicago
	Lee King	4/28/1922	at Brooklyn
	Johnny Mokan	5/11/1923	vs St. Louis
	Cy Williams	5/11/1923	vs St. Louis
	Russ Wrightstone	6/11/1926	vs Pittsburgh
	Cy Williams	5/20/1927	vs Cincinnati
	Dolph Camilli	4/19/1935	vs New York Giants
	Granny Hamner	7/17/1948	at St. Louis
	Del Ennis	7/27/1950	vs Chicago
	Del Ennis	7/23/1955	vs St. Louis
	Don Demeter	9/12/1961	at Los Angeles
	Dick Allen	9/29/1968	at New York Mets
Greg Luzinski	6/11/1977	at Atlanta	
Rico Brogna	8/25/1999	vs San Diego	
Robert Person	6/2/2002	vs Montreal	
Ryan Howard	6/20/2006	vs New York Yankees	
Carlos Ruiz	5/2/2012 (11 inn.)	at Atlanta	

## MOST, ONE GAME – OPPONENT

RBI	Player	Date	Opponent
9	Erubiel Durazo	5/17/2002	at Arizona
8	Babe Herman	7/20/1933	at Chicago
	Mel Ott	5/11/1936	vs New York Giants
7	Alex Kampouris	5/9/1937	vs Cincinnati
	Ed Bailey	7/22/1965	at Chicago
	Chris Speier	9/22/1982	at Montreal
	George Kelly	7/25/1928	vs Cincinnati
	Pie Traynor	6/6/1930	vs Pittsburgh
	Frank Demaree	7/26/1936	vs Chicago
	Dom Dallessandro	8/26/1941	vs Chicago
	Johnny Bench	5/9/1973	vs Cincinnati
	Joe Morgan	8/19/1974	at Cincinnati
	Bill Buckner	5/17/1979	at Chicago
	George Hendrick	6/29/1982	vs St. Louis
	Will Clark	7/14/1991	vs San Francisco
	Mike Piazza	8/27/1995	vs Los Angeles
	Gary Sheffield	9/18/1995	vs Florida
	Jeff Blauser	5/11/1996	vs Atlanta
	Mark McGwire	5/18/2000	vs St. Louis
	Jeff Bagwell	8/13/2000	vs Houston
Aramis Ramirez	9/18/2006	vs Chicago	
Jason Giambi	5/19/2011	vs Colorado	
Billy Butler	4/7/2013	vs Kansas City	
Adeiny Hechavarria	5/5/2013	vs Miami	
Ryan Braun	4/8/2014	vs Milwaukee	
José Bautista	8/16/2018 (gm 1)	vs New York Mets	

## NL TRIPLE CROWN WINNERS

Year	Player	Club	AVG	HR	RBI
1912	Heinie Zimmerman	Cubs	.372	14	103
1922	Rogers Hornsby	Cardinals	.401	42	152
1925	Rogers Hornsby	Cardinals	.403	39	143
1933	Chuck Klein	PHILLIES	.368	28	120
1937	Joe Medwick	Cardinals	.374	31	154

# PINCH HITTING

## TEAM TOTALS

## TEAM LEADER, AVERAGE (Min. 16 AB)

AVG	AB	H	HR	RBI	Year	Player(s)	AVG	AB	H	HR	RBI
.250	124	31	2	21	1950	Dick Whitman	.308	39	*12	0	5
.167	146	29	2	14	1951	Bill Nicholson	.306	36	11	0	9
.204	113	23	4	16	1952	Bill Nicholson	.250	32	8	3	10
.219	137	30	2	19	1953	Connie Ryan	.350	20	7	1	4
						Eddie Waitkus	.350	20	7	0	1
.225	120	27	2	20	1954	Smoky Burgess	.353	17	6	1	7
.210	138	29	2	16	1955	Glen Gorbous	.265	34	9	1	3
.217	180	39	2	39	1956	Solly Hemus	.273	33	9	0	0
.178	163	29	5	21	1957	Ron Northey	.269	26	7	1	5
*.308	208	*64	*11	*64	1958	Bob Bowman	*.419	31	13	3	9
.247	215	53	*9	53	1959	Dave Philley	.395	38	15	0	11
.195	261	51	4	30	1960	Bobby Gene Smith	.315	35	11	1	8
.219	260	57	2	30	1961	Tony Gonzalez	.375	16	6	1	3
.203	227	46	2	28	1962	Wes Covington	.300	30	9	0	6
.198	217	43	*8	*36	1963	Wes Covington	.320	25	8	2	9
.232	215	50	2	*30	1964	John Herrnstein	.333	21	7	1	5
.202	228	46	2	24	1965	Alex Johnson	.296	27	8	1	1
.212	208	44	1	19	1966	Doug Clemens	.245	49	12	0	8
.184	255	47	3	26	1967	Doug Clemens	.204	54	11	0	4
.242	186	*45	*5	23	1968	Rick Joseph	.292	24	7	2	3
.156	173	27	0	14	1969	Terry Harmon	.222	18	4	0	0
.242	207	50	*6	41	1970	Rick Joseph	.297	37	11	3	7
.196	184	36	3	17	1971	Byron Browne	.259	27	7	1	2
.213	221	*47	*5	21	1972	Tommy Hutton	*.421	19	8	0	3
.256	227	58	4	29	1973	M. Rogodzinski	.340	47	*16	2	7
.281	210	59	*9	41	1974	Tony Taylor	.370	46	17	2	12
.247	247	61	4	42	1975	Jay Johnstone	.400	25	10	1	6
.233	215	50	1	21	1976	Ollie Brown	.346	26	9	1	8
.249	213	53	2	42	1977	Dave Johnson	.346	26	9	1	11
.193	218	42	*8	40	1978	Dave Johnson	.316	19	6	2	11
.229	218	50	5	29	1979	Del Unser	.304	46	14	4	14
.276	174	48	0	25	1980	Del Unser	.316	38	12	0	6
.227	132	30	2	17	1981	George Vukovich^	.455	11	5	1	3
.217	189	41	0	23	1982	Greg Gross	.358	53	*19	0	7
.242	227	55	4	35	1983	Pete Rose	.364	22	8	0	2
.241	290	70	10	60	1984	Len Matuszek	.417	24	10	3	10

\* League leader; # Tied for league lead; ^ Min. 10 AB due to strike

### MOST PINCH HITS, CAREER

117	Greg Gross (LH)
54	Tony Taylor
52	Tommy Hutton (LH)
51	Greg Dobbs (LH)
47	Tim McCarver (LH)
45	Kevin Jordan
43	Ricky Jordan
37	Ruben Amaro Jr. (SW)
37	Dave Philley (SW)
36	Jason Michaels
35	John Briggs (LH)
35	Del Unser (LH)
34	Kevin Sefcik
34	Cy Williams (LH)
33	Wes Covington (LH)
33	Ross Gload (LH)

### MOST PINCH HITS, SEASON

22	Greg Dobbs (LH), 2008
20	Roy (Doc) Miller, 1913 (LH)
19	Greg Gross, 1982 (LH)
18	Rene Montague, 1945 (LH)
	Dave Philley, 1958 (SW)
	Ross Gload, 2011 (LH)
17	Tony Taylor, 1974
16	Mike Rogodzinski, 1973 (LH)
	Ricky Jordan, 1993
	David Dellucci, 2006 (LH)
15	Harry McCurdy, 1933 (LH)
	Schoolboy Rowe, 1943
	Dave Philley, 1959 (LH)
	Greg Gross, 1987 (LH)
	Kevin Jordan, 1998
	Ross Gload, 2010 (LH)

# PINCH HITTING

## TEAM TOTALS

## TEAM LEADER, AVERAGE (Min. 16 AB)

AVG	AB	H	HR	RBI	Year	Player(s)	AVG	AB	H	HR	RBI
.205	244	50	4	29	1985	Jeff Stone	.278	18	5	1	1
.267	224	60	6	32	1986	Jeff Stone	.333	21	7	1	3
.233	258	60	4	21	1987	Keith Hughes	.421	19	8	0	3
.230	243	56	1	23	1988	Tommy Barrett	.381	21	8	0	2
.199	286	57	3	30	1989	Randy Ready	.263	19	5	1	3
.211	246	52	4	29	1990	Randy Ready	.267	45	12	0	5
.241	245	59	2	33	1991	Jim Lindeman	.361	36	13	0	2
.233	219	51	4	26	1992	Jim Lindeman	.400	20	8	1	5
.253	198	50	2	26	1993	Milt Thompson	.320	25	8	0	3
.272	147	40	3	27	1994	Pete Incaviglia	.350	20	7	1	3
.233	215	50	7	37	1995	Tony Longmire	.303	33	19	3	11
.216	213	46	5	26	1996	Ruben Amaro Jr.	.387	31	12	1	10
.183	246	45	3	26	1997	Kevin Sefcik	.316	19	6	0	0
.232	224	52	5	30	1998	Kevin Jordan	.278	54	15	2	10
.255	204	52	5	29	1999	Alex Arias	*.545	22	12	0	9
.199	231	46	2	19	2000	Brian R. Hunter	.225	40	9	1	4
.242	198	48	6	37	2001	Brian L. Hunter	.364	33	12	2	9
.220	209	46	5	30	2002	Doug Glanville	.350	20	7	0	2
.244	213	52	5	23	2003	Tyler Houston	.448	29	13	0	8
.240	225	54	9	35	2004	Chase Utley	.355	31	11	3	10
.233	227	53	4	37	2005	Endy Chavez	.250	44	11	0	5
.209	273	57	3	29	2006	David Dellucci	.267	60	16	1	11
.230	230	53	9	*57	2007	Jayson Werth	.353	17	6	2	5
.253	253	*64	*9	41	2008	Pedro Feliz	.438	16	7	1	5
.186	237	44	#9	36	2009	Matt Stairs	.210	62	13	*5	15
.188	240	45	8	31	2010	Ben Francisco	.282	39	11	0	7
.236	229	54	4	27	2011	Ben Francisco	.269	26	7	0	4
.206	238	49	5	23	2012	John Mayberry Jr.	.304	23	7	0	1
.222	234	52	4	29	2013	Kevin Frandsen	.250	56	14	1	10
.182	220	40	5	27	2014	John Mayberry Jr.	.391	23	9	3	11
.251	231	58	*10	39	2015	Jeff Francoeur	.367	30	11	1	11
.157	235	37	4	22	2016	Ryan Howard	.211	19	4	0	3
						Jimmy Paredes	.211	38	8	1	5
.255	208	53	4	26	2017	Cameron Perkins	.333	18	6	1	2
.208	260	54	5	32	2018	Nick Williams	.357	28	10	3	8
.203	286	58	9	26	2019	Phil Gosselin	.313	32	10	0	3

\* League leader; # Tied for league lead

## PINCH HOMERS, CAREER

There have been 382 pinch homers hit in Phillies history by 209 players:

- 9 Cy Williams
- 7 Greg Dobbs, Ricky Ledee, Matt Stairs
- 6 Gavy Cravath, Ryan Howard, Kevin Jordan, Rick Joseph, John Mayberry Jr., Del Unser
- 5 Gene Freese, Bill Nicholson, Chase Utley
- 4 Bob Bowman, Ollie Brown, Johnny Callison, Dave Hollins, Wally Post, Rip Repulski
- 3 Luis Aguayo, Andrés Blanco, Rob Ducey, Ross Gload, Jeff Grotewold, Von Hayes, Tommy Hutton, Dave Johnson, Deron Johnson, Tony Longmire, Stan Lopata, Jerry Martin, Len Matuszek, Jason Michaels, Darin Ruf, John Russell, Tony Taylor, Shane Victorino, Nick Williams
- 2 49 players
- 1 122 players

## PINCH HOMERS, CONSECUTIVE AT-BATS

- 3 Del Unser 6/30, 7/5, 7/10/1979
- 2 Cy Williams 6/2, 6/6/1928
- Lefty O'Doul 9/9, 9/13/1930
- Rip Repulski 8/22, 8/24/1958
- Gene Freese 4/18, 4/23/1959
- Jerry Martin 5/18, 5/26/1978
- Jeff Grotewold 7/7 (game 2), 7/8/1992

# PINCH HITTING

## YEARLY LEADERS IN PINCH HITS

Year	PH	Player
1883-91		No player had a PH
1892	1	Charlie Reilly*
1893	2	John Sharrott*
1894	2	Mike Grady*
1895	2	Tuck Tucker*
1896	1	Ed Delahanty
	1	Bill Hulen
1897	1	Jack Boyle
	1	Kid Carsey
	1	Jack Clements
	1	Billy Nash
	1	Al Orth
1898	2	Al Orth
1899	2	Pearce Chiles
	2	Ed Delahanty
	2	Nap Lajoie
1900	1	Klondike Douglass
1901	1	Jack Dunn
	1	Al Orth
	1	Rabbit Slagle
1902	2	Fred Jacklitsch
1903	3	Red Dooin
	3	Frank Roth
1904	4	Frank Roth*
1905	3	Red Dooin
	3	Hugh Duffy
	3	Otto Krueger
1906	1	Jerry Donovan
	1	Red Dooin
	1	John Lush
	1	John Titus
	1	Joe Ward
1907	7	Wilfred Osborn*
1908	3	Ernie Courtney
1909	5	Joe Ward
1910	3	Red Dooin
	3	Jimmy Walsh
1911	4	John Titus
1912	7	Roy Miller
1913	20	Roy Miller*
1914	10	Josh Devore
1915	3	Dode Paskert
	3	Bud Weiser
1916	6	Claude Cooper
1917	5	Frank Schulte
1918	8	Mike Fitzgerald*
1919	6	Gavvy Cravath
1920	12	Gavvy Cravath*
1921	9	Bevo LeBoureau
1922	4	Bevo LeBoureau
1923	6	Clarence Mitchell
1924	7	Butch Henline
1925	6	Russ Wrightstone

Year	PH	Player
1926	6	Wayland Dean
1927	7	Jack Scott
1928	7	Cy Williams
1929	9	Cy Williams
1930	8	Harry McCurdy
	8	Tripp Sigman
	8	Cy Williams
1931	7	Harry McCurdy
1932	5	Fred Brickell
1933	15	Harry McCurdy*
1934	7	Harvey Hendrick
1935	5	Al Todd
1936	8	Jimmy Wilson
1937	7	Earl Browne
	7	Johnny Moore
1938	5	Cap Clark
1939	8	Emmett Mueller
1940	4	Herschel Martin
	4	Emmett Mueller
	4	Bennie Warren
1941	5	Chuck Klein
	5	John Rizzo
1942	5	Earl Naylor
1943	15	Schoolboy Rowe*
1944	8	Coaker Triplett
1945	18	Rene Monteagudo*
1946	8	Lou Novikoff
1947	9	Charlie Gilbert
1948	7	Bama Rowell
	7	Harry Walker
1949	7	Buddy Blattner
1950	12	Dick Whitman*
1951	11	Bill Nicholson
1952	8	Bill Nicholson
1953	7	Connie Ryan
	7	Eddie Waitkus
1954	6	Smoky Burgess
1955	9	Glen Gorbous
1956	14	Frank Baumholtz*
1957	7	Ron Northey
1958	18	Dave Philley*
1959	15	Dave Philley
1960	12	Clay Dalrymple
1961	6	Tony Gonzalez
1962	9	Wes Covington
1963	8	Wes Covington
1964	7	John Herrnstein
1965	8	Alex Johnson
1966	12	Doug Clemens
1967	11	Doug Clemens
1968	11	Rick Joseph
1969	4	Terry Harmon
1970	11	Rick Joseph

Year	PH	Player
1971	7	Byron Browne
1972	8	Tommy Hutton
1973	16	Mike Rogodzinski*
1974	17	Tony Taylor
1975	11	Tommy Hutton
1976	9	Ollie Brown
1977	10	Tommy Hutton
1978	9	Jose Cardenal
1979	14	Del Unser
	14	Greg Gross
1980	12	Del Unser
1981	6	Greg Gross
1982	19	Greg Gross*
1983	11	Joe Lefebvre
1984	13	Greg Gross
1985	7	Greg Gross
	7	Derrell Thomas
1986	13	Greg Gross
1987	15	Greg Gross
1988	13	Greg Gross
1989	11	Curt Ford
1990	12	Randy Ready
1991	13	Jim Lindeman
1992	13	Jeff Grotewold
1993	16	Ricky Jordan
1994	8	Tony Longmire
1995	12	Gary Varsho
1996	12	Ruben Amaro
1997	13	Kevin Jordan
1998	15	Kevin Jordan
1999	14	Kevin Sefcik
2000	14	Rob Ducey
2001	12	Brian L. Hunter
2002	11	Jason Michaels
2003	13	Tyler Houston
2004	11	Chase Utley
2005	11	Endy Chavez
2006	16	David Dellucci
2007	14	Greg Dobbs
2008	22	Greg Dobbs*
2009	13	Matt Stairs
2010	15	Ross Gload
2011	18	Ross Gload*
2012	7	John Mayberry Jr.
2013	14	Kevin Frandsen*
2014	9	John Mayberry Jr.
2015	11	Jeff Francoeur
2016	8	Jimmy Paredes
2017	9	Daniel Nava
2018	10	Nick Williams
2019	10	Phil Gosselin

\* League leader

### MOST PINCH HOMERS, SEASON – PLAYER

5	Gene Freese (1959), Matt Stairs (2009)
4	Rip Repulski (1958), Del Unser (1979)
3	Cy Williams (1928), Bill Nicholson (1952), Bob Bowman (1958), Wally Post (1958), Rick Joseph (1970), Jerry Martin (1978), Len Matuszek (1984), Dave Hollins (1990)*, Jeff Grotewold (1992), Tony Longmire (1995), Ricky Ledee (2002), Chase Utley (2004), Ross Gload (2010), John Mayberry Jr. (2014), Nick Williams (2018)

\* Hit one from each side of the plate

### MOST PINCH HOMERS, SEASON – TEAM

1958	11
1984	10
2015	10
1959	9
1974	9
2004	9
2007	9
2008	9
2009	9
2019	9

# SEASON LEADERS

## .300 BATTING AVERAGE

### Minimum 400 AB

<p>1900 Flick (LH) ..... 378 Lajoie ..... 346 Delahanty ..... 323 Thomas (LH) ..... 316</p> <p>1901 Delahanty ..... 354 Flick (LH) ..... 336 Thomas (LH) ..... 309</p> <p>1903 Thomas (LH) ..... 327 Keister ..... 320 Wolverton ..... 308</p> <p>1905 Thomas (LH) ..... 317 Titus (LH) ..... 308</p> <p>1907 Magee ..... 328</p> <p>1908 Bransfield ..... 304</p> <p>1910 Magee ..... *331 Bates (LH) ..... 305</p> <p>1911 Luderus (LH) ..... 301</p> <p>1912 Paskert ..... 315 Magee ..... 306</p> <p>1913 Cravath ..... 341 Magee ..... 306 Lobert ..... 300</p> <p>1914 Becker (LH) ..... 325 Magee ..... 314</p> <p>1915 Luderus (LH) ..... 315</p> <p>1919 Meusel ..... 305</p> <p>1920 C. Williams (LH) .. 325 Meusel ..... 309</p> <p>1921 C. Williams (LH) .. 320</p> <p>1922 Walker (LH) ..... 337 C. Lee ..... 322 Henline ..... 316 C. Williams (LH) .. 308</p> <p>1923 Tierney ..... 317 Mokan ..... 313 Holke ..... 311</p> <p>1924 C. Williams (LH) .. 328 Holke ..... 300</p> <p>1925 Harper (LH) ..... 349 Fonseca ..... 319</p> <p>1926 Leach (LH) ..... 329 Mokan ..... 303</p> <p>1927 Leach (LH) ..... 306 Wrightstone (LH) 306 F. Thompson ..... 303</p> <p>1928 Leach (LH) ..... 304 Whitney ..... 301</p> <p>1929 O'Doul (LH) ..... *398 Klein (LH) ..... 356 Whitney ..... 327 F. Thompson ..... 324 Hurst (LH) ..... 304 Frlberg (LH) ..... 301</p> <p>1930 Klein (LH) ..... 386 O'Doul (LH) ..... 383 Whitney ..... 342</p> <p>1931 Klein (LH) ..... 337 Arlett ..... 313 Hurst (LH) ..... 305</p> <p>1932 Klein (LH) ..... 348 Hurst (LH) ..... 339 S. Davis ..... 336 K. Davis ..... 309 Bartell ..... 308 Lee ..... 303</p> <p>1933 Klein (LH) ..... *368 S. Davis ..... 349 Fullis ..... 309</p>	<p>1934 Moore (LH) ..... 343 E. Allen ..... 330 Bartell ..... 310 Chiozza (LH) ..... 304</p> <p>1935 Moore (LH) ..... 323 E. Allen ..... 307</p> <p>1936 Moore ..... 328 Camilli (LH) ..... 315 Klein (LH) ..... 309</p> <p>1937 Whitney ..... 341 Camilli (LH) ..... 339 Klein (LH) ..... 325</p> <p>1939 Arnovich ..... 324</p> <p>1941 Etten (LH) ..... 311 Litwhiler ..... 305</p> <p>1945 Wasdell ..... 300</p> <p>1946 Ennis ..... 313</p> <p>1947 Walker (LH) ..... *363</p> <p>1948 Ashburn (LH) ... 333</p> <p>1949 Ennis ..... 302</p> <p>1950 Ennis ..... 311 Ashburn (LH) ..... 303</p> <p>1951 Ashburn (LH) ..... 344</p> <p>1953 Ashburn (LH) ..... 330</p> <p>1954 Ashburn (LH) ..... 313</p> <p>1955 Ashburn (LH) ..... *338</p> <p>1956 Ashburn (LH) ..... 303</p> <p>1958 Ashburn (LH) ... *350 H. Anderson (LH) 301</p> <p>1962 Demeter ..... 307 Gonzalez (LH) ..... 302 Callison (LH) ..... 300</p> <p>1963 Gonzalez (LH) ..... 306</p> <p>1964 Allen ..... 318</p> <p>1965 Rojas ..... 303 Allen ..... 302</p> <p>1966 Allen ..... 317</p> <p>1967 Gonzalez (LH) ... 339 Allen ..... 307</p> <p>1970 Taylor ..... 301</p> <p>1974 Montanez (LH) ... 304 Cash ..... 300</p> <p>1975 Bowa (SW) ..... 305 Cash ..... 305 Luzinski ..... 300</p> <p>1976 Maddox ..... 330 Johnstone (LH) .. 318 Luzinski ..... 304</p> <p>1977 McBride (LH) ..... 316 Luzinski ..... 309</p> <p>1979 Rose (SW) ..... 331</p> <p>1980 McBride (LH) ... 309</p> <p>1981 Rose (SW) ..... 325 Schmidt ..... 316 Matthews ..... 301 <i>(min. 350 AB due to strike)</i></p> <p>1986 V. Hayes (LH) ..... 305</p> <p>1987 Thompson (LH) .. 302</p> <p>1990 Dykstra (LH) ..... 325</p> <p>1992 Kruk (LH) ..... 323</p> <p>1993 Kruk (LH) ..... 316 Dykstra (LH) ..... 305</p> <p>1995 Jefferies (SW) ... 306</p> <p>1998 Abreu (LH) ..... 312</p> <p>1999 Abreu (LH) ..... 335 Glanville ..... 325 Lieberthal ..... 300</p> <p>2000 Abreu (LH) ..... 316</p> <p>2002 Abreu (LH) ..... 308</p> <p>2003 Lieberthal ..... 313 Byrd ..... 303 Abreu (LH) ..... 300</p>	<p>2004 Abreu (LH) ..... 301</p> <p>2006 Howard (LH) ..... 313</p> <p>Utley (LH) ..... 309</p> <p>2007 Utley (LH) ..... 332 Rowand ..... 309</p> <p>2014 Revere (LH) ..... 306</p> <p style="color: red; text-align: center;"><b>650 AT-BATS</b></p> <p>1932 Klein (LH) ..... 650</p> <p>1949 Ashburn (LH) ... *662 Hamner ..... *662</p> <p>1964 Callison (LH) ..... 654</p> <p>1971 Bowa (SW) ..... *650</p> <p>1974 Cash ..... *687 Bowa (SW) ..... 669</p> <p>1975 Cash ..... *699</p> <p>1976 Cash ..... *666</p> <p>1978 Bowa (SW) ..... 654</p> <p>1980 Rose (SW) ..... 655</p> <p>1984 Samuel ..... *701</p> <p>1985 Samuel ..... *663</p> <p>1987 Samuel ..... *655</p> <p>1998 Glanville ..... *678</p> <p>2001 Rollins (SW) ..... *656</p> <p>2004 Rollins (SW) ..... 657</p> <p>2005 Rollins (SW) ..... 677</p> <p>2006 Rollins (SW) ..... 689</p> <p>Utley (LH) ..... 658</p> <p>2007 Rollins (SW) ..... *716</p> <p>2009 Rollins (SW) ..... *672</p> <p style="color: red; text-align: center;"><b>200 HITS</b></p> <p>1893 S. Thompson (LH) *222 Delahanty ..... 219</p> <p>1894 Hamilton (LH) ..... 223 Cross ..... 204</p> <p>1895 S. Thompson (LH) 211 Hamilton (LH) ..... 201</p> <p>1897 Delahanty ..... 200</p> <p>1898 Lajoie ..... 200</p> <p>1899 Delahanty ..... *234</p> <p>1900 Flick (LH) ..... 207</p> <p>1929 O'Doul (LH) ..... *254 Klein (LH) ..... 219 F. Thompson ..... 202 Whitney ..... 200</p> <p>1930 Klein (LH) ..... 250 Whitney ..... 207 O'Doul (LH) ..... 202</p> <p>1931 Klein (LH) ..... 200</p> <p>1932 Klein (LH) ..... *226</p> <p>1933 Klein (LH) ..... *223 Fullis ..... 200</p> <p>1951 Ashburn (LH) ..... *221</p> <p>1953 Ashburn (LH) ..... *205</p> <p>1958 Ashburn (LH) ... *215</p> <p>1964 Allen ..... 201</p> <p>1974 Cash ..... 206</p> <p>1975 Cash ..... *213</p> <p>1979 Rose (SW) ..... 208</p> <p>1999 Glanville ..... 204</p> <p>2006 Utley (LH) ..... 203</p> <p>2007 Rollins (SW) ..... 212</p> <p style="color: red; text-align: center;"><b>150 SINGLES</b></p> <p>1892 Hamilton (LH) ..... 152</p> <p>1893 S. Thompson (LH) 161</p> <p>1894 Hamilton (LH) ..... 179 Cross ..... 154</p> <p>1895 Hamilton (LH) ..... 167</p>	<p>1897 Cooley (LH) ..... 155</p> <p>1898 Cooley (LH) ..... 156</p> <p>1899 Thomas (LH) ..... 162 Delahanty ..... 160</p> <p>1900 Thomas (LH) ..... 161</p> <p>1905 Thomas (LH) ..... 161</p> <p>1929 O'Doul (LH) ..... *181 F. Thompson ..... 154</p> <p>1930 Whitney ..... 153</p> <p>1933 Fullis ..... *162</p> <p>1934 Bartell ..... 153</p> <p>1949 Ashburn (LH) ..... 158</p> <p>1951 Ashburn (LH) ... *181</p> <p>1953 Ashburn (LH) ... *169</p> <p>1954 Ashburn (LH) ..... 150</p> <p>1956 Ashburn (LH) ..... 153</p> <p>1957 Ashburn (LH) ... *152</p> <p>1958 Ashburn (LH) ... *176</p> <p>1974 Cash ..... *167 Bowa (SW) ..... 154</p> <p>1975 Cash ..... *166</p> <p>1976 Cash ..... 162</p> <p>1978 Bowa (SW) ..... *153</p> <p>1979 Rose (SW) ..... *159</p> <p>2014 Revere (LH) ..... *162</p> <p style="color: red; text-align: center;"><b>40 DOUBLES</b></p> <p>1890 S. Thompson (LH) *41</p> <p>1895 Delahanty ..... *49 S. Thompson (LH) .. 45</p> <p>1896 Delahanty ..... *44</p> <p>1897 Delahanty ..... 40</p> <p>1898 Lajoie ..... *40</p> <p>1899 Delahanty ..... *56</p> <p>1916 Niehoff ..... *42</p> <p>1929 Klein (LH) ..... 45 Whitney ..... 43 F. Thompson ..... 41</p> <p>1930 Klein (LH) ..... *59 Whitney ..... 41</p> <p>1931 Bartell ..... 43</p> <p>1932 Klein (LH) ..... 50 Bartell ..... 48 Lee ..... 42 Hurst (LH) ..... 41</p> <p>1933 Klein (LH) ..... *44</p> <p>1934 E. Allen ..... *42</p> <p>1935 E. Allen ..... 46</p> <p>1948 Ennis ..... 40</p> <p>1966 Callison (LH) ..... *40</p> <p>1975 Cash ..... 40</p> <p>1979 Rose (SW) ..... 40</p> <p>1980 Rose (SW) ..... *42</p> <p>1986 V. Hayes (LH) ..... *46</p> <p>1992 Duncan ..... 40</p> <p>1993 Dykstra (LH) ..... 44</p> <p>1997 Morandini (LH) ... 40</p> <p>1998 Rolen ..... 45</p> <p>2000 Abreu (LH) ..... 42</p> <p>2001 Abreu (LH) ..... 48</p> <p>2002 Abreu (LH) ..... 50</p> <p>2003 Rollins (SW) ..... 42</p> <p>2004 Abreu (LH) ..... 47 Rollins (SW) ..... 43</p> <p>2006 Rollins (SW) ..... 45 Utley (LH) ..... 40</p> <p>2007 Utley (LH) ..... 48 Rowand ..... 45</p> <p>2008 Utley (LH) ..... 41</p> <p>2009 Rollins (SW) ..... 43</p> <p>2010 Werth ..... *46</p> <p>2017 Herrera (LH) ..... 42</p>
--	---	---	---

HITTING

# SEASON LEADERS

## 15 TRIPLES

1886	Wood (LH)	15
1887	Wood (LH)	19
1889	Fogarty	17
1892	Delahanty	*21
1893	Delahanty	18
1894	S. Thompson (LH)	27
	Delahanty	16
	Hamilton (LH)	15
1895	S. Thompson (LH)	21
1896	Delahanty	17
1897	Lajoie	25
	Delahanty	15
1900	Flick (LH)	16
1901	Flick (LH)	17
	Delahanty	16
1905	Magee	17
1908	Magee	16
1910	Magee	17
1917	Cravath	16
1932	Klein (LH)	15
1947	Walker (LH)	*16
1965	Callison (LH)	*16
1984	Samuel	*19
1987	Samuel	*15
2007	Rollins (SW)	*20
2011	Victorino (SW)	#16

## 30 HOME RUNS

1923	C. Williams (LH)	*41
1927	C. Williams (LH)	*30
1929	Klein (LH)	*43
	O'Doul (LH)	32
	Hurst (LH)	31
1930	Klein (LH)	40
1931	Klein (LH)	*31
1932	Klein (LH)	*38
1948	Ennis	30
1950	Ennis	31
1956	Lopata	32
1964	Callison (LH)	31
1965	Callison (LH)	32
1966	Allen	40
1968	Allen	33
1969	Allen	32
1971	D. Johnson	34
	Montanez (LH)	30
1974	Schmidt	*36
1975	Schmidt	*38
	Luzinski	34
1976	Schmidt	*38
1977	Luzinski	39
	Schmidt	38
1978	Luzinski	35
1979	Schmidt	45
1980	Schmidt	*48
1981	Schmidt	*31
1982	Schmidt	35
1983	Schmidt	*40
1984	Schmidt	*36
1985	Schmidt	33
1986	Schmidt	*37
1987	Schmidt	35
1996	Santiago	30
1998	Rolen	31
1999	Lieberthal	31
2001	Abreu (LH)	31
2002	Burrell	37
2003	Thome (LH)	*47
2004	Thome (LH)	42
	Abreu (LH)	30
2005	Burrell	32

2006	Howard (LH)	*58
	Utley (LH)	32
2007	Howard (LH)	47
	Burrell	30
	Rollins (SW)	30
2008	Howard (LH)	48
	Burrell	33
	Utley (LH)	33
2009	Howard (LH)	45
	Werth	36
	Ibanez (LH)	34
	Utley (LH)	31
2010	Howard (LH)	31
2011	Howard (LH)	33
2018	Hoskins	34
2019	Harper (LH)	35

## 75 EXTRA-BASE HITS

1895	S. Thompson (LH)	84
1929	Klein (LH)	94
1930	Klein (LH)	107
1931	Klein (LH)	75
1932	Klein (LH)	103
1933	Klein (LH)	79
1949	Ennis	75
1964	Allen	80
1966	Allen	75
1975	Schmidt	75
1977	Luzinski	77
	Schmidt	76
1980	Schmidt	81
1987	Samuel	80
1998	Rolen	80
2000	Abreu (LH)	77
2001	Abreu (LH)	83
2002	Burrell	78
	Abreu (LH)	76
2003	Thome (LH)	80
2004	Abreu (LH)	78
2006	Howard (LH)	84
	Rollins (SW)	79
	Utley (LH)	76
2007	Rollins (SW)	88
	Utley (LH)	75
2008	Rollins (SW)	78
	Utley (LH)	78
2009	Howard (LH)	86
2010	Werth	75

## 325 TOTAL BASES

1893	Delahanty	*347
1895	S. Thompson (LH)	*352
1899	Delahanty	*335
1929	Klein (LH)	405
	O'Doul (LH)	397
1930	Klein (LH)	*445
1931	Klein (LH)	*347
1932	Klein (LH)	*420
1933	Klein (LH)	*365
1950	Ennis	328
1964	Allen	*352
1966	Allen	331
1977	Luzinski	329
1980	Schmidt	*342
1987	Samuel	329
2003	Thome (LH)	331
2006	Howard (LH)	*383
	Utley (LH)	347
	Rollins (SW)	329
2007	Rollins (SW)	380
2008	Howard (LH)	331
	Utley (LH)	325
2009	Howard (LH)	352

## 100 RBI

1889	S. Thompson (LH)	111
1890	S. Thompson (LH)	102
1892	S. Thompson (LH)	104
1893	Delahanty	*146
	S. Thompson (LH)	126
1894	S. Thompson (LH)	141
	Delahanty	131
	Cross	125
1895	S. Thompson (LH)	*165
	Delahanty	106
	Cross	101
1896	Delahanty	*126
	S. Thompson (LH)	100
1897	Lajoie	127
1898	Lajoie	*127
1899	Delahanty	*137
1900	Flick (LH)	*110
	Delahanty	109
1901	Delahanty	108
1910	Magee	*123
1913	Cravath	*128
1914	Magee	*103
	Cravath	100
1915	Cravath	*115
1923	C. Williams (LH)	114
1928	Whitney	103
1929	Klein (LH)	145
	Hurst (LH)	125
	O'Doul (LH)	122
	Whitney	115
1930	Klein (LH)	170
	Whitney	117
1931	Klein (LH)	*121
1932	Hurst (LH)	*143
	Klein (LH)	137
	Whitney	124
1933	Klein (LH)	*120
1936	Camilli (LH)	102
1944	Northey (LH)	104
1949	Ennis	110
1950	Ennis	*126
1952	Ennis	107
1953	Ennis	125
1954	Ennis	119
1955	Ennis	120
1962	Demeter	107
1964	Callison (LH)	104
1965	Callison (LH)	101
1966	Allen	110
	White (LH)	103
1974	Schmidt	116
1975	Luzinski	*120
1976	Schmidt	107
1977	Luzinski	130
	Schmidt	101
1978	Luzinski	101
1979	Schmidt	114
1980	Schmidt	*121
1983	Schmidt	109
1984	Schmidt	*106
1985	Wilson	102
1986	Schmidt	*119
1987	Schmidt	113
	Samuel	100
1992	Daulton (LH)	*109
1993	Daulton (LH)	105
1998	Rolen	110
	Brogna (LH)	104
1999	Brogna (LH)	102
2001	Abreu (LH)	110
	Rolen	107

2002	Burrell	116
2003	Thome (LH)	131
	Abreu (LH)	101
2004	Abreu (LH)	105
	Thome (LH)	105
2005	Burrell	117
	Utley (LH)	105
	Abreu (LH)	102
2006	Howard (LH)	*149
	Utley (LH)	102
2007	Howard (LH)	136
	Utley (LH)	103
2008	Howard (LH)	146
	Utley (LH)	104
2009	Howard (LH)	#141
2010	Howard (LH)	108
2011	Howard (LH)	116
2019	Harper (LH)	114

## 100 RUNS SCORED

### Since 1900

1900	Thomas (LH)	*134
	Slagle (LH)	115
	Flick (LH)	106
1901	Flick (LH)	111
	Delahanty	106
	Thomas (LH)	102
1905	Thomas (LH)	118
	Magee	100
1910	Magee	*110
1912	Paskert	102
1922	C. Walker (LH)	102
1924	C. Williams (LH)	101
1929	O'Doul (LH)	152
	Klein (LH)	126
	F. Thompson	115
	Hurst (LH)	100
1930	Klein (LH)	*158
	O'Doul (LH)	122
1931	Klein (LH)	*121
1932	Klein (LH)	*152
	Bartell	118
	Hurst (LH)	109
	G.K. Davis	100
1933	Klein (LH)	101
1934	Bartell	102
1936	Camilli (LH)	106
1937	Martin (SW)	102
	Camilli (LH)	101
1950	Waitkus (LH)	102
	Jones	100
1953	Ashburn (LH)	110
1954	Ashburn (LH)	111
1962	Callison (LH)	107
1963	Taylor	102
1964	Allen	*125
	Callison (LH)	101
1966	Allen	112
1974	Schmidt	108
1975	Cash	111
1976	Schmidt	112
1977	Schmidt	114
1979	Schmidt	109
1980	Schmidt	104
1982	Schmidt	108
1983	Schmidt	104
1984	Samuel	105
1985	Samuel	101
1986	V. Hayes (LH)	*107
1987	Samuel	113
1990	Dykstra (LH)	106
1992	Hollins (SW)	104

# SEASON LEADERS

<p>1993 Dykstra (LH) ..... *143 Hollins (SW) ..... 104 Kruk (LH) ..... 100</p> <p>1998 Rolen ..... 120 Glanville ..... 106</p> <p>1999 Abreu (LH) ..... 118 Gant ..... 107 Glanville ..... 101</p> <p>2000 Abreu (LH) ..... 103</p> <p>2001 Abreu (LH) ..... 118</p> <p>2002 Abreu (LH) ..... 102</p> <p>2003 Thome (LH) ..... 111</p> <p>2004 Rollins (SW) ..... 119 Abreu (LH) ..... 118</p> <p>2005 Rollins (SW) ..... 115 Abreu (LH) ..... 104</p> <p>2006 Utley (LH) ..... *131 Rollins (SW) ..... 127 Howard (LH) ..... 104</p> <p>2007 Rollins (SW) ..... *139 Rowand ..... 105 Utley (LH) ..... 104</p> <p>2008 Utley (LH) ..... 113 Howard (LH) ..... 105 Victorino (SW) ..... 102</p> <p>2009 Utley (LH) ..... 112 Howard (LH) ..... 105 Victorino (SW) ..... 102 Rollins (SW) ..... 100</p> <p>2010 Werth ..... 106</p> <p>2012 Rollins (SW) ..... 102</p>	<p>1906 Thomas (LH) ..... *107</p> <p>1936 Camilli (LH) ..... 116</p> <p>1954 Ashburn (LH) ..... *125</p> <p>1955 Ashburn (LH) ..... 105</p> <p>1974 Schmidt ..... 106</p> <p>1975 Schmidt ..... 101</p> <p>1976 Schmidt ..... 100</p> <p>1977 Schmidt ..... 104</p> <p>1978 Luzinski ..... 100</p> <p>1979 Schmidt ..... *120</p> <p>1982 Schmidt ..... *107</p> <p>1983 Schmidt ..... *128</p> <p>1987 V. Hayes (LH) ..... 121</p> <p>1989 V. Hayes (LH) ..... 101</p> <p>1993 Dykstra (LH) ..... *129 Daulton (LH) ..... 117 Kruk (LH) ..... 111</p> <p>1999 Abreu (LH) ..... 109</p> <p>2000 Abreu (LH) ..... 100</p> <p>2001 Abreu (LH) ..... 106</p> <p>2002 Abreu (LH) ..... 104</p> <p>2003 Thome (LH) ..... 111 Abreu (LH) ..... 109</p> <p>2004 Abreu (LH) ..... 127 Thome (LH) ..... 104</p> <p>2005 Abreu (LH) ..... 117</p> <p>2006 Howard (LH) ..... 108</p> <p>2007 Burrell ..... 114 Howard (LH) ..... 107</p> <p>2008 Burrell ..... 102</p> <p>2018 Santana (SW) ..... 110</p> <p>2019 Hoskins ..... *116</p>	<p>1911 Lobert ..... 40</p> <p>1912 Paskert ..... 36</p> <p>1913 Lobert ..... 41</p> <p>1974 Bowa ..... 39</p> <p>1982 Dernier ..... 42</p> <p>1983 Dernier ..... 35</p> <p>1984 Samuel ..... 72</p> <p>Hayes ..... 48</p> <p>1985 Samuel ..... 53</p> <p>1986 Samuel ..... 42</p> <p>1987 Thompson ..... 46</p> <p>Samuel ..... 35</p> <p>1993 Dykstra ..... 37</p> <p>2001 Rollins ..... *46 Abreu ..... 36</p> <p>2004 Abreu ..... 40</p> <p>2005 Rollins ..... 41</p> <p>2006 Rollins ..... 36</p> <p>2007 Rollins ..... 41 Victorino ..... 37</p> <p>2008 Rollins ..... 47 Victorino ..... 36</p> <p>2012 Pierre ..... 37</p> <p>2014 Revere ..... 49</p>	<p>1930 O'Doul (LH) ..... 453 Klein (LH) ..... 436</p> <p>1932 Hurst (LH) ..... 412 Klein (LH) ..... 404</p> <p>1933 Klein (LH) ..... 422</p> <p>1936 Camilli (LH) ..... 441</p> <p>1937 Camilli (LH) ..... 446</p> <p>1941 Etten ..... 405</p> <p>1947 Walker (LH) ..... 443</p> <p>1948 Ashburn (LH) ..... 410</p> <p>1954 Ashburn (LH) ..... 441</p> <p>1955 Ashburn (LH) ..... 449</p> <p>1958 Ashburn (LH) ..... 440</p> <p>1967 Allen ..... 404</p> <p>1979 Rose (SW) ..... 418</p> <p>1981 Schmidt ..... 435 <i>(min. 350 AB due to strike)</i></p> <p>1982 Schmidt ..... 403</p> <p>1987 V. Hayes (LH) ..... 404</p> <p>1990 Dykstra (LH) ..... *418</p> <p>1992 Kruk (LH) ..... 423</p> <p>1993 Kruk (LH) ..... 430 Dykstra (LH) ..... 420</p> <p>1994 Dykstra (LH) ..... 404 <i>(min. 300 AB due to strike)</i></p> <p>1998 Abreu (LH) ..... 409</p> <p>1999 Abreu (LH) ..... 446</p> <p>2000 Abreu (LH) ..... 416</p> <p>2002 Abreu (LH) ..... 413</p> <p>2003 Abreu (LH) ..... 409</p> <p>2004 Abreu (LH) ..... 428</p> <p>2005 Abreu (LH) ..... 405</p> <p>2006 Howard (LH) ..... 425</p> <p>2007 Utley (LH) ..... 410 Burrell ..... 400</p>
---	--	--	---

### 100 WALKS

1891	Hamilton (LH).....	*102
1892	Connor (LH).....	116
1894	Hamilton (LH).....	*126
1899	Thomas (LH).....	115
1900	Thomas (LH).....	*115
1901	Thomas (LH).....	*100
1902	Thomas (LH).....	*107
1903	Thomas (LH).....	*107
1904	Thomas (LH).....	*102

### 35 STOLEN BASES

1900	Thomas	37
	Flick	35
1905	Magee	48
1906	Magee	55
1907	Magee	46
1908	Magee	40
1909	Magee	38
1910	Magee	49

### .400 ON-BASE PCT

Since 1900 (min. 400 AB)

1900	Thomas (LH)	.438
	Flick	.426
1901	Thomas (LH)	.428
	Delahanty	.423
1902	Thomas (LH)	.412
1903	Thomas (LH)	.450
1904	Thomas (LH)	.411
1905	Thomas (LH)	.414
1910	Magee	.445
1912	Paskert	.420
1913	Cravath	.407
1914	Cravath	.402
1924	Williams (LH)	.403
1929	O'Doul (LH)	.465
	Klein (LH)	.407

\* League leader  
# Tied for league lead  
(LH) Left-handed batter  
(SW) Switch-hitter

Note: See Yearly Batting Leaders in this section for more information.

HITTING

## SEASON LEADERS BY POSITION

(Since 1900)

Pos.	Player	Total	Year	Pos.	Player	Total	Year	Pos.	Player	Total	Year
<b>BATTING AVERAGE</b>				<b>TRIPLES</b>				<b>RBI</b>			
P	Paul Weinert	.322	1923	P	Grover Alexander	4	1916	P	Al Orth	21	1900
C	Smoky Burgess	.368	1954	C	Robin Roberts	4	1955	C	Darren Daulton	109	1992
1B	Dolph Camilli	.339	1937	C	Stan Lopata	7	1956	1B	Ryan Howard	149	2006
2B	Nap Lajoie	.346	1900	1B	Dolph Camilli	13	1936	2B	Chase Utley	105	2005
SS	Dick Bartell	.310	1934	2B	Juan Samuel	19	1984	SS	Jimmy Rollins	94	2007
3B	Pinky Whitney	.342	1930	SS	Jimmy Rollins	20	2007	3B	Pinky Whitney	124	1932
LF	Lefty O'Doul	.398	1929	3B	Pinky Whitney	14	1929	LF	Greg Luzinski	130	1977
CF	Harry Walker	.371	1947		Richie Allen	14	1965	CF	Cy Williams	114	1923
RF	Chuck Klein	.386	1930	LF	Sherry Magee	17	1905	RF	Chuck Klein	170	1930
				CF	Harry Walker	16	1947				
					Shane Victorino	16	2011				
				RF	Elmer Flick	17	1901				
<b>DOUBLES</b>				<b>HOME RUNS</b>							
P	Bucky Walters	10	1936	P	Rick Wise	6	1971				
C	J.T. Realmuto	36	2019	C	Stan Lopata	32	1956				
1B	Von Hayes	46	1986	1B	Ryan Howard	58	2006				
2B	Chase Utley	48	2007	2B	Chase Utley	33	2008				
SS	Dick Bartell	48	1932	SS	Jimmy Rollins	30	2007				
3B	Scott Rolen	45	1998	3B	Mike Schmidt	48	1980				
LF	Hal Lee	42	1932	LF	Greg Luzinski	39	1977				
	Ethan Allen	42	1934	CF	Cy Williams	41	1923				
CF	Ethan Allen	46	1935	RF	Chuck Klein	43	1929				
RF	Chuck Klein	59	1930								

Note: Players who performed at more than one position are considered for the position they played most in that particular year and are credited with their entire season's statistics.

# YEARLY BATTING LEADERS

YEAR	GAMES	AT-BATS	RUNS	HITS
1883	Farrar ..... 99	Purcell ..... 425	Purcell ..... 70	Purcell ..... 114
1884	Farrar ..... 111	McClellan ..... 450	Andrews ..... 74	McClellan ..... 116
1885	Farrar/Fogarty ..... 111	Manning ..... 445	Andrews ..... 77	Mulvey ..... 119
1886	Farrar ..... 118	G. Wood ..... 450	Andrews ..... 93	G. Wood ..... 123
1887	Fogarty ..... 126	Fogarty ..... 495	G. Wood ..... 118	Andrews ..... 151
1888	Farrar ..... 131	Andrews ..... 528	Andrews ..... 75	Andrews ..... 126
1889	Farrar ..... 130	Mulvey ..... 544	Fogarty ..... 107	S. Thompson ..... 158
1890	Allen ..... 133	S. Thompson ..... 509	Hamilton ..... 133	S. Thompson ..... #172
1891	Myers ..... 135	S. Thompson ..... 550	Hamilton ..... *141	Hamilton ..... *179
1892	Connor ..... 155	S. Thompson ..... 609	Hamilton ..... 132	S. Thompson ..... 186
1893	Delahanty/Hallman ..... 132	S. Thompson ..... *600	Delahanty ..... 145	S. Thompson ..... *222
1894	Hamilton ..... 131	Hamilton ..... 559	Hamilton ..... *196	Hamilton ..... 223
1895	Boyle ..... 133	Boyle ..... *565	Hamilton ..... *166	S. Thompson ..... 211
1896	Delahanty ..... 123	S. Thompson ..... 517	Delahanty ..... 131	Delahanty ..... 198
1897	Cooley ..... 133	Cooley ..... *566	Cooley ..... 124	Delahanty ..... 200
1898	Cooley/Cross ..... 149	Cooley ..... 629	Cooley ..... 123	Lajoie ..... 200
1899	M. Cross ..... 154	Lauder ..... 583	Thomas ..... 137	Delahanty ..... *234
1900	Slagle ..... 141	Slagle ..... 574	Thomas ..... *134	Flick ..... 207
1901	M. Cross ..... 139	two with ..... 542	Flick ..... 111	Delahanty ..... 192
1902	Barry/Thomas ..... 138	S. Barry ..... 543	Thomas ..... 89	S. Barry ..... 156
1903	Barry/Hulswitt ..... 138	S. Barry ..... 550	Thomas ..... 88	Thomas ..... 156
1904	Gleason ..... 153	Gleason ..... 587	Thomas ..... 92	Gleason ..... 161
1905	three with ..... 155	Gleason ..... 608	Thomas ..... 118	Magee ..... 180
1906	Doolan/Magee ..... 154	Magee ..... 563	Thomas ..... 81	Magee ..... 159
1907	Doolan/Titus ..... 145	Titus ..... 523	Magee ..... 75	Magee ..... 165
1908	Osborn ..... 152	Grant ..... *598	Magee ..... 79	Bransfield ..... 160
1909	Grant ..... 154	Grant ..... *631	Grant ..... 75	Grant ..... 170
1910	Magee ..... 154	Grant ..... 579	Magee ..... *110	Magee ..... 172
1911	Paskert ..... 153	Paskert ..... 560	Knabe ..... 99	Luderus ..... 166
1912	Luderus ..... 148	Luderus ..... 572	Paskert ..... 102	Paskert ..... 170
1913	Luderus ..... 155	Luderus ..... 588	Lobert ..... 98	Cravath ..... *179
1914	Cravath ..... 149	Magee ..... 544	Magee ..... 96	Magee ..... *171
1915	Bancroft ..... 153	Bancroft ..... 563	Cravath ..... *89	Luderus ..... 157
1916	Paskert ..... 149	Paskert ..... 555	Paskert ..... 82	Paskert ..... 155
1917	Luderus ..... 154	Whitted ..... 553	Paskert ..... 78	Whitted ..... 155
1918	Luderus ..... 125	Bancroft ..... 499	Bancroft ..... 69	Luderus ..... 135
1919	Luderus ..... 138	Meusel ..... 521	Meusel ..... 65	Meusel ..... 159
1920	C. Williams ..... 148	C. Williams ..... 590	C. Williams ..... 88	C. Williams ..... 192
1921	C. Williams ..... 146	C. Williams ..... 562	C. Williams ..... 67	C. Williams ..... 180
1922	C. Williams ..... 151	C. Williams ..... 584	Walker ..... 102	Walker ..... 196
1923	Holke ..... 147	Holke ..... 562	C. Williams ..... 98	Holke ..... 175
1924	Holke/Williams ..... 148	Holke ..... 563	C. Williams ..... 101	C. Williams ..... 183
1925	Sand ..... 148	Sand ..... 496	Harper ..... 86	Harper ..... 173
1926	Sand ..... 149	Sand ..... 567	Sand ..... 99	Leach ..... 162
1927	F. Thompson ..... 153	F. Thompson ..... 597	Sand ..... 87	F. Thompson ..... 181
1928	F. Thompson ..... 152	F. Thompson ..... 634	F. Thompson ..... 99	F. Thompson ..... 182
1929	three with ..... 154	O'Doul ..... 638	O'Doul ..... 152	O'Doul ..... *254
1930	Klein ..... 156	Klein ..... 648	Klein ..... *158	Klein ..... 250
1931	Klein ..... 148	Klein ..... 594	Klein ..... #121	Klein ..... 200
1932	three with ..... 154	Klein ..... 650	Klein ..... *152	Klein ..... *226
1933	Bartell/Klein ..... 152	Fullis ..... 647	Klein ..... 101	Klein ..... *223
1934	Bartell ..... 146	Bartell ..... 604	Bartell ..... 102	Allen ..... 192
1935	Allen/Camilli ..... 156	Allen ..... 645	Allen ..... 90	Allen ..... 198
1936	Norris ..... 154	Norris ..... 581	Camilli ..... 106	Chiozza ..... 170
1937	Scharein ..... 146	Martin ..... 579	Martin ..... 102	Whitney ..... 166
1938	Arnovich ..... 139	Arnovich ..... 502	Martin ..... 58	Martin ..... 139
1939	May ..... 135	Arnovich ..... 491	Arnovich ..... 68	Arnovich ..... 159
1940	Mahan ..... 146	Mahan ..... 544	May ..... 59	May ..... 147
1941	Bragan ..... 154	Litwhiler ..... 590	Etten ..... 78	Litwhiler ..... 180
1942	Litwhiler ..... 151	Litwhiler ..... 591	Litwhiler ..... 59	Litwhiler ..... 160
1943	Northey ..... 147	Northey ..... 586	Northey ..... 72	Northey ..... 163
1944	Lupien ..... 153	Lupien ..... 597	Adams ..... 86	Lupien ..... 169
1945	Wasdell ..... 134	Antonelli ..... 504	Wasdell ..... 65	Wasdell ..... 150
1946	Wyrostek ..... 145	Wyrostek ..... 545	Wyrostek ..... 73	Ennis ..... 169
1947	Verban ..... 155	Ennis ..... 541	Walker ..... 79	Walker ..... 181
1948	Ennis ..... 152	Ennis ..... 589	Ennis ..... 86	Ennis ..... 171
1949	three with ..... 154	Ashburn/Hamner ..... #662	Ennis ..... 92	Ashburn ..... 188
1950	Hamner/Jones ..... 157	Waitkus ..... 641	Waitkus ..... 102	Ennis ..... 180
1951	Ashburn ..... 154	Ashburn ..... 643	Ashburn ..... 92	Ashburn ..... *221

\* League leader # Tied for league lead



# YEARLY BATTING LEADERS

YEAR	GAMES	AT-BATS	RUNS	HITS
1952	Ashburn/Ryan ..... 154	Ashburn..... 613	Ashburn ..... 93	Ashburn .....173
1953	Ashburn ..... 156	Ashburn..... 622	Ashburn ..... 110	Ashburn .....*205
1954	Ashburn ..... 153	Hammer ..... 596	Ashburn ..... 111	Hammer .....178
1955	Ennis/Jones ..... 146	Ennis ..... 564	Ashburn ..... 91	Ashburn .....180
1956	Ashburn ..... 154	Ennis ..... 630	Lopata ..... 96	Ashburn .....190
1957	Ashburn ..... 156	Ashburn..... 626	Ashburn ..... 93	Ashburn .....186
1958	Ashburn ..... 152	Ashburn..... 615	Ashburn ..... 98	Ashburn .....*215
1959	Ashburn ..... 153	Ashburn..... 564	Ashburn ..... 86	Ashburn .....150
1960	Herrera ..... 145	Herrera ..... 512	Taylor ..... 66	Taylor .....145
1961	Callison ..... 138	Callison ..... 455	Callison ..... 74	Callison .....121
1962	Callison ..... 157	Taylor ..... 625	Callison ..... 107	Callison .....181
1963	Callison/Taylor ..... 157	Taylor ..... 640	Taylor .....102	Taylor .....180
1964	Allen/Callison ..... 162	Callison ..... 654	Allen .....*125	Allen .....201
1965	Allen ..... 161	Allen/Callison ..... 619	Allen/Callison..... 93	Allen .....187
1966	B. White ..... 159	Rojas ..... 626	Allen ..... 112	Callison .....169
1967	Callison/Gonzalez 149	Callison ..... 556	Allen ..... 89	Gonzalez .....172
1968	Allen/Rojas ..... 152	Rojas ..... 621	Allen ..... 87	Rojas .....144
1969	Hisle ..... 145	Taylor ..... 557	Allen ..... 79	Taylor .....146
1970	Johnson ..... 159	Johnson ..... 574	Taylor ..... 74	Johnson .....147
1971	Bowa ..... 159	Bowa .....*650	Montanez ..... 78	Bowa .....162
1972	Bowa/Money ..... 152	Bowa ..... 579	Bowa ..... 67	Luzinski .....158
1973	Luzinski ..... 161	Luzinski ..... 610	Luzinski ..... 76	Luzinski .....174
1974	three with ..... 162	Cash .....*687	Schmidt ..... 108	Cash .....206
1975	Cash ..... 162	Cash .....*699	Cash ..... 111	Cash .....*213
1976	Cash/Schmidt ..... 160	Cash .....*666	Schmidt ..... 112	Cash .....189
1977	Bowa/Schmidt ..... 154	Bowa ..... 624	Schmidt ..... 114	Bowa .....175
1978	Bowa ..... 156	Bowa ..... 654	Schmidt ..... 93	Bowa .....192
1979	Rose ..... 163	Rose ..... 628	Schmidt ..... 109	Rose .....208
1980	Rose ..... 162	Rose ..... 655	Schmidt ..... 104	Rose .....185
1981	Rose ..... 107	Rose ..... 431	Schmidt .....*78	Rose .....*140
1982	Matthews/Rose ..... 162	Rose ..... 634	Schmidt ..... 108	Matthews .....173
1983	DeJesus ..... 158	Schmidt ..... 534	Schmidt ..... 104	Schmidt .....136
1984	Samuel ..... 160	Samuel .....*701	Samuel ..... 105	Samuel .....191
1985	Samuel/Wilson ..... 161	Samuel .....*663	Samuel ..... 101	Samuel .....175
1986	Schmidt ..... 160	V. Hayes ..... 610	V. Hayes ..... #107	V. Hayes .....187
1987	Samuel ..... 160	Samuel .....*655	Samuel ..... 113	Samuel .....178
1988	Samuel ..... 157	Samuel ..... 629	Bradley ..... 77	Samuel .....153
1989	V. Hayes ..... 154	Herr ..... 561	V. Hayes ..... 93	Herr .....161
1990	C. Hayes ..... 152	Dykstra ..... 590	Dykstra ..... 106	Dykstra ..... #192
1991	Murphy ..... 153	Murphy ..... 544	Kruk ..... 84	Kruk .....158
1992	Hollins ..... 156	Hollins ..... 586	Hollins ..... 104	Kruk .....164
1993	Dykstra ..... 161	Dykstra .....*637	Dykstra .....*143	Dykstra .....*194
1994	Eisenreich ..... 104	Duncan ..... 347	Dykstra ..... 68	Duncan ..... 93
1995	C. Hayes ..... 141	C. Hayes ..... 529	Jefferies ..... 69	Jefferies .....147
1996	Morandini ..... 140	Morandini ..... 539	Santiago ..... 71	Morandini .....135
1997	Rolen ..... 156	Rolen ..... 561	Rolen ..... 93	Morandini .....163
1998	Rolen ..... 160	Glanville .....*678	Rolen ..... 120	Glanville .....189
1999	Brogna ..... 157	Glanville ..... 628	Abreu ..... 118	Glanville .....204
2000	Abreu/Glanville ..... 152	Glanville ..... 637	Abreu ..... 103	Abreu .....182
2001	Abreu ..... #162	Rollins .....*656	Abreu ..... 118	Rollins .....180
2002	Abreu/Burrell ..... 157	Rollins .....*637	Abreu ..... 102	Abreu .....176
2003	Thome ..... 159	Rollins ..... 628	Thome ..... 111	Abreu .....173
2004	Abreu ..... 159	Rollins ..... 657	Rollins ..... 119	Rollins .....190
2005	Abreu ..... #162	Rollins ..... 677	Rollins ..... 115	Rollins .....196
2006	Utley ..... 160	Rollins ..... 689	Utley .....*131	Utley .....203
2007	Rollins ..... #162	Rollins .....*716	Rollins .....*139	Rollins .....212
2008	Howard ..... #162	Howard ..... 610	Utley ..... 113	Utley .....177
2009	Howard ..... 160	Rollins .....*672	Utley ..... 112	Victorino .....181
2010	Werth ..... 156	Victorino ..... 587	Werth ..... 106	Polanco .....165
2011	Howard ..... 152	Rollins ..... 567	Victorino ..... 95	Rollins .....152
2012	Rollins ..... 156	Rollins ..... 632	Rollins ..... 102	Rollins .....158
2013	Rollins ..... 160	Rollins ..... 600	Utley ..... 73	Rollins .....151
2014	Utley ..... 155	Revere ..... 601	Rollins ..... 78	Revere ..... #184
2015	Galvis ..... 151	Galvis ..... 559	Herrera ..... 64	Galvis/Herrera .....147
2016	Herrera ..... 159	Galvis ..... 584	Herrera ..... 87	Herrera .....167
2017	Galvis ..... #162	Galvis ..... 608	Hernández ..... 85	Galvis .....155
2018	Hernández/Santana 161	Hernández ..... 605	Hernández ..... 91	Hernández .....153
2019	Hernández ..... 161	Hernández ..... 612	Harper ..... 98	Hernández .....171

\* League leader # Tied for league lead

HITTING

# YEARLY BATTING LEADERS

YEAR	TOTAL BASES	DOUBLES	TRIPLES	HOME RUNS
1883	Manning ..... 153	Manning ..... 31	Coleman ..... 8	four with ..... 1
1884	Manning ..... 167	Manning ..... 29	Purcell ..... 7	Manning ..... 5
1885	Mulvey ..... 174	Mulvey ..... 25	Mulvey ..... 6	Mulvey ..... 6
1886	G. Wood ..... 183	Farrar ..... 19	G. Wood ..... 15	Farrar ..... 5
1887	G. Wood ..... 244	Fogarty ..... 26	G. Wood ..... 19	G. Wood ..... 14
1888	Farrar ..... 165	Farrar ..... 24	Farrar ..... 7	G. Wood ..... 6
1889	S. Thompson ..... 262	S. Thompson ..... 36	Fogarty ..... 17	S. Thompson ..... *20
1890	S. Thompson ..... 243	S. Thompson ..... *41	Allen/Burke ..... 11	Clements ..... 7
1891	S. Thompson ..... 227	Clements ..... 29	S. Thompson ..... 10	S. Thompson ..... 7
1892	S. Thompson ..... 253	Connor ..... *37	Delahanty ..... *21	Connor ..... 12
1893	Delahanty ..... *347	S. Thompson ..... *37	Delahanty ..... 18	Delahanty ..... *19
1894	S. Thompson ..... 307	Delahanty ..... 36	S. Thompson ..... 27	S. Thompson ..... 13
1895	S. Thompson ..... *352	Delahanty ..... *49	S. Thompson ..... 21	S. Thompson ..... *18
1896	Delahanty ..... 315	Delahanty ..... *44	Delahanty ..... 17	Delahanty ..... 13
1897	Lajoie ..... *315	Delahanty ..... 40	Lajoie ..... 25	Lajoie ..... 9
1898	Lajoie ..... 275	Lajoie ..... *40	Flick ..... 13	Flick ..... 8
1899	Delahanty ..... *335	Delahanty ..... *56	Flick ..... 14	Delahanty ..... 9
1900	Flick ..... *305	Flick ..... 33	Flick ..... 16	Flick ..... 11
1901	Delahanty ..... 287	Delahanty ..... #39	Flick ..... 17	Delahanty/Flick ..... 8
1902	S. Barry ..... 198	S. Barry ..... 20	Hulswitt/Thomas ..... 8	S. Barry ..... 3
1903	Barry/Wolverton ..... 189	Keister ..... 27	Wolverton ..... 12	Keister ..... 3
1904	Gleason ..... 196	Titus ..... 25	Magee ..... 12	Dooen ..... 6
1905	Magee ..... 253	Titus ..... 36	Magee ..... 17	Magee ..... 5
1906	Magee ..... 229	Magee ..... 36	Magee ..... 8	Magee ..... 6
1907	Magee ..... 229	Magee ..... 28	Magee/Titus ..... 12	Magee ..... 4
1908	Magee ..... 212	Magee ..... 30	Magee ..... 16	Bransfield ..... 3
1909	Magee ..... 208	Magee ..... 33	Magee ..... 14	Titus ..... 3
1910	Magee ..... *263	Magee ..... 39	Magee ..... 17	Magee ..... 6
1911	Luderus ..... 260	Magee ..... 32	Luderus ..... 11	Luderus ..... 16
1912	Paskert ..... 221	Paskert ..... 37	Cravath/Magee ..... 9	Cravath ..... 11
1913	Cravath ..... *298	Magee ..... 36	Cravath ..... 14	Cravath ..... *19
1914	Magee ..... *277	Magee ..... *39	Magee ..... 11	Cravath ..... *19
1915	Cravath ..... *266	Luderus ..... 36	Cravath/Luderus ..... 7	Cravath ..... *24
1916	Paskert ..... 223	Niehoff ..... *42	Whitted ..... 12	Cravath ..... 11
1917	Cravath ..... 238	Cravath ..... 29	Cravath ..... 16	Cravath ..... #12
1918	Meusel ..... 181	Cravath ..... 27	Meusel ..... 6	Cravath ..... *8
1919	Meusel ..... 214	Luderus ..... 30	Bancroft/Meusel ..... 7	Cravath ..... *12
1920	C. Williams ..... 293	C. Williams ..... 36	C. Williams ..... 10	C. Williams ..... *15
1921	C. Williams ..... 274	C. Williams ..... 28	C. Williams ..... 7	C. Williams ..... 18
1922	C. Williams ..... 300	Walker ..... 36	Walker ..... 11	C. Williams ..... 26
1923	C. Williams ..... 308	Holke/Tierney ..... 31	Wrightstone ..... 7	C. Williams ..... *41
1924	C. Williams ..... 308	C. Williams ..... 31	C. Williams ..... 11	C. Williams ..... 24
1925	Harper ..... 276	Harper ..... 35	Harper/Sand ..... 7	Harper ..... 18
1926	Leach ..... 238	Sand ..... 30	Huber/Leach ..... 7	C. Williams ..... 18
1927	C. Williams ..... 247	F. Thompson ..... 32	F. Thompson ..... 14	C. Williams ..... #30
1928	Leach ..... 276	Leach ..... 36	Leach/Thompson ..... 11	Hurst ..... 19
1929	Klein ..... 405	Klein ..... 45	Whitney ..... 14	Klein ..... *43
1930	Klein ..... *445	Klein ..... *59	Klein ..... 8	Klein ..... 40
1931	Klein ..... *347	Bartell ..... 43	Klein ..... 10	Klein ..... *31
1932	Klein ..... *420	Klein ..... 50	Klein ..... 15	Klein ..... *38
1933	Klein ..... *365	Klein ..... *44	Hurst ..... 8	Klein ..... *28
1934	Allen ..... 272	Allen ..... #42	Moore ..... 6	Camilli ..... 12
1935	Moore ..... 290	Allen ..... 46	Chiozza ..... 6	Camilli ..... 25
1936	Camilli ..... 306	Chiozza ..... 32	Camilli ..... 13	Camilli ..... 28
1937	Camilli ..... 279	Martin ..... 35	Camilli/Martin ..... 7	Camilli ..... 27
1938	Martin ..... 196	Martin ..... 36	Martin ..... 6	Klein ..... 8
1939	Arnovich ..... 203	Martin ..... 28	Marty ..... 6	Marty/Mueller ..... 9
1940	Marty ..... 199	Mahan/May ..... 24	Marty ..... 8	Rizzo ..... 20
1941	Litwhiler ..... 275	Litwhiler ..... 29	Benjamin ..... 7	Litwhiler ..... 18
1942	Litwhiler ..... 230	Litwhiler ..... 25	Litwhiler ..... 9	Litwhiler ..... 9
1943	Northey ..... 252	Northey ..... 31	Adams ..... 7	Northey ..... 16
1944	Northey ..... 283	Adams/Northey ..... 35	Lupien/Northey ..... 9	Northey ..... 22
1945	Wasdell ..... 206	Antonelli ..... 27	Wasdell ..... 8	DiMaggio ..... 19
1946	Ennis ..... 262	Ennis/Wyrostek ..... 30	Ennis/Northey ..... 6	Ennis ..... 17
1947	Walker ..... 244	Walker ..... 28	Walker ..... *16	Seminick ..... 13
1948	Ennis ..... 309	Ennis ..... 40	Blatnick ..... 8	Ennis ..... 30
1949	Ennis ..... 320	Ennis ..... 39	Ashburn/Ennis ..... 11	Ennis ..... 25
1950	Ennis ..... 328	Ennis ..... 34	Ashburn ..... *14	Ennis ..... 31
1951	Ashburn ..... 274	Ashburn ..... 31	Hamner ..... 7	Jones ..... 22

\* League leader # Tied for league lead

# YEARLY BATTING LEADERS

YEAR	TOTAL BASES	DOUBLES	TRIPLES	HOME RUNS
1952	Ennis..... 281	Ashburn..... 31	Ennis.....10	Ennis.....20
1953	Ennis..... 280	Hamner..... 30	Ashburn.....9	Ennis.....29
1954	Hamner..... 278	Hamner..... 39	Hamner.....11	Ennis.....25
1955	Ennis..... 292	Ashburn..... 32	Ashburn.....9	Ennis.....29
1956	Lopata..... 286	Lopata..... 33	Ashburn/Blaylock...8	Lopata.....32
1957	Bouchee..... 270	Bouchee..... 35	Ashburn/Bouchee...8	Repulski.....20
1958	Ashburn..... 271	Anderson..... 34	Ashburn.....*13	Anderson.....23
1959	Bouchee..... 224	Bouchee..... 29	Koppe.....7	Freese.....23
1960	Herrera..... 233	Herrera..... 26	Herrera.....6	Herrera.....17
1961	Callison..... 190	Callison..... 20	Callison.....11	Demeter.....20
1962	Callison..... 296	Callison..... 26	Callison.....#10	Demeter.....29
1963	Callison..... 314	Callison/Gonzalez...36	Gonzalez.....12	Callison.....26
1964	Allen.....*352	Allen..... 38	Allen.....#13	Callison.....31
1965	Callison..... 315	Allen..... 31	Callison.....*16	Callison.....32
1966	Allen..... 331	Callison.....*40	Allen.....10	Allen.....40
1967	Allen..... 262	Allen..... 31	Allen.....10	Allen.....23
1968	Allen..... 271	Taylor..... 20	Allen.....9	Allen.....33
1969	Allen..... 251	Callison..... 29	three with.....5	Allen.....32
1970	Johnson..... 262	Johnson..... 28	Taylor.....9	Johnson.....27
1971	Johnson..... 285	Johnson..... 29	Money.....8	Johnson.....34
1972	Luzinski..... 255	Montanez.....#39	Bowa.....*13	Luzinski.....18
1973	Luzinski..... 295	B. Robinson..... 32	Montanez.....5	Luzinski.....29
1974	Schmidt..... 310	Montanez..... 33	Cash.....11	Schmidt.....*36
1975	Luzinski.....*322	Cash.....40	Bowa.....9	Schmidt.....*38
1976	Schmidt.....*306	Johnstone..... 38	Cash.....*12	Schmidt.....*38
1977	Luzinski..... 329	Luzinski..... 35	Schmidt.....11	Luzinski.....39
1978	Luzinski..... 284	Maddox..... 34	Bowa.....5	Luzinski.....35
1979	Schmidt..... 305	Rose.....40	McBride.....12	Schmidt.....45
1980	Schmidt.....*342	Rose.....*42	McBride.....10	Schmidt.....*48
1981	Schmidt.....*228	Matthews..... 21	Rose.....5	Schmidt.....*31
1982	Schmidt..... 281	Matthews..... 31	DeJesus.....5	Schmidt.....35
1983	Schmidt..... 280	Lefebvre..... 20	Lefebvre.....8	Schmidt.....*40
1984	Samuel..... 310	Samuel..... 36	Samuel.....#19	Schmidt.....#36
1985	Schmidt..... 292	Wilson..... 39	Samuel.....13	Schmidt.....33
1986	Schmidt.....*302	V. Hayes.....#46	Samuel.....12	Schmidt.....*37
1987	Samuel..... 329	Samuel..... 37	Samuel.....*15	Schmidt.....35
1988	Samuel..... 239	Samuel..... 32	Samuel.....9	James.....19
1989	V. Hayes..... 249	Dykstra..... 32	Herr/Kruk.....6	V. Hayes.....26
1990	Dykstra..... 260	Dykstra..... 35	Kruk.....8	V. Hayes.....17
1991	Kruk..... 260	Murphy..... 33	Kruk.....6	Kruk.....27
1992	Hollins..... 275	Duncan..... 40	Morandini.....8	Daulton/Hollins...21
1993	Dykstra..... 307	Dykstra..... 44	Morandini.....9	Daulton/Incaviglia 24
1994	Daulton/Duncan...141	Dykstra..... 26	Dykstra/Morandini...5	Daulton.....15
1995	Hayes/Jefferies...215	Morandini..... 34	Morandini.....7	three with.....11
1996	Santiago..... 242	three with..... 24	Otero.....7	Santiago.....30
1997	Rolen..... 263	Morandini..... 40	Daulton.....6	Rolen.....21
1998	Rolen..... 320	Rolen..... 45	Glanville.....7	Rolen.....31
1999	Abreu..... 300	Glanville..... 38	Abreu.....11	Lieberthal.....31
2000	Abreu..... 319	Abreu..... 42	Abreu.....10	Rolen.....26
2001	Abreu..... 319	Abreu..... 48	Rollins.....*12	Abreu.....31
2002	Burrell..... 319	Abreu..... 50	Rollins.....*10	Burrell.....37
2003	Thome..... 331	Rollins..... 42	Rollins.....6	Thome.....*47
2004	Abreu..... 312	Abreu..... 47	Rollins.....#12	Thome.....42
2005	Utley..... 293	Utley..... 39	Rollins.....11	Burrell.....32
2006	Howard.....*383	Rollins..... 45	Rollins.....9	Howard.....*58
2007	Rollins..... 380	Utley..... 48	Rollins.....*20	Howard.....47
2008	Howard..... 331	Utley..... 41	Rollins.....9	Howard.....*48
2009	Howard..... 352	Rollins..... 43	Victorino.....13	Howard.....45
2010	Werth..... 295	Werth.....*46	Victorino.....10	Howard.....31
2011	Howard..... 272	Ibañez..... 31	Victorino.....#16	Howard.....33
2012	Rollins..... 270	Rollins..... 33	Pierre.....6	Rollins.....23
2013	Brown..... 245	Rollins..... 36	Utley.....6	Brown.....27
2014	Byrd..... 263	Utley..... 36	Revere.....7	Byrd.....25
2015	Herrera/Howard...207	Herrera..... 30	Revere.....6	Howard.....23
2016	Franco..... 248	Galvis/Rupp..... 26	Hernández.....11	Franco/Howard...25
2017	Herrera..... 238	Herrera..... 42	Galvis/Hernández...6	Franco.....24
2018	Hoskins..... 277	Hoskins..... 38	Quinn.....4	Hoskins.....34
2019	Harper..... 292	Segura..... 37	Hoskins.....5	Harper.....35

\* League leader # Tied for league lead

HITTING

# YEARLY BATTING LEADERS

YEAR	STOLEN BASES	WALKS	RBI	AVERAGE
1883		Harbidge ..... 24		Purcell ..... .268
1884		Manning ..... 40		Manning ..... .271
1885		Manning ..... 37		Mulvey ..... .269
1886		Fogarty ..... 42	Mulvey ..... 53	G. Wood ..... .273
1887	Fogarty ..... 102	Fogarty ..... *82	Ferguson ..... 85	Andrews ..... .325
1888	Fogarty ..... 58	Fogarty ..... 53	Farrar ..... 53	Farrar ..... .244
1889	Fogarty ..... *99	Fogarty ..... 65	S. Thompson ..... 111	S. Thompson ..... .296
1890	Hamilton ..... *102	Allen ..... 87	S. Thompson ..... 102	Hamilton ..... .325
1891	Hamilton ..... *115	Hamilton ..... *102	S. Thompson ..... 90	Hamilton ..... *340
1892	Hamilton ..... 56	Connor ..... 116	S. Thompson ..... 104	Hamilton ..... .330
1893	Hamilton ..... 41	Allen ..... 71	Delahanty ..... *146	S. Thompson ..... *380
1894	Hamilton ..... *99	Hamilton ..... *126	S. Thompson ..... 141	S. Thompson ..... 404
1895	Hamilton ..... *95	Hamilton ..... #96	S. Thompson ..... *165	Delahanty ..... .399
1896	Delahanty ..... 37	Delahanty ..... 62	Delahanty ..... *126	Delahanty ..... .397
1897	Cooley ..... 31	Delahanty/Nash ..... 60	Lajoie ..... 127	Delahanty ..... .377
1898	Delahanty ..... 58	Flick ..... 86	Lajoie ..... *127	Delahanty ..... .334
1899	Thomas ..... 42	Thomas ..... 115	Delahanty ..... *137	Delahanty ..... *408
1900	Thomas ..... 37	Thomas ..... *115	Flick ..... *110	Flick ..... .378
1901	Flick ..... 30	Thomas ..... *100	Delahanty ..... 108	Delahanty ..... .354
1902	Thomas ..... 17	Thomas ..... *107	S. Barry ..... 57	S. Barry ..... .287
1903	S. Barry ..... 26	Thomas ..... *107	Keister ..... 63	Thomas ..... .327
1904	Thomas ..... 28	Thomas ..... *102	Magee ..... 57	Titus ..... .294
1905	Magee ..... 48	Thomas ..... 93	Magee ..... 98	Thomas ..... .317
1906	Magee ..... 55	Thomas ..... *107	Magee ..... 67	Magee ..... .282
1907	Magee ..... 46	Thomas ..... *83	Magee ..... *85	Magee ..... .328
1908	Magee ..... 40	Titus ..... 53	Bransfield ..... 71	Bransfield ..... .304
1909	Magee ..... 38	Titus ..... 66	Magee ..... 66	Bransfield ..... .292
1910	Magee ..... 49	Magee ..... 94	Magee ..... *123	Magee ..... *331
1911	Lobert ..... 40	Knabe ..... 94	Luderus ..... 99	Luderus ..... .301
1912	Paskert ..... 36	Paskert ..... 91	Magee ..... 72	Paskert ..... .315
1913	Lobert ..... 41	Paskert ..... 65	Cravath ..... *128	Cravath ..... .341
1914	Lobert ..... 31	Cravath ..... 83	Magee ..... *103	Becker ..... .325
1915	Whitted ..... 24	Cravath ..... *86	Cravath ..... *115	Luderus ..... .315
1916	Whitted ..... 29	Bancroft ..... 74	Cravath ..... 70	Cravath ..... .283
1917	Stock ..... 25	Cravath ..... 70	Cravath ..... 83	Cravath/Whitted ..... .280
1918	Stock ..... 20	Bancroft/Cravath ..... 54	Luderus ..... 67	Luderus ..... .288
1919	Meusel ..... 24	Luderus ..... 54	Meusel ..... 59	Meusel ..... .305
1920	C. Williams ..... 18	Stengel ..... 38	C. Williams ..... 72	C. Williams ..... .325
1921	Meusel ..... 8	C. Williams ..... 30	C. Williams ..... 75	C. Williams ..... .320
1922	Walker/Williams ..... 11	C. Williams ..... 74	C. Williams ..... 92	Walker ..... .337
1923	Walker ..... 12	Sand ..... 82	C. Williams ..... 114	Tierney ..... .317
1924	Harper ..... 10	C. Williams ..... 67	C. Williams ..... 93	C. Williams ..... .328
1925	Harper ..... 10	Sand ..... 64	Harper ..... 97	Harper ..... .349
1926	Huber ..... 9	Sand ..... 66	Leach ..... 71	Leach ..... .329
1927	F. Thompson ..... 19	C. Williams ..... 61	C. Williams ..... 98	Leach/Wrightstone ..... .306
1928	F. Thompson ..... 19	Hurst ..... 68	Whitney ..... 103	Leach ..... .304
1929	F. Thompson ..... 16	Hurst ..... 80	Klein ..... 145	O'Doul ..... *398
1930	F. Thompson ..... 7	O'Doul ..... 63	Klein ..... 170	Klein ..... .386
1931	Hurst ..... 8	Hurst ..... 64	Klein ..... *121	Klein ..... .337
1932	Klein ..... *20	Hurst ..... 65	Hurst ..... *143	Klein ..... .348
1933	Fullis ..... 18	Bartell/Klein ..... 56	Klein ..... *120	Klein ..... *368
1934	Bartell ..... 13	Bartell ..... 64	Moore ..... 93	Moore ..... .343
1935	Camilli ..... 9	Camilli ..... 65	Camilli ..... 102	Moore ..... .323
1936	Chiozza ..... 17	Camilli ..... 116	Camilli ..... 102	Moore ..... .328
1937	Scharein ..... 13	Camilli ..... 90	Camilli ..... 80	Whitney ..... .341
1938	Scharein ..... 11	Mueller/Weintraub ..... 64	Arnovich ..... 72	Martin ..... .298
1939	Arnovich ..... 7	Arnovich ..... 58	Arnovich ..... 67	Arnovich ..... .324
1940	Mahan ..... 4	May ..... 58	Rizzo ..... 53	May ..... .293
1941	Murtaugh ..... *18	Etten ..... 82	Etten ..... 79	Etten ..... .311
1942	Murtaugh ..... 13	Etten ..... 67	Litwhiler ..... 56	Litwhiler ..... .271
1943	Wasdell ..... 6	Murtaugh ..... 57	Northey ..... 68	Dahlgren ..... .287
1944	Lupien ..... 18	Adams ..... 74	Northey ..... 104	Northey ..... .288
1945	DiMaggio ..... 12	DiMaggio ..... 43	DiMaggio ..... 84	Wasdell ..... .300
1946	Hughes/Wyrostek ... 7	Wyrostek ..... 70	Ennis ..... 73	Ennis ..... .313
1947	Walker ..... 13	Wyrostek ..... 61	Ennis ..... 81	Walker ..... *363
1948	Ashburn ..... *32	Ashburn ..... 60	Ennis ..... 95	Ashburn ..... .333
1949	Ashburn ..... 9	Seminick ..... 69	Ennis ..... 110	Ennis ..... .302
1950	Ashburn ..... 14	Seminick ..... 68	Ennis ..... *126	Ennis ..... .311
1951	Ashburn ..... 29	Ennis ..... 68	Jones ..... 81	Ashburn ..... .344

\* League leader # Tied for league lead

# YEARLY BATTING LEADERS

YEAR	STOLEN BASES	WALKS	RBI	AVERAGE
1952	Ashburn..... 16	Ashburn..... 75	Ennis..... 107	Ennis/Waitkus... .289
1953	Ashburn..... 14	Jones..... 85	Ennis..... 125	Ashburn..... .330
1954	Ashburn..... 11	Ashburn..... *125	Ennis..... 119	Ashburn..... .313
1955	Ashburn..... 12	Ashburn..... 105	Ennis..... 120	Ashburn..... *.338
1956	Ashburn..... 10	Jones..... 92	Ennis/Lopata..... 95	Ashburn..... .303
1957	Fernandez..... 18	Ashburn..... #94	Bouchee..... 76	Ashburn..... .297
1958	Ashburn..... 30	Ashburn..... *97	Anderson..... 97	Ashburn..... *.350
1959	Ashburn..... 9	Ashburn..... 79	Post..... 94	Bouchee..... .285
1960	Taylor..... 24	Del Greco..... 54	Herrera..... 71	Taylor..... .287
1961	Gonzalez..... 15	Callison..... 69	Demeter..... 68	Gonzalez..... .277
1962	Taylor..... 20	Dalrymple..... 70	Demeter..... 107	Demeter..... .307
1963	Taylor..... 23	Gonzalez..... 53	Demeter..... 83	Gonzalez..... .306
1964	Taylor..... 13	Allen..... 67	Callison..... 104	Allen..... .318
1965	Allen..... 15	Allen..... 74	Callison..... 101	Rojas..... .303
1966	White..... 16	Allen/White..... 68	Allen..... 110	Allen..... .317
1967	Allen..... 20	Allen..... 75	Allen..... 77	Gonzalez..... .339
1968	Taylor..... 22	Allen..... 74	Allen..... 90	Gonzalez..... .264
1969	Taylor..... 19	Allen/Briggs..... 64	Allen..... 89	Allen..... .288
1970	Bowa..... 24	Johnson..... 72	Johnson..... 93	Taylor..... .301
1971	Bowa..... 28	Johnson..... 72	Montanez..... 99	McCarver..... .278
1972	Bowa..... 17	Montanez..... 58	Luzinski..... 68	Luzinski..... .281
1973	Bowa..... 10	Schmidt..... 62	Luzinski..... 97	Unser..... .289
1974	Bowa..... 39	Schmidt..... 106	Schmidt..... 116	Montanez..... .301
1975	Schmidt..... 29	Schmidt..... 101	Luzinski..... *120	Bowa/Cash..... .305
1976	Bowa..... 30	Schmidt..... 100	Schmidt..... 107	Maddox..... .330
1977	McBride..... 36	Schmidt..... 104	Luzinski..... 130	Luzinski..... .309
1978	Maddox..... 33	Luzinski..... 100	Luzinski..... 101	Bowa..... .294
1979	Maddox..... 26	Schmidt..... *120	Schmidt..... 114	Rose..... .331
1980	Smith..... 33	Schmidt..... 89	Schmidt..... *121	McBride..... .309
1981	Smith..... 21	Schmidt..... *73	Schmidt..... *91	Rose..... .325
1982	Dernier..... 42	Schmidt..... *107	Schmidt..... 87	Diaz..... .288
1983	Dernier..... 35	Schmidt..... *128	Schmidt..... 109	Matthews..... .258
1984	Samuel..... 72	Schmidt..... 92	Schmidt..... #106	V. Hayes..... .292
1985	Samuel..... 53	Schmidt..... 87	Wilson..... 102	Schmidt..... .277
1986	Samuel..... 42	Schmidt..... 89	Schmidt..... *119	V. Hayes..... .305
1987	M. Thompson..... 46	V. Hayes..... 121	Schmidt..... 113	M. Thompson... .302
1988	Samuel..... 33	Jeltz..... 59	Samuel..... 67	M. Thompson... .288
1989	Dykstra..... 30	V. Hayes..... 101	V. Hayes..... 78	Herr..... .287
1990	Dykstra..... 33	Dykstra..... 89	V. Hayes..... 73	Dykstra..... .325
1991	Dykstra..... 24	Kruk..... 67	Kruk..... 92	Kruk..... .294
1992	Dykstra..... 30	Kruk..... 92	Daulton..... *109	Kruk..... .323
1993	Dykstra..... 37	Dykstra..... *129	Daulton..... 105	Kruk..... .316
1994	Dykstra..... 15	Dykstra..... 68	Daulton..... 56	Kruk..... .302
1995	Dykstra/Eisenreich... 10	Daulton..... 55	C. Hayes..... 85	Jefferies..... .306
1996	Morandini..... 26	Zeile..... 67	Santiago..... 85	Eisenreich..... .361
1997	Morandini/Rolen... 16	Rolen..... 76	Rolen..... 92	Morandini..... .295
1998	Glanville..... 23	Rolen..... 93	Rolen..... 110	Abreu..... .312
1999	Glanville..... 34	Abreu..... 109	Brogna..... 102	Abreu..... .335
2000	Glanville..... 31	Abreu..... 100	Rolen..... 89	Abreu..... .316
2001	Rollins..... #46	Abreu..... 106	Abreu..... 110	Anderson..... .293
2002	Abreu/Rollins..... 31	Abreu..... 104	Burrell..... 116	Abreu..... .308
2003	Abreu..... 22	Thome..... 111	Thome..... 131	Lieberthal..... .313
2004	Abreu..... 40	Abreu..... 127	Abreu/Thome..... 105	Abreu..... .301
2005	Rollins..... 41	Abreu..... 117	Burrell..... 117	Utley..... .291
2006	Rollins..... 36	Howard..... 108	Howard..... *149	Howard..... .313
2007	Rollins..... 41	Burrell..... 114	Howard..... 136	Utley..... .332
2008	Rollins..... 47	Burrell..... 102	Howard..... *146	Victorino..... .293
2009	Rollins..... 31	Werth..... 91	Howard..... #141	Victorino..... .292
2010	Victorino..... 34	Werth..... 82	Howard..... 108	Polanco..... .298
2011	Rollins..... 30	Howard..... 75	Howard..... 116	Victorino..... .279
2012	Pierre..... 37	Rollins..... 62	Rollins/Ruiz..... 68	Rollins..... .250
2013	Revere/Rollins..... 22	Rollins..... 59	Brown..... 83	Utley..... .284
2014	Revere..... 49	Howard..... 67	Howard..... 95	Revere..... .306
2015	Revere..... 24	Hernández..... 40	Howard..... 77	Herrera..... .297
2016	Herrera..... 25	Hernández..... 66	Franco..... 88	Hernández..... .294
2017	Hernández..... 15	Hernández..... 61	Franco..... 76	Hernández..... .294
2018	Hernández..... 19	Santana..... 110	Hoskins..... 96	Franco..... .270
2019	Harper/Kingery..... 15	Harper..... *116	Harper..... 114	Segura..... .280

\* League leader # Tied for league lead

HITTING

# STOLEN BASES

TEAM					INDIVIDUAL (Pct.)				
ATT	SB	CS	PCT	Year	Player	ATT	SB	CS	PCT
91	63	28	.692	1951	Richie Ashburn	35	29	6	.829
101	60	41	.594	1952	Richie Ashburn	27	16	11	.593
63	42	21	.667	1953	Richie Ashburn	20	14	6	.700
57	30	27	.526	1954	Richie Ashburn	19	11	8	.579
76	44	32	.579	1955	Richie Ashburn	32	12	10	.545
68	45	23	.662	1956	Richie Ashburn	11	10	1	.909
83	57	26	.687	1957	Chico Fernandez	23	18	5	.783
84	51	33	.607	1958	Richie Ashburn	42	30	12	.714
85	39	46	.459	1959	Richie Ashburn	20	9	11	.450
93	45	48	.484	1960	Tony Taylor	37	26	11	.703
86	56	30	.651	1961	Tony Gonzalez	20	15	5	.750
121	79	42	.653	1962	Tony Taylor	29	20	9	.690
95	56	39	.589	1963	Tony Taylor	32	23	9	.719
65	30	35	.462	1964	Tony Taylor	20	13	7	.650
78	46	32	.590	1965	Dick Allen	17	15	2	.882
98	56	42	.571	1966	Bill White	22	16	6	.727
141	79	62	.560	1967	Dick Allen	25	20	5	.800
109	58	51	.532	1968	Tony Taylor	27	22	5	.815
122	73	49	.598	1969	Tony Taylor	29	19	10	.655
136	72	64	.529	1970	Larry Bowa	36	24	12	.667
102	63	39	.618	1971	Larry Bowa	39	28	11	.718
92	42	50	.457	1972	Larry Bowa	26	17	9	.654
86	41	45	.477	1973	Larry Bowa	16	10	6	.625
98	51	47	.520	1974	Larry Bowa	50	39	11	.780
173	115	58	.665	1975	Mike Schmidt	41	29	12	.707
183	126	57	.689	1976	Larry Bowa	38	30	8	.789
197	127	70	.645	1977	Larry Bowa	35	32	3	.914
203	135	68	.665	1978	Garry Maddox	40	33	7	.825
210	152	58	.724	1979	Garry Maddox	39	26	13	.667
204	128	76	.627	1980	Lonnie Smith	46	33	13	.717
212	140	62	.660	1981	Lonnie Smith	31	21	10	.677
151	103	48	.682	1982	Bob Dernier	54	42	12	.778
204	128	76	.627	1983	Bob Dernier	42	35	7	.833
246	186	60	.756	1984	Juan Samuel	87	72	15	.809
173	122	51	.705	1985	Juan Samuel	72	53	19	.736

## MOST BY TWO TEAMMATES

120	1984	-	Juan Samuel (72), Von Hayes (48)
83	2008	-	Jimmy Rollins (47), Shane Victorino (36)
82	2001	-	Jimmy Rollins (46), Bobby Abreu (36)
81	1987	-	Milt Thompson (46), Juan Samuel (35)
80	1910	-	Sherry Magee (49), Johnny Bates (31)
78	2007	-	Jimmy Rollins (41), Shane Victorino (37)
77	2014	-	Ben Revere (49), Jimmy Rollins (28)

## MOST BY THREE TEAMMATES

147	1984	-	Juan Samuel (72), Von Hayes (48), Jeff Stone (27)
110	2001	-	Jimmy Rollins (46), Bobby Abreu (36), Doug Glanville (28)
106	1900	-	Roy Thomas (37), Elmer Flick (35), Jimmy Slagle (34)
105	1910	-	Sherry Magee (49), Johnny Bates (31), Eddie Grant (25)

# STOLEN BASES

TEAM				INDIVIDUAL (Pct.)						
ATT	SB	CS	PCT	Year	Player	ATT	SB	CS	PCT	
212	153	59	.722	1986	Milt Thompson	23	19	4	.826	
160	111	49	.694	1987	Milt Thompson	56	46	10	.821	
161	112	49	.696	1988	Juan Samuel	43	33	10	.767	
156	106	50	.679	1989	Von Hayes	35	28	7	.800	
143	108	35	.755	1990	Lenny Dykstra	38	33	5	.868	
122	92	30	.754	1991	Lenny Dykstra	28	24	4	.857	
158	127	31	.804	1992	Lenny Dykstra	35	30	5	.857	
123	91	32	.740	1993	Lenny Dykstra	49	37	12	.755	
91	67	24	.736	1994	Lenny Dykstra	19	15	4	.789	
97	72	25	.742	1995	Jim Eisenreich	10	10	0	1.000	
158	117	41	.741	1996	Mickey Morandini	31	26	5	.838	
148	92	56	.622	1997	Rico Brogna	15	12	3	.800	
142	97	45	.683	1998	Doug Glanville	29	23	6	.793	
160	125	35	.781	1999	Doug Glanville	36	34	2	.944	
132	102	30	.773	2000	Doug Glanville	39	31	8	.795	
200	153	47	.765	2001	Jimmy Rollins	54	46	8	.852	
147	104	43	.727	2002	Bobby Abreu	43	31	12	.721	
101	72	29	.713	2003	Marlon Byrd	11	10	1	.917	
127	100	27	.787	2004	Bobby Abreu	45	40	5	.889	
108	82	26	.759	2005	Kenny Lofton	25	22	3	.880	
117	92	25	.786	2006	Jimmy Rollins	40	36	4	.900	
157	138	19	.879	2007	Michael Bourn	19	18	1	.947	
161	136	25	.845	2008	Jayson Werth	21	20	1	.952	
147	119	28	.810	2009	Chase Utley	23	23	0	1.000	
129	108	21	.837	2010	Jimmy Rollins	18	17	1	.944	
120	96	24	.800	2011	Shane Victorino	22	19	3	.864	
139	116	23	.835	2012	Jimmy Rollins	35	30	5	.857	
102	73	29	.716	2013	Jimmy Rollins	28	22	6	.786	
135	109	26	.807	2014	Chase Utley	11	10	1	.909	
120	88	32	.733	2015	Ben Revere	29	24	5	.828	
141	96	45	.681	2016	Odúbel Herrera	32	25	7	.781	
84	59	25	.702	2017	César Hernández	20	15	5	.750	
95	69	26	.726	2018	César Hernández	25	19	6	.760	
96	78	18	.813	2019	Bryce Harper	18	15	3	.833	

## SEASON LEADERS BY POSITION

Pos.	Player	SB	Year
P	Johnny Lush	6	1906
C	Red Dooin	20	1908
1B	Kitty Bransfield	30	1908
2B	Juan Samuel	72	1984
SS	Jimmy Rollins	47	2008
3B	Hans Lobert	41	1913
LF	Sherry Magee	55	1906
CF	Ben Revere	49	2014
RF	Bobby Abreu	40	2004

## MOST STEALS, ONE GAME

- 11 7/12/1906 at STL (Sherry Magee 4, Kid Gleason 2, Red Dooin, Mickey Doolan, Johnny Lush, Roy Thomas and John Titus 1)
- 10 8/31/1906 vs NYG (Sherry Magee 4, Kitty Bransfield, Mickey Doolan, Kid Gleason, Paul Sentelle, Roy Thomas and John Titus 1)

## MOST PLAYERS WITH 20 STEALS

- 6 1908 - Sherry Magee, Kitty Bransfield, Eddie Grant, Otto Knabe, John Titus, Red Dooin
- 4 1900 - Roy Thomas, Elmer Flick, Jimmy Slagle, Nap Lajoie
- 1901 - Elmer Flick, Ed Delahanty, Roy Thomas, Monte Cross
- 1909 - Sherry Magee, Eddie Grant, John Titus, Johnny Bates
- 1910 - Sherry Magee, Johnny Bates, Eddie Grant, John Titus
- 1911 - Hans Lobert, Dode Paskert, Otto Knabe, Sherry Magee
- 1916 - Possum Whitted, Dode Paskert, Milt Stock, Bert Niehoff
- 1979 - Garry Maddox, Bake McBride, Larry Bowa, Pete Rose
- 2009 - Jimmy Rollins, Shane Victorino, Chase Utley, Jayson Werth

# RUNS, HITS - GAME

Since 1900

## MOST RUNS, GAME

<b>PHILLIES</b>			<b>OPPONENTS</b>		
<b>Runs</b>	<b>Opponent</b>	<b>Date</b>	<b>Runs</b>	<b>Opponent</b>	<b>Date</b>
26	vs NYM	6/11/1985	28	vs STL	7/6/1929
23	at PIT	7/13/1900	26	at CHI	8/25/1922
23	at CHI	8/25/1922	24	at CIN	5/13/1902
23*	at CHI	5/17/1979	24	vs NYG	9/2/1925
22	vs CIN	7/6/2009	24	vs NYM	8/16/2018 (gm 1)
21	vs CIN	5/15/1911	23	vs STL	9/16/1926
21	vs CIN	9/14/1920	23	vs NYG	7/11/1931
21	vs CHI	7/3/1999	22	vs NYG	6/1/1923
20	at CIN	5/11/1900	22	at BKN	9/6/1930
20	vs CHI	9/6/1900	22	vs BKN	9/23/1939
20	vs STL	5/11/1923	22*	at CHI	5/17/1979
20	vs COL	5/26/2008	22	vs CIN	9/4/1999
20	at STL	6/13/2008	21	vs CIN	7/13/1923
20	vs MIA	4/7/2018	21	vs CIN	8/11/1926
19	vs CIN	6/24/1901	21	at CIN	6/5/1929
19	vs PIT	5/11/1911	21	at CHI	6/23/1930
19	at CIN	5/22/1937	21	vs NYG	8/4/1934
19	at LAD	9/12/1961	21	vs CIN	5/9/1937
19	vs CHI	6/23/1986	21	at CHI	5/5/1938
18	13 times; last: at ATL	9/9/2003			

## MOST RUNS, SHUTOUT GAME

<b>PHILLIES</b>			<b>OPPONENTS</b>		
<b>Runs</b>	<b>Opponent</b>	<b>Date</b>	<b>Runs</b>	<b>Opponent</b>	<b>Date</b>
18	at PIT	7/11/1910	17	at NYM	9/25/2016
18	at CIN	8/10/1930	16	vs CHI	5/4/1929
18	vs CIN	7/14/1934 (gm 1)	15	vs NYG	4/30/1918
17	at PIT	5/20/1951	15	vs CHI	6/12/1935
16	vs HOU	9/10/1963	15	vs CHI	9/26/1944
15	at BOS	7/3/1928	15	at BKN	8/16/1952
15	at NYG	5/22/1936	14	vs BKN	7/4/1942
14	vs STL	6/13/1922	14	vs STL	8/6/1980
14	vs FLA	9/16/2003	14	at CHI	9/27/1981
13	vs BOS	9/5/1910	14	at COL	9/26/2018
13	at BOS	9/8/1913	13	at PIT	8/8/1911
13	at CHI	6/12/1915	13	at NYG	9/4/1920
13	at CHI	5/16/1979	13	vs PIT	7/4/1945
13	at MTL	6/19/1994	13	at MTL	8/17/1977
13	vs NYM	8/14/2006	13	vs SF	6/1/2007

## MOST HITS, GAME

<b>PHILLIES</b>			<b>OPPONENTS</b>		
<b>Hits</b>	<b>Opponent</b>	<b>Date</b>	<b>Hits</b>	<b>Opponent</b>	<b>Date</b>
27*	vs PIT	7/23/1930 (gm 2)	30	vs NYG	9/2/1925 (gm 2)
27	vs NYM	6/11/1985	28	at CIN	5/13/1902
26	at CHI	8/25/1922	28	vs STL	7/6/1929 (gm 2)
26	at LAD	7/17/2007	28	vs NYG	7/11/1931
25	vs CIN	6/24/1901	27	vs PIT	8/8/1922
24*	at CHI	4/17/1976	27	vs BKN	9/23/1939
24*	at CHI	5/17/1979	26	vs NYG	7/10/1930
24*	at LAD	5/19/1990	26	vs STL	9/23/1930
23	nine times		26*	at CHI	5/17/1979

\* Extra-inning game



# BIG INNINGS

## MOST RUNS, INNING – SORTED BY RUNS

### PHILLIES

Runs	Inning	Opponent	Date
13	4th	at CIN	4/13/2003
12	6th	vs CHI	7/21/1923 (gm 1)
12	1st	vs WSH	4/8/2017
11	2nd	vs CIN	7/14/1934 (gm 1)
11	7th	at SF	7/15/1972
11	3rd	at STL	9/24/1981
11	8th	at MIL	9/22/1999
10	9th	at CLE	7/4/1891 (gm 1)
10	5th	at PIT	7/20/1938 (gm 1)
10	7th	at BOS	6/20/1943 (gm 1)
10	8th	vs NYG	9/4/1944 (gm 2)
10	1st	vs NYG	8/13/1948
10	8th	vs CIN	6/2/1949
10	3rd	vs CIN	6/15/1962
10	1st	vs CHI	8/5/1975
10	8th	at SF	8/21/1984
10	1st	vs MTL	6/2/2002
10	9th	at FLA	9/17/2005
10	1st	vs CIN	7/6/2009
10	1st	vs NYM	4/16/2019

### OPPONENTS

Runs	Inning	Opponent	Date
14	4th	at CHI	8/25/1922
12	3rd	vs STL	9/16/1926 (gm 1)
12	6th	vs CHI	8/21/1935 (gm 2)
12	8th	at CHI	5/5/1938
12	8th	vs BKN	5/24/1953
12	8th	vs HOU	5/31/1975
11	9th	vs NYG	8/4/1934 (gm 2)
11	7th	at CHI	5/5/1946 (gm 1)
11	2nd	at ARI	8/11/2015
10	2nd	at CHI	8/25/1922
10	1st	vs STL	7/6/1929 (gm 2)
10	5th	vs STL	7/6/1929 (gm 2)
10	3rd	vs NYG	7/10/1930
10	5th	vs CHI	6/13/1937 (gm 1)
10	5th	vs CIN	8/3/1969
10	7th	at HOU	6/11/1974
10	1st	vs PIT	6/8/1989
10	5th	vs NYM	8/16/2018 (gm 1)

## MOST RUNS, INNING – SORTED BY INNING

### PHILLIES

Runs	Date	Inning
12	4/8/2017 vs WSH	1st
11	7/14/1934 vs CIN (gm 1)	2nd
11	9/24/1981 at STL	3rd
13	4/13/2003 at CIN	4th
10	7/20/1938 at PIT (gm 1)	5th
12	7/21/1923 vs CHI (gm 1)	6th
11	7/15/1972 at SF	7th
11	9/22/1999 at MIL	8th
10	7/4/1891 at CLE (gm 1)	9th
10	9/17/2005 at FLA	9th
5	9/16/1930 vs PIT	10th
5	5/6/1960 at LAD	10th
5	8/22/2004 at MIL	10th
6	5/31/1967 at LAD	11th
4	9/17/1989 vs STL (gm 1)	12th
4	5/15/2009 at WSH	12th
5	6/16/2014 at ATL	13th
5	8/19/1916 at CIN	14th
3	7/21/1956 at MIL	15th
3	6/28/1961 vs SF	15th
3	8/11/1980 at CHI	15th
3	9/29/1980 vs CHI	15th
3	7/24/2018 vs LAD	16th
3	6/27/2003 at BAL	17th
2	9/15/1950 vs CIN (gm 2)	18th
3	4/30/1919 vs BKN	19th
2	7/7/1993 vs LAD	20th

### OPPONENTS

Runs	Date
10	7/6/1929 vs STL (gm 2)
10	5/22/1934 vs PIT
10	6/8/1989 vs PIT
11	8/11/2015 at ARI
12	9/16/1926 vs STL (gm 1)
14	8/25/1922 at CHI
10	7/6/1929 vs STL (gm 2)
10	6/13/1937 vs CHI (gm 1)
10	8/3/1969 vs CIN
12	8/21/1935 vs CHI (gm 2)
11	5/5/1946 at CHI (gm 1)
12	5/5/1938 at CHI
12	5/24/1953 vs BKN (none out)
12	5/31/1975 vs HOU
11	8/4/1934 vs NYG (gm 2)
9	8/24/1947 vs CIN (gm 1)
9	5/28/1995 vs SD
7	6/10/1984 vs PIT
7	6/20/2017 vs STL
7	5/8/1949 vs CIN (gm 1)
3	5/15/1946 vs CHI
3	6/12/2009 vs BOS
5	5/9/1970 vs LAD
5	8/26/1919 vs CIN (gm 2)
2	8/24/2010 vs HOU
5	9/13/1974 vs STL
5	8/24/13 vs ARI
3	4/30/1919 vs BKN

# INDIVIDUAL BATTING RECORDS

Since 1900; 9 innings, unless indicated

KEY: (ML) Major League record; (MLT) Major League record tied; (NL) Nat'l League record; (NLT) Nat'l League record tied.

## MOST YEARS

**Career**—18, Mike Schmidt

## MOST GAMES

**Season**—163, Pete Rose, 1979

**Rookie**—162, Dick Allen, 1964 (NLT)

**Career**—2,404, Mike Schmidt

**Consecutive**—730, Richie Ashburn, 6/7/50-ended with 1955 opener; 533, Fred Luderus, 6/2/1916-ended with 1920 opener

## MOST AT-BATS

**Inning**—Unknown

**Game**—7, Russ Wrightstone, 8/25/1922 vs CHI; Rick Schu, 6/11/1985 vs NYM; Juan Samuel, 6/11/1985 vs NYM; Jimmy Rollins, 7/15/2006 at SF; Shane Victorino, 7/17/2007 at LAD and 6/13/2008 at STL (MLT)

**Extra-inning game**—10, Del Ennis, 9/15/1950 (gm 2) vs CIN (19 inn.); Dave Bancroft, 4/30/1919 vs BKN (20 inn.)

**Season**—716, Jimmy Rollins, 2007 (ML)

**Rookie**—701, Juan Samuel, 1984 (ML)

**Career**—8,628, Jimmy Rollins

**No hits, pitcher, season**—31, Don Carman, 1986; 30, Rick Wise, 1966

## MOST RUNS SCORED

**Inning**—2, held by many; last: Andrew McCutchen and Bryce Harper, 4/16/2019 vs NYM, 1st (NLT)

**Game**—5, John Titus, 6/4/1912 vs PIT; Denny Sothorn, 6/6/1930 vs CIN; Lou Chiozza, 4/19/1935 vs NYG; Don Demeter, 9/12/1961 at LAD; John Kruk, 8/10/1989 at CHI; Mariano Duncan, 5/3/1992 at SF; Jimmy Rollins, 8/2/2006 at STL; Shane Victorino, 7/6/2009 vs CIN

**Season**—158, Chuck Klein, 1930 (NL)

**Rookie**—125, Dick Allen, 1964

**Career**—1,506, Mike Schmidt

**Consecutive game streak**—15, Lenny Dykstra, 1993

## MOST HITS

**Inning**—2, held by many; last: Corey Dickerson, 8/24/2019 at MIA, 4th (NLT)

**Game**—6, Connie Ryan, 4/16/1953 at PIT (4 1B, 2 2B)

**First game**—4, Edwin Freed, 9/11/1942 vs CIN (1B, 2 2B, 3B) (MLT)

**Season**—254, Lefty O'Doul, 1929 (LH) (NLT); 213, Dave Cash, 1975 (RH)

**Rookie**—201, Dick Allen, 1964

**Career**—2,306, Jimmy Rollins

**Consecutive hits**—9, Dick Sisler, 1950; Eddie Waitkus, 1950; Dave Philley, 1958-59; Jayson Werth, 2007

**Consecutive pinch-hits**—9, Dave Philley, 1958-59 (NL)

**Consecutive game hit streak**—38, Jimmy Rollins, 2005-06

**Consecutive game hit streak, single season**—36, Jimmy Rollins, 2005

**Consecutive game hit streak, rookie**—23, Goldie Rapp, 1921; Richie Ashburn, 1948

## MOST SINGLES

**Inning**—2, held by many; last: Tommy Joseph, 4/8/2017 vs WSH, 1st (MLT)

**Game**—5, 23 times; last: Juan Pierre, 9/20/2012 at NYM

**Season**—181, Lefty O'Doul, 1929 & Richie Ashburn, 1951 (LH); 167, Dave Cash, 1974 (RH)

**Rookie**—134, Fresco Thompson, 1927 (RH); 131, Richie Ashburn, 1948 (LH)

**Career**—1,811, Richie Ashburn

## MOST DOUBLES

**Inning**—2, Rick Schu, 10/3/1985, 3rd, at MTL; J.T. Realmuto, 4/16/2019 vs NYM, 1st (MLT)

**Game**—4, Gavvy Cravath, 8/8/1915 at CIN and 6/23/1919 vs BOS; Denny Sothorn, 6/6/1930 vs CIN; Dick Bartell (consecutive), 4/25/1933 vs BOS; Willie Jones (consecutive), 4/20/1949 at BOS (MLT)

**Season**—59, Chuck Klein, 1930 (LH); 48, Dick Bartell, 1932 (RH)

**Rookie**—39, Kiddo Davis, 1932

**Career**—479, Jimmy Rollins

## MOST TRIPLES

**Inning**—1, held by many

**Game**—3, Harry Wolverton, 7/13/1900 at PIT (MLT)

**Season**—20, Jimmy Rollins, 2007

**Rookie**—19, Juan Samuel, 1984

**Career**—127, Sherry Magee

## MOST HOME RUNS

**Inning**—2, Andy Seminick, 6/2/1949 vs CIN, 8th; Von Hayes, 6/11/1985 vs NYM, 1st (MLT)

**Game**—3, 21 times, last: Jayson Werth, 5/16/2008 vs TOR

**Extra-inning game**—4, Chuck Klein, 7/10/1936 at PIT (10 inn.); Mike Schmidt, 4/17/1976 at CHI (10 inn.) (consecutive) (MLT)

**Game, pitcher**—2, Jack Knight, 6/24/1926 (gm 1), at NYG; Phil Collins, 7/22/1930 vs PIT; Rick Wise, 6/23/1971 at CIN and 8/28/1971 vs SF; Larry Christenson, 9/5/1976 vs NYM; Randy Lerch, 9/30/1978 at PIT; Robert Person, 6/2/2002 vs MTL; Randy Wolf, 8/11/2004 vs COL

**Consecutive games**—5, Dick Allen, 1969; Mike Schmidt, 1979; Bobby Abreu, 2005; Chase Utley, 2008 (twice); Rhys Hoskins, 2017; Odúbel Herrera, 2018

**Consecutive games, pitcher**—4, Ken Brett, 6/9-13-18-23/1973 (ML)

**3 consecutive games**—6, Mike Schmidt, 4/17-18-20/1976

**4 consecutive games**—7, Mike Schmidt, 4/17-18-20-21/1976

**5 consecutive games**—7, Mike Schmidt, 7/6-7-8-9-10/1979

**First ML at-bat**—Emmett Mueller, 4/19/1938 vs BKN; Eddie Sanicki, 9/14/1949 at PIT; Ricky Jordan, 7/17/1988 vs HOU; Marlon Anderson, 9/8/1998 vs NYM

**Season**—58, Ryan Howard, 2006 (LH); 48, Mike Schmidt, 1980 (RH)

**Rookie**—30, Willie Montanez, 1971 (LH); 29, Dick Allen, 1964 (RH)

**Career**—548, Mike Schmidt

**At home, season**—29, Chuck Klein, 1932; Ryan Howard, 2006

**On road, season**—29, Mike Schmidt, 1979; Ryan Howard, 2006

**At home, career**—265, Mike Schmidt

**On road, career**—283, Mike Schmidt

**Grand slams, game**—1, held by many; last: Bryce Harper, 8/15/2019 vs CHI

**Grand slams, extra-inning game**—10 players; last: John Mayberry Jr., 6/4/2013 vs MIA (11th inn.), 7-3 W

**Grand slams, pitcher, game**—1, 11 times, last: Robert Person, 6/2/2002 vs MTL (Chen)

**Grand slams, season**—4, Vince DiMaggio, 1945

**Grand slams, career**—15, Ryan Howard

**Multi-HR games, season**—7, Dick Allen, 1968 (RH); Ryan Howard, 2006 (LH); Chase Utley, 2006 (LH)

**Home runs in consecutive at-bats**—4, Deron Johnson, 7/10 (1) & 7/11/1971 (3) vs MTL; Mike Schmidt, 4/17/1976 at CHI (10 inn.); Mike Schmidt, 7/6 (1) & 7/7/1979 (3) vs SF; Benito Santiago, 9/14 (1) & 9/15/1996 (3) at CHI (MLT)

# INDIVIDUAL BATTING RECORDS

**Home runs, 1st two batters, game**—Juan Samuel & Von Hayes, 7/29/1984 vs MTL (Gullickson); Gary Redus & Juan Samuel, 7/7/1986 vs ATL (Palmer); Lenny Dykstra & Mickey Morandini, 4/16/1996 at MTL (Paniagua); Jimmy Rollins & Placido Polanco, 9/9/2004 at ATL (Ortiz); Jimmy Rollins & Wil Nieves, 5/18/2014 vs CIN

**Home runs from both sides of the plate, game**—Steve Jeltz, 6/8/1989 vs PIT; Tomas Perez, 7/24/2001 vs MTL; Jimmy Rollins, 8/12/2006 vs CIN & 7/20/2011 at CHI; Freddy Galvis, 6/4/2017 vs SF

**Winning 1-0, extra-inning game**—1, held by two: Ron Northey, 6/22/1944 at BOS, 1st game, 15th & Juan Samuel, 8/20/1986 at SF, 10th

## MOST EXTRA-BASE HITS

**Inning**—2, held by many; last: J.T. Realmuto, 4/16/2019 vs NYM, 1st (2B, 2B) (MLT)

**Game**—4, held by several; last: Ryan Howard, 6/18/2010 vs MIN (2B, 3B, 2 HR)

**Season**—107, Chuck Klein, 1930 (LH) (NLT); 88, Jimmy Rollins, 2007 (SW); 81, Mike Schmidt, 1980 (RH)

## MOST TOTAL BASES

**Inning**—8, Andy Seminick, 6/2/1949, 8th, vs CIN; Von Hayes, 6/11/1985, 1st, vs NYM (MLT)

**Game**—13, John Moore, 7/22/1936; Don Demeter, 9/12/1961; Johnny Callison, 6/6/1965 at CHI (gm 2); Mike Lieberthal, 8/10/2002 at LA; Ryan Howard, 9/3/2006 vs ATL (gm 1) and 6/18/2010 vs MIN

**Extra-inning game**—17, Mike Schmidt, 4/17/1976 at CHI (10 inn.)

**Season**—445, Chuck Klein, 1930 (LH); 380, Jimmy Rollins, 2007 (SW); 352, Dick Allen, 1964 (RH)

**Rookie**—352, Dick Allen, 1964

**Career**—4,404, Mike Schmidt

## MOST RUNS BATTED IN

**Inning**—5, Von Hayes, 6/11/1985 vs NYM, 1st; Bobby Abreu, 7/24/2003 at CHI, 6th; Chase Utley, 9/2/2010 at COL, 7th

**Two consecutive innings**—7, Del Ennis, 7/27/1950 vs CHI, 7th/8th; Jayson Werth, 5/16/2008 vs TOR, 2nd/3rd

**Game**—8, Kitty Bransfield, 7/11/1910 at PIT; Gavy Cravath, 8/8/1915 at CIN; Willie Jones, 8/20/1958 at STL; Mike Schmidt, 4/17/1976 at CHI (10 inn.); Jayson Werth, 5/16/2008 vs TOR

**Consecutive RBI games**—10, Pinky Whitney, 1931; Bobby Abreu, 2005

**Series, any length**—13, done 3 times; last: Carlos Santana, 5/7-10/2018 vs SF

**Season**—170, Chuck Klein, 1930 (LH); 130, Greg Luzinski, 1977 (RH)

**Rookie**—103, Pinky Whitney, 1928

**Career**—1,595, Mike Schmidt

## MOST SACRIFICE HITS

**Game**—3, done 15 times; last: Cliff Lee, 5/11/2013 at ARI

**Season**—43, Kid Gleason, 1905 (RH) (NL)

## MOST SACRIFICE FLIES

**Game**—2, held by several; last: J.T. Realmuto, 8/30/2019 vs NYM

**Season**—13, Willie Montanez, 1971 (LH); Mike Schmidt, 1980 (RH)

**Rookie**—13, Willie Montanez, 1971 (MLT)

**Career**—108, Mike Schmidt

## MOST WALKS

**Inning**—2, held by many; last: Aaron Altherr, 7/6/2018 at PIT, 7th (MLT)

**Game**—5, Dick Allen, 8/16/1968 vs SF; Von Hayes, 6/6/1990 at STL; Ryan Howard, 7/30/2006 vs FLA (gm 1) (NLT)

**Extra-inning game**—5, Andy Seminick, 9/30/1951 vs BKN (14 inn.); Richie Ashburn, 7/16/1954 at CIN (gm 1) (10 inn.)

**Doubleheader**—6, Clay Dalrymple, 7/4/1967 vs HOU (19 inn.) (NLT)

**Season**—129, Lenny Dykstra, 1993 (LH); 128, Mike Schmidt, 1983 (RH); 110, Carlos Santana, 2018 (SW)

**Rookie**—84, Ed Bouchee, 1957

**Career**—1,507, Mike Schmidt

## MOST INTENTIONAL WALKS (since 1955)

**Inning**—1, held by many

**Game**—3, done 8 times; last: Maikel Franco, 4/2/2019 at WSH

**Season**—37, Ryan Howard, 2006

**Rookie**—14, Willie Montanez, 1971 (NL)

**Career**—201, Mike Schmidt

## MOST HIT BY PITCH

**Inning**—1, held by many

**Game**—3, Chase Utley, 4/8/2008 at NYM

**Season**—27, Chase Utley, 2008 (LH)

## MOST STRIKEOUTS

**Inning**—2, Joe Oeschger, 8/26/1917, 3rd; Cole Hamels, 9/8/2011 at MIL, 6th (MLT); Rhys Hoskins, 10/1/2017 vs NYM (4th)

**Game**—5, Dick Allen, 6/28/1964 at STL (gm 1); Larry Hisle, 5/28/1970 at MTL; Scott Rolen, 8/23/1999 vs SD (MLT); Darren Daulton, 4/16/1991 at CHI (13 inn.); Jim Thome, 7/2/2004 vs BAL (16 inn.); Pat Burrell, 9/16/2008 at ATL; Ryan Howard, 8/24/2010 vs HOU (16 inn.); Roman Quinn, 9/24/2016 at NYM; Odúbel Herrera, 5/25/2017 vs COL (11 inn.)

**Consecutive**—9, Wayne Twitchell, 1973 (pitcher)

**Season**—199, Ryan Howard, 2007 & 2008 (LH); 185, Marlon Byrd, 2014 (RH)

**Rookie**—168, Juan Samuel, 1984

**Fewest, season**—8, Emil Verban, 1947

**Career**—1,883, Mike Schmidt

## MOST STOLEN BASES

**Inning**—Unknown

**Game**—4, Sherry Magee, 7/12/1906 at STL and 8/31/1906 vs NYG; Garry Maddox, 5/29/1978 vs PIT; Jayson Werth, 5/12/2009 vs LAD

**Consecutive, single season**—35, Jimmy Rollins, 2001

**Consecutive, multi-season**—39, Jimmy Rollins, 2007-08

**2nd, 3rd, home, inning**—Sherry Magee, 7/12/1906 at STL, 9th; Pete Rose, 5/11/1980 at CIN, 7th; Jayson Werth, 5/12/2009 vs LAD, 7th

**Steal of home, game**—2, Sherry Magee, 7/20/1912 at CHI (MLT)

**Season**—72, Juan Samuel, 1984

**Rookie**—72, Juan Samuel, 1984

**Career**—453, Jimmy Rollins

## HIGHEST BATTING AVERAGE

**Season**—.398, Lefty O'Doul, 1929

**Rookie**—.333, Richie Ashburn, 1948

**Career**—.326, Chuck Klein

## HIGHEST SLUGGING PERCENTAGE

**Season**—.687, Chuck Klein, 1930

**Rookie**—.557, Dick Allen, 1964

**Career**—.553, Chuck Klein (LH); .531, Dick Allen (RH)

## MOST GROUNDED INTO DOUBLE PLAYS (since 1933)

**Game**—3, Roy Hughes, 9/5/1939 vs NYG; Richie Ashburn, 6/28/1959 vs SF; Mike Anderson, 7/14/74 vs SF; Johnny Estrada, 5/30/2001 at NYM; Ryan Howard, 4/10/2009 at COL; Placido Polanco, 6/25/2010 at TOR

**Season**—25, Del Ennis, 1950; Ted Sizemore, 1977

**Fewest, season**—1, Richie Ashburn, 1948;

David Dellucci, 2006

## TEAM BATTING RECORDS

Since 1900; 9 innings, unless indicated

KEY: (ML) Major League record; (MLT) Major League record tied; (NL) Nat'l League record; (NLT) Nat'l League record tied.

### MOST GAMES

Season—163, 1979; 1983; 1989

### PLAYERS

Most, season—56, 2019

Fewest, season—23, 1915

### MOST AT-BATS

Plate appearances, inning—Unknown

Plate appearances, game—66, 8/25/1922 vs CHI (MLT); 77, vs CIN, 5/25/2011 (19 inn.)

Game—69, 7/7/1993 vs LA (20 inn.); 53, 8/25/1922 vs CHI

Season—5,688 in 2007 (162 games); 5,667 in 1930 (156 games) (ML record for less than 162 games)

### MOST RUNS

Inning—13, 4/13/2003 at CIN, 4th

Inning, opponent—14, 8/25/1922 at CHI, 4th

Consecutive scoreless innings—42.0, 5/18-25/1983

Game—26, 6/11/1985 vs NYM; W 26-7

Game, opponent—28, STL at PHI 6, 7/6/1929 (gm 2) (NL)

Opening game—19, 4/19/1900 vs BOS (10 inn.); W 19-17 (NL)

Shutout game—PHI 18, PIT 0, 7/11/1910; PHI 18, CIN 0, 8/10/1930; PHI 18, CIN 0, 7/14/1934

Shutout game, opponent—NYM 17, PHI 0, 9/25/2016

Most players scoring run, game—13, at CHI, 8/25/1922

Season—944 in 1930 (156 games)

Fewest, season—394 in 1942 (151 games)

### MOST HITS

Inning—Unknown

Game—27, 6/11/1985 vs NYM

Game, opponent—30, 9/2/1925 vs NYG (gm 2)

Consecutive, start of game, none out—8, 8/5/1975 vs CHI (MLT)

Season—1,783 in 1930 (156 games) (ML)

Fewest, season—1,113 in 1907 (149 games)

### MOST SINGLES

Inning—Unknown

Game—21, 7/25/1900 vs CIN

Season—1,268 in 1930 (156 games)

### MOST DOUBLES

Inning—Unknown

Game—11, vs CHI, 6/23/1986 (since 1917)

Season—345 in 1930 (156 games)

### MOST TRIPLES

Inning—Unknown

Game—5, 8/2/1986 vs CHI (since 1917)

Season—82 in 1900 (141 games) and 1905 (155 games)

### MOST HOME RUNS

Inning—5, 6/2/1949 vs CIN, 8th; Andy Seminick 2, Willie

Jones, Schoolboy Rowe, Del Ennis (MLT)

—4, 8/17/1985 at CHI, 7th; Juan Samuel, Glenn Wilson,

Mike Schmidt (Von Hayes strikes out), Darren Daulton

Game—7, 9/8/1998 vs NYM and 7/26/2018 at CIN

Game, opponent—9, 9/4/1999 vs CIN

Most consecutive games, one home run—18 in 2008

Most consecutive games, no home runs—30 in 1918

Season, total—224 in 2009 (162 games)

Season, home—123 in 2019

Grand slams, inning—1, many times

Grand slams, game—2, 4/28/1921 vs BOS (Ralph Miller, Lee Meadows); 8/18/1997 vs SF (Billy McMillon, Mike Lieberthal); 9/9/2003 at ATL (Tomas Perez, Jason Michaels) (MLT); 4/27/2009 vs WSH (Ryan Howard and Raúl Ibañez); 4/7/2018 vs MIA (Maikel Franco and Aaron Altherr)

Grand slams, season—11 in 2009

### MOST EXTRA-BASE HITS

Inning—7, 6/2/1949 vs CIN, 8th inn.; 7/6/1986 vs CIN, 3rd inn. (MLT)

Game—15, 6/23/1986 vs CHI (NLT)

Game, opponent—15, 8/24/2015 vs NYM

### MOST TOTAL BASES

Inning—26, 6/2/1949 vs CIN, 8th (5 HR, 1 3B, 1 2B, 1 1B)

Game—46, 7/17/2007 at LAD

Game, extra innings—48, 5/17/1979 at CHI (10 inn.)

Game, opponent—51, 8/24/2015 vs NYM

Season—2,605 in 2007 (162 games); 2,594 in 1930 (156 games)

### MOST RUNS BATTED IN

Inning—Unknown

Game—25, 6/11/1985 vs NYM

Season—884 in 1930 (156 games)

### MOST SACRIFICE HITS

Inning—3, 9/23/1967 vs LA, 7th (MLT)

Game—6, done 4 times; last: 8/19/1922 at STL

Season—Unknown

### MOST SACRIFICE FLIES

Inning—2, many times; last: 6/27/2017 at SEA, 5th

Game—3, many times; last: 7/19/2017 at MIA

Season—74 in 1977 (162 games)

### MOST WALKS

Inning—Unknown

Game—14, 7/6/1918 at CIN

Game, extra innings—18, 7/2/2004 vs BAL (16 inn.) (NL)

Season—665 in 1993 (162 games); 652 in 1955 (154 games)

### MOST INTENTIONAL WALKS

Inning—Unknown

Game—5, done 5 times; last: 6/2/1988 vs STL

Season—101 in 1967

### MOST LEFT ON BASE

Inning—3, many times

Game—20, 9/4/1922 vs BKN and 8/14/1990 vs SF

Doubleheader—29, 5/15/1955 vs MIL (NLT)

Game, no runs scored—14, 9/22/1971 vs MTL

Season—1,295 in 2007

Fewest, season—991 in 1920 (153 games)

### MOST HIT BY PITCH

Inning—3, 5/15/1960 vs CIN (gm 1), 8th; 8/31/2007 at FLA, 2nd (MLT)

Game—4, 9/14/1904 at BKN; 5/15/1960 at CIN (gm 1); 9/21/2016 vs CWS

Season—95 in 2006 (162 games)

Fewest, season—9 in 1939 (152 games) (NLT)

## TEAM BATTING RECORDS

### MOST STRIKEOUTS

**Inning**—4, Wes Covington, Tony Gonzalez, Dick Stuart, Clay Dalrymple, 4/17/1965, 2nd, vs LAD's Don Drysdale; Greg Dobbs, Jimmy Rollins, Shane Victorino, Ryan Howard, 6/21/2008, 8th, vs LAA's Scot Shields (MLT)

**Game**—19, 10/6/1991 vs NYM (David Cone); 20, 8/24/2013 vs ARI (18 inn.)

**Season**—1,520 in 2018 (162 games)

**Fewest, season**—452, in 1924 (152 games)

### MOST STOLEN BASES

**Inning**—8, 7/7/1919 vs NYG (gm 1), 9th (MLT)

**Game**—11, 7/12/1906 at STL

**Season**—205 in 1900

### MOST GROUNDED INTO DOUBLE PLAYS

**Game**—6, 5/17/2003 at HOU

**Season**—144 in 1950 (157 games)

**Fewest, season**—90, in 2009 (162 games)

### HIGHEST BATTING AVERAGE

**Season**—.315 in 1930 (156 games)

### LOWEST BATTING AVERAGE

**Season**—.232 in 1942 (151 games)

### HIGHEST SLUGGING PERCENTAGE

**Season**—.467 in 1929 (154 games)

### LOWEST SLUGGING PERCENTAGE

**Season**—.305 in 1907 (149 games)

### HIGHEST ON-BASE PERCENTAGE

**Season**—.376 in 1929

### LOWEST ON-BASE PERCENTAGE

**Season**—.289 in 1942

## PINCH-HITTING RECORDS

KEY: (ML) Major League record; (MLT) Major League record tied; (NL) Nat'l League record; (NLT) Nat'l League record tied.

### INDIVIDUAL RECORDS

#### MOST AT-BATS

**Season**—74, Ross Gload, 2011

**Rookie**—61, Jeff Grotewold, 1992

**Career**—461, Greg Gross

#### MOST HITS

**Season**—22, Greg Dobbs, 2008

**Consecutive, season**—8, Dave Philley, 9/9-28/1958 (MLT)

**Consecutive**—9, Dave Philley, 9/9-28/1958, 4/16/1959 (ML)

**Rookie**—16, Mike Rogodzinski, 1973

**Career**—117, Greg Gross

#### MOST DOUBLES

**3 consecutive games**—3, Doug Clemens, 6/5-6-7/1967 (NLT)

#### MOST HOME RUNS

**Season**—5, Gene Freese, 1959; Matt Stairs, 2009

**Consecutive, season**—3, Del Unser, 6/30; 7/5; 7/10 in 1979 (MLT)

**Rookie**—3, Len Matuszek, 1984; Dave Hollins, 1990; Jeff Grotewold, 1992

**Career**—9, Cy Williams

**Grand slams, game**—1, held by 21 players, last: Ty Kelly, 8/19/2017 at SF (Gearrin)

**Grand slams, season**—2, Davey Johnson, 4/30/1978 and 6/3/1978 (MLT)

**Grand slam, pitcher**—Schoolboy Rowe, 5/2/1943 (MLT)

#### MOST RUNS BATTED IN

**Season**—18, Greg Dobbs, 2007 (since 1950)

#### MOST WALKS

**Season**—16, Harry McCurdy, 1933; Matt Stairs, 2009

**Career**—82, Greg Gross

### TEAM RECORDS

#### MOST PINCH-HITTERS USED

**Inning**—5, 4/30/1961 vs STL, 8th

**Game**—8, 10/1/1991 vs CHI (13-inn. game); (PHI had 6 on 10/1/1999 vs MTL and 9/11/2018 (gm 1) vs WSH—9.0 innings)

**Season**—27 in 1996

#### MOST PINCH AT-BATS

**Game**—Unknown

**Season**—290, in 1984 (since 1950)

#### MOST PINCH HITS

**Inning**—4, 9/12/1974 vs PIT, 8th (MLT)

**Game**—Unknown

**Season**—70, in 1984 (since 1950)

#### MOST PINCH HOME RUNS

**Inning**—1, many times; last: Bryce Harper, 9/24/2019 at WSH, 7th

**Game**—2, 6/2/1928 vs STL; 8/13/1958 vs PIT; 9/4/2019 at CIN (MLT)

**Season**—11 in 1958

#### MOST PINCH RBI

**Game**—Unknown

**Season**—64 in 1958 (since 1950)

#### MOST PINCH WALKS

**Inning**—3, 7/18/1997 vs PIT, 6th (MLT)

**Season**—Unknown (since 1991 - 37 in 2000)

#### MOST PINCH STRIKEOUTS

**Inning**—3, 7/6/1970 vs PIT, 9th; 7/1/1997 at BAL, 9th (MLT)

**Game**—4, 9/16/1960 vs MIL; 9/7/1989 vs CHI; 9/10/2011 at MIL

#### HIGHEST PINCH-HITTING AVERAGE

**Season**—.308 in 1958 (since 1950)

#### LOWEST PINCH-HITTING AVERAGE

**Season**—.157 in 2016 (since 1950)

## HITTING STREAKS

38	Jimmy Rollins, 2005-06 (SW) #	20	Pancho Herrera, 1960 ^ +
36	Jimmy Rollins, 2005 (SW) *	20	Garry Maddox, 1978
35	Chase Utley, 2006 (LH) *	19	Gavvy Cravath, 1917 *
31	Ed Delahanty, 1899 *	19	Pinky Whitney, 1928
27	Billy Hamilton, 1894 (LH)	19	Mickey Haslin, 1935
26	Chuck Klein, 1930 (LH) *	19	Del Ennis, 1947
26	Chuck Klein, 1930 (LH) *	19	John Kruk, 1989 (LH)
25	Chuck Klein, 1929 (LH)	19	Chase Utley, 2007 (LH)
24	Willie Montanez, 1974 (LH) *	18	Gene Paulette, 1920
23	Goldie Rapp, 1921 (SW) ^ +	18	Irish Meusel, 1921
23	Johnny Moore, 1934 (LH)	18	Pinky Whitney, 1931
23	Richie Ashburn, 1948 (LH) ^ +	18	Richie Ashburn, 1955 (LH)
23	Willie Jones, 1949-50 #	18	Willie Jones, 1956
23	Pete Rose, 1979 (SW) *	18	Larry Bowa, 1970 (SW) +
23	Lonnie Smith, 1981 ^ +	18	Larry Bowa, 1981 (SW)
23	Lenny Dykstra, 1990 (LH) *	18	Ricky Jordan, 1988 +
22	Chuck Klein, 1931 (LH) *	18	Mariano Duncan, 1993
22	Chick Fullis, 1933	18	Doug Glanville, 1998
21	Irish Meusel, 1920	18	Raúl Ibañez, 2010 (LH)
21	Cotton Tierney, 1923	17	Pinky Whitney, 1930
21	Danny Litwhiler, 1940 ^ +	17	Chuck Klein, 1931 (LH)
21	Pete Rose, 1982 (SW)	17	Richie Ashburn, 1950 (LH)
21	Odúbel Herrera, 2017 (LH) *	17	Mel Clark, 1952 +
20	Gene Paulette, 1920	17	Del Ennis, 1955
20	Nelson Hawks, 1925 (LH)	17	Tony Gonzalez, 1962 (LH)
20	Fresco Thompson, 1929	17	Mike Schmidt, 1979
20	Chuck Klein, 1932 (LH)	17	Pete Rose, 1981 (SW)
20	Ethan Allen, 1935	17	Juan Samuel, 1988
20	Richie Ashburn, 1951 (LH)	17	Bobby Abreu, 2002 (LH)

\* Led league  
 ^ Tied for league lead  
 + Rookie  
 # Over two seasons

### TOP 20 HITTING PHILLIES PITCHERS (Minimum 40 AB)

Pitcher	Year	Avg	H-AB
Paul Weinert	1923	.322	19-59
Oscar Judd	1946	.316	25-79
Lee Meadows	1922	.314	27-86
Al Orth	1900	.310	40-129
Dennis Cook	1990	.310	13-42
Harvey Haddix	1957	.309	21-68
Schoolboy Rowe	1943	.300	36-120
Les Sweetland	1929	.292	26-89
Steve Carlton	1978	.291	25-86
Jack Scott	1927	.289	33-114
Brad Hogg	1919	.283	17-60
Dick Ruthven	1978	.283	15-53
Claude Passeau	1936	.282	22-78
Al Orth	1901	.281	36-128
Les Sweetland	1930	.281	36-128
Chief Bender	1916	.279	12-43
Schoolboy Rowe	1947	.278	22-79
Herm Wehmeier	1955	.278	20-72
Bucky Walters	1937	.277	38-137
Hal Carlson	1924	.276	21-76
Doc White	1901	.276	27-98

## PITCHING



# PHILLIES CAREER PITCHING TOP 10

## GAMES

Roberts	529
Carlton (LH)	499
Madson	491
McGraw (LH)	463
Short (LH)	459
Reed	458
Cormier (LH)	363
Farrell	359
Alexander	338
Baldschun	333

## GAMES STARTED

Carlton (LH)	499
Roberts	472
Short (LH)	301
Hamels (LH)	294
Alexander	280
Simmons (LH)	263
Schilling	226
Christenson	220
Bunning	208
Ruthven	198
Sparks	198

## COMPLETE GAMES

Roberts	272
Alexander	219
Carlton (LH)	185
Ferguson	165
Duggleby	156
Sparks	150
Taylor	150
Orth	149
Carsey	142
Fraser	133
Gleason	133

## SHUTOUTS

Alexander	61
Carlton (LH)	39
Roberts	35
Short (LH)	24
Bunning	23
Sparks	18
Simmons (LH)	18
McQuillan	17
Moore	17
Duggleby	16

## ERA

(min. 1,000 IP, since 1912)

Alexander	2.12
Mayer	2.81
Rixey (LH)	2.83
Bunning	2.93
Carlton (LH)	3.09
Hamels (LH)	3.30
Schilling	3.35
Short (LH)	3.38
Roberts	3.46
Wise	3.60

## WINS

Carlton (LH)	241
Roberts	234
Alexander	190
Short (LH)	132
Simmons (LH)	115
Hamels (LH)	114
Schilling	101
Ferguson	99
Orth	98
Carsey	95
Sparks	95
Taylor	95

## LOSSES

Roberts	199
Carlton (LH)	161
Short (LH)	127
Simmons (LH)	110
Rixey (LH)	103
Duggleby	99
Ring	98
Sparks	95
Alexander	91
Hamels (LH)	90

## SAVES

Papelbon	123
Mesa	112
Bedrosian	103
Williams (LH)	102
Lidge	100
McGraw (LH)	94
Reed	90
Bottalico	78
<b>NERIS</b>	<b>67</b>
Wagner (LH)	59

## INNINGS PITCHED

Roberts	3,739.1
Carlton (LH)	3,697.1
Alexander	2,513.2
Short (LH)	2,253.0
Simmons (LH)	1,939.2
Hamels (LH)	1,930.0
Sparks	1,698.0
Duggleby	1,684.0
Schilling	1,659.1
Rixey (LH)	1,604.0

## WINNING PCT

(min. 200 decisions)

Alexander	.676
Donahue	.612
Ferguson	.607
Carlton (LH)	.600
Buffinton	.598
Orth	.594
Carsey	.579
Taylor	.576
Weyhing	.568
Hamels (LH)	.559

## HITS ALLOWED

Roberts	3,661
Carlton (LH)	3,224
Alexander	2,141
Short (LH)	2,129
Simmons (LH)	1,865
Carsey	1,812
Taylor	1,800
Duggleby	1,791
Hamels (LH)	1,717
Orth	1,687

## RUNS ALLOWED

Roberts	1,591
Carlton (LH)	1,454
Carsey	1,082
Taylor	1,052
Short (LH)	949
Simmons (LH)	919
Ring	896
Duggleby	825
Orth	816
Alexander	812

## EARNED RUNS ALLOWED

Roberts	1,437
Carlton (LH)	1,270
Short (LH)	845
Simmons (LH)	789
Carsey	771
Taylor	726
Ring	723
Hamels (LH)	707
P. Collins	642
Schilling	617

## STRIKEOUTS

Carlton (LH)	3,031
Roberts	1,871
Hamels (LH)	1,844
Short (LH)	1,585
Schilling	1,554
Alexander	1,409
Bunning	1,197
Simmons (LH)	1,052
Myers	986
Wolf (LH)	971

## WALKS

Carlton (LH)	1,252
Short (LH)	762
Simmons (LH)	718
Roberts	718
Ring	636
Alexander	561
Carsey	536
E. Moore	518
Hamels (LH)	492
Gleason	482

## GAMES FINISHED

McGraw (LH)	313
Reed	255
Farrell	244
Baldschun	214
Papelbon	204
Konstanty	203
Bottalico	192
Bedrosian	188
Mesa	183
Williams (LH)	173

## RELIEF APPEARANCES

Madson	473
McGraw (LH)	460
Reed	449
Cormier (LH)	363
Farrell	357
Baldschun	333
Bottalico	330
<b>NERIS</b>	<b>307</b>
Konstanty	291
Tekulve	291

## RELIEF INNINGS

Reed	763.0
McGraw (LH)	708.0
Farrell	595.2
Baldschun	543.1
Madson	539.0
Konstanty	529.2
Garber	392.2
Bottalico	370.0
Tekulve	367.1
Betts	362.1

## RELIEF WINS

Reed	54
McGraw (LH)	49
Farrell	47
Konstanty	40
Baldschun	39
Madson	39
Garber	33
Cormier (LH)	28
Gomes	27
Tekulve	24

## RELIEF STRIKEOUTS

Reed	519
Madson	486
McGraw (LH)	483
Baldschun	420
Farrell	402
<b>NERIS</b>	<b>395</b>
Bottalico	361
Bastardo (LH)	305
Garber	290
Meyer	286
Gomes	252
Papelbon	252



# PHILLIES SEASON PITCHING TOP 10

## GAMES

Tekulve, 1987	90
Cormier, 2004	84
Geary, 2006	81
Romero, 2008	81
Madson, 2009	79
<b>NERIS, 2016</b>	<b>79</b>
Madson, 2005	78
Worrell, 2004	77
West, 1993	76
Spradlin, 1997	76
Madson, 2008	76

## GAMES STARTED

Coleman, 1883	61
Gleason, 1890	55
Daily, 1885	50
Weyhing, 1892	49
Ferguson, 1884	47
Buffinton, 1888	46
Vickery, 1890	46
Ferguson, 1885	45
Ferguson, 1886	45
Casey, 1887	45
Alexander, 1916	45

## COMPLETE GAMES

Coleman, 1883	59
Gleason, 1890	54
Daily, 1885	49
Ferguson, 1884	46
Weyhing, 1892	46
Ferguson, 1885	45
Ferguson, 1886	43
Casey, 1887	43
Buffinton, 1888	43
Vickery, 1890	41
Gleason, 1891	40

## SHUTOUTS

Alexander, 1916	16
Alexander, 1915	12
Alexander, 1913	9
Sanders, 1888	8
Alexander, 1917	8
Carlton, 1972	8
McQuillan, 1908	7
Alexander, 1911	7
Bunning, 1965	7
13 with	6

## ERA

(since 1912)

Alexander, 1915	1.22
Alexander, 1916	1.55
Alexander, 1917	1.84
Rixey, 1916	1.85
Carlton, 1972	1.98
Short, 1964	2.20
Rixey, 1917	2.27
Bunning, 1967	2.29
Meadows, 1919	2.34
Schilling, 1992	2.35

## WINS

Gleason, 1890	37
Alexander, 1916	33
Weyhing, 1892	32
Alexander, 1915	31
Ferguson, 1886	30
Alexander, 1917	30
Casey, 1887	28
Buffinton, 1888	28
Buffinton, 1889	28
Alexander, 1911	28
Roberts, 1952	28

## LOSSES

Coleman, 1883	48
Ferguson, 1884	25
Gleason, 1891	24
Fraser, 1904	24
Daily, 1885	23
Rixey, 1920	22
Mulcahy, 1940	22
Roberts, 1957	22
Weyhing, 1892	21
Rixey, 1917	21
Scott, 1927	21
Walters, 1936	21

## SAVES

Mesa, 2002	45
Williams, 1993	43
Mesa, 2001	42
Lidge, 2008	41
Bedrosian, 1987	40
Papelbon, 2014	39
Wagner, 2005	38
Papelbon, 2012	38
Gómez, 2016	37
Bottalico, 1996	34
Bottalico, 1997	34
Gordon, 2006	34

## INNINGS PITCHED

Coleman, 1883	538.0
Gleason, 1890	506.0
Weyhing, 1892	470.0
Daily, 1885	440.0
Gleason, 1891	418.0
Ferguson, 1884	417.0
Ferguson, 1885	405.0
Buffinton, 1888	400.0
Ferguson, 1886	396.0
Casey, 1887	390.0
Alexander, 1916	390.0

## WINNING PCT

(min. 15 decisions)

Orth, 1899	.813
Roberts, 1952	.800
Greene, 1993	.800
Ferguson, 1886	.769
Carlton, 1981	.765
Christenson, 1977	.760
Denny, 1983	.760
Halladay, 2011	.760
Donahue, 1899	.759
Alexander, 1915	.756

## HITS ALLOWED

Coleman, 1883	772
Gleason, 1890	479
Carsey, 1895	460
Taylor, 1896	459
Ferguson, 1884	443
Gleason, 1891	431
Weyhing, 1892	411
Sanders, 1889	406
Vickery, 1890	405
Taylor, 1895	403

## RUNS ALLOWED

Coleman, 1883	510
Ferguson, 1884	297
Taylor, 1896	282
Carsey, 1895	274
Gleason, 1890	253
Vickery, 1890	250
Gleason, 1891	237
Weyhing, 1893	235
Taylor, 1895	233
Carsey, 1893	229
Carsey, 1894	229

## EARNED RUNS ALLOWED

(since 1912)

Roberts, 1956	147
Benge, 1930	143
Sweetland, 1930	143
Passeau, 1937	141
Benge, 1929	139
Mulcahy, 1938	137
Willoughby, 1929	136
Scott, 1927	132
Ring, 1923	131
Ring, 1925	131

## STRIKEOUTS

Schilling, 1997	319
Carlton, 1972	310
Schilling, 1998	300
Carlton, 1980	286
Carlton, 1982	286
Carlton, 1983	275
Bunning, 1965	268
Bunning, 1967	253
Bunning, 1966	252
Alexander, 1915	241

## WALKS

Vickery, 1890	184
Weyhing, 1892	168
Gleason, 1890	167
Gleason, 1891	165
Moore, 1911	165
Weyhing, 1893	145
Carlton, 1974	136
Seaton, 1913	135
Alexander, 1911	129
DeJesus, 1991	128

## GAMES FINISHED

Wagner, 2005	70
Mesa, 2002	64
Papelbon, 2012	64
Konstanty, 1950	62
Holland, 1984	61
Bottalico, 1997	61
Lidge, 2008	61
McDowell, 1990	60
Williams, 1991	60
Mesa, 2001	59
Gómez, 2016	59

## RELIEF APPEARANCES

Tekulve, 1987	90
Cormier, 2004	84
Geary, 2006	81
Romero, 2008	81
Madson, 2009	79
<b>NERIS, 2016</b>	<b>79</b>
Madson, 2005	78
Worrell, 2004	77
West, 1993	76
Spradlin, 1997	76
Madson, 2008	76

## RELIEF INNINGS

Karl, 1945	164.2
Konstanty, 1950	152.0
Selma, 1970	134.1
Baldschun, 1964	118.1
Baldschun, 1963	113.2
Baldschun, 1962	112.2
Reed, 1977	111.0
Konstanty, 1951	110.2
Garber, 1975	110.0
Tekulve, 1986	110.0

## RELIEF WINS

Konstanty, 1950	16
Reed, 1979	13
Baldschun, 1962	12
Parrett, 1989	12
Williams, 1991	12
Baldschun, 1963	11
Tekulve, 1986	11
Farrell, 1957	10
Farrell, 1960	10
Garber, 1975	10

## RELIEF STRIKEOUTS

Selma, 1970	153
<b>NERIS, 2016</b>	<b>102</b>
Holland, 1983	100
Diekman, 2014	100
Parrett, 1989	98
Baldschun, 1964	96
Baldschun, 1962	95
Garber, 1976	92
Lidge, 2008	92
Papelbon, 2012	92

# NO-HITTERS/ONE-HITTERS

## NO-HITTERS BY PHILLIES (13)

Pitcher(s)	Age	Date	Opponent	Score
Charles Ferguson	22 years, 134 days	8/29/1885	vs Providence	1-0
Red Donahue	25 years, 166 days	7/8/1898	vs Boston	5-0
Chick Fraser	30 years, 23 days	9/18/1903	at Chicago (gm 2)	10-0
Johnny Lush (LH)	20 years, 205 days	5/1/1906	at Brooklyn	6-0
Jim Bunning	32 years, 242 days	6/21/1964*	at New York (gm 1)	6-0
Rick Wise	25 years, 283 days	6/23/1971	at Cincinnati	4-0
Terry Mulholland (LH)	27 years, 159 days	8/15/1990	vs San Francisco	6-0
Tommy Greene	24 years, 47 days	5/23/1991	at Montreal	2-0
Kevin Millwood	28 years, 124 days	4/27/2003	vs San Francisco	1-0
Roy Halladay	33 years, 15 days	5/29/2010*	at Florida	1-0
Roy Halladay	33 years, 145 days	10/6/2010#	vs Cincinnati	4-0
Cole Hamels (LH), Jake Diekman (LH), Ken Giles, Jonathan Papelbon		9/1/2014+	at Atlanta	7-0
Cole Hamels (LH)	31 years, 210 days	7/25/2015	at Chicago	5-0

\* Perfect game; # Postseason; + Combined

## NO-HITTERS VS PHILLIES (22)

Date	Pitcher	Opponent	Score	Date	Pitcher	Opponent	Score
7/12/1900	Noodles Hahn (LH)	at Cincinnati	4-0	8/18/1960	Lew Burdette	at Milwaukee	1-0
9/26/1906*	Lefty Leifield (LH)	vs Pittsburgh	8-0	9/16/1960	Warren Spahn (LH)	at Milwaukee	4-0
7/4/1908	Hooks Wiltse (LH)	at New York	1-0	5/17/1963	Don Nottebart	at Houston	4-1
9/6/1912	Charles Tesreau	vs New York	3-0	6/4/1964	Sandy Koufax (LH)	vs Los Angeles	3-0
9/9/1914	George Davis	at Boston	7-0	7/29/1968	George Culver	vs Cincinnati	6-1
5/7/1922	Jesse Barnes	at New York	6-0	4/17/1969	Bill Stoneman	vs Montreal	7-0
9/13/1925	Dazzy Vance	at Brooklyn	10-1	7/20/1970	Bill Singer	at Los Angeles	5-0
6/22/1944*	Jim Tobin	at Boston	7-0	4/16/1972	Burt Hooton	at Chicago	4-0
6/12/1954	Jim Wilson	at Milwaukee	2-0	4/16/1978	Bob Forsch	at St. Louis	5-0
9/25/1956	Sal Maglie	at Brooklyn	5-0	9/24/1988*	Pascual Perez	vs Montreal	1-0
6/12/1959*	Mike McCormick	at San Francisco	3-0	5/25/2014	Josh Beckett	vs Los Angeles	6-0

\* Less than nine innings

## ONE-HITTERS BY PHILLIES

### One-Hitters

Count	Pitchers
5	Grover Alexander, Steve Carlton
3	Robin Roberts
2	Frank Corridon, Tully Sparks
1	Chief Bender, Jim Bunning, Bill Burns, Don Carman, George Chalmers, Bubba Church, Phil Collins, Ray Culp, Chick Fraser, Ken Heintzelman, Tom Hughes, Larry Jackson, Johnny Lush, Art Mahaffey, George McQuillan, Russ Meyer, Earl Moore, Lew Moren, David Palmer, Togie Pittinger, Dick Ruthven, Charley Schanz, Curt Schilling, Curt Simmons, Rick Wise, Randy Wolf

### Combined (10):

Earl Moore & Bert Humphries; Joe Bowman & Claude Passeau; Russ Meyer & Jim Konstanty; Steve Carlton & Tug McGraw; Tom Hume & Kent Tekulve; Don Carman & Steve Bedrosian; Marvin Freeman & Kent Tekulve; Jamie Moyer, Ryan Madson & J.C. Romero; Cole Hamels, Ryan Madson, J.C. Romero, Chad Durbin & Brad Lidge; Roy Oswalt, Ryan Madson & Brad Lidge

### 10 OR MORE WINS, MOST CONSECUTIVE SEASONS

13	Steve Carlton (LH)	1972-84
12	Robin Roberts	1949-60
7	Grover Alexander	1911-17
6	Cole Hamels (LH)	2007-12

### MOST 20-WIN SEASONS

Alexander	6
Roberts	6
Carlton (LH)	5
Ferguson	4
Buffinton	3
Taylor	3

## SHUTOUTS

### THREE OR MORE CONSECUTIVE SHUTOUTS

4 Grover Alexander, 1911	3 Grover Alexander, 1916	3 Robin Roberts, 1950	3 Cliff Lee, 2011
9/7 1-0 at BOS	8/9 1-0 vs CIN	7/22 2-0 at CIN	6/16 3-0 vs FLA
9/13 2-0 vs BKN	8/14 8-0 vs NYG	7/25 1-0 vs CHI	6/22 4-0 at STL
9/17 6-0 at CIN	8/18 3-0 at CIN	7/30 10-0 vs PIT	6/28 5-0 vs BOS
9/21 4-0 at CHI			

### DOUBLEHEADER SHUTOUTS

Date	Pitchers	Opponent	Scores	Date	Pitchers	Opponent	Scores
9/26/1912	Alexander/Seaton	Brooklyn	7-0/11-0	5/20/1943	Fuchs/Gerheuser	Chicago	2-0/2-0
9/5/1913	Seaton/Alexander	Boston	1-0/0-0	7/25/1950	Church/Roberts	Chicago	7-0/1-0
9/1/1916	Alexander/Rixey	Brooklyn	3-0/6-0	8/27/1951	Thompson/K. Johnson	Cincinnati	2-0/3-0
7/21/1935	C. Davis/Bowman	Cincinnati	4-0/2-0	4/23/1961	Sullivan/Mahaffey	Chicago	1-0/6-0

## MISCELLANEOUS PITCHING RECORDS

### PITCHERS WITH .500 OR BETTER WINNING PCT.

(Minimum 100 Decisions)

Pitcher	Years	W-L	Pct.
Grover Alexander	1911-17; 30	190-91	.676
Charlie Ferguson	1884-87	99-64	.607
Red Donahue	1898-1901	74-48	.607
Charlie Buffinton	1887-1889	77-50	.606
Steve Carlton	1972-86	241-161	.600
Al Orth	1895-1901	98-71	.580
Gus Weyhing	1892-95	71-53	.573
Kid Carsey	1892-97	94-71	.570
Curt Schilling	1992-2000	101-78	.564
Cole Hamels	2006-15	114-90	.559
Jim Lonborg	1973-79	75-60	.556
Jack Taylor	1892-97	96-77	.555
Erskine Mayer	1912-18	76-61	.555
Shane Rawley	1984-88	59-48	.551
Dan Casey	1886-89	72-59	.550
Jim Bunning	1964-67; 70-71	89-73	.549
Frank Corridon	1904-05; 07-09	59-49	.546
Dick Ruthven	1973-75; 78-83	78-65	.545
Robin Roberts	1948-61	234-199	.540
Larry Christenson	1973-83	83-71	.539
Brett Myers	2002-09	73-63	.537
Randy Wolf	1999-2006	69-60	.535
Kid Gleason	1888-91	78-70	.527
George McQuillan	1907-10; 15-16	54-49	.524
Terry Mulholland	1989-93	62-57	.521
Kyle Kendrick	2007-14	74-68	.521
Curt Simmons	1947-50; 52-60	115-109	.513
Earl Moore	1908-13	67-64	.511
Chris Short	1959-72	132-127	.510
Don Carman	1983-90	53-52	.505

### BEST WIN-LOSS DIFFERENTIAL

+21	Charlie Ferguson	1886	30-9
	Kid Gleason	1890	38-17
	Grover Alexander	1915	31-10
	Grover Alexander	1916	33-12
	Robin Roberts	1952	28-7
+17	Grover Alexander	1917	30-13
	Steve Carlton	1972	27-10
+15	Dan Casey	1887	28-13
	Grover Alexander	1911	28-13
	Tom Seaton	1913	27-12
	Steve Carlton	1980	24-9
+14	Tully Sparks	1907	22-8
	Grover Alexander	1913	22-8
+13	Red Donahue	1899	21-8
	Steve Carlton	1976	20-7
	Steve Carlton	1977	23-10
	Larry Christenson	1977	19-6
	John Denny	1983	19-6
	Roy Halladay	2011	19-6
+12	Charlie Ferguson	1887	22-10
	Charlie Buffinton	1889	28-16
	Jack Taylor	1895	26-14
	Grover Alexander	1914	27-15
	Eppa Rixey	1916	22-10
	Steve Carlton	1982	23-11
	Tommy Greene	1993	16-4
+11	Gus Weyhing	1892	32-21
	Al Orth	1899	14-3
	Jack Sanford	1957	19-8
	Jim Bunning	1964	19-8
	Roy Halladay	2010	21-10
	Cole Hamels	2012	17-6
	Aaron Nola	2018	17-6
+10	Jack Taylor	1894	23-13
	Wiley Piatt	1898	24-14
	Jim Bunning	1965	19-9
	Cole Hamels	2007	15-5

## MISCELLANEOUS PITCHING RECORDS

### MOST STRIKEOUTS, PHILLIES PITCHERS

SO	Pitcher	Date	Opponent
18	Chris Short (LH)	10/2/1965	at NYM (15 inn.)
17	Art Mahaffey	4/23/1961	vs CHI
16	Steve Carlton (LH)	6/9/1982	vs CHI
16	Curt Schilling	9/1/1997	vs NYY
16	Cliff Lee (LH)	5/6/2011	vs ATL
16	Vince Velasquez	4/14/2016	vs SD
15	Steve Carlton (LH)	9/16/1981	at NYM
15	Curt Schilling	7/21/1997	vs PIT
15	Curt Schilling	4/5/1998	at ATL
15	Cole Hamels (LH)	4/21/2007	at CIN
14	Si Johnson	4/22/1941	at BOS
14	Chris Short (LH)	9/13/1963	vs LAD
14	Jim Bunning	6/7/1966	vs CIN
14	Steve Carlton (LH)	4/25/1972	at SF
14	Steve Carlton (LH)	8/21/1977	vs HOU
14	Steve Carlton (LH)	9/9/1977	vs STL
14	Steve Carlton (LH)	7/8/1979	vs SF
14	Steve Carlton (LH)	9/21/1982	at STL
14	Terry Mulholland (LH)	6/4/1993	vs COL
14	Curt Schilling	8/20/1998 (gm 1)	vs ARI
14	Roy Halladay	4/24/2011	vs SD
14	Roy Halladay	8/16/2011	vs ARI
14	Cliff Lee (LH)	9/16/2013	vs MIA

### MOST STRIKEOUTS, OPPOSING PITCHERS

SO	Pitcher	Date	Opponent
19	David Cone	10/6/1991	vs NYM
16	Sandy Koufax (LH)	6/22/1959	at LAD
16	Sandy Koufax (LH)	5/26/1962	at LAD
16	Bob Veale (LH)	6/1/1965	at PIT
16	Sandy Koufax (LH)	7/27/1966	at LAD (11 inn.)
16	Steve Carlton (LH)	9/20/1967	vs STL
16	Steve Carlton (LH)	5/21/1970	vs STL
16	Bob Gibson	5/23/1970	vs STL
16	Dwight Gooden	9/17/1984	vs NYM

### 40 WINS BY A DUO, ONE SEASON

55	1916 – Grover Alexander (33) and Eppa Rixey, LH (22)
52	1915 – Grover Alexander (31) and Erskine Mayer (21)
49	1913 – Tom Seaton (27) and Grover Alexander (22)
48	1914 – Grover Alexander (27) and Erskine Mayer (21)
46	1917 – Grover Alexander (30) and Joe Oeschger/Eppa Rixey, LH (16)
43	1911 – Grover Alexander (28) and Earl Moore (15)
42	1952 – Robin Roberts (28) and Karl Drews/Curt Simmons, LH (14)
	1977 – Steve Carlton, LH (23) and Larry Christenson (19)
41	1901 – Red Donahue (21) and Al Orth (20)
	1905 – Togie Pittinger (23) and Bill Duggleby (18)
	1980 – Steve Carlton, LH (24) and Dick Ruthven (17)
40	1907 – Tully Sparks (22) and Frank Corridon (18)

### 10 STRIKEOUTS OR MORE, GAME

(Since 1900)

# of Games	Pitchers
70	Steve Carlton
48	Curt Schilling
29	Cole Hamels
25	Jim Bunning
22	Cliff Lee
17	Chris Short
12	Aaron Nola
11	Brett Myers
9	Ray Culp, Randy Wolf
8	Grover Alexander
7	Roy Halladay, Robert Person, Robin Roberts
6	Art Mahaffey, Earl Moore
5	Grant Jackson, Nick Pivetta, Jack Sanford, Vince Velasquez
4	Dennis Bennett, Larry Christenson, Sid Fernandez, Bill Foxen, Chick Fraser, Kevin Gross, Terry Mulholland, Curt Simmons, Doc White, Rick Wise
3	A.J. Burnett, John Denny, Brandon Duckworth, Woodie Fryman, Tommy Greene, Wayne LaMaster
2	Jake Arrieta, Matt Beech, Joe Blanton, Ralph Caldwell, George Chalmers, Jerad Eickhoff, Tyler Green, Harvey Haddix, Ken Howell, Cory Lidle, Johnny Lush, Lee Meadows, Kevin Millwood, Vicente Padilla, Jimmy Ring, Dick Ruthven
1	Bo Belinsky, Ray Benge, Ken Brett, Chris Brock, Earl Caldwell, Don Cardwell, Gene Conley, Harry Coveleski, Omar Daal, Jose DeJesus, Murry Dickson, Mike Grace, Jack Hamilton, J.A. Happ, Ken Heintzelman, Charles Hudson, Si Johnson, Syl Johnson, Mark Leiter, Jon Lieber, John Lindell, Jack Meyer, Eric Milton, Seth Morehead, Hugh Mulcahy, Lowell Palmer, Claude Passeau, Hub Pruett, Ken Raffensberger, Shane Rawley, Eppa Rixey, Tom Seaton, Drew Smyly, Garrett Stephenson, Wayne Twitchell, Mike Williams, Vance Worley

### PHILLIES MONTHLY SAVES LEADERS

April	Mitch Williams	10 in 1993
May	Heathcliff Slocumb	12 in 1995
June	Steve Bedrosian	10 in 1988
July	Steve Bedrosian	10 in 1987
August	Jose Mesa	10 in 2002
September	Al Holland	9 in 1983
	Brad Lidge	9 in 2010
	Héctor Neris	9 in 2017
October	Tug McGraw	2 in 1980
	Jose Mesa	3 in 2001*

\* Six games were postponed in September and rescheduled for October

## WINNING & LOSING STREAKS

### WINS

15	Steve Carlton, 6/7-8/17/1972 (LH)
12	Tom Seaton, 9/7/1912-5/21/1913 #
11	Charles Ferguson, 8/18-10/9/1886
11	Togie Pittinger, 4/29-6/15/1905
10	Earl Moore, 7/21-8/23/1910
10	Grover Alexander, 5/1-6/12/1913
10	Schoolboy Rowe, 7/11/1946-5/16/1947 #
10	Jim Lonborg, 7/5/1975-5/30/1976 #
10	Roy Oswalt, 8/11-8/19/1930 #
9	Grover Alexander, 6/5-7/13/1915
9	Phil Collins, 8/21/1929-5/17/1930 #
9	Ken Heintzelman, 6/4-7/23/1949 (LH)
9	Robin Roberts, 7/11-8/19/1952
9	Steve Carlton, 10/1/1980-5/31/1981 (LH) #
9	Rheal Cormier, 5/15/2003-4/7/2004 (LH) #
9	Randy Wolf, 5/9/2005-9/17/2006 (LH) #
9	Vance Worley, 6/29-9/6/2011

### LOSSES

13	Al Hollingsworth, 9/10/1938-9/4/1939 (LH) #
12	John Coleman, 8/13-9/15/1883
12	Russ Miller, 5/12-8/12/1928
12	Hugh Mulcahy, 8/4-9/23/1940
12	Ken Reynolds, 5/29-8/25/1972 (LH)
11	Les Sweetland, 8/24/1927-5/20/1928 #
11	Lee Grissom, 5/13-8/2/1941 (LH)
11	John Buzhardt, 7/19-9/16/1960
11	Frank Sullivan, 6/29/1961-5/16/1962 #
11	Barry Lersch, 5/31-9/19/1971
11	Bill Champion, 6/13-9/26/1972
11	Kyle Abbott, 4/10-7/6/1992 (LH)
11	Bobby Munoz, 8/2/1994-4/20/1997 @
11	Matt Beech, 8/13/1996-8/2/1997 (LH) #

# Over two seasons

@ Over three or more seasons

### NON-PITCHERS WHO PITCHED FOR THE PHILLIES

Player	Regular Position	Year(s) Pitched	W-L	ERA	G	GS	IP	H	R	ER	BB	SO
Roy Thomas	OF	1900	0-0	3.38	1	0	2.2	4	1	1	0	0
Jimmy Walsh	2B/OF	1911	0-1	13.50	1	0	2.2	7	8	4	1	1
Walter Holke	1B	1923	0-0	0.00	1	0	0.1	1	0	0	0	0
Barney Friberg	2B	1925	0-0	4.50	1	0	4.0	4	2	2	3	1
Jack Bentley	1B	1926	0-2	8.28	7	3	25.0	37	28	23	10	7
Bucky Walters	3B	1934	0-0	1.29	2	1	7.0	8	3	1	2	7
Joe Marty	OF	1939	0-0	4.50	1	0	4.0	2	2	2	3	1
Bud Hafey	OF	1939	0-0	33.75	2	0	1.1	7	5	5	1	1
Art Mahan	1B	1940	0-0	0.00	1	0	1.0	1	0	0	0	0
Ben Chapman	OF	1945-46	0-0	6.75	4	0	8.0	8	8	6	6	5
Jimmie Foxx	1B	1945	1-0	1.59	9	2	22.2	13	4	4	14	10
Al Lakeman	C	1948	0-0	13.50	1	0	0.2	1	1	1	0	0
Granny Hamner	2B/SS	1956-57	0-1	3.86	4	1	9.1	11	4	4	2	5
Bob Bowman	OF	1959	0-1	6.00	5	0	6.0	5	5	4	5	0
Cookie Rojas	2B	1967	0-0	0.00	1	0	1.0	1	0	0	0	0
Mike Anderson	OF	1979	0-0	0.00	1	0	1.0	2	0	0	0	2
Greg Gross	OF	1986	0-0	0.00	1	0	0.2	1	0	0	1	2
Glenn Wilson	OF	1987	0-0	0.00	1	0	1.0	0	0	0	0	1
Tomas Perez	INF	2002	0-0	0.00	1	0	0.1	0	0	0	0	0
Wilson Valdez	INF	2011	1-0	0.00	1	0	1.0	0	0	0	0	0
John McDonald	INF	2013	0-0	0.00	1	0	0.1	2	0	0	0	1
Casper Wells	OF	2013	0-1	67.50	1	0	0.2	3	5	5	3	0
Jeff Francoeur	OF	2015	0-0	9.00	1	0	2.0	1	2	2	3	1
Andrés Blanco	INF	2017	0-0	27.00	1	0	0.1	1	1	1	0	0
Pedro Florimón	INF/OF	2018	0-0	9.00	2	0	2.0	1	2	2	1	0
Scott Kingery	INF/OF	2018	0-0	13.50	1	0	1.1	4	2	2	0	0
Roman Quinn	OF	2018-19	0-1	18.00	3	0	5.0	13	10	10	5	1
Jesmeul Valentín	INF/OF	2018	0-0	27.00	1	0	1.0	2	3	3	2	1
Aaron Altherr	OF	2019	0-0	9.00	1	0	1.0	2	1	1	0	2
Sean Rodriguez	INF/OF	2019	0-0	0.00	2	0	1.1	0	0	0	0	1

# SEASON LEADERS

## 20 WINS

1884	Ferguson	21-25
1885	Ferguson	26-20
	Daily	26-23
1886	Ferguson	30-9
	Casey (LH)	24-18
1887	Casey (LH)	28-13
	Ferguson	22-10
	Buffinton	21-17
1888	Buffinton	28-17
1889	Buffinton	28-16
1890	Gleason	38-17
	Vickery	24-22
	Gleason	24-22
1891	Gleason	24-22
	Esper (LH)	20-15
1892	Weyhing	32-21
1893	Weyhing	23-16
	Carsey	20-15
1894	Taylor	23-13
1895	Taylor	26-14
	Carsey	24-15
1896	Taylor	20-21
1898	Piatt (LH)	24-14
1899	Piatt (LH)	23-15
	Donahue	22-8
	Fraser	21-12
1901	Orth	20-12
	Donahue	21-13
1905	Pittinger	23-14
1907	Sparks	22-8
1908	McQuillan	23-17
1910	Moore	22-15
1911	Alexander	*28-13
1913	Seaton	*27-12
	Alexander	22-8
1914	Alexander	*27-15
	Mayer	21-19
1915	Alexander	*31-10
	Mayer	21-15
1916	Alexander	*33-12
	Rixey (LH)	22-10
1917	Alexander	*30-13
1950	Roberts	20-11
1951	Roberts	21-15
1952	Roberts	*28-7
1953	Roberts	*23-16
1954	Roberts	*23-15
1955	Roberts	*23-14
1966	Short (LH)	20-10
1972	Carlton (LH)	*27-10
1976	Carlton (LH)	20-7
1977	Carlton (LH)	*23-10
1980	Carlton (LH)	*24-9
1982	Carlton (LH)	*23-11
2010	Halladay	*21-10

## 30 SAVES

1987	Bedrosian	*40
1991	Williams (LH)	30
1993	Williams (LH)	43
1995	Slocumb	32
1996	Bottalico	34
1997	Bottalico	34
2001	Mesa	42
2002	Mesa	45
2005	Wagner (LH)	38
2006	Gordon	34
2008	Lidge	41
2009	Lidge	31
2011	Madson	32
2012	Papelbon	38
2014	Papelbon	39
2016	Gómez	37

## 200 STRIKEOUTS

1886	Ferguson	212
1890	Gleason	222
1892	Weyhing	202
1911	Alexander	227
1914	Alexander	*214
1915	Alexander	*241
1917	Alexander	*201
1964	Bunning	219
1965	Bunning	268
	Short (LH)	237
1966	Bunning	252
1967	Bunning	*253
1968	Short (LH)	202
1972	Carlton (LH)	*310
1973	Carlton (LH)	223
1974	Carlton (LH)	*240
1979	Carlton (LH)	213
1980	Carlton (LH)	*286
1982	Carlton (LH)	*286
1983	Carlton (LH)	*275
1997	Schilling	*319
1998	Schilling	*300
2005	Myers	208
2010	Halladay	219
	Hamels (LH)	211
2011	Lee (LH)	238
	Halladay	220
2012	Hamels (LH)	216
	Lee (LH)	207
2013	Lee (LH)	222
	Hamels (LH)	202
2018	Nola	224
2019	Nola	229

## 300 INNINGS PITCHED

1883	Coleman	538
1884	Ferguson	417
1885	Daily	440
	Ferguson	405
1886	Ferguson	396
	Casey (LH)	369
1887	Casey (LH)	390
	Buffinton	332
1888	Buffinton	400
1889	Buffinton	380
	Sanders	350
1890	Gleason	506
	Vickery	382
1891	Gleason	418
1892	Weyhing	470
	Carsey	318
	Keefe	313
1893	Weyhing	345
	Carsey	318
1895	Carsey	342
	Taylor	335
1896	Taylor	359
1897	Taylor	317
1898	Piatt (LH)	306
1899	Piatt (LH)	305
1901	Donahue	304
1902	White (LH)	306
1904	Fraser	302
1905	Pittinger	337
1906	Sparks	317
1908	McQuillan	360
1909	Moore	300
1911	Alexander	*367
	Moore	308
1912	Alexander	*310
1913	Seaton	*322
	Alexander	306

1914	Alexander	*355
	Mayer	321
1915	Alexander	*376
1916	Alexander	*389
1917	Alexander	*388
1923	Ring	313
1950	Roberts	304
1951	Roberts	*315
1952	Roberts	*330
1953	Roberts	*347
1954	Roberts	*337
1955	Roberts	*305
1966	Bunning	314
1967	Bunning	*302
1972	Carlton (LH)	*346
1980	Carlton (LH)	*304

## 225 INNINGS PITCHED

(Since 1980)

1982	Carlton (LH)	295.2
1983	Carlton (LH)	283.2
1983	Denny	242.2
1984	Carlton (LH)	229.0
1985	Denny	230.2
1986	Gross	241.2
1987	Rawley	229.2
1988	Gross	231.2
1991	Mulholland (LH)	232.0
1992	Mulholland (LH)	229.0
1992	Schilling	226.1
1993	Schilling	235.1
1997	Schilling	254.1
1998	Schilling	268.2
2008	Hamels (LH)	227.1
2010	Halladay	250.2
2011	Halladay	233.2
2011	Lee (LH)	232.2

## 2.40 ERA

1884	Vinton	2.23
1885	Daily	2.21
	Ferguson	2.22
1886	Ferguson	*1.98
1888	Sanders	1.90
	Buffinton	1.91
1892	Keefe	2.36
1901	Orth	2.27
1904	Corridon	2.19
1905	Sparks	2.18
	Nichols	2.27
1906	Sparks	2.16
	Duggleby	2.25
	Lush (LH)	2.37
1907	Sparks	2.00
1908	McQuillan	1.53
	Richie	1.83
	Foxen (LH)	1.95
1909	Moore	2.10
	Corridon	2.11
	McQuillan	2.14
1910	McQuillan	*1.60
1913	Brennan (LH)	2.39
1914	Alexander	2.38
1915	Alexander	*1.22
	Mayer	2.36
	Rixey (LH)	2.39
1916	Alexander	*1.55
	Rixey (LH)	1.85
1917	Alexander	*1.86
	Rixey (LH)	2.27
1943	Barrett	2.39
1964	Short (LH)	2.20

# SEASON LEADERS

## 2.40 ERA (cont.)

1967	Bunning	2.29
	Short (LH)	2.39
1972	Carlton (LH)	*1.97
1980	Carlton (LH)	2.34
1983	Denny	2.37
1992	Schilling	2.35
2011	Halladay	2.35
	Lee (LH)	2.40
2018	Nola	2.37

## 65 GAMES PITCHED

1883	Coleman	65
1945	Karl	*67
1950	Konstanty	*74
1961	Baldschun	*65
1962	Baldschun	67
1963	Baldschun	65
1964	Baldschun	71
1965	Baldschun	65
1966	Knowles (LH)	69
1970	Selma	73
1975	Garber	*71
1978	Reed	66
1979	McGraw (LH)	65
1983	Holland (LH)	68
1984	Holland (LH)	68
1985	Carman (LH)	71
1986	Tekulve	73
	Bedrosian	68
1987	Tekulve	*90
	Bedrosian	65
1988	Tekulve	70
	Harris	66
1989	Parrett	72
1990	McDowell	72
	Akerfelds	71
1991	Williams (LH)	69
	Boever	68
1992	Williams (LH)	66
1993	West (LH)	76
	Williams (LH)	65
1996	Borland	69

1997	Spradlin	76
	Botalico	69
1998	Gomes	71
	Leiter	69
	Spradlin	69
1999	Gomes	73
2000	Gomes	65
2001	Mesa	71
	Botalico	66
2002	Mesa	74
	Silva	68
2003	Adams	66
	Cormier (LH)	65
2004	Cormier (LH)	84
	Worrell	77
2005	Madson	78
	Wagner (LH)	75
2006	Geary	81
	Fultz (LH)	66
2008	Romero (LH)	81
	Madson	76
	Lidge	72
	Durbin	71
2009	Madson	79
	Lidge	67
2010	Contreras	67
2012	Papelbon	70
	Bastardo (LH)	65
2014	Diekman (LH)	73
	Bastardo (LH)	67
	Papelbon	66
2015	Garcia	72
	Giles	69
	Gómez	65
2016	Neris	79
	Gómez	70
	Hernandez	70
2017	Neris	74
	Garcia	66
2018	Morgan (LH)	67
	Hunter	65
2019	Neris	68
	Álvarez (LH)	67

## .700 WINNING PCT

1886	Ferguson (30-9)	.769
1899	Donahue (21-8)	.724
1907	Sparks (21-8)	.724
1913	Alexander (22-8)	.733
1915	Alexander (31-10)	*.756
1916	Alexander (33-12)	.733
1952	Roberts (28-7)	.800
1957	Sanford (19-8)	.704
1964	Bunning (19-8)	.704
1972	Carlton (LH) (27-10)	.730
1976	Carlton (LH) (20-7)	*.741
1977	Christenson (19-6)	.760
1980	Carlton (LH) (24-9)	.727
1983	Denny (19-6)	*.760
1991	Williams (LH) (12-5)	.706
1993	Greene (16-4)	.800
1994	Jackson (LH) (14-6)	.700
1999	Schilling (15-6)	.714
2004	Milton (LH) (14-6)	.700
2007	Hamels (LH) (15-5)	.750
	Kendrick (10-4)	.714
2009	Happ (LH) (12-4)	.750
2011	Worley (11-3)	.786
	Halladay (19-6)	.760
2012	Hamels (LH) (17-6)	.739
2018	Nola (17-6)	.739

(LH) Left-handed pitcher  
\* League leader

**Note:** See *Yearly Pitching Leaders* in this section for more information.

## DID YOU KNOW?

The Phillies' club record for consecutive scoreless innings pitched is 41, set in 1951. The Phils' second-longest mark is 39 innings in 1969, followed by a 30-inning streak in 1954.

## LONGEST CONSECUTIVE SCORELESS STREAKS

(Since 1900)

IP	Pitcher, Year(s)
41.0	Grover Alexander, 1911
34.0	Cliff Lee (LH), 2011
32.2	Larry Andersen, 1984 (relief)
32.0	Ken Heintzelman (LH), 1949
32.0	Robin Roberts, 1950
30.2	Cliff Lee (LH), 2011
30.0	Grover Alexander, 1916
30.0	Steve Carlton (LH), 1972
29.0	Tommy Greene, 1991
29.0	Curt Schilling, 1992
28.2	Steve Carlton (LH), 1981
28.1	J.C. Romero (LH), 2007-08 (relief)
27.0	Randy Wolf (LH), 2002
25.0	Cole Hamels (LH), 2010
24.2	Cole Hamels (LH), 2014
24.0	Wayne Twitchell, 1973
24.0	Willie Hernandez (LH), 1983 (relief)

# YEARLY PITCHING LEADERS

YEAR	GAMES	COMPLETE GAMES	WINS	LOSSES
1883	Coleman ..... 65	Coleman ..... 59	Coleman ..... 12	Coleman ..... *48
1884	Ferguson ..... 50	Ferguson ..... 46	Ferguson ..... 21	Ferguson ..... 25
1885	Daily ..... 50	Daily ..... 49	Daily/Ferguson ..... 26	Daily ..... 23
1886	Ferguson ..... 48	Ferguson ..... 43	Ferguson ..... 30	Casey ..... 18
1887	Casey ..... 46	Casey ..... 43	Casey ..... 28	Buffinton ..... 17
1888	Buffinton ..... 46	Buffinton ..... 43	Buffinton ..... 28	Casey ..... 18
1889	Buffinton ..... 47	Buffinton ..... 37	Buffinton ..... 27	Sanders ..... 18
1890	Gleason ..... 60	Gleason ..... 54	Gleason ..... 38	Vickery ..... 22
1891	Gleason ..... 53	Gleason ..... 40	Gleason ..... 24	Gleason ..... 22
1892	Weyhing ..... 59	Weyhing ..... 46	Weyhing ..... 32	Weyhing ..... 21
1893	Weyhing ..... 42	Weyhing ..... 33	Weyhing ..... 23	Weyhing ..... 16
1894	Taylor ..... 41	Taylor ..... 31	Taylor ..... 23	Weyhing ..... 14
1895	Carsey ..... 44	Carsey ..... 35	Taylor ..... 26	Carsey ..... 16
1896	Taylor ..... 45	Taylor ..... 35	Taylor ..... 20	Taylor ..... 21
1897	Taylor ..... 40	Taylor ..... 35	Taylor ..... 16	Taylor ..... 20
1898	Piatt ..... 39	Donahue/Piatt ..... 33	Piatt ..... 24	Donahue ..... 17
1899	Piatt ..... 39	Piatt ..... 31	Piatt ..... 23	Piatt ..... 15
1900	Orth ..... 33	Orth ..... 24	Fraser ..... 16	Orth ..... 13
1901	Duggleby/Orth ..... 35	Donahue ..... 34	Donahue ..... 21	Donahue/White ..... 13
1902	D. White ..... 36	D. White ..... 34	D. White ..... 16	D. White ..... *20
1903	Duggleby ..... 36	Duggleby ..... 28	Duggleby ..... 13	Duggleby ..... 18
1904	Fraser ..... 42	Fraser ..... 32	Fraser ..... 14	Fraser ..... 24
1905	Pittinger ..... #46	Pittinger ..... 29	Pittinger ..... 23	Duggleby ..... 17
1906	Duggelby/Sparks ..... 42	Sparks ..... 29	Sparks ..... 19	Duggleby ..... 19
1907	Corridor/Moren ..... 37	Sparks ..... 24	Sparks ..... 22	Moren ..... 18
1908	McQuillan ..... 48	McQuillan ..... 32	McQuillan ..... 23	McQuillan ..... 17
1909	McQuillan ..... 41	Moore ..... 24	Moore ..... 18	McQuillan ..... 16
1910	Moore ..... 46	Ewing ..... 20	Moore ..... 22	Moore ..... 15
1911	Alexander ..... 48	Alexander ..... *31	Alexander ..... *28	Moore ..... *19
1912	Alexander ..... 46	Alexander ..... 26	Alexander ..... 19	Alexander ..... 17
1913	Seaton ..... 52	Alexander ..... 23	Seaton ..... *27	Brennan/Seaton ..... 12
1914	Mayer ..... 48	Alexander ..... *32	Alexander ..... #27	Mayer ..... 19
1915	Alexander ..... 49	Alexander ..... *36	Alexander ..... *31	Mayer ..... 15
1916	Alexander ..... 48	Alexander ..... *38	Alexander ..... *33	Demaree ..... 14
1917	Alexander ..... 45	Alexander ..... *35	Alexander ..... *30	Rixey ..... *21
1918	Prendergast ..... 33	Prendergast ..... 20	Hogg/Prendergast ..... 13	Oeschger ..... *18
1919	G. Smith ..... 31	G. Smith ..... 15	Meadows ..... 8	Hogg/Rixey ..... 12
1920	G. Smith ..... 43	Rixey ..... 25	Meadows ..... 16	Rixey ..... *22
1921	G. Smith ..... 39	Ring ..... 21	Meadows ..... 11	G. Smith ..... *20
1922	G. Smith ..... 42	Meadows ..... 19	Meadows/Ring ..... 12	Meadows/Ring ..... 18
1923	Ring ..... 39	Ring ..... 23	Ring ..... 18	Weinhart ..... 17
1924	Carlson ..... 38	Ring ..... 16	Hubbell/Ring ..... 10	Carlson ..... 17
1925	Ring ..... 38	Ring ..... 21	Ring ..... 14	Mitchell ..... 17
1926	Willoughby ..... 47	Carlson ..... 20	Carlson ..... 17	Dean ..... 16
1927	Scott ..... #48	Scott ..... 17	Scott ..... 9	Scott ..... 21
1928	Benge ..... 40	Benge ..... 12	Benge ..... 8	Benge ..... 18
1929	Willoughby ..... 49	Willoughby ..... 14	Willoughby ..... 15	Benge ..... 15
1930	H. Elliott ..... *48	Collins ..... 17	Collins ..... 16	Willoughby ..... 17
1931	J. Elliott ..... *52	Benge/Collins ..... 16	J. Elliott ..... #19	Benge ..... 18
1932	Collins ..... 43	Holley ..... 16	Collins ..... 14	Holley ..... 14
1933	Liska ..... 45	Holley ..... 12	Holley ..... 13	Holley ..... 15
1934	C. Davis ..... *51	C. Davis ..... 18	C. Davis ..... 19	Collins ..... 18
1935	Jorgens ..... *53	C. Davis ..... 19	C. Davis ..... 16	Jorgens ..... 15
1936	Passeau ..... 49	Walters ..... 15	Passeau/Walters ..... 11	Walters ..... *21
1937	Mulcahy ..... *56	Passeau ..... 18	LaMaster ..... 15	LaMaster ..... 19
1938	Mulcahy ..... 46	Mulcahy/Passeau ..... 15	Passeau ..... 11	Mulcahy ..... *20
1939	Mulcahy ..... 38	Higbe/Mulcahy ..... 14	Higbe ..... 10	Mulcahy ..... 16
1940	Higbe ..... 41	Mulcahy ..... 21	Higbe ..... 14	Mulcahy ..... *22
1941	Pearson ..... 46	Podgajny ..... 8	Hughes/Podgajny ..... 9	Hughes/Pearson ..... 14
1942	Podgajny ..... 43	Hughes ..... 19	Hughes ..... 12	Melton ..... 20
1943	Gerheuser ..... 38	Gerheuser/Rowe ..... 11	Rowe ..... 14	Gerheuser ..... 19
1944	Schanz ..... 40	Raffensberger ..... 18	Raffensberger/Schanz ..... 13	Raffensberger ..... *20
1945	Karl ..... *67	Barrett ..... 8	Karl ..... 9	Barrett ..... *20
1946	Karl/Raffensberger ..... 39	Raffensberger ..... 14	Judd/Rowe ..... 11	Raffensberger ..... 15
1947	Donnelly ..... 38	Leonard ..... 19	Leonard ..... 17	Judd ..... 15
1948	Dubiel ..... 37	Leonard ..... 16	Leonard ..... 12	Leonard ..... *18
1949	Konstanty ..... 53	Heintzelman ..... 15	Heintzelman/Meyer ..... 17	Roberts ..... 15
1950	Konstanty ..... *74	Roberts ..... 21	Roberts ..... 20	Meyer/Roberts ..... 11
1951	Konstanty ..... 58	Roberts ..... 22	Roberts ..... 21	Roberts ..... 15

\* League leader # Tied for league lead



# YEARLY PITCHING LEADERS

YEAR	GAMES	COMPLETE GAMES	WINS	LOSSES
1952	Hansen..... 43	Roberts.....*30	Roberts.....*28	Drews..... 15
1953	Konstanty..... 48	Roberts.....*33	Roberts.....#23	Roberts..... 16
1954	Roberts..... 45	Roberts.....*29	Roberts.....*23	Dickson.....*20
1955	J. Meyer..... 50	Roberts.....*26	Roberts.....*23	Roberts..... 14
1956	R. Miller..... 49	Roberts.....*22	Roberts..... 19	Roberts.....*18
1957	Farrell..... 52	Sanford..... 15	Sanford..... 19	Roberts.....*22
1958	Farrell..... 54	Roberts..... 21	Roberts..... 17	Roberts/Simmons... 14
1959	J. Meyer..... 47	Roberts..... 19	Roberts..... 15	Roberts..... 17
1960	Farrell..... 59	Roberts..... 13	Roberts..... 12	Buzhardt/Roberts... 16
1961	Baldschun..... 65	Mahaffey..... 12	Mahaffey..... 11	Mahaffey.....*19
1962	Baldschun..... 67	Mahaffey..... 20	Mahaffey..... 19	Mahaffey..... 14
1963	Baldschun..... 65	Culp/McLish..... 10	Culp..... 14	Culp..... 12
1964	Baldschun..... 71	Bunning..... 13	Bunning..... 19	Bennett..... 14
1965	Baldschun..... 65	Bunning/Short..... 15	Bunning..... 19	Short..... 11
1966	Knowles..... 69	Short..... 19	Short..... 20	Bunning..... 14
1967	Farrell..... 50	Bunning..... 16	Bunning..... 17	Bunning/Jackson... 15
1968	Farrell..... 54	L. Jackson..... 12	Short..... 19	L. Jackson..... 17
1969	Boozer/Farrell... 46	Wise..... 14	Wise..... 15	G. Jackson..... 18
1970	Selma..... 73	Short..... 7	Wise..... 13	Short..... 16
1971	Brandon..... 52	Wise..... 17	Wise..... 17	three with..... 14
1972	Twitchell..... 49	Carlton.....*30	Carlton.....*27	Reynolds..... 15
1973	Scarce..... 52	Carlton.....#18	four with..... 13	Carlton.....*20
1974	Scarce..... 58	Carlton..... 17	Lonborg..... 17	Schueler..... 16
1975	Garber.....*71	Carlton..... 14	Carlton..... 15	Carlton..... 14
1976	Garber/Reed..... 59	Carlton..... 13	Carlton..... 20	Kaat..... 14
1977	Garber..... 64	Carlton..... 17	Carlton.....*23	Kaat..... 11
1978	Reed..... 66	Carlton..... 12	Carlton..... 16	Christenson..... 14
1979	McGraw..... 65	Carlton..... 13	Carlton..... 18	Lerch..... 13
1980	McGraw..... 57	Carlton..... 13	Carlton.....*24	Lerch..... 14
1981	Lyle..... 48	Carlton..... 10	Carlton..... 13	Christenson/Ruthven 7
1982	R. Reed..... 57	Carlton.....*19	Carlton.....*23	three with..... 11
1983	Holland..... 68	Carlton..... 8	Denny.....*19	Carlton..... 16
1984	Holland..... 68	Koosman/Rawley... 3	Koosman..... 14	Koosman..... 15
1985	Carman..... 71	three with..... 6	Gross..... 15	Denny..... 14
1986	Tekulve..... 73	Gross/Rawley..... 7	Gross..... 12	Gross..... 12
1987	Tekulve..... 90	Rawley..... 4	Rawley..... 17	Gross..... 16
1988	Tekulve..... 70	Gross..... 5	Gross..... 12	Rawley..... 16
1989	Parrett..... 72	three with..... 2	Howell/Parrett.... 12	Carman.....*15
1990	McDowell..... 72	Mulholland..... 6	Combs..... 10	Ruffin..... 13
1991	Williams..... 69	Mulholland..... 8	Mulholland..... 16	Mulholland..... 13
1992	Williams..... 66	Mulholland.....*12	Schilling..... 14	Abbott..... 14
1993	West..... 76	three with..... 7	Greene/Schilling... 16	Jackson..... 11
1994	Slocumb..... 52	Jackson..... 4	Jackson..... 14	West..... 10
1995	Bottalico..... 62	Green..... 4	Quantrill..... 11	Quantrill..... 12
1996	Borland..... 69	Schilling..... 8	Schilling..... 9	Williams..... 14
1997	Spradlin..... 76	Schilling..... 7	Schilling..... 17	Leiter.....*17
1998	Gomes..... 71	Schilling.....*15	Schilling..... 15	Schilling..... 14
1999	Gomes..... 73	Schilling..... 8	Byrd/Schilling..... 15	Ogea..... 12
2000	Gomes..... 65	Schilling..... 4	Wolf..... 11	three with..... 9
2001	Mesa..... 71	Wolf..... 4	Person..... 15	Wolf..... 11
2002	Mesa..... 74	Wolf..... 3	Padilla..... 14	Padilla..... 11
2003	Adams..... 66	Millwood..... 5	Wolf..... 16	Millwood/Padilla... 12
2004	Cormier..... 84	Lidle..... 2	Milton..... 14	Myers..... 11
2005	Madson..... 78	Myers..... 2	Lieber..... 17	Lieber..... 13
2006	Geary..... 81	Lieber..... 2	Myers..... 12	Lieber..... 11
2007	Alfonseca..... 61	Hamels..... 2	Hamels..... 15	Moyer..... 12
2008	Romero..... 81	Hamels/Myers..... 2	Moyer..... 16	Myers..... 13
2009	Madson..... 79	Happ/Lee..... 3	three with..... 12	Hamels..... 11
2010	Contreras..... 67	Halladay.....*9	Halladay.....*21	Hamels..... 11
2011	Bastardo..... 64	Halladay.....*8	Halladay..... 19	Oswalt..... 10
2012	Papelbon..... 70	Blanton/Hamels... 2	Hamels..... 17	Kendrick..... 12
2013	Papelbon..... 61	Kendrick/Lee..... 2	Lee..... 14	Hamels..... 14
2014	Diekman..... 73	Burnett/Lee..... 1	Kendrick..... 10	Burnett.....*18
2015	Garcia..... 72	Hamels..... 1	four with..... 6	Harang..... 15
2016	Neris..... 79	Eflin..... 2	Hellickson..... 12	Eickhoff..... 14
2017	Neris..... 74	Lively..... 1	Nola..... 12	Nola..... 11
2018	Morgan..... 67	none	Nola..... 17	Pivetta..... 14
2019	Neris..... 68	Eflin.....#2	Nola..... 12	Eflin..... 13

\* League leader # Tied for league lead

PITCHING

# YEARLY PITCHING LEADERS

YEAR	ERA	SHUTOUTS	INNINGS PITCHED	STRIKEOUTS
1883	Coleman ..... 4.87	Coleman ..... 3	Coleman ..... 538.1	Coleman ..... 159
1884	Vinton ..... 2.23	Ferguson ..... 2	Ferguson ..... 416.2	Ferguson ..... 194
1885	Daily ..... 2.21	Ferguson ..... 5	Daily ..... 440.0	Ferguson ..... 194
1886	Ferguson ..... *1.98	Casey/Ferguson ..... 4	Ferguson ..... 395.2	Ferguson ..... 212
1887	Casey ..... *2.86	Casey ..... *4	Casey ..... 390.1	Buffinton ..... 160
1888	Sanders ..... 1.90	Buffinton ..... 6	Buffinton ..... 400.1	Buffinton ..... 199
1889	Buffinton ..... 3.24	Buffinton ..... 2	Buffinton ..... 380.0	Buffinton ..... 153
1890	Gleason ..... 2.63	Gleason ..... 6	Gleason ..... 506.0	Gleason ..... 222
1891	Gleason ..... 3.51	three with ..... 1	Gleason ..... 418.0	Esper ..... 108
1892	Keefe ..... 2.36	Weyhing ..... 6	Weyhing ..... 469.2	Weyhing ..... 202
1893	Taylor ..... 4.24	Weyhing ..... 2	Weyhing ..... 345.1	Weyhing ..... 101
1894	Taylor ..... 4.08	Weyhing ..... 2	Taylor ..... 298.0	Weyhing ..... 81
1895	Taylor ..... 4.49	Taylor ..... 1	Carsey ..... 342.1	Taylor ..... 93
1896	Orth ..... 4.41	three with ..... 1	Taylor ..... 359.0	Taylor ..... 97
1897	Wheeler ..... 3.96	Orth/Taylor ..... 2	Taylor ..... 317.1	Taylor ..... 88
1898	Orth ..... 3.02	Piatt ..... #6	Piatt ..... 306.0	Piatt ..... 121
1899	Orth ..... *2.49	Donahue/Fraser ..... 4	Piatt ..... 305.0	Piatt ..... 89
1900	Fraser ..... 3.14	Donahue/Orth ..... 2	Orth ..... 262.0	Orth ..... 68
1901	Orth ..... 2.27	Orth ..... #6	Donahue ..... 304.1	D. White ..... 132
1902	D. White ..... 2.53	Fraser/White ..... 3	D. White ..... 306.0	D. White ..... 185
1903	Sparks ..... 2.72	Duggleby ..... 3	Duggleby ..... 264.0	Fraser ..... 104
1904	Corridon ..... 2.19	Sparks ..... 3	Fraser ..... 302.0	Fraser ..... 127
1905	Sparks ..... 2.18	Pittinger ..... 4	Pittinger ..... 337.0	Pittinger ..... 136
1906	Sparks ..... 2.16	Sparks ..... 6	Sparks ..... 316.2	Lush ..... 151
1907	Richie ..... 2.00	Brown ..... 4	Corridon ..... 274.0	Corridon ..... 131
1908	McQuillan ..... 1.53	McQuillan ..... 7	McQuillan ..... 359.2	McQuillan ..... 114
1909	E. Moore ..... 2.10	McQuillan/Moore ..... 4	E. Moore ..... 299.2	E. Moore ..... 173
1910	McQuillan ..... *1.60	E. Moore ..... 6	E. Moore ..... 283.0	E. Moore ..... *185
1911	Alexander ..... 2.57	Alexander ..... #7	Alexander ..... *367.0	Alexander ..... 227
1912	Rixey ..... 2.50	Alexander/Rixey ..... 3	Alexander ..... #310.1	Alexander ..... *195
1913	Brennan ..... 2.36	Alexander ..... *9	Seaton ..... *322.1	Seaton ..... *168
1914	Alexander ..... 2.38	Alexander ..... 6	Alexander ..... *355.0	Alexander ..... *214
1915	Alexander ..... *1.22	Alexander ..... *12	Alexander ..... *376.1	Alexander ..... *241
1916	Alexander ..... *1.55	Alexander ..... +16	Alexander ..... *388.2	Alexander ..... *167
1917	Alexander ..... *1.86	Alexander ..... *8	Alexander ..... *387.2	Alexander ..... *201
1918	Jacobs ..... 2.41	Jacobs ..... 4	Prendergast ..... 252.1	Hogg ..... 81
1919	Meadows ..... 2.47	Meadows ..... 3	G. Smith ..... 185.0	Meadows ..... 88
1920	Meadows ..... 2.84	Meadows ..... 3	Rixey ..... 284.1	Rixey ..... 109
1921	Winters ..... 3.63	Meadows ..... 2	Ring ..... 246.0	Ring ..... 88
1922	Weinert ..... 3.40	Meadows ..... 2	Ring ..... 249.1	Ring ..... 116
1923	Ring ..... 3.76	Glazner ..... 3	Ring ..... 313.1	Ring ..... 112
1924	Ring ..... 3.97	Glazner/Hubbell ..... 2	Ring ..... 215.1	Ring ..... 72
1925	Carlson ..... 4.23	Carlson ..... #4	Ring ..... 270.0	Ring ..... 93
1926	Carlson ..... 3.24	Carlson ..... 3	Carlson ..... 267.1	Carlson ..... 55
1927	Ulrich ..... 3.17	five with ..... 1	Scott ..... 233.1	Pruett ..... 90
1928	Benge ..... 4.55	four with ..... 1	Benge ..... 201.2	Ring ..... 72
1929	Willoughby ..... 4.99	Benge/Sweetland ..... 2	Willoughby ..... 243.1	Benge ..... 78
1930	Collins ..... 4.78	three with ..... 1	Collins ..... 239.0	Collins ..... 87
1931	Benge ..... 3.17	three with ..... 2	J. Elliott ..... 249.0	Benge ..... 117
1932	Rhem ..... 3.74	Benge/Holley ..... 2	Holley ..... 228.0	Benge ..... 89
1933	Holley ..... 3.53	Holley/Moore ..... 3	Holley ..... 206.2	Holley ..... 56
1934	C. Davis ..... 2.95	Davis/Johnson ..... 3	C. Davis ..... 274.1	C. Davis ..... 99
1935	C. Davis ..... 3.66	C. Davis ..... 3	C. Davis ..... 231.0	C. Davis ..... 74
1936	Walters ..... 4.26	Walters ..... #4	Walters ..... 258.0	Passeau ..... 85
1937	Passeau ..... 4.34	Walters ..... 3	Passeau ..... *292.1	LaMaster ..... 135
1938	Butcher ..... 2.93	three with ..... 1	Mulcahy ..... 267.1	Passeau ..... 100
1939	Beck ..... 4.73	three with ..... 1	Mulcahy ..... 225.2	Higbe ..... 79
1940	Mulcahy ..... 3.60	Mulcahy ..... 3	Higbe ..... 283.0	Higbe ..... *137
1941	Hughes ..... 4.45	Hughes ..... 2	Podganjy ..... 181.1	Johnson ..... 80
1942	Hughes ..... 3.06	Johnson/Melton ..... 1	Hughes ..... 253.0	Melton ..... 107
1943	Barrett ..... 2.39	Rowe ..... 3	Gerheuser ..... 215.0	Gerheuser ..... 92
1944	Raffensberger ..... 3.06	Lee/Raffensberger ..... 3	Raffensberger ..... 258.2	Raffensberger ..... 136
1945	Karl ..... 2.99	Mauney ..... 2	Barrett ..... 190.2	Schanz ..... 56
1946	Judd ..... 3.53	three with ..... 2	Raffensberger ..... 196.0	Raffensberger ..... 73
1947	Leonard ..... 2.68	Leonard ..... 3	Leonard ..... 235.0	Leonard ..... 103
1948	Leonard ..... 2.51	Dubiel/Heintzelman ..... 2	Leonard ..... 225.2	Leonard ..... 92
1949	Heintzelman ..... 3.02	Heintzelman ..... #5	Heintzelman ..... 250.0	Roberts ..... 95
1950	Roberts ..... 3.02	Roberts ..... #5	Roberts ..... 304.1	Roberts/Simmons ..... 146
1951	Roberts ..... 3.03	Roberts ..... *6	Roberts ..... *315.0	Roberts ..... 127

\* League leader # Tied for league lead +1 st on all-time single-season leaders list

# YEARLY PITCHING LEADERS

YEAR	ERA	SHUTOUTS	INNINGS PITCHED	STRIKEOUTS
1952	Roberts ..... 2.59	Simmons ..... #6	Roberts ..... *330.0	Roberts ..... 148
1953	Roberts ..... 2.75	Roberts ..... 5	Roberts ..... *346.2	Roberts ..... *198
1954	Simmons ..... 2.81	Dickson/Roberts ..... 4	Roberts ..... *336.2	Roberts ..... *185
1955	Roberts ..... 3.28	Dickson ..... 4	Roberts ..... *305.0	Roberts ..... 160
1956	Simmons ..... 3.36	Haddix ..... 2	Roberts ..... 297.1	Roberts ..... 157
1957	Sanford ..... 3.08	Sanford ..... 3	Roberts ..... 249.2	Sanford ..... *188
1958	Roberts ..... 3.23	Sanford/Semproch ..... 2	Roberts ..... 269.2	Roberts ..... 130
1959	Conley ..... 3.00	Conley ..... 3	Roberts ..... 257.1	Roberts ..... 137
1960	Conley ..... 3.68	Conley/Roberts ..... 2	Roberts ..... 237.1	Roberts ..... 122
1961	Mahaffey ..... 4.10	Mahaffey ..... 3	Mahaffey ..... 219.1	Mahaffey ..... 158
1962	Bennett ..... 3.81	Bennett/Mahaffey ..... 2	Mahaffey ..... 274.0	Mahaffey ..... 177
1963	Short ..... 2.29	Culp ..... 5	McLish ..... 209.2	Culp ..... 176
1964	Short ..... 2.20	Bunning ..... 5	Bunning ..... 284.1	Bunning ..... 219
1965	Bunning ..... 2.60	Bunning ..... 7	Short ..... 297.1	Bunning ..... 268
1966	Bunning ..... 2.41	Bunning/Jackson ..... #5	Bunning ..... 314.0	Bunning ..... 252
1967	Bunning ..... 2.29	Bunning ..... *6	Bunning ..... *302.1	Bunning ..... *253
1968	L. Jackson ..... 2.77	Fryman ..... 5	Short ..... 269.2	Short ..... 202
1969	Wise ..... 3.23	G. Jackson ..... 4	G. Jackson ..... 253.0	G. Jackson ..... 180
1970	Bunning ..... 4.11	Fryman ..... 3	Wise ..... 220.0	Selma ..... 153
1971	Wise ..... 2.88	Wise ..... 4	Wise ..... 272.0	Wise ..... 155
1972	Carlton ..... *1.97	Carlton ..... 8	Carlton ..... *346.1	Carlton ..... *310
1973	Twitchell ..... 2.50	Twitchell ..... 5	Carlton ..... #293.1	Carlton ..... 223
1974	Lonborg ..... 3.21	Lonborg ..... 3	Carlton ..... 291.0	Carlton ..... *240
1975	Carlton ..... 3.56	Carlton ..... 3	Carlton ..... 255.0	Carlton ..... 192
1976	Lonborg ..... 3.08	Carlton ..... 2	Carlton ..... 252.2	Carlton ..... 195
1977	Carlton ..... 2.64	Carlton ..... 2	Carlton ..... 283.0	Carlton ..... 198
1978	Carlton ..... 2.84	Carlton/Christenson ..... 3	Carlton ..... 247.0	Carlton ..... 161
1979	Carlton ..... 3.62	Carlton ..... 4	Carlton ..... 251.0	Carlton ..... 213
1980	Carlton ..... 2.34	Carlton ..... 3	Carlton ..... *304.0	Carlton ..... *286
1981	Carlton ..... 2.42	Carlton ..... 1	Carlton ..... 190.0	Carlton ..... 179
1982	Carlton ..... 3.10	Carlton ..... *6	Carlton ..... *295.2	Carlton ..... *286
1983	Denny ..... 2.37	Carlton ..... 3	Carlton ..... *283.2	Carlton ..... *275
1984	Koosman ..... 3.25	Hudson/Koosman ..... 1	Carlton ..... 229.0	Carlton ..... 163
1985	Rawley ..... 3.31	three with ..... 2	Gross ..... 205.2	Gross ..... 151
1986	Gross ..... 4.02	Gross ..... 2	Gross ..... 241.2	Gross ..... 154
1987	Carman ..... 4.22	Carman ..... 2	Rawley ..... 229.2	Carman ..... 125
1988	Gross ..... 3.69	three with ..... 1	Gross ..... 231.2	Gross ..... 162
1989	Howell ..... 3.44	six with ..... 1	Howell ..... 204.0	Howell ..... 164
1990	Mulholland ..... 3.34	Combs ..... 2	Combs ..... 183.1	Combs ..... 108
1991	Greene ..... 3.38	Mulholland ..... 3	Mulholland ..... 232.0	Greene ..... 154
1992	Schilling ..... 2.35	Schilling ..... 4	Mulholland ..... 229.0	Schilling ..... 147
1993	Mulholland ..... 3.25	three with ..... 2	Schilling ..... 235.1	Schilling ..... 186
1994	D. Jackson ..... 3.26	D. Jackson ..... 1	D. Jackson ..... 179.1	D. Jackson ..... 129
1995	Schilling ..... 3.57	Green ..... 2	Quantrill ..... 179.1	Schilling ..... 114
1996	Schilling ..... 3.19	Schilling ..... 2	Schilling ..... 183.1	Schilling ..... 182
1997	Schilling ..... 2.97	Schilling ..... 2	Schilling ..... 254.1	Schilling ..... *319
1998	Schilling ..... 3.25	Schilling ..... 2	Schilling ..... *268.2	Schilling ..... *300
1999	Schilling ..... 3.54	Loewer/Schilling ..... 1	Byrd ..... 199.2	Schilling ..... 152
2000	Person ..... 3.63	three with ..... 1	Wolf ..... 206.1	Person ..... 164
2001	Wolf ..... 3.70	Wolf ..... 2	Person ..... 208.1	Person ..... 183
2002	Wolf ..... 3.20	Wolf ..... 2	Wolf ..... 210.2	Wolf ..... 172
2003	Padilla ..... 3.62	Millwood ..... #3	Millwood ..... 222.0	Wolf ..... 177
2004	Wolf ..... 4.28	Lidle ..... 2	Milton ..... 201.0	Milton ..... 161
2005	Myers ..... 3.72	none	Lieber ..... 218.1	Myers ..... 208
2006	Myers ..... 3.91	Floyd/Lieber ..... 1	Myers ..... 198.0	Myers ..... 189
2007	Hamels ..... 3.39	Durbin/Lieber ..... 1	Moyer ..... 199.1	Hamels ..... 177
2008	Hamels ..... 3.09	Hamels ..... 2	Hamels ..... 227.1	Hamels ..... 196
2009	Happ ..... 2.93	Hamels/Happ ..... 2	Blanton ..... 195.1	Hamels ..... 168
2010	Halladay ..... 2.44	Halladay ..... *4	Halladay ..... *250.2	Halladay ..... 219
2011	Halladay ..... 2.35	Lee ..... *6	Halladay ..... 233.2	Lee ..... 238
2012	Hamels ..... 3.05	Hamels ..... 2	Hamels ..... 215.1	Hamels ..... 216
2013	Lee ..... 2.87	Kendrick/Lee ..... 1	Lee ..... 222.2	Lee ..... 222
2014	Hamels ..... 2.46	none	Burnett ..... 213.2	Hamels ..... 198
2015	Hamels ..... 3.64	Hamels ..... 1	Harang ..... 172.1	Hamels ..... 137
2016	Eickhoff ..... 3.65	three with ..... 1	Eickhoff ..... 197.1	Eickhoff ..... 167
2017	Nola ..... 3.54	none	Nola ..... 168.0	Nola ..... 184
2018	Nola ..... 2.37	none	Nola ..... 212.1	Nola ..... 224
2019	Nola ..... 3.87	Eflin ..... 1	Nola ..... 202.1	Nola ..... 229

\* League leader # Tied for league lead

PITCHING

# INDIVIDUAL PITCHING RECORDS

Since 1900

KEY: (ML) Major League record; (MLT) Major League record tied; (NL) Nat'l League record; (NLT) Nat'l League record tied.

## MOST GAMES

**Season**—90, Kent Tekulve, 1987 (RH); 84, Rheal Cormier, 2004 (LH)

**Consecutive**—9, Kent Tekulve, 1987

**Rookie**—65, Jack Baldschun, 1961

**Career**—529, Robin Roberts

## MOST GAMES STARTED

**Season**—45, Grover Alexander, 1916 (RH); 41, Steve Carlton, 1972 (LH)

**Rookie**—42, George McQuillan, 1908

**Career**—499, Steve Carlton (LH); 472, Robin Roberts (RH)

**Consecutive, no relief appearances**—499, Steve Carlton

## MOST COMPLETE GAMES

**Season**—38, Grover Alexander, 1916 (RH); 34, Doc White, 1902 (LH)

**Rookie**—32, George McQuillan, 1908

**Career**—272, Robin Roberts

**Consecutive**—28, Robin Roberts, 8/28/52-7/5/1953

## MOST INNINGS PITCHED

**Game**—20, Tully Sparks, 8/24/1905 vs CHI (L 2-1); Mule Watson, 7/17/1918 at CHI (L 2-1); Joe Oeschger, 4/30/1919 vs BKN (T 9-9)

**Season**—389, Grover Alexander, 1916 (RH); 346.1, Steve Carlton, 1972 (LH)

**Season, reliever**—166.2, Andy Karl, 1945

**Rookie**—367, Grover Alexander, 1911

**Career**—3,739.1, Robin Roberts

## MOST CONSECUTIVE SCORELESS INNINGS

**Reliever**—32.2, Larry Andersen, 1984

**Starter**—41.0, Grover Alexander, 1911

**Start of career**—24.0 George McQuillan, 5/8-9/29/1907 (gm 1) (NL)

## MOST CONSECUTIVE BATTERS RETIRED

**Game**—27, Curt Simmons, 5/16/1953 at MIL (Bruton single to start game; then retired next 27); Robin Roberts, 5/13/1954 vs. CIN (Adams HR to start game; then retired next 27); Jim Bunning, 6/21/1964 at NYM (gm 1) (perfect game); Roy Halladay, 5/29/2010 at FLA (perfect game)

**Extra innings**—32, Rick Wise, 9/18/1971 vs CHI (12 inn.) W 4-3

## MOST BATTERS FACED

**Inning**—16, Hal Kelleher, 8th, 5/5/1938 at CHI; (L 21-2) (MLT)

## MOST AT-BATS

**Inning**—14, Hal Kelleher, 8th, 5/5/1938 at CHI (MLT)

## MOST HITS ALLOWED

**Inning**—11, Reggie Grabowski, 9th, (10 singles) 8/4/1934 (gm 2) vs NYG (NL)

**Consecutive hits, inning**—9, Erskine Mayer, 9th, 8/18/1913

**Game**—22, Dutch Schesler, 7/11/1931 (gm 1) vs NYG (8 inn.); 24, Joe Oeschger, 4/30/1919 vs BKN (20 inn.)

**Shutout, game**—12, George Smith, 4-0, 8/12/1921 at BOS (gm 2)

**Season**—348, Claude Passeau, 1937 (RH); 293, Steve Carlton, 1973 (LH)

**Rookie**—285, Grover Alexander, 1911; 283, Curt Davis, 1934

**Career**—3,661, Robin Roberts

## FEWEST HITS ALLOWED

**No-hitters, Phillies**—11, since 1900 (see separate chart in guide)

**No-hitters, opponents**—22, since 1900 (see separate chart in guide)

**One-hitters, career**—5, Grover Cleveland Alexander and Steve Carlton

## MOST RUNS ALLOWED

**Inning**—12, Hal Kelleher, 8th, 5/5/1938 at CHI; (L 21-2) (NL)

**Game**—17, Bill Duggleby, 9/19/1903 (gm 1) at CIN; (L 17-7)

**Season**—178, Ray Benge, 1930 (RH); 164, Les Sweetland, 1930 (LH)

**Rookie**—141, Ham Iburg, 1902

**Career**—1,591, Robin Roberts

## MOST EARNED RUNS ALLOWED

**Season**—147, Robin Roberts, 1956 (RH); 143, Les Sweetland, 1930 (LH)

**Rookie**—130, Wayne LaMaster, 1937 (LH)

**Career**—1,437, Robin Roberts

## MOST HOME RUNS ALLOWED

**Inning**—4, Bill Kerkusieck, 4th, 8/13/1939 (gm 1) at NYG;

Charlie Bicknell, 6th, 6/6/1948 (gm 1) at STL (MLT)

**Consecutive, inning**—3, many; last: Jerad Eickhoff, 1st, 6/10/2019 vs ARI

**Game**—6, Bill Kerkusieck, 8/13/1939 (gm 1) at NYG (MLT)

**Season**—46, Robin Roberts, 1956 (RH);

43, Eric Milton, 2004 (LH)

**Rookie**—25, Ray Semproch, 1958 and Nick Pivetta, 2017 (RH); Matt Beech, 1997 (LH)

**Career**—402, Robin Roberts (185 home, 217 away)

## MOST GRAND SLAMS

**Game**—2, June Green, 7/6/1929 (gm 2) vs STL (MLT)

**Consecutive games**—2, Bubba Church, 9/24-27/1950;

Tug McGraw, 8/5-11/1979; Doug Bair, 7/7-9/1987;

Tommy Greene, 8/22-27/1995 (MLT)

**Month**—2, June Green, July 1929; Bubba Church, Sept. 1950;

Tug McGraw, Aug. 1979; Doug Bair, July 1987; Tommy

Greene, August 1995; Roy Halladay, May 2012

**Season**—4, Tug McGraw, 1979 (MLT)

## MOST TOTAL BASES

**Inning**—19, David Buchanan, 2nd, 8/11/2015 at ARI

## MOST WALKS

**Inning**—Unknown

**Game**—12, Fred Mitchell, 7/27/1903 vs BKN; Curt Simmons, 9/6/1948 vs NYG (6.1 inn., called due to darkness after 7)

**Season**—164, Earl Moore, 1911 (RH); 136, Steve Carlton, 1974 (LH)

**Rookie**—107, Jack Hamilton, 1962

**Career**—1,252, Steve Carlton

# INDIVIDUAL PITCHING RECORDS

## MOST STRIKEOUTS

**Inning**—4, Doc White, 7/21/1902 vs BKN, 5th; Jake Thompson, 8/12/2016 vs COL, 2nd

**Perfect inning (3 SO on 9 pitches)**—Andy Ashby, 6/15/1991 vs CIN; Juan Perez, 7/8/2011 vs ATL; Cole Hamels, 5/17/2014 vs CIN

**Game, RH**—17, Art Mahaffey, 4/23/1961 (gm 2) vs CHI

**Game, LH**—16, Steve Carlton, 6/9/1982 vs CHI; Cliff Lee, 5/6/2011 vs ATL

**Game, extra innings**—18, Chris Short, 15 IP, 10/2/1965 at NYM (gm 2)

**Consecutive, reliever**—6, Jack Meyer, 9/22/1958 (gm 1) vs PIT, 12th-13th inn. (1st 6 batters); Willie Hernandez, 7/3/1983 vs NYM, 8th-9th inn. (all 6 he faced); Antonio Bastardo, 4/8/2011 at ATL, 6th-7th inn. (final 6 he faced), & 8/5/2014 vs HOU, 11th-12th inn.; Victor Arano, 4/14/2019 at MIA, 12th-13th inn. (all 6 he faced)

**Consecutive, starter**—7, Steve Carlton, 5/9/1981 vs SD; Curt Schilling, 8/26/1996 at SF; Jerad Eickhoff, 9/28/2018 vs ATL

**Consecutive, start of game**—Unknown; 6, Brandon Duckworth, 8/5/2002 vs LAD

**Consecutive, start of game, opp.**—8, German Marquez, 9/26/2018 at COL

**Season, starter**—319, Curt Schilling, 1997 (RH); 310, Steve Carlton, 1972 (LH)

**Season, reliever**—153, Dick Selma, 1970 (134 inn.) (NL)

**Rookie**—227, Grover Alexander, 1911

**Career**—3,031, Steve Carlton

## MOST HIT BATSMEN

**Inning**—Unknown

**Game**—4, Charley Schanz, 7/15/1945 vs CIN (gm 1) (MLT)

**Season**—19, Fred Mitchell, 1903; Jim Bunning, 1966 (RH); 16, John Lush, 1906 (LH)

**Career**—72, Jim Bunning

## MOST WILD PITCHES

**Inning**—Unknown

**Game**—5, Ken Howell, 4/5/1989 at CHI (W 12-4)

**Season**—22, Jack Hamilton, 1962 (RH); 14, Chris Short, 1961 (LH)

**Rookie**—22, Jack Hamilton, 1962

**Career**—120, Steve Carlton

## MOST WINS

**Season**—33, Grover Alexander, 1916 (RH); 27, Steve Carlton, 1972 (LH)

**Season, reliever**—16, Jim Konstanty, 1950

**Highest pct., team's wins**—45.8, Steve Carlton, 1972, 27-10 (59-97) (NL)

**Consecutive, season**—15, Steve Carlton, 6/7-8/17/1972

**3 consecutive games, relief pitcher**—3, Gene Garber, 5/15 (gm 2)-16-17/1975; Mitch Williams, 8/4-6-7/1991 (MLT)

**Rookie**—28, Grover Alexander, 1911 (ML)

**Career**—241, Steve Carlton (LH); 234, Robin Roberts (RH)

**Career, reliever**—54, Ron Reed

**Winning percentage, season**—800, Robin Roberts (28-7), 1952 (RH); .741, Steve Carlton (27-10), 1972 (LH)

**Wins at Baker Bowl, season**—20, Grover Alexander, 1914 (lost 4)

**Wins at Baker Bowl, career**—101, Grover Alexander

**Wins at Shibe Park/Connie Mack Stadium, season**—14, Robin Roberts, 1952 (lost 2) and 1955 (lost 4)

**Wins at Shibe Park/Connie Mack Stadium, career**—126, Robin Roberts

**Wins at Veterans Stadium, season**—17, Steve Carlton, 1977 (lost 3)

**Wins at Veterans Stadium, career**—138, Steve Carlton (lost 62)

**Wins at Citizens Bank Park, season**—12, Roy Halladay, 2010 (lost 5)

**Wins at Citizens Bank Park, career**—56, Cole Hamels (lost 44)

## MOST LOSSES

**Season**—24, Charles Fraser, 1904 (RH); 22, Eppa Rixey, 1920 (LH)

**Season, reliever**—12, Gene Garber, 1975 (10-12)

**Consecutive, season**—12, Russ Miller, 5/12-8/12/1928; Hugh Mulcahy, 8/4-9/23/1940; Ken Reynolds, 5/29-8/25/1972

**Consecutive, start of season**—12, Russ Miller, 1928; Ken Reynolds, 1972

**Without a win, season**—12, Russ Miller, 1928 (NL)

**Rookie**—19, Al Gerheuser, 1943

**Career**—199, Robin Roberts (RH); 161, Steve Carlton (LH)

## MOST SHUTOUTS

**First ML game**—Eddie Stack, 6/7/1910, 1-0, vs CHI; Earl Caldwell, 9/8/1928, 4-0, vs BOS; Hal Kelleher, 9/17/1935, 1-0, vs CIN; Niles Jordan, 8/26/1951, 2-0, vs CIN; Dave Downs, 9/2/1972, 3-0, at ATL

**Opening Day**—3, Chris Short, 1965, 1968, 1970 (NLT)

**Season**—16, Grover Alexander, 1916 (ML)

**Consecutive**—4, Grover Alexander, 9/7-13-17-21/1911

**1-0 wins, season**—4, Grover Alexander, 1916

**1-0 losses, season**—5, George McQuillan, 1908; Jim Bunning, 1967 (MLT)

**Lost, season**—8, George McQuillan, 1908

**Rookie**—7, George McQuillan, 1908; Grover Alexander, 1911; 5, Ray Culp, 1963

**Career**—61, Grover Alexander

## MOST SAVES

**Consecutive appearances**—13, Steve Bedrosian, 5/25-6/30/1987

**Consecutive, without a blown save**—44, Brad Lidge, 4/7/2008-4/13/2009 (not including postseason)

**Season**—45, Jose Mesa, 2002 (RH); 43, Mitch Williams, 1993 (LH)

**Rookie**—16, Jack Meyer, 1955; Seranthony Domínguez, 2018

**Career**—123, Jonathan Papelbon (RH); 102, Mitch Williams (LH)

## MOST GAMES FINISHED

**Season**—70, Billy Wagner, 2005 (LH); 64, Jose Mesa, 2002 (RH) and Jonathan Papelbon, 2012 (RH)

**Career**—313, Tug McGraw (LH); 255, Ron Reed (RH)

## MOST SACRIFICE FLIES

**Season**—15, Randy Lerch, 1979 (NL)

## MOST BALKS

**Season**—11, Steve Carlton, 1979 (NL)

## LOWEST EARNED RUN AVERAGE

**Season**—1.22, Grover Alexander, 1915

**Rookie**—1.53, George McQuillan, 1908

## 20 WINS, 20 LOSSES NEXT SEASON

Eppa Rixey (22-10) 1916, (16-21) 1917; Steve Carlton (27-10) 1972, (13-20) 1973

## TRIPLE CROWN (W-SO-ERA), NATIONAL LEAGUE

Grover Alexander, 31-241-1.22, 1915

Grover Alexander, 33-167-1.55, 1916

Grover Alexander, 30-201-1.86, 1917

Steve Carlton, 27-310-1.97, 1972

# TEAM PITCHING RECORDS

Since 1900

KEY: (ML) Major League record; (MLT) Major League record tied; (NL) Nat'l League record; (NLT) Nat'l League record tied.

## NUMBER OF PITCHERS

**Most**—34, 2019 (162 games); 26, 1995 (144 games)

**Fewest**—11, 1976 (162 games)

## MOST COMPLETE GAMES

**Season**—131 in 1904

**Fewest, season**—0 in 2018

## MOST INNINGS

**Game**—20, 8/24/1905 vs CHI (L 2-1); 7/17/1918 at CHI (L 2-1); 4/30/1919 vs BKN (T 9-9); 5/4/1973 vs ATL (W 5-4); 7/7/1993 vs LAD (W 7-6)

**Season**—1,480 in 1980

**Fewest, season**—1,299 in 1907 (154 games) (ML)

## MOST HITS ALLOWED

**Inning**—Unknown

**Consecutive, inning**—10, 6/12/1922 vs STL, 6th

**Game**—30, 9/2/1925 vs NYG (gm 2) (L 24-9)

**Season**—1,993 in 1930 (ML)

**Fewest, season**—1,086 in 1918

## MOST RUNS ALLOWED

**Inning**—14, 8/25/1922 at CHI, 4th

**Game**—28, 7/6/1929 vs STL (gm 2) (L 28-6) (NL)

**Season**—1,199 in 1930 (ML)

**Fewest, season**—445 in 1908

## MOST EARNED RUNS ALLOWED

**Season**—1,024 in 1930 (ML)

**Fewest, season**—332 in 1915 (ML)

## MOST HOME RUNS ALLOWED

**Inning**—4, 8/13/1939 at NYG (gm 1), 4th; 6/6/1948 at STL, 2nd; 6/22/1997 vs ATL, 3rd

**Game**—9, 9/4/1999 vs CIN (NL)

**Season**—258 in 2019

**Fewest, season**—49 in 1944 (since 1940)

## MOST GRAND SLAMS

**Game**—2, 9/5/1924 vs NYG; 7/6/1929 vs NYG; 5/1/1933 vs PIT; 4/30/1938 vs BOS; 7/14/97 at ATL

**Season**—8 in 1933

## MOST PINCH HOMERS

**Game**—2, 6/9/1954 vs CHI; 8/15/1962 vs NYM (13 inn.);

9/17/1963 vs NYM; 6/19/2010 vs MIN (10 inn.);

7/30/2019 vs SF (MLT)

## MOST WALKS

**Inning**—Unknown

**Game**—18, 8/24/2013 vs ARI (18 inn.)

**Season**—682 in 1974

**Fewest, season**—259 in 1901

## MOST STRIKEOUTS

**Inning**—4, Doc White, 7/21/1902 vs BKN, 5th; Jake Thompson, 8/12/2016 vs COL, 2nd (MLT)

**Game, 9 innings**—18, 5/6/2011 vs ATL (Cliff Lee, J.C. Romero, Danys Baez)

**Game, extra innings**—21, 9/22/1958 vs PIT (gm 1) (14 inn.) (Seth Morehead, Dick Farrell, Jack Meyer); 10/2/1965 at NYM (gm 2) (18 inn.) (Chris Short, Gary Wagner, Jack Baldschun)

**Season**—1,465 in 2018

**Fewest, season**—284 in 1900

## MOST HIT BATSMEN

**Inning**—3, 5/15/1960 vs CIN (gm 1), 8th

**Game**—Unknown

**Season**—77 in 2003

**Fewest, season**—13 in 1950

## MOST WILD PITCHES

**Inning**—Unknown

**Game**—5, 4/5/1989 at CHI; 5/4/1997 at COL

**Season**—91 in 1989

**Fewest, season**—14 in 1952

## MOST BALKS

**Inning**—Unknown

**Game**—2, 29 times; last: 4/20/2012 at SD

**Season**—27 in 1984

**Fewest, season**—0 in 1946 & 1955 (MLT)

## MOST WINS

**Season**—102 in 2011

**Fewest, season**—42 in 1942

## MOST LOSSES

**Season**—111 in 1941

**Fewest, season**—60 in 2011

## MOST SHUTOUTS

**Season, won**—26 in 1916

**Season, lost**—23 in 1908 and 1909

**Longest**—18, 10/2/1925 at NYG (T 0-0)

**Fewest, season**—2 in 1942

**1-0 shutouts, won**—7 in 1913

**Longest 1-0 win**—16 inn., 5/17/1991 vs CHI

**1-0 shutouts, lost**—10 in 1967 (MLT)

**Consecutive, games**—4 in 1951 (Robin Roberts, 7/25 at STL; Ken Johnson, 7/26 at STL; Bubba Church, 7/27 at CHI; Russ Meyer, 7/28 at CHI) and 1969 (Jerry Johnson, 8/13 at ATL; Woodie Fryman, 8/14 at ATL; Grant Jackson, 8/15 vs HOU; Rick Wise, 8/16 vs HOU)

**Consecutive innings**—41 in 1951

**Consecutive 1-0 losses, season**—3, 5/11-12-13/1960 (MLT)

## MOST SAVES

**Season**—48 in 1987

**Fewest, season**—15 in 1972

## LOWEST EARNED RUN AVERAGE

**Season**—2.18 in 1915

## HIGHEST EARNED RUN AVERAGE

**Season**—6.70 in 1930 (ML)

## DEFENSE

50



TE  
NY

15



TO  
BOS

## LEAGUE LEADERS - DEFENSE

1900	Nap Lajoie, 2b	.954	1942	Danny Litwhiler, of	1.000	1978	Larry Bowa, ss	.986
	Ed McFarland, c	.963	1943	Pinky May, 3b	.963		Bob Boone, c	.991
1901	Harry Wolverton, 3b	.921	1946	Frank McCormick, 1b	.999		Bake McBride, of	.996
	Bill Hallman, 2b	.971	1947	Dutch Leonard, p	1.000	1979	Larry Bowa, ss	.991
1903	Harry Wolverton, 3b	.941	1953	Willie Jones, 3b	.993	1980	Pete Rose, 1b	.997
1904	Harry Wolverton, 3b	.925	1954	Willie Jones, 3b	.968		Steve Carlton, p	1.000
1906	Roy Thomas, of	.986	1955	Willie Jones, 3b	.960	1982	Garry Maddox, cf	.992
1909	Kitty Bransfield, 1b	.989		Andy Seminick, c	.994		Manny Trillo, 2b	.994
1910	Mickey Doolan, ss	.948	1956	Willie Jones, 3b	.973	1984	Ozzie Virgil, c	.994
1911	Sherry Magee, of	.981	1958	Willie Jones, 3b	.967	1986	Mike Schmidt, 3b	.980
1913	Hans Lobert, 3b	.974		Robin Roberts, p	1.000	1994	Milt Thompson, of	1.000
	Bill Killefer, c	.988	1962	Tony Gonzalez, of	1.000	1995	Jim Eisenreich, of	1.000
1914	Hans Lobert, 3b	.944	1963	Tony Taylor, 2b	.986	1999	Mike Lieberthal, c	.997
1915	Bobby Byrne, 3b	.969		Don Demeter, of	1.000	2002	Doug Glanville, cf	1.000
1916	Bill Killefer, c	.985		Chris Short, p	1.000	2004	Placido Polanco, 2b	.995
1917	Dode Paskert, of	.984	1964	Tony Gonzalez, of	.996	2006	Shane Victorino, of	1.000
	Bill Killefer, c	.984	1966	Bill White, 1b	.994	2007	Aaron Rowand, of	.995
1922	Butch Henline, c	.983	1967	Bobby Wine, ss	.980	2008	Jimmy Rollins, ss	.988
1924	Heinie Sand, ss	.959		Tony Gonzalez, of	.993	2009	Jimmy Rollins, ss	.990
	George Harper, of	.986	1968	Cookie Rojas, 2b	.987	2010	Placido Polanco, 3b	.986
1927	Jimmy Cooney, ss	.978		Johnny Callison, of	1.000	2011	Placido Polanco, 3b	.977
	Dick Spalding, of	.992		Larry Jackson, p	1.000		Shane Victorino, of	1.000
1929	Walt Larian, c	.986	1971	Larry Bowa, ss	.987	2012	Jimmy Rollins, ss	.978
1932	Pinky Whitney, 3b	.960		Rick Wise, p	1.000	2014	Jimmy Rollins, ss	.988
	Don Hurst, 1b	.993	1972	Don Money, 3b	.978		Cole Hamels, p	1.000
1935	Johnny Vergez, 3b	.953		Larry Bowa, ss	.987	2016	Freddy Galvis, ss	.987
1937	Pinky Whitney, 3b	.982	1973	Greg Luzinski, of	.993		Jeremy Hellickson, p	1.000
	Dolph Camilli, 1b	.994		Ken Brett, p	1.000	2017	Freddy Galvis, ss	.989
1939	Pinky May, 3b	.956	1974	Larry Bowa, ss	.984		Aaron Nola, p	1.000
1940	Ham Schulte, 2b	.980	1976	Dave Cash, 2b	.988	2018	Aaron Nola, p	1.000
1941	Pinky May, 3b	.972				2019	Aaron Nola, p	1.000

### ALL-TIME FIELDING TEAM

Pos.	Player	Year	G	TC	E	PCT
1B	Frank McCormick	1946	134	1283	1	*.999
2B	Placido Polanco	2004	109	571	3	.995
SS	Larry Bowa	1979	146	683	6	.991
3B	Placido Polanco	2010	123	351	5	.986
OF	Danny Litwhiler	1942	151	317	0	#1.000
OF	Tony Gonzalez	1962	114	276	0	#1.000
OF	Don Demeter	1963	119	172	0	#1.000
OF	Johnny Callison	1968	109	197	0	#1.000
OF	Jim Eisenreich	1995	111	207	0	#1.000
OF	Doug Glanville	2002	117	227	0	#1.000
OF	Shane Victorino	2011	130	296	0	#1.000
C	Mike Lieberthal	1999	143	946	3	.997
P	Eppa Rixey	1917	39	108	0	#1.000

\* League record

# Tied league record

### DID YOU KNOW?

The Phillies team record for most errors in a game is nine, occurring on August 5, 1904 vs Cincinnati. The Phils have made eight errors in a game twice, April 24, 1922 vs New York and August 18, 1941 vs Cincinnati.



# TRIPLE PLAYS

## TURNED BY PHILLIES

Date	Opponent	Fielders	Batter
9/8/1890	vs BKN	Allen (ss) to Myers (2b) to McCauley (1b)	Smith
4/23/1891	vs BKN	Shindle (3b) to Allen (ss)	O'Brien
9/5/1908	vs NYG	Doolan (ss) to Knabe (2b) to Dooiin (c) to Grant (3b) to Doolan to Dooiin to Grant	Devlin
9/4/1909	vs BKN	Doolan (ss) to Ward (2b) to Bransfield (1b) to Dooiin (c)	Bell
8/12/1916	vs NYG	Bancroft (ss) to Byrne (2b) to Bancroft	Robertson
5/26/1918	at CIN	Bancroft (ss) to Luderus (1b)	Magee
7/6/1923	vs PIT	Mokan (lf) to Henline (c) to Sand (ss)	Carey
7/4/1924	at NYG	Ford (3b) to Sand (ss) to Holke (1b)	Groh
5/1/1925	vs BOS	Schultz (rf) to Henline (c) to Fonseca (2b)	O'Neil
6/29/1925	vs BKN	Carlson (p) to Sand (ss) to Hawks (1b)	DeBerry
6/3/1929	at PIT	Thompson (2b) to Hurst (1b) to Friberg (ss)	Grimes
9/16/1930	vs PIT	Thompson (2b) to Sherlock (1b)	Traynor
7/1/1931	vs CHI	Mallon (2b) to Friberg (1b) to Bartell (ss)	Taylor
4/26/1935	at NYG	Wilson (c) to Bivin (p) to Ryan (ss) to Camilli (1b)	Mancusco
7/23/1948	at CIN	Caballero (3b) to Hamner (2b) to Sisler (1b)	Stallcup
6/23/1949	at PIT	Miller (2b) to Hamner (ss) to Sisler (1b)	Stevens
6/22/1950	vs PIT	Miller (p) to Hamner (ss) to Waitkus (1b) to Seminick (c)	Bell
9/25/1955	at NYG	Kazanski (ss) to Morgan (2b) to Blaylock (1b)	Hoffman
6/28/1958	vs STL	Hemus (2b) to Anderson (1b)	K. Boyer
5/17/1964	at HOU	Herrnstein (1b) to Wine (ss) to Herrnstein to Triandos (c)	Grote
8/15/1964	at NYM	Boozler (p) to Amaro (ss) to Thomas (1b)	Klaus
10/2/1964	at CIN	Johnson (lf) to Wine (ss) to Taylor (2b) to Power (1b)	D. Johnson
8/15/1967	vs NYM	Allen (3b) to Rojas (2b) to White (1b)	Linz
5/4/1968	vs PIT	Wine (ss) to Rojas (2b) to White (1b)	Mota
4/28/1991	vs SD	Ready (2b) to Jordan (1b)	T. Gwynn
9/20/1992	at PIT	Morandini (2b) unassisted	King
8/20/1998	at SF	Arias (ss) to Lewis (2b) to Brogna (1b)	Kent
5/15/1999	vs NYM	Arias (ss) to Jordan (2b)	Piazza
4/21/2007	at CIN	Nunez (3b) to Utley (2b) to Helms (1b)	Ross
9/12/2007	vs COL	Dobbs (3b) to Utley (2b)	Holliday
8/23/2009	at NYM	Bruntlett (2b) unassisted	Francoeur
8/7/2016	at SD	Franco (3b) to Hernández (2b) to Joseph (1b)	Blash
8/27/2017	vs CHI	Hoskins (lf) to Hernández (2b) to Joseph (1b)	Baez

## TURNED VS PHILLIES

Date	Opponent	Fielders	Batter
9/8/1885	vs NYG	Connor (1b) to Gerhardt (2b)	Ferguson
8/4/1887	at CHI	Pfeffer (2b) to Williamson (ss) to Burns (3b)	McGuire
9/11/1894	at PIT	Steere (ss) to Beckley (1b) to Sugden (c) to Bierbauer (2b)	Delahanty
6/26/1902	vs NYG	Bean (ss) to Smith (2b) to O'Hagan (1b) to Yeager (c)	Jacklitsch
7/27/1907	at PIT	Nealon (1b) to Wagner (ss) to Nealon	Courtney
9/23/1907	at CHI	Howard (1b) to Tinker (ss)	Dooiin
9/3/1908	vs BKN	Pastorius (p) to Alperman (2b) to Jordan (1b)	Dooiin
10/9/1911	vs BOS	Ingerton (ss) to Sweeney (2b) to Houser (1b)	Knabe
4/24/1914	at NYG	Doyle (2b) to Merkle (1b) to Fletcher (ss) to McLean (c)	Luderus
7/17/1919	vs STL	Lavan (ss) to Hornsby (3b)	Sicking
7/7/1920	at PIT	Cooper (p) to Caton (ss) to Grimm (1b)	Wheat
8/21/1920	at PIT	Cooper (p) to McKechnie (3b) to Whitted (1b)	LeBourveau
7/27/1921	at STL	Hornsby (ss) to Toporcer (2b) to Fournier (1b)	Rapp
9/3/1922	at NYG	Youngs (rf) to Bancroft (ss) to Groh (3b) to Kelly (1b)	Smith
10/6/1923	at BOS	Padgett (ss) unassisted	Holke
7/30/1924	vs STL	Bottomley (1b) to Cooney (ss) to Hornsby (2b)	Mokan
9/6/1924	vs NYG	Frisch (2b) to Terry (1b)	Schultz
5/18/1929	vs BKN	Hendrick (1b) to Bancroft (ss)	O'Doul
5/25/1929	at BKN	Bancroft (ss) to Hendrick (1b) to Moore (2b)	Peel
5/29/1934	at BOS	Frankhouse (p) to Jordan (1b) to Urbanski (ss)	Jeffries
8/4/1934	vs NYG	Critz (2b) to Terry (1b) to Jackson (ss)	Allen
9/16/1936	vs STL	Haines (p) to Mize (1b) to Durocher (ss)	Grace
7/12/1937	vs NYG	Ott (rf) to Mancusco (c) to Bartell (ss) to Chiozza (3b)	Arnovich
9/6/1942	vs BOS	Earley (p) to Miller (ss) to West (1b)	Murtaugh
8/23/1947	vs STL	Rice (c) to Marion (ss) to Musial (1b)	Gilbert
5/21/1950	vs STL	Garagiola (c) to Glaviano (3b) to Marion (ss) to Musial (1b)	Waitkus
8/30/1953	vs CIN	Bridges (2b) to McMillian (ss) to Kluzewski (1b)	Hamner
7/6/1960	at MIL	Cottier (2b) to Adcock (1b) to Crandall (c) to Mathews (3b)	Smith
7/15/1978	at ATL	Horner (3b) to Hubbard (2b) to Murphy (1b)	Cardenal
4/11/1981	at STL	Templeton (ss) to Porter (c) to Hernandez (1b) to Herr (2b) to Oberkfell (3b)	Matthews
9/3/2002	at MTL	Schneider (c) to Cabrera (ss) to Galarraga (1b) to Cabrera to Tatis (3b)	Anderson
8/19/2004	vs HOU	Ensberg (3b) to Kent (2b) to Lamb (1b)	Pratt

# OUTFIELD ASSISTS

## 14 OR MORE OUTFIELD ASSISTS (Since 1910)

1910	Bates ..... 24	1925	Harper ..... 16	1948	Ennis ..... 15
	Titus ..... 22	1926	Mokan ..... 16		Ashburn ..... 14
1911	Paskert ..... 20		Leach ..... 15	1949	Ennis ..... #16
	Magee ..... 14		Williams ..... 14	1951	Ashburn ..... 15
1912	Cravath ..... #26	1927	Leach ..... *26		Ennis ..... 14
	Paskert ..... 19		Williams ..... 22	1952	Ashburn ..... *23
1913	Cravath ..... 20	1928	Sothorn ..... *19	1953	Ashburn ..... *18
	Paskert ..... 19	1929	Klein ..... 18		Ennis ..... 14
1914	Cravath ..... #34		O'Doul ..... 14	1957	Ashburn ..... *18
	Paskert ..... 19	1930	Klein ..... †44	1959	H. Anderson ..... *17
	Becker ..... 17		Sothorn ..... 15	1960	Walters ..... 17
1915	Cravath ..... *28	1931	Arlett ..... 14	1962	Callison ..... *24
1916	Cravath ..... 17	1932	Klein ..... *29	1963	Callison ..... *26
	Paskert ..... 14		Davis ..... 15	1964	Callison ..... *19
1917	Paskert ..... 19	1933	Klein ..... *21	1965	Callison ..... *21
	Whitted ..... 19		Fullis ..... 15	1972	Montanez ..... #15
	Cravath ..... 17	1934	Allen ..... 19	1973	Unser ..... 14
1918	Cravath ..... 19		Moore ..... 18	1982	Matthews ..... 14
	Meusel ..... 14	1935	Allen ..... *26	1985	Wilson ..... *18
1919	Meusel ..... 14		Moore ..... 18	1986	Wilson ..... *20
1920	Williams ..... 22		Watkins ..... 18	1987	Wilson ..... *18
	LeBourveau ..... 16	1938	Arnovich ..... 18	1988	Bradley ..... 14
	Stengel ..... 16	1943	Northey ..... 19	1998	Abreu ..... 17
1921	Williams ..... *29	1944	Northey ..... #24		Glanville ..... 14
	Meusel ..... 18	1945	DiMaggio ..... 16	2001	Burrell ..... *18
1922	Walker ..... 24	1946	Wyrostek ..... 18		
	Williams ..... 19		Ennis ..... 16		
1923	Walker ..... 19	1947	Walker ..... 15		
	Mokan ..... 16				

\* League leader  
# Tied for league lead  
† ML record

## SEASON TOP 10

Klein, 1930 ..... 44	Leach, 1927 ..... 26
Cravath, 1914 ..... 34	Allen, 1935 ..... 26
Williams, 1921 ..... 29	Callison, 1963 ..... 26
Klein, 1932 ..... 29	4 with ..... 24
Cravath, 1915 ..... 28	Last: Callison, 1962
Cravath, 1912 ..... 26	

## 50 OR MORE, CAREER

Delahanty ..... 221	Ennis ..... 134	Meusel ..... 62
S. Thompson ..... 202	Paskert ..... 120	T. Gonzalez ..... 61
Titus ..... 181	B. Hamilton ..... 100	G. Wilson ..... 60
C. Williams ..... 173	Flick ..... 91	Leach ..... 55
R. Thomas ..... 172	Abreu ..... 89	Wyrostek ..... 55
Klein ..... 171	Burrell ..... 86	Victorino ..... 54
Cravath ..... 168	Manning ..... 84	Mokan ..... 52
Ashburn ..... 154	E. Andrews ..... 77	Whitted ..... 51
Fogarty ..... 154	Maddox ..... 77	Glanville ..... 51
Callison ..... 153	Luzinski ..... 67	J. Moore ..... 50
S. Magee ..... 136	Northey ..... 63	

## CLUB FIELDING RECORDS

Since 1900

KEY: (ML) Major League record; (MLT) Major League record tied; (NL) Nat'l League record; (NLT) Nat'l League record tied.

### ERRORS

**Most, game**—9, 8/5/1904 vs CIN

**Most, season**—403 in 1904 (155 games)

**Fewest, season**—74 in 2011 (162 games)

### ERRORLESS GAMES

**Season**—108 in 2009 (162 games)

**Consecutive, season**—12 in 2009

### DOUBLE PLAYS

**Most, game**—6, 3 times; last: 8/14/1962 at NYM

**Most, season**—179, in 1961 (155 games); in 1973 (162 games)

**Fewest, season**—112 in 1984 (162 games)

### CONSECUTIVE GAMES, 1 OR MORE DPS

**Season**—16 (29 DP) in 1961

### TRIPLE PLAYS

**Most, season**—3 in 1964 (MLT)

### PASSED BALLS

**Most, game**—Unknown

**Most, season**—27, in 1971 (162 games); in 1947 (155 games)

**Fewest, season**—3, in 1952, 1956 (154 games)

### PUTOUTS

**Most, season**—4,440 in 1980 (162 games)

**Fewest, season**—3,889 in 1907 (149 games) (ML)

### ASSISTS

**Most, game**—33, 4/30/1919 vs BKN (20 inn.)

**Most, season**—2,176 in 1921 (154 games)

**Fewest, season**—1,437 in 1957 (156 games) (NL)

### TOTAL CHANCES

**Most, game**—95, 4/30/1919 vs BKN (20 inn.)

**Most, season**—6,654 in 1913 (159 games)

**Fewest, season**—5,655 in 1955 (154 games) (NL)

### FIELDING PERCENTAGE

**Highest, season**—.988 in 2011 (162 games)

**Lowest, season**—.937 in 1904 (155 games) (NL)

## FIELDING RECORDS BY POSITION

### FIRST BASE

**Pct.** .999 by Frank McCormick, 1946

**Putouts** 1,597 by Fred Luderus, 1917

**Assists** 141 by Rico Brogna, 1998

**Double Plays** 142 by Eddie Waitkus, 1950

### SECOND BASE

**Pct.** .995 by Placido Polanco, 2004

**Putouts** 450 by Emil Verban, 1947

**Assists** 562 by Frank Parkinson, 1922

**Double Plays** 141 by Dave Cash, 1974

### THIRD BASE

**Pct.** .986 by Placido Polanco, 2010

**Putouts** 229 by Ernie Courtney, 1905

**Assists** 404 by Mike Schmidt, 1974 (NL)

**Double Plays** 40 by Mike Schmidt, 1974

### SHORTSTOP

**Pct.** .991 by Larry Bowa, 1979

**Putouts** 404 by Monte Cross, 1898

**Assists** 560 by Larry Bowa, 1971

**Double Plays** 113 by Tom Thevenow, 1930

### OUTFIELD

**Pct.** 1.000 by Danny Litwhiler, 1942;

Tony Gonzalez, 1962;

Don Demeter, 1963;

Johnny Callison, 1968;

Jim Eisenreich, 1995;

Doug Glanville, 2002;

Shane Victorino, 2006 & 2011

538 by Richie Ashburn, 1951

44 by Chuck Klein, 1930 (ML)

11 by Sam Thompson, 1896

### Putouts

### Assists

### Double Plays

### CATCHER

**Pct.** .997 by Mike Lieberthal, 1999;

Carlos Ruiz, 2007

1,098 by J.T. Realmuto, 2019

199 by Red Dooin, 1909

19 by Darren Daulton, 1993

### Putouts

### Assists

### Double Plays

### PITCHER

**Pct.** 1.000 by many (most total chances, no

errors: 108 by Eppa Rixey, 1917)

33 by Charlie Ferguson, 1886

122 by Charlie Buffinton, 1886

12 by Curt Davis, 1934

### Putouts

### Assists

### Double Plays

## CAREER GAMES BY POSITION

### FIRST BASE

	YEARS	GAMES
1. Ryan Howard	2004-16	1,477
2. Fred Luderus	1910-20	1,298
3. Sid Farrar	1883-89	816
4. Don Hurst	1928-34	815
5. Kitty Bransfield	1905-11	781

### SECOND BASE

	YEARS	GAMES
1. Chase Utley	2003-15	1,453
2. Tony Taylor	1960-71; 74-76	1,003
3. Otto Knabe	1907-13	931
4. Mickey Morandini	1990-97; 2000	926
5. Juan Samuel	1983-88	792

### THIRD BASE

	YEARS	GAMES
1. Mike Schmidt	1972-89	2,212
2. Willie Jones	1947-59	1,495
3. Pinky Whitney	1928-33; 36-39	1,078
4. Scott Rolen	1996-2002	842
5. Joe Mulvey	1883-89; 92	682

### SHORTSTOP

	YEARS	GAMES
1. Jimmy Rollins	2000-14	2,058
2. Larry Bowa	1970-81	1,730
3. Mickey Doolan	1905-13	1,297
4. Granny Hamner	1944-59	924
5. Heinie Sand	1923-28	772

### OUTFIELD

	YEARS	GAMES
1. Richie Ashburn	1948-59	1,785
2. Del Ennis	1946-56	1,601
3. Sherry Magee	1904-14	1,415
4. Johnny Callison	1960-69	1,379
5. Bobby Abreu	1998-2006	1,331
6. Cy Williams	1918-30	1,324
7. Chuck Klein	1928-33; 36-44	1,284
8. Garry Maddox	1975-86	1,281
9. Roy Thomas	1899-1908; 10-11	1,257
10. Greg Luzinski	1970-80	1,221

### CATCHER

	YEARS	GAMES
1. Mike Lieberthal	1994-2006	1,139
2. Red Dooyn	1902-14	1,124
3. Bob Boone	1972-81	1,095
4. Carlos Ruiz	2006-16	1,029
5. Darren Daulton	1983; 85-95	965

### STARTING PITCHER

	YEARS	GAMES
1. Steve Carlton (LH)	1972-86	499
2. Robin Roberts	1948-61	472
3. Chris Short (LH)	1959-72	301
4. Cole Hamels (LH)	2006-15	294
5. Grover Alexander	1911-17; 30	280

### RELIEF PITCHER

	YEARS	GAMES
1. Ryan Madson	2003-11	473
2. Tug McGraw (LH)	1975-84	460
3. Ron Reed	1976-83	449
4. Rheel Cormier (LH)	2001-06	363
5. Dick Farrell (LH)	1956-61; 67-69	357



RE/MAX

TOYOTA

# SCOUTING & PLAYER DEVELOPMENT



Bank Park  
HARRY



SHERWIN  
WILLIAMS

State Farm

## PRO SCOUTING STAFF



**Erick Dalton**  
Professional Coverage



**Todd Donovan**  
Professional Coverage



**Jeff Harris**  
Professional Coverage



**Jesse Levis**  
Professional Coverage



**Jon Mercurio**  
Professional Coverage

## AMATEUR SCOUTING STAFF



**Greg Schilz**  
Assistant Director,  
Scouting



**Darrell Conner**  
National Scouting  
Coordinator



**David Crowson**  
National Scouting  
Coordinator



**Alex Agostino**  
Mid-Atlantic/  
Northeast Regional  
Supervisor



**Shane Bowers**  
West Regional  
Supervisor



**Buddy Hernandez**  
Southeast Regional  
Supervisor



**Brad Holland**  
Southwest Regional  
Supervisor



**Brian Kohlscheen**  
Midwest Regional  
Supervisor

## AMATEUR SCOUTING STAFF



**Connor Betbeze**  
Performance Asst.,  
Amateur Scouting



**Chris Duffy**  
Southern and  
Central CA



**Tommy Field**  
OK, AR, Northern TX



**Zach Friedman**  
WA, OR, ID, MT, WY,  
AK, Western Canada



**Mike Garcia**  
Southern CA,  
Southern NV



**Ralph Garr Jr.**  
Southern TX



**Victor Gomez**  
Southern FL, PR



**Bryce Harman**  
Central and  
Northern FL



**Aaron Jersild**  
GA, SC



**Tim Kissner**  
IL, IN, MI, WI, MN



**Chris Knabenshue**  
AZ, CO, NM, UT



**Kellan McKeon**  
VA, NC



**Timi Moni**  
TN, KY, WV, OH



**Justin Morgenstern**  
Canada, ME, VT, NH, MA,  
CT, NY, Northern NJ



**Justin Munson**  
MO, KS, NE, IA,  
SD, ND



**Demerius Pittman**  
Southern CA, HI



**Mike Stauffer**  
MS, LA, AL,  
FL Panhandle



**Jason Waugh**  
Northern CA,  
Northern NV



**Jeff Zona Jr.**  
PA, Upstate NY, DE,  
MD, DC, Southern NJ

### INDEPENDENT CONTRACTOR SCOUTS

**Luis Castro** (PR)  
**Chris Colwell** (Chicago)  
**James Davis** (Southern CA)  
**Steve DiPuglia** (FL)  
**Tom Downey** (New York City)  
**Jim Fleming** (OK)

**Rowland George** (DE)  
**Rob Gould** (Southern CA)  
**Tom Holliday** (OK)  
**John Labonia** (IA)  
**Jason Larue** (TX)

**Wilmer Reid** (Philadelphia)  
**Manny Rodriguez** (TX)  
**Eduardo Rosario** (FL)  
**Alex Rosen** (NY)  
**Mark Wilson** (MN)

## INTERNATIONAL SCOUTING STAFF



**Derrick Chung**  
Coordinator,  
Int'l. Scouting



**Jesús Méndez**  
Coordinator,  
Int'l. Scouting



**Carlos Salas**  
Coordinator,  
Latin America



**Rafael Álvarez**  
Supervisor, Venezuela



**Oneri Fleita**  
Supervisor, Mexico



**Roberto Aquino**  
Int'l. Crosschecker,  
Dominican Republic



**Andrés Hiraldo**  
Int'l. Crosschecker,  
Dominican Republic



**Howard Norsetter**  
Int'l. Crosschecker,  
Pacific Rim



**Álvaro Blanco**  
Colombia



**Jesus Blanco**  
Venezuela



**Alex Choi**  
South Korea



**Juan Feliciano  
de Castro**  
Dominican Republic



**Elvis García**  
Venezuela



**Luis García**  
Dominican  
Republic



**Charlie Gastelum**  
Mexico



**Gene Grimaldi**  
Antilles



**José Guzman**  
Dominican  
Republic



**Jonatan  
Hernández**  
Venezuela



**Dargello  
Lodowica**  
Curaçao



**William Mota**  
Venezuela



**Rómulo Oliveros**  
Venezuela



**Bernardo Pérez**  
Dominican  
Republic



**Abdiel Ramos**  
Panama



**Philip Riccobono**  
Japan



**Franklin Rojas**  
Venezuela



**Claudio Scerrato**  
Italy



**Ebert Velásquez**  
Venezuela



**Youngster Wang**  
Taiwan

**INTERNATIONAL VIDEO SCOUTING ASSISTANTS:** **Gustavo Mogollon** (VZ) and **Jean Carlos Montalvo** (DR)



## MINOR LEAGUE STAFF



### **CHRIS TRUBY – Field Coordinator**

**Born:** Palm Springs, CA... **Resides:** Fishers, IN... Former third baseman. Was promoted to his current position prior to 2019. The 2020 season is his 12th year on the Phillies player development staff. Previously spent five years (2014-18) as the infield coordinator and five years as a manager for Clearwater (A, 2012-13), Lakewood (A, 2011) and Williamsport (A, 2009-10). Played four seasons in the major leagues with Houston (2000-01), Montreal (2002), Detroit (2002) and Tampa Bay (2003), hitting .231 with 23 home runs in 263 games. Retired following the 2007 season after brief stints with Altoona (AA) and Indianapolis (AAA) and joined Pittsburgh's player development staff for the 2008 season as a coach with Lynchburg (A). Was originally signed by Houston as a non-drafted free agent in 1992.

### **JASON OCHART – Hitting Coordinator**

**Born:** Glendale, CA... **Resides:** Seattle, WA... Former third baseman. Joined the Phillies player development staff in 2019 as hitting coordinator. Was co-owner/director of hitting for Driveline Baseball, a data-driven baseball performance center. Played collegiately at Vanguard University of Southern California before becoming an assistant baseball coach at Menlo College (CA), where he served as the hitting instructor for four seasons (2013-16). Graduated from Vanguard University with a bachelor's degree in kinesiology and served as a bio mechanical analyst at USC.



### **ROB SEGEDIN – Assistant Hitting Coordinator**

**Born:** Teaneck, NJ... **Resides:** Plantation, FL... Former infielder/outfielder. Is in his second year with the Phillies and first in this position. Was a player information assistant during the 2019 season. Was a third-round selection by the New York Yankees in the June 2010 draft out of Tulane University (LA). Played nine years of professional baseball, including 53 games in the big leagues with the Dodgers over the 2016-17 seasons. Prior to making his major league debut in August 2016, hit .319 with 23 doubles, 21 home runs and 69 RBI in 103 games for Oklahoma City (AAA). Earned his bachelor's degree in finance and management from Tulane and his master's degree in analytics from Indiana University.

### **RAFAEL CHAVES – Director, Pitching Development**

**Born:** Isabela, PR... **Resides:** Winter Garden, FL... Former pitcher. Joined the Phillies organization prior to the 2015 season as pitching coordinator and held that title until last year. Worked six years with the Los Angeles Dodgers as special assistant, player personnel (2014) and minor league pitching coordinator (2009-13). In 2008, was the triple-A pitching coach for the New York Yankees at Scranton/Wilkes-Barre, overseeing a staff that led the International League with a 3.67 ERA and won the IL championship. Prior to that, spent 10 years in the Seattle Mariners organization as a pitching coach at every level, including two years (2006-07) with the major league club. Worked his way up the minor league chain in Seattle, making stops at the Arizona League Mariners (R, 1998), Everett (R, 1999), Wisconsin (A, 2000), San Bernardino (A, 2001), San Antonio (AA, 2002-03) and Tacoma (AAA, 2004-05). Pitched in the minor leagues for 12 years (1986-97), going 35-41 with a 3.51 ERA in 487 games (5 starts) with four organizations: San Diego Padres (1986-92), Baltimore Orioles (1993), Florida Marlins (1994) and Pittsburgh Pirates (1995-97).



### **TRAVIS HERGERT – Assistant Pitching Coordinator**

**Born:** Cedar Rapids, IA... **Resides:** Mason City, IA... Former pitcher. Joined the Phillies organization for the 2020 season. Spent the previous 21 years (1999-2019) coaching at the high school and college levels. For the last 15 years, worked on the coaching staff of North Iowa Area Community College, the last seven (2013-19) as the head coach after serving eight years as the pitching coach/recruiting coordinator. Also worked as an assistant coach at Mount Mercy College (2004), Washington High School (2000-02) and Clear Creek Amana High School (1999), all located in the state of Iowa. Concurrently, he pitched two years for Kirkwood Community College (1999-2000) and two at Mount Mercy (2001-02).

### **MARTY MALLOY – Infield Coordinator**

**Born:** Gainesville, FL... **Resides:** Trenton, FL... Former infielder. Named to his current position for the 2020 season after serving as a minor league manager the past three years for Clearwater (A, 2019) and Lakewood (A, 2017-18). Spent the previous four years (2013-16) with the Houston Astros, including three years as the manager for their Gulf Coast League (R) team, one year as the GCL hitting coach and one year as the Florida Instructional League coordinator. Also coached at the amateur level as head coach (two years) and volunteer assistant (six years) for Trenton High School and six years as an infield instructor at Gatorball Baseball Academy in Gainesville, Fla. Played 12 years (1992-2003), including his first eight in the Atlanta Braves minor league system.



## MINOR LEAGUE STAFF



### ANDY ABAD – Outfield Coordinator

**Born:** Palm Beach, FL... **Resides:** Jupiter, FL... Former outfielder/first baseman. Was added to the Phillies player development staff in 2012 as outfield coordinator after spending the previous three years (2009-11) as a coach in the Arizona Diamondbacks minor league system. Coached for Yakima (A) in 2009 and 2010 and Visalia (A) in 2011. Former 16th-round selection by the Boston Red Sox who appeared in a combined 15 major league games between the Oakland A's (2001), Red Sox (2003) and Cincinnati Reds (2006). Played in Japan during the 2000 season. Finished his minor league career with a .290 batting average and 157 home runs in 1,480 games.

### ERNIE WHITT – Catching Coordinator

**Born:** Detroit, MI... **Resides:** Mt. Clemens, MI... Former catcher. Joined the Phillies in 2009 after spending the previous five years on Toronto's major league staff as bench (2004-07) and first base coach (2008). Spent his first season with Philadelphia as the manager for Clearwater (A) before becoming the minor league catching coordinator. Served as the manager for Team Canada in the 2006, 2009, 2013 and 2017 World Baseball Classics. Started his coaching career in 1997 as Toronto's roving minor league catching instructor, a role he held through the 2002 season. Briefly managed Dunedin (A) and Syracuse (AAA) during the 1997 season. In 1999, managed Team Canada in the Pan-American Games in Winnipeg, guiding the club to a bronze medal. Also led the Canadian squad at the Olympic qualification tournament in Panama in the fall of 2003, clinching a berth at the 2004 Summer Olympics. Managed the 2004 Canadian Olympic Team in Athens to a 4th-place finish. Spent 15 seasons in the major leagues with Boston (1976), Toronto (1977-78, 1980-89), Atlanta (1990) and Baltimore (1991). Was a career .249 hitter with 134 home runs and 534 RBI in 1,328 games. Was inducted into the Canadian Baseball Hall of Fame in 2009 and received the John Vukovich Award in 2019.



### KIMERA BARTEE – Baserunning & Bunting Coordinator

**Born:** Omaha, NE... **Resides:** Glendale, AZ... Former outfielder. Joins the Phillies organization in 2020 following 12 years with the Pittsburgh Pirates organization, including the last three as the major league first base coach. Spent nine years (2008-16) as Pittsburgh's minor league outfield/baserunning coordinator, during which he doubled up in 2011 as the manager for State College (A). Prior to his time with Pittsburgh, worked three years (2005-07) as a minor league coach for the Baltimore Orioles at Delmarva (A). Was originally selected by the Orioles in the 14th round of the June 1993 draft and played six years in the major leagues for the Detroit Tigers (1996-99), Cincinnati Reds (2000) and Colorado Rockies (2001). In 1997, *Baseball America* named him the International League's fastest base runner and best defensive outfielder. In 12 professional baseball seasons, he had 307 stolen bases.



### MANNY AMADOR – Coordinator, Dominican Academy

**Born:** San Juan, DR... **Resides:** Santo Domingo, DR... Former infielder. Has spent his entire professional career with the Phillies organization. Was originally signed by the club as an amateur free agent in 1993. Played for six different minor league teams in the Phillies system over six years (1993-98). Spent 1998-99 offseason coaching in winter ball. Joined the Phillies player development staff in 1999 as a coach for the Dominican Summer League Phillies (R) until 2001. Was moved to Reading (AA) as a coach following John Kruk's departure in 2001. Was Clearwater's (A) coach from 2002-04 and managed Batavia (A) in 2005 before spending 11 years managing the DSL Phillies. Was named to his current position prior to the 2017 season. In 2013, was the recipient of the John Vukovich Award.



### CARLOS ARROYO – Roving Pitching Coach

**Born:** Vega Alta, PR... **Resides:** Bayamon, PR... Former pitcher. Has been part of the Phillies organization for 46 years, beginning in 1975 as a minor league pitcher. After seven years pitching in the Phillies system (and one – 1982 – on loan to the Mexican League), made the transition to a coach in 1983 and has been a part of the organization's player development staff ever since, making him the longest-tenured member. Had served as a pitching coach at Bend (A), Sarasota (A), Spartanburg (A), Clearwater (A), Batavia (A), Martinsville (R), Reading (AA) and Piedmont (A) before spending eight years (2002-09) on the Gulf Coast League (R) staff. In addition to his various coaching duties, Arroyo has assisted in coordinating the pitching at the Phillies' academies in the Dominican Republic and Venezuela and had brief stints with the major league club as a personal coach and mentor for Vicente Padilla during the 2001 and 2002 seasons. In 2006, he served as a pitching coach for Puerto Rico in the World Baseball Classic. Was the recipient of the 2012 John Vukovich Award. In recent years has served as a rehab pitching coach and the pitching coordinator (2014) in addition to his current role.





## RAY BURRIS – Rehab Pitching Coach

**Born:** Idabel, OK... **Resides:** Ft. Worth, TX... Former pitcher. Moved into his current role prior to the 2016 season after spending three years (2013-15) as Lehigh Valley's (AAA) pitching coach. Worked seven years in the Detroit Tigers organization as the pitching coach for Erie (AA, 2008-12), West Michigan (A, 2007) and Oneonta (A, 2006). Before his time with the Tigers, spent two years (2000-01) as a minor league roving pitching instructor for the St. Louis Cardinals. In his four years (1992-95) with the Texas Rangers, served in multiple capacities, both on the field as assistant pitching coach and off the field as special assistant for community development and special projects and as assistant to the vice president of community development. Also worked for the Milwaukee Brewers as the major league bullpen coach (1990-91) and minor league pitching coach (1988-89), as well as roving instructor, special assistant to the GM, advance scout and community development employee. Pitched 15 years in the major leagues for the Chicago Cubs (1973-79), New York Yankees (1979), New York Mets (1979-80), Montreal Expos (1981-83), Oakland A's (1984), Brewers (1985, 1987) and Cardinals (1986), going 108-134 with 47 complete games and a 4.17 ERA in 480 games. Was the pitching coach for Scottsdale in the Arizona Fall League in 2014.

## BEN WERTHAN – Minor League Player Information Coordinator

**Born:** Washington, DC... **Resides:** Philadelphia, PA... Joined the Phillies prior to the 2018 season. Spent seven years (2011-17) with the Baltimore Orioles, serving for the last six as the advance scouting coordinator. Reported directly to former Orioles manager Buck Showalter and led the team's advance scouting process. Also contributed on professional player procurement matters and assisted with the team's replay challenge operation. In addition to his duties with the Orioles, served as Team Israel's lead advance scout and in-dugout strategy consultant throughout the 2017 World Baseball Classic. In his current role, travels between each minor league affiliate and works closely with Phillies players, coaches, front office staff and the research and development department. Integrates the use of information in all areas of on-field performance and preparation and makes recommendations regarding the most effective areas of future research and analysis. A 2008 graduate of Dickinson College (PA) with a bachelor's degree in psychology. Previously worked as an intern in the baseball operations departments of the Cincinnati Reds (2008) and Tampa Bay Rays (2009-10).



## LEHIGH VALLEY IRONPIGS STAFF



**Gary Jones**



**Darryl Robinson**



**Aaron Fultz**



**Greg Legg**



**Mickey Kozack**



**Mike Lidge**

### **GARY JONES – Manager**

**Born:** Henderson, TX... **Resides:** Henderson... Former second baseman. Joined the Phillies player development staff prior to the 2018 season and led Lehigh Valley (AAA) to the playoffs that year while being named International League Manager of the Year. Spent the previous four years as the third base coach and infield instructor for the Chicago Cubs (2014-17). Has managed or coached at the professional level for 30 years and won five minor league manager of the year awards. Prior to joining the Cubs, spent 11 years with the San Diego Padres, including the final seven seasons (2007-13) as the roving minor league infield coordinator, following four years as a manager, which included managing Mobile (AA) to a share of the Southern League title in 2004. With the Padres, was a three-time winner (2003-04, 2010) of the Jack Krol Award, given annually to acknowledge excellence in player development in the Padres system. Managed Ft. Wayne (A) in 2003. Worked four years in the Boston Red Sox minor league system as field coordinator (2002) and manager for Pawtucket (1999-2001), where he led the team to a then-franchise record of 82 wins in 2000. Was first base coach for the Oakland A's in 1998 following eight seasons (1990-97) as a minor league manager in the organization that saw him named manager of the year four times: with Madison (A) in 1991, Huntsville (AA) in 1994 and Edmonton (AAA) in both 1996 and 1997, when he led the team to consecutive Pacific Coast League titles. In 17 seasons as a minor league skipper, has amassed a 1,189-1,102 (.519) record, leading four clubs to league titles. Was originally signed by the Cubs as a non-drafted free agent in 1982 and appeared in 899 minor league games, hitting .283 with 23 home runs, 291 RBI, 783 walks and 225 stolen bases.

### **DARRYL ROBINSON – Hitting Coach**

**Born:** Chicago, IL... **Resides:** Woodbury, MN... Former infielder. Joined the Phillies for the 2019 season after 10 years with Houston as a minor league coach with Fresno (AAA, 2017-18) and Lancaster (A, 2009-16). During his time with Lancaster, the club won two California League championships (2012 & 2014) while he oversaw the development of future major leaguers Jose Altuve, Alex Bregman, Carlos Correa and George Springer. In 2013, was named the California League Coach of the Year after Lancaster led the minor leagues in runs (976), walks (669), OBP (.384) and OPS (.853). A second-round selection by Kansas City in the June 1986 draft, he played seven years (1986-92) in the Royals minor league system and five years (1993; 1995-98) in the independent leagues.

### **AARON FULTZ – Pitching Coach**

**Born:** Memphis, TN... **Resides:** Fayette, AL... Former pitcher. Pitched in the major leagues for the San Francisco Giants (2000-02), Texas Rangers (2003), Minnesota Twins (2004), Phillies (2005-06) and Cleveland Indians (2007). Was a member of the 2002 National League champions and pitched in eight total playoff games between the Giants and Indians. Went 7-1 with a 3.38 ERA in 128 games over his two seasons in Philadelphia. Appeared in six combined minor league games in 2008 between Tulsa (AA) and Toledo (AAA). As a member of the Phillies player development staff, has also coached for Williamsport (A, 2012 & 2014), Lakewood (A, 2013 & 2015), Clearwater (A, 2016-18) and Reading (AA, 2019) before joining Lehigh Valley for the 2020 season.

### **GREG LEGG – Coach**

**Born:** San Jose, CA... **Resides:** Peckville, PA... Former infielder. The 2020 season marks his 39th year with the Phillies organization after being drafted by the club in 1982 and his 27th year on the player development staff. Made it to the majors in 1986 and 1987, appearing in three games. Began his coaching career with Clearwater (A) in 1994 and was activated to fill in for injured Kevin Jordan (broken leg) at Scranton/Wilkes-Barre (AAA). Coached in Clearwater in 1995 and Scranton in 1996 before moving to the managerial ranks for the next 11 years with Batavia (A, 1997 & 1999), Martinsville (R, 1998), Piedmont (A, 2000), Lakewood (A, 2001), Reading (AA, 2002-04), Clearwater (2005-06) and Williamsport (A, 2007). Served as a coach for Lakewood for six years (2008-13) and manager for Clearwater for five years (2014-18) before joining Lehigh Valley (AAA) for the first time in 2019 as a coach. Selected as manager of South Atlantic League midseason All-Star team in 2000 and won Florida State League Manager of the Year honors in 2015 after leading Clearwater to the best record in the FSL. In 2011, was honored with the John Vukovich Award.

### **MICKEY KOZACK – Athletic Trainer**

**Born:** Oakland, CA... **Resides:** Jacksonville, FL... 2020 is his 14th season as a full-time staff athletic trainer and second with Lehigh Valley (AAA) after spending two years with Reading (AA, 2017-18), three with Clearwater (A, 2014-16) and six with Lakewood (A, 2008-13). Spent 2007 with Williamsport (A) and served as an intern in 2006 with Scranton/Wilkes-Barre (AAA). Earned his bachelor's degree in sports medicine/athletic training and a master's degree in public health from the University of North Florida, where he also served as a graduate assistant athletic trainer for the men's soccer and baseball teams. In the offseason, works at a physical therapy clinic in Jacksonville and has also worked spring football mini-camp with the Jacksonville Jaguars. In addition to being a certified athletic trainer (ATC), is also a certified health education specialist (CHES).

### **MIKE LIDGE – Strength & Conditioning Coach**

**Born:** Arlington Heights, IL... **Resides:** Clearwater, FL... Joined the Phillies in 2017 as the strength and conditioning coach for Clearwater (A) before being moved to Reading (AA) for 2018 and Lehigh Valley (AAA) last year. Previously held the same position for four years (2013-16) with the San Francisco Giants organization for Richmond (AA), San Jose (A) and the Arizona League Giants (R). Spent 2011 as an assistant varsity baseball coach for Barrington High School (IL). Has a master's degree in exercise science and a bachelor's degree in kinesiology from Northeastern Illinois University. Is the cousin of former Phillies All-Star relief pitcher Brad Lidge and his younger brother Ryan was selected in the 20th round of the June 2017 draft by the New York Yankees.

## READING FIGHTINS STAFF



**Shawn Williams**



**Tyler Henson**



**Brad Bergesen**



**Nelson Prada**



**Kris Terrian**



**Kenny Matanane**

### SHAWN WILLIAMS – Manager

**Born:** Salt Lake City, UT... **Resides:** Palm Harbor, FL... Former infielder. Made his double-A managing debut with Reading last year after filling the same role for Clearwater (A, 2017-18) and Lakewood (A, 2015-16). Joined the Phillies player development staff in 2014 as manager for Williamsport (A). Also spent April 2014 as a fill-in bullpen catcher for the Phillies. Served as a player/coach for Williamsport in 2013. Played four seasons (2007-10) in Tampa Bay's minor league system while also playing independently in the American Association (2006), Can Am League (2010-11) and Atlantic League (2010 & 2012). His father, Jimmy Williams, managed the Houston Astros and Boston Red Sox, and was the Phillies bench coach for two years (2007-08).

### TYLER HENSON – Hitting Coach

**Born:** Oklahoma City, OK... **Resides:** Frederick, MD... Former infielder. Is in his first season as a coach for Reading (AA) after spending last year with Clearwater (A), one season with Lakewood (A, 2018) and one with Williamsport (A, 2017). Worked the 2016 season as a player/coach for Clearwater. Originally selected by the Baltimore Orioles in the fifth round of the June 2006 draft. Played 10 seasons (2006-15) in the minor leagues, including the final four in the Phillies organization with Reading and Lehigh Valley (AAA). Finished his career with a .263 batting average, 235 doubles, 67 home runs and 137 stolen bases in 1,058 games.

### BRAD BERGESEN – Pitching Coach

**Born:** Concord, CA... **Resides:** Auburn, AL... Former pitcher. Moved to Reading (AA) for the 2020 season after coaching with Clearwater (A) last year and Lakewood (A) in 2018, his first season as a coach at the professional level. Pitched in the major leagues for four years for the Baltimore Orioles (2009-11) and Arizona Diamondbacks (2012), going 19-25 with four complete games and a 4.61 ERA in 102 games (59 starts). In 2013, made 14 appearances for the Chunichi Dragons of the Central League in Japan. More recently, pitched in the independent Atlantic League for the York Revolution (2015) and Lancaster Barnstormers (2017). Was originally selected by the Orioles in the fourth round of the June 2004 draft.

### NELSON PRADA – Coach

**Born:** Maracay, VZ... **Resides:** Barquisimeto, VZ... Former catcher. The 2020 season is his eighth season on the Phillies player development staff and first with Reading (AA). Prior to the Phillies, had spent his entire professional career – playing and managing – with the Minnesota Twins. Was originally signed by Minnesota as an amateur free agent in 1995 and played four years (1995-98) before being released during spring training in 1999. Immediately began his coaching career following his release. Was Minnesota's Venezuelan Academy coordinator for three years (2001-03) and also managed the VSL team in 2001 and 2003. Spent 2004 as a coach with the Gulf Coast League Twins (R) before becoming the team's manager, a role he held for the next three years (2005-07). Managed Beloit (A) for five years (2008-12) before joining the Phillies as manager for Williamsport (A) in 2013 and Clearwater (A) in 2014. Coached for Lakewood (A) for three years (2015-17) before rejoining the managerial ranks in 2018 with the GCL Phillies West (R) team. Has had winning records in seven of his 10 seasons as a minor league manager.

### KRIS TERRIAN – Athletic Trainer

**Born:** Pensacola, FL... **Resides:** Orlando, FL... Joined the Phillies in 2017 as athletic trainer for Williamsport (A) before moving to Lakewood (A) for two seasons (2018-19) and Reading (AA) this year. Was Boston's minor league assistant athletic trainer in 2016 after spending six years (2010-15) as an athletic trainer with the United States Ski and Snowboard Association. Attained his bachelor's degree in athletic training from the University of South Florida in 2010 and his master's degree in health science from the University of St. Augustine (FL) in 2018. Is also a certified strength and conditioning specialist.

### KENNY MATANANE – Strength & Conditioning Coach

**Born:** San Diego, CA... **Resides:** Bremerton, WA... Joined the Phillies prior to the 2015 season. Spent his first year with Lakewood (A), two with Reading (AA, 2016-17) and one with Clearwater (A, 2018) before being named to the Reading (AA) staff in 2019. Prior to joining the Phillies organization, worked three years (2012-14) as the assistant strength and conditioning coach for Washington State University, where he also worked in 2007. Spent the 2011 season in Pittsburgh's player development system with West Virginia (A) of the South Atlantic League. Worked three years (2008-10) with the NFL's Seattle Seahawks as the assistant strength and conditioning coach. Interned with the University of Washington in 2005 and was a graduate assistant at Central Washington University (2004-07), where he earned his master's degree in exercise science.

## CLEARWATER THRESHERS STAFF



**Pat Borders**



**Chris Heintz**



**Héctor Mercado**



**Mycal Jones**



**Steve Torregrossa**



**José Salas**

### **PAT BORDERS – Manager**

**Born:** Columbus, OH... **Resides:** Lake Wales, FL... Former catcher. Is in his first season as manager for Clearwater (A) after spending his first five years (2015-19) as a minor league manager with Williamsport (A). Led Williamsport to the postseason in 2015, his first year as a professional manager or coach. Played 17 years in the major leagues for nine teams: Toronto (1988-94; 1999), Kansas City (1995), Houston (1995), St. Louis (1996), California (1996), Chicago White Sox (1996), Cleveland (1997-99), Seattle (2001-05) and Minnesota (2004). Finished his career with a .253 batting average and 69 home runs. Defensively, threw out 31.4% of runners attempting to steal over his career and led all American League catchers in assists three straight years (1992-94). Was a member of the 1992 and 1993 World Series champion Blue Jays and was named MVP of the 1992 World Series. Overall, played in five postseasons. Also played for Team USA in the 2000 Summer Olympics in Sydney, Australia.

### **CHRIS HEINTZ – Hitting Coach**

**Born:** Syosset, NY... **Resides:** Tampa, FL... Former catcher. Joined the Phillies player development staff before the 2018 season as a Gulf Coast League (R) coach before being promoted to Clearwater (A) for this year. Was previously an assistant coach for the University of South Florida for five years (2010-14). Prior to his time with USF, spent two years in the Minnesota Twins minor league system as manager for the Gulf Coast League (R) team and coach for Beloit (A). Appeared in 34 major league games for the Twins over three seasons (2005-07) after being selected by the Chicago White Sox in the 19th round of the June 1996 draft. In 2013, was inducted into the USF Hall of Fame.

### **HÉCTOR MERCADO – Pitching Coach**

**Born:** Catano, PR... **Resides:** Kissimmee, FL... Former pitcher. 2020 is his fifth year as a coach in the Phillies player development system and first at Clearwater (A) after four seasons with the Gulf Coast League (R) clubs. Previously spent six seasons (2010-15) as a minor league pitching coach for the Houston Astros. Coached for the Gulf Coast League Astros (R) for five years (2010-11; 2013-15) and one season (2012) for Greenville (R). Pitched parts of four seasons in the major leagues for the Cincinnati Reds (2000-01) and Phillies (2002-03), going 5-4 with a 4.55 ERA in 112 games (3 starts). Was originally selected by Houston in the 13th round of the June 1992 draft and pitched professionally for 17 years in the United States, Italy, Puerto Rico, Venezuela, Taiwan, Mexico and Japan.

### **MYCAL JONES – Coach**

**Born:** Jacksonville, FL... **Resides:** Kissimmee, FL... Former infielder/outfielder. Joins the Phillies for the 2020 season after previously working in Houston's system as a coach for Corpus Christi (AA) in 2018. Was originally a fourth-round selection of the Atlanta Braves in the June 2009 draft, playing seven minor league seasons with that organization. Played for the Somerset Patriots of the independent Atlantic League in 2016. Following his playing career, opened the Mycal Jones Baseball Academy in Naples, Fla., in September 2016. He began coaching youth baseball in 2013 at Big Diamond Athletics (2013-15) and the Florida Athletic Development Center (2016-17). Earned his associate's degree in communication, public relations, from Miami-Dade College (FL) in 2009.

### **STEVE TORREGROSSA – Athletic Trainer**

**Born:** Fair Lawn, NJ... **Resides:** Fair Lawn... The 2020 season is his third as a full-time member of the Phillies player development staff and his first with Clearwater (A) after spending the last two seasons (2018-19) with Williamsport (A). Also interned for two seasons (2016-17). Attained his bachelor's degree in science, athletic training from East Stroudsburg University (PA) and is currently working toward his master's degree from the California University of Pennsylvania. Was the recipient of the 2017 Dr. Clarence Livingood Scholarship Award from the Professional Baseball Athletic Trainers Society.

### **JOSÉ SALAS – Strength & Conditioning Coach**

**Born:** Maracay, VZ... **Resides:** LaPorte, IN... Joined the Phillies player development staff in May 2016 and spent his first three years with the Gulf Coast League team (R, 2016-18) before joining Clearwater for 2019. Had formerly interned as an athletic trainer with the Atlanta Braves' Gulf Coast League (R) team in 2014. Also spent three years (2014-16) with LaPorte High School in Indiana. Earned his bachelor's degree at Culver-Stockton College (MO) and his master's in kinesiology from Tarleton State University (TX).

## LAKWOOD BLUECLAWS STAFF



**Chris Adamson**



**Christian Marrero**



**Matt Hockenberry**



**Geoff Jimenez**



**Andrew Dodgson**



**Bruce Peditto**

### **CHRIS ADAMSON – Manager**

**Born:** Sydney, Australia... **Resides:** Adelaide, South Australia... Former catcher. Hired by the Phillies for the 2020 season after spending the last seven years with the Adelaide Bite of the Australian Baseball League as the manager (2017-19) and bench coach (2013-16). Serves as an assistant coach (2018-present) for the Australian National Team and runs the performance department for Baseball South Australia. Graduated from Angelo State University (TX) with a bachelor's degree in sport science while earning NCAA All-American honors twice (2009-2010).

### **CHRISTIAN MARRERO – Hitting Coach**

**Born:** Miami, FL... **Resides:** Hialeah Gardens, FL... Former outfielder. Joined the Phillies player development staff in 2018 as a coach for Williamsport (A) before being promoted to Lakewood in 2019. Played in 14 minor league games for the Phillies in 2017. Overall, played parts of 12 minor league seasons for the Chicago White Sox (2006-11; 14-15), Atlanta Braves (2012-13), Pittsburgh Pirates (2012) and Phillies (2016-17). Also played part of the 2017 season in Mexico for Quintana Roo. A three-time minor league All-Star, he finished his playing career with a .277 batting average, 231 doubles, 107 home runs, 567 walks and a .371 on-base percentage. Was originally selected by the White Sox in the 22nd round of the June 2005 draft out of Broward College (FL).

### **MATT HOCKENBERRY – Pitching Coach**

**Born:** Dillsburg, PA... **Resides:** Philadelphia, PA... Former pitcher. Is in his third season as a coach at the professional level – and second with Lakewood (A) – after a four-year playing career. Spent last season with the Gulf Coast League Phillies West (R). Was selected by the Phillies in the ninth round of the June 2014 draft out of Temple University (PA) and went 12-5 with 28 saves and a 3.38 ERA in 131 professional games, all in relief. Pitched as high as the double-A level.

### **GEOFF JIMENEZ – Coach**

**Born:** North Miami Beach, FL... **Resides:** Town and Country, MO... Joins the Phillies player development staff for the 2020 season after working as the recruiting coordinator/assistant coach at Maryville University (MO) in 2019. Spent the 2017 and 2018 seasons as a graduate assistant coach at Missouri State University, where he received his master's degree in sports administration. Prior to his coaching experience, attended Florida Atlantic University, where he was a part of back-to-back Sun Belt Conference championship teams in 2012 and 2013. His collegiate career concluded at Nova Southeastern University (FL), where he led the Sunshine State Conference in stolen bases while earning his bachelor's degree in exercise science.

### **ANDREW DODGSON – Athletic Trainer**

**Born:** Chattanooga, TN... **Resides:** Lakeland, FL... Spent his first two years (2018-19) on the Phillies player development staff as a trainer for the Gulf Coast League Phillies West (R) before moving to Lakewood for the 2020 season. Has degrees in athletic training from the University of South Florida and in sports management from the University of Southern Mississippi.

### **BRUCE PEDITTO – Strength & Conditioning Coach**

**Born:** Voorhees, NJ... **Resides:** Mt. Laurel, NJ... Joined the Phillies player development staff prior to the 2018 season. Earned his bachelor's degree in sport and exercise science from DeSales University (PA).

## WILLIAMSPORT CROSSCUTTERS STAFF



**Milver Reyes**



**Joel McKeithan**



**Héctor Berrios**



**Jonathan Prieto**



**Raúl Perez**



**Holly Hansing**

### **MILVER REYES – Manager**

**Born:** San Felipe, VZ... **Resides:** Waukegan, IL... Former catcher. The 2020 season will be his first as Williamsport's (A) manager after serving as manager for the Gulf Coast League Phillies West (R) in 2019 and a coach for Lakewood (A) in 2018. Prior to the Phillies, worked six seasons (2010-15) as a coach in the Pittsburgh Pirates minor league system before spending two years (2016-17) as an independently employed baseball coach. Managed the Gulf Coast League Pirates (R) for three years (2013-15) after working two years as a player/coach with the team. Was also the coordinator for extended spring training. Played 12 years (1999-2010) in the Pirates minor league system, from rookie ball to triple-A.

### **JOEL MCKEITHAN – Hitting Coach**

**Born:** Arden, NC... **Resides:** Asheville, NC... Former infielder. Joined the Phillies player development staff for the 2019 season as a coach for Williamsport (A), his first as a professional coach. Was originally selected by Colorado in the June 2010 draft, but chose to attend Vanderbilt University (TN). Played collegiately at Vanderbilt (2010-2013) and North Carolina State (2015) before continuing his playing career in the independent Frontier League with the Gateway Grizzlies (2017) and Lake Erie Crushers (2018). Graduated from Vanderbilt with a bachelor's degree in business and joined Driveline Baseball as a hitting instructor in 2016.

### **HÉCTOR BERRIOS – Pitching Coach**

**Born:** Santurce, PR... **Resides:** Weston, FL... 2020 is his fifth season with the Phillies at Williamsport (A). Previously worked as a minor league pitching coach for the Los Angeles Dodgers (2011-14), New York Mets (2003-10), Toronto Blue Jays (1998-2002) and Detroit Tigers (1997). Spent eight years pitching in the minor league systems of the Kansas City Royals (1984-85), Tigers (1987-90), California Angels (1991), Dodgers (1992) and Chicago Cubs (1992).

### **JONATHAN PRIETO – Coach**

**Born:** Caracas, VZ... **Resides:** Bradenton, FL... Former infielder. Joins the Phillies for the 2020 season after 22 years with the Pirates organization, who signed him as an amateur free agent in 1996. Worked the past six seasons as a hitting coach with Bristol (R, 2019), West Virginia (A, 2015-2018) and Jamestown (A, 2014). Served as the hitting/infield coach for the Dominican Summer League Pirates (R) for three years (2012-14). From 2005-11, was the assistant operations coordinator and hitting coach with the Venezuelan Summer League Pirates (R). Was an international scout with the Pirates in Venezuela for two years (2003-04).

### **RAÚL PEREZ – Athletic Trainer**

**Born:** Guadalajara, MX... **Resides:** Pittsburgh, PA... The 2020 season is his first as a full-time member of the Phillies player development staff after interning with the Gulf Coast League Phillies (R) last year. Earned his master's degree in rehabilitation science from the University of Pittsburgh.

### **HOLLY HANSING – Strength & Conditioning Coach**

**Born:** Twin Falls, ID... **Resides:** Filer, ID... Joined the Phillies player development staff for the 2019 season with the Gulf Coast Phillies East (R) before joining Williamsport (A) for 2020. Spent 2018 as a baseball strength coach for the College of Southern Idaho. Was also a graduate assistant strength and conditioning coach for Austin Peay State University (TN). Attained her bachelor's degree in kinesiology and exercise science from Colorado State University and her master's degree in health and human performance from Austin Peay State University.



## GCL PHILLIES EAST STAFF



**Roly deArmas**



**Rafael DeLima**



**Pat Robles**



**Mac Seibert**



**Adan Ordoñez**



**Meaghan  
Flaherty**



**Orlando  
Crance**

### **ROLY deARMAS – Manager**

**Born:** New York, NY... **Resides:** Palm Harbor, FL... Former catcher. Played five years of pro ball in the Phillies organization from 1973-77. Was player-coach at Peninsula (A) in 1977; coached at Peninsula, 1978; managed Helena (A) from 1979-82, Spartanburg (A) in 1983 and 1985-86, Sarasota (A) in 1984, Clearwater (A) in 1987 and 1993 and Martinsville (R) in 1988-92. Was the bullpen catcher for the Chicago White Sox before being named bullpen coach on June 2, 1995, a position he held through the 1996 season. Managed the Gulf Coast League White Sox (R) in 1997. Managed South Bend (A) in the Arizona system in 1998. Remained in Arizona's farm system in 1999 as catching coordinator and Tucson (R) manager. Returned to the major leagues in 2000 as bullpen coach for Jim Fregosi's Toronto Blue Jays. Since returning to the Phillies organization in 2000, has managed the Gulf Coast League Phillies (R, 2001-02, 2004, 2007-present) and Clearwater (second half of 2002 and 2003) and spent two seasons (2005-06) as the catching coordinator. Also served as the bullpen coach for Team USA in the World Cup from 2007-09 and spent several months with the Phillies in 2008 as the interim bullpen coach. In 2010, led the GCL Phillies to the GCL championship. Was the recipient of the John Vukovich Award in 2009. Was the bullpen catcher for Team USA in the 2013 World Baseball Classic.

### **RAFAEL DeLIMA – Hitting Coach**

**Born:** Valencia, VZ... **Resides:** Valencia... Former outfielder. Originally signed by the Minnesota Twins as an amateur free agent in 1985, and played in the organization's minor league system through 1992. Played seven years in the Mexican League. 2020 is his 21st season on the Phillies player development staff and eighth with the Gulf Coast League (R) team after spending 2012 in Williamsport (A) and the previous 12 years (2000-11) as coordinator for the club's Venezuelan Summer League (R) team. Was the 2018 recipient of the John Vukovich Award.

### **PAT ROBLES – Pitching Coach**

**Born:** Midland, TX... **Resides:** Midland... Former pitcher. Joins the Phillies player development staff for the 2020 season after working the last five years as the pitching coach for McCook Community College in Nebraska (2018-19), Cerro Coso Community College in California (2017-18) and Minnesota West Community College (2016). In 2019, the McCook pitching staff led their league in strikeouts, strikeouts/9.0 innings, FIP and ERA. Was an associate scout for Oakland for three years (2016-18). Earned his associate's degree from Cedar Valley College (TX).

### **MAC SEIBERT – Coach**

**Born:** Cantonment, FL... **Resides:** Cantonment... Former catcher. 2020 marks his first season as a coach at any level. Was signed by the Tampa Bay Rays in 2016 as a non-drafted free agent and played four seasons in their minor league system. Played for the 2018 Midwest League and 2019 Florida State League champions. Attended Auburn University (AL) where he earned a bachelor's degree in criminal justice.

### **ADAN ORDOÑEZ – Coach**

**Born:** Maracaibo, VZ... **Resides:** Orlando, FL... Former catcher. Joins the Phillies as a minor league coach for 2020, his first season as an instructor at any level. Spent 2019 as a player with the Birmingham Bloomfield Beavers in the United Shore Professional Baseball League. Graduated from North Carolina A&T University in 2018 with a bachelor's degree in psychology. Was the MEAC Rookie of the Year in 2015 and earned all-conference honors three times, including being named the Mid-Eastern Athletic Conference First-Team catcher twice.

### **MEAGHAN FLAHERTY – Athletic Trainer**

**Born:** Weymouth, MA... **Resides:** Clearwater, FL... Hired by the Phillies as an athletic trainer for the 2020 season. Spent last year as an athletic training intern with the Mesa Cubs (R). Graduated from Bridgewater State University (MA) with a master's degree in athletic training. Worked as an athletic trainer in the Cape Cod Baseball League as well as for multiple Division I NCAA teams and sports medicine clinics. In 2018, volunteered as a medical staff member for the Boston Marathon.

### **ORLANDO CRANCE – Strength & Conditioning Coach**

**Born:** Panama City, Panama... **Resides:** New York, NY... The 2020 season is his third with the Phillies, having worked all of them as a strength & conditioning coach for the Gulf Coast League (R) teams. Spent four years (2013-16) in the same capacity for the New York Yankees, one with the Florida Marlins (2010) and one with the New York Mets (2007). Is a 2005 graduate of Lehman College (NY), where he attained his bachelor's degree in recreation education and earned his master's degree in exercise physiology from Columbia University (NY) in 2012.

## GCL PHILLIES WEST STAFF



**Bobby Wernes**



**Zack Jones**



**Bruce Billings**



**Ray Ricker**



**Angel Peguero**



**Troy Hoffert**



**Vanessa  
Gomez**

### **BOBBY WERNES – Manager**

**Born:** Overland Park, KS... **Resides:** Overland Park... Former infielder. Joined the Phillies in 2019 as a coach for the Gulf Coast League Phillies West (R) before being named manager for 2020. Played four seasons (2015-18) in the minor league systems of the Houston Astros and Colorado Rockies, finishing with Hartford (AA) in 2018. Was originally selected by the Astros in the 30th round of the June 2015 draft out of the University of Arkansas. Led the New York-Penn League in batting (.346) in 2015 and was named to the NYPL midseason All-Star team.

### **ZACK JONES – Hitting Coach**

**Born:** Chicago, IL... **Resides:** Norridge, IL... Former outfielder. The 2020 season is his first with the Phillies and first as a coach at the professional level. Spent 2019 as the assistant coach/hitting coach at Missouri Valley College. Played in Arizona's minor league system in 2018 for Missoula (R), Hillsboro (A) and Visalia (A). 2017 graduate of Trinity Christian College (IL), where he set school records for hits, doubles and RBI and earned a bachelor's degree in business communications.

### **BRUCE BILLINGS – Pitching Coach**

**Born:** San Diego, CA... **Resides:** Pleasanton, CA... Is in his second year with the Phillies organization and his second as a coach at the professional level. Was drafted by the Phillies in 2006, but did not sign. Was selected by the Colorado Rockies the following year and pitched the next nine seasons in the Rockies, Oakland A's, Los Angeles Dodgers, New York Yankees and Washington Nationals organizations. Made five total major league appearances and pitched for Team USA in the qualifying tournament of the 2010 World Baseball Classic. Attended San Diego State University and pitched for Hall of Famer Tony Gwynn.

### **RAY RICKER – Coach**

**Born:** Meriden, CT... **Resides:** Bristol, CT... Joins the Phillies for the 2020 season after working the last 13 years at Post University (CT) as head coach (2014-19) and hitting coach/recruiting coordinator (2007-13). Also served as the hitting coach for the Bourn Braves (2013-2014) in the Cape Cod Baseball League. Played collegiately at the University of Bridgeport (CT) before finishing up his career at Albertus Magnus College (CT), where he graduated with a communications degree.

### **ANGEL PEGUERO – Coach**

**Born:** Manhattan, NY... **Resides:** Fairview, NJ... Joins the Phillies player development staff for 2020 after spending last year as a graduate assistant at Grambling State University (LA) focused on baserunning and outfield play. Also worked part of 2019 as an assistant coach for the Wareham Gatemen in the Cape Cod Baseball League. As a collegiate player with Grambling, was a two-time SWAC Defensive Player of the Year (2015-2016). Earned his psychology degree from Grambling in 2016 and attained his master's degree in sports administration in 2019.

### **TROY HOFFERT – Athletic Trainer**

**Born:** Reading, PA... **Resides:** Palm Harbor, FL... 2020 is his 28th season with the Phillies organization, having spent the last 18 with the Gulf Coast League (R) team. Began in 1992 as a part-time athletic trainer with the Phillies at Martinsville (R). Earned a bachelor's degree in athletic training from Salem State College (MA) and a master's degree in sports medicine from Temple University (PA). Selected by his peers as the Gulf Coast League Athletic Trainer of the Year in 2006, 2012, 2015 and 2016. Was named overall Athletic Trainer of the Year in 2016 by the Professional Baseball Athletic Trainers Society (PBATS). Certified by the American Red Cross as an instructor in First Aid/CPR/AED.

### **VANESSA GOMEZ – Strength & Conditioning Coach**

**Born:** Hoboken, NJ... **Resides:** Mechanicsville, VA... Joins the Phillies player development staff after spending 2019 as a strength and conditioning intern with the club. Previously worked as a strength and conditioning coach at Virginia Commonwealth University for one year (2018). Earned her bachelor's degree in exercise science from the University of Maryland Eastern Shore and a master's degree in exercise science from Liberty University (VA).

## DSL PHILLIES RED STAFF



**Waner Santana**



**Samuel Hiciano**



**Alex Concepción**



**Feliberto Sánchez**



**Cristino Henríquez**



**Jesús Tiamo**



**Argelis Pérez**



**Samantha Myers**



**Bernardo Curiel**

### **WANER SANTANA – Manager**

**Born:** Los Mameyes, DR... **Resides:** Los Mameyes... Former infielder. Was originally signed by the San Francisco Giants and played three seasons (2000-02) in their minor league system. The 2020 season is his 11th as part of the Phillies player development staff in the Dominican Summer League (R) and his fifth as manager.

### **SAMUEL HICIANO – Hitting Coach**

**Born:** Moca, DR... **Resides:** Moca... Former outfielder. Joined the Phillies player development staff in 2017 after a five-year (2012-16) playing career in the club's minor league system. Was signed by the Phillies as an amateur free agent in 2011 and played at Williamsport (A), Lakewood (A) and Clearwater (A) before moving into a coaching role. Was a South Atlantic League All-Star in 2014.

### **ALEX CONCEPCIÓN – Pitching Coach**

**Born:** Santo Domingo, DR... **Resides:** Santo Domingo... Former pitcher. Spent six years (2005-10) in the Phillies minor league system, pitching as high as triple-A, before finishing his pitching career in 2011 with Rio Grande Valley of the independent North American League. Has been a pitching coach for the Dominican Summer League Phillies (R) since 2011, making 2020 his 10th season with the team.

### **FELIBERTO SÁNCHEZ – Assistant Pitching Coach**

**Born:** Sabana Grande De Palenque, DR... **Resides:** Sabana Grande De Palenque... Former pitcher. Pitched four years (2012-15) in the Phillies minor league system before joining the player development staff prior to the 2017 season.

### **CRISTINO HENRÍQUEZ – Coach**

**Born:** Santo Domingo, DR... **Resides:** Santo Domingo... Former infielder. Played in Detroit's (1987-88) and Toronto's (1989-90) minor league systems. Was a part-time infield coach with Florida (1997-2002) and Boston (2002-03) before joining the staff of the Dominican Summer League Phillies (R) in 2007.

### **JESÚS TIAMO – Coach**

**Born:** Puerto La Cruz, VZ... **Resides:** Valencia, VZ... Former catcher. Was hired by the Phillies in 2008 as a coach for the Venezuelan Summer League (R) team and spent one season there before being named the major league bullpen catcher in 2009, a position he held for nine seasons. Served as a batting practice pitcher for the 2010 All-Star Home Run Derby at Angel Stadium. Rejoined the player development staff in 2018 as a Dominican Summer League (R) coach. Was a minor league coach for the New York Mets (2000-07) and Chicago White Sox (1995-99) prior to joining the Phillies and coached several years for both Oriente and Magallanes of the Venezuelan Winter League. Spent three seasons (1980-81; 1983) as a catcher in the Pittsburgh Pirates minor league system.

### **ARGELIS PÉREZ – Athletic Trainer**

**Born:** Santo Domingo, DR... **Resides:** Santo Domingo... Former first baseman. Has been in his current role for the last 14 years (2007-20). Was originally signed by the Phillies as an amateur free agent in 2003, and played two seasons with the Dominican Summer League (R) club (2003-04), hitting .280 with three home runs and 22 RBI in 67 games.

### **SAMANTHA MYERS – Athletic Trainer**

**Born:** Walnut Creek, CA... **Resides:** Pittsburg, CA... Has joined the Phillies as an athletic trainer for 2020 assigned to the academy in the Dominican Republic. Spent the 2019 season as an assistant athletic trainer with Binghamton (AA) and 2018 as an athletic training student with Sacramento (AAA). Is a 2018 graduate of Sacramento State University (CA) with a degree in kinesiology and athletic training and is currently enrolled at Concordia University working toward a master's degree in applied exercise science and human movement science.

### **BERNARDO CURIEL – Strength & Conditioning Coach**

**Born:** Santo Domingo, DR... **Resides:** Santo Domingo... Hired as a Dominican Summer League strength & conditioning coach for the 2020 season. Spent the last six years as a personal trainer in Santo Domingo, specializing in functional training, conditioning and nutrition. Attained his doctorate in sports science & health from Instituto Tecnológico de Santo Domingo.

## DSL PHILLIES WHITE STAFF



**Orlando Muñoz**



**Homy Ovalles**



**Les Straker**



**Silverio Navas**



**Félix Castillo**



**José Betancourt**



**Keito Homma**



**Manuel Javier**

### **ORLANDO MUÑOZ – Manager/VZ Camp Coordinator**

**Born:** Caracas, VZ... **Resides:** Cagua, VZ... Former infielder. Played six seasons (1989; 1991-95) in the California Angels minor league system, reaching as high as triple-A Vancouver. Managed and coached for 20 years (1997-2016) for both Zulia in the Venezuelan Winter League and Modena and Parma in the Italian Baseball League. Worked for both leagues as a hitting coach, assistant hitting coach, third base coach and first base coach. Spent four years (2013-16) as a manager in the Italian League before joining the Phillies player development staff in 2017 in his current position.

### **HOMY OVALLES – Hitting Coach**

**Born:** Miranda, VZ... **Resides:** Miranda... Former infielder. Played three professional seasons (1995-97) in the Montreal Expos minor league system. Was a member of the Venezuelan National Team for six years (2000-05). Started with the Phillies in 2012 and spent four years as a minor league instructor for the club's Venezuelan Summer League (R) team until joining the Dominican Summer League staff in 2016.

### **LES STRAKER – Pitching Coach**

**Born:** Bolivar, VZ... **Resides:** Aragua, VZ... Former pitcher. Spent the first 10 years of his pro career in the minor leagues with the Cincinnati Reds (1977-83), Oakland A's (1984) and Minnesota Twins (1985-86). Made his major league debut with Minnesota in 1987. Pitched two seasons for the Twins and went 10-15 with a 4.22 ERA in 47 games (40 starts), his only time in the majors. Pitched in the Mexican League (1990 & 1993), Venezuelan Summer League (1992 & 1994), Italian League (1991) and Taiwan League (1995-96) before joining the coaching ranks. Spent four years as a pitching coach in the Toronto Blue Jays farm system and one year in the Atlanta Braves' before joining the Phillies in 2004. He worked for 12 years (2004-15) as a pitching coach for the VSL Phillies (R) before joining the Dominican Summer League staff in 2016.

### **SILVERIO NAVAS – Coach**

**Born:** Aragua, VZ... **Resides:** Aragua... Former second baseman. 2020 is his fifth year as a coach for the Dominican Summer League Phillies (R) after spending 14 years with the Venezuelan Summer League Phillies (R). Played one season (1993) professionally in the New York Yankees organization.

### **FÉLIX CASTILLO – Coach**

**Born:** Maracaibo, VZ... **Resides:** Maracaibo... Former catcher. Joined the Phillies player development staff in 2018. Played six years (2010-15) in the Marlins minor league system.

### **JOSÉ BETANCOURT – Athletic Trainer**

**Born:** Caracas, VZ... **Resides:** Valencia, VZ... The 2020 season is his fourth with the Phillies. Previously held the same position for La Guaira and Aragua in the Venezuelan Winter League. Has a degree in physiotherapy from Arturo Michelena University.

### **KEITO HOMMA – Athletic Training and Strength & Conditioning Liaison**

**Born:** Tokyo, Japan... **Resides:** Tokyo... Returns to the Phillies minor league staff for the 2020 season after serving as an athletic trainer intern in 2007. Spent six years (2008-13) as a minor league athletic trainer in Pittsburgh's system. Also filled that role for five years (2013-17) for Magallanes in the Venezuelan Winter League and for the 2019 Venezuelan National Team. Earned his bachelor's degree in kinesiology from Washington State University.

### **MANUEL JAVIER – Strength & Conditioning Coach**

**Resides:** Santo Domingo Este, DR... Hired as a Dominican Summer League (R) strength & conditioning coach for the 2020 season.

## MINOR LEAGUE AFFILIATES



### LEHIGH VALLEY IRONPIGS

International League (AAA)  
Phillies affiliate since 2008

**Ballpark:** Coca-Cola Park  
**General Manager:** Kurt Landes  
**Manager:** Gary Jones  
**Address:**  
1050 IronPigs Way  
Allentown, PA 18109  
**Phone:** (610) 841-PIGS  
**Website:** www.ironpigsbaseball.com



### READING FIGHTINS

Eastern League (AA)  
Phillies affiliate since 1967

**Ballpark:** FirstEnergy Stadium  
**General Manager:** Scott Hunsicker  
**Manager:** Shawn Williams  
**Mailing Address:**  
P.O. Box 15050  
Reading, PA 19612  
**Street Address:**  
1900 Centre Avenue  
Reading, PA 19605  
**Phone:** (610) 375-8469  
**Website:** www.fightins.com



### CLEARWATER THRESHERS

Florida State League (A)  
Phillies affiliate since 1985

**Ballpark:** Spectrum Field  
**General Manager:** Jason Adams  
**Manager:** Pat Borders  
**Address:**  
601 N. Old Coachman Road  
Clearwater, FL 33765  
**Phone:** (727) 712-4300  
**Website:** www.threshersbaseball.com



### LAKEWOOD BLUECLAWS

South Atlantic League (A)  
Phillies affiliate since 2001

**Ballpark:** FirstEnergy Park  
**General Manager:** Joe Ricciutti  
**Manager:** Chris Adamson  
**Address:**  
2 Stadium Way  
Lakewood, NJ 08701  
**Phone:** (732) 901-7000  
**Website:** www.blueclaws.com



### WILLIAMSPORT CROSSCUTTERS

New York-Penn League (A)  
Phillies affiliate since 2007

**Ballpark:** BB&T Ballpark at Historic Bowman Field  
**General Manager:** Doug Estes  
**Manager:** Milver Reyes  
**Address:**  
1700 West Fourth Street  
Williamsport, PA 17701  
**Phone:** (570) 326-3389  
**Website:** www.crosscutters.com



### GCL PHILLIES

Gulf Coast League (R)  
Phillies affiliate since 1999

**Ballpark:** Carpenter Complex  
**General Manager:** Lee McDaniel  
**GCL Phillies East Manager:** Roly deArmas  
**GCL Phillies West Manager:** Bobby Wernes  
**Address:**  
651 N. Old Coachman Road  
Clearwater, FL 33765  
**Phone:** (727) GO-PHILS



### DSL PHILLIES

Dominican Summer League (R)  
Phillies affiliate since 2002

**DSL Phillies Red Manager:** Waner Santana  
**DSL Phillies White Manager:** Orlando Muñoz

# 2019 MINOR LEAGUE NOTES

## OVERALL RECORD

The 2019 season marked the fifth consecutive year (since 2015) that Philadelphia's minor league affiliates combined to post a winning percentage above .500. The Phillies' nine minor league clubs went 437-421 (.509) and five of those teams posted a .500 or better winning percentage. Additionally, two clubs (Reading and Gulf Coast League Phillies West) qualified for the postseason in their respective leagues.

### PHILLIES 2019

Team	W	L	PCT
Lehigh Valley	66	74	.471
Reading	80	59	.576
Clearwater	68	68	.500
Lakewood	58	80	.420
Williamsport	32	43	.427
GCL Phillies East	21	27	.438
GCL Phillies West	33	15	.688
DSL Phillies Red	38	25	.603
DSL Phillies White	41	30	.577
<b>Overall</b>	<b>437</b>	<b>421</b>	<b>.509</b>

## ATTENDANCE

Affiliate	League	*Rank	Attendance	Avg/Game
Lehigh Valley	International	3rd	585,110	8,605
Reading	Eastern	3rd	398,314	5,945
Clearwater	Florida State	1st	180,069	2,688
Lakewood	South Atlantic	3rd	308,318	4,671
Williamsport	NY-Penn	9th	64,148	1,944

\* Based on avg. per game

## PAUL OWENS AWARD WINNERS

Infielder Alec Bohm and left-handed pitcher Ethan Lindow were the winners of the Paul Owens Award for the best player and pitcher, respectively, in the Phillies minor league system in 2019.

Bohm batted .305 (145-475) with 30 doubles, four triples, 21 home runs, 80 RBI, 76 runs scored, 57 walks and six stolen bases while posting an .896 OPS in 125 combined games last year between single-A Lakewood, single-A Clearwater and double-A Reading. Among all Phillies minor leaguers in 2019, he finished first in on-base percentage (.378), slugging percentage (.518) and OPS. He also was tied for first in home runs, second in batting average, hits, RBI and runs scored, tied for second in doubles and tied for fourth in walks. The right-handed hitter began the season with Lakewood, where he reached base safely in 21 of his 22 games. Bohm debuted with Clearwater on April 30 and batted .329 with a .902 OPS. Despite playing in only 40 games with the Threshers, he was selected as a Florida State League midseason All-Star. Additionally, he was named the starting third baseman for the National League Team in the All-Star Futures Game on July 7. The Nebraska native finished the year at Reading, helping the club clinch the Eastern Division second-half title. Following the Eastern League All-Star break, Bohm ranked tied for first in the league in home runs (11).

Lindow went 5-4 with a 2.52 ERA (31 ER, 110.2 IP), 1.01 WHIP and 119 strikeouts in 26 games (16 starts) for single-A Lakewood and single-A Clearwater in 2019. He combined to hold opponents to a .218 batting average and averaged 1.79 BB/9.0 IP. Among all Phillies minor league pitchers last year, he posted the lowest ERA (min. 85.0 IP) and had the fifth-most strikeouts. Additionally, Lindow posted the lowest WHIP (0.98) in the South Atlantic League (min. 94.0 IP). The left-hander was named Phillies Minor League Pitcher of the Month in both June and July. He spent the majority of the season with Lakewood, posting a 2.66 ERA with 103 strikeouts in 23 games (13 starts). His final three appearances of the season came with Clearwater, where he posted a 1.69 ERA and struck out 16 batters in 16.0 innings.

## ORGANIZATIONAL LEADERS (FULL SEASON)

### Batting

*Average	Ali Castillo (REA, LV)	.322
Games	Austin Listi (REA, LV)	133
At-bats	Alec Bohm (LWD, CLR, REA) Jonathan Guzmán (LWD)	475
Runs	Luke Williams (REA)	77
Hits	Ali Castillo (REA, LV)	150
Doubles	Darick Hall (REA)	38
Triples	Mickey Moniak (REA)	13
Home runs	Alec Bohm (LWD, CLR, REA) Deivy Grullón (LV)	21
RBI	Austin Listi (REA, LV)	83
Total bases	Alec Bohm (LWD, CLR, REA)	246
Walks	Mitch Walding (LV)	62
Strikeouts	Carlos De La Cruz (LWD)	159
Stolen bases	Jonathan Guzmán (LWD)	31

\*Min. 300 at-bats

### Pitching

Wins	David Parkinson (REA)	10
Losses	Alejandro Requena (CLR, REA) Victor Santos (LWD)	10
*ERA	Ethan Lindow (CLR, LWD)	2.52
Games	Addison Russ (REA)	55
Starts	Jojo Romero (REA, LV) Ramón Rosso (REA, LV) Colton Eastman (LWD, CLR, REA) Tom Eshelman (REA, LV) Alejandro Requena (CLR, REA)	1
CG		
Shutouts	N/A	
Saves	Addison Russ (REA)	22
IP	Colton Eastman (LWD, CLR, REA)	128.2
Walks	Kyle Dohy (REA, LV) Damon Jones (CLR, REA, LV) Jhordany Mezquita (LWD) Damon Jones (CLR, REA, LV)	59
Strikeouts		152

\*Min. 90.0 IP

## ORGANIZATIONAL LEADERS (SHORT SEASON)

### Batting

*Average	Andrick Nava (GCLW)	.314
Games	Juan Herrera (DSLW)	68
At-bats	Juan Herrera (DSLW)	258
Runs	Juan Herrera (DSLW)	50
Hits	Juan Herrera (DSLW)	71
Doubles	Rixon Wingrove (GCLW)	17
Triples	Johan Rojas (GCLW, WIL)	11
Home runs	Kendall Simmons (WIL)	12
RBI	Juan Herrera (DSLW)	48
Total bases	Juan Herrera (DSLW)	112
Walks	Raymond Mora (DSLW)	53
Strikeouts	Giuseppe Peguero (DSLW) Corbin Williams (WIL)	74
Stolen bases	Corbin Williams (WIL)	30

\*Min. 150 at-bats

### Pitching

Wins	Cristofer Adames (DSLW, DSLW) Austin Crowson (GCLW) Wilberson Liendo (DSLW) Fernando Lozano (GCLW) Fausto Pediet (DSLW)	5
Losses	Neyker Ibarra (DSLW)	5
*ERA	Manuel Urias (DSLW)	1.48
Games	Luis Candeló (DSLW, DSLW) Yosmel Naranjo (DSLW) Aldemar Rivas (DSLW) Israel Puello (DSLW) Fernando Ortega (DSLW)	22
Starts		15
CG	N/A	
Shutouts	N/A	
Saves	Yeison Sánchez (DSLW)	6
IP	Israel Puello (DSLW)	65.2
Walks	Joalbert Angulo (DSLW)	38
Strikeouts	Israel Puello (DSLW)	83

\*Min. 50.0 IP







# 2019 READING POSTSEASON STATISTICS

Reading, which led the Eastern League with 80 wins during the regular season, also led the league in triples (47), home runs (119), walks (503) and fielding percentage (.982)... Additionally, the pitching staff set an Eastern League all-time single-season record with 1,271 strikeouts... After clinching the Eastern Division second-half title, the Fightin' Phils lost to Trenton in the Eastern Division Championship Series, 3-0.

BATTERS	AVG	G	AB	R	H	2B	3B	HR	RBI	SH	SF	HP	BB	IBB	SO	SB	CS	DP	OBP	SLG	OPS	E
Antequera, J	.333	1	3	0	1	0	0	0	0	0	0	0	1	0	0	0	0	0	.500	.333	.833	0
Bohm, A	.200	3	10	1	2	0	0	0	0	0	0	2	0	4	0	0	0	0	.333	.200	.533	0
Conley, J	.000	1	3	0	0	0	0	0	0	0	0	1	0	0	2	0	0	0	.250	.000	.250	1
#Gamboa, A	.000	2	6	0	0	0	0	0	1	0	1	0	0	0	3	0	0	0	.000	.000	.000	0
Gomez, J	.250	1	4	0	1	0	0	0	0	0	0	0	0	0	1	0	0	0	.250	.250	.500	0
*Hall, D	.333	3	12	1	4	1	0	1	2	0	0	0	0	0	4	0	0	0	.333	.667	1.000	1
#Lartigue, H	.143	2	7	0	1	0	0	0	0	0	0	0	0	0	3	0	1	0	.143	.143	.286	0
*Maton, N	.200	3	10	1	2	0	0	0	1	0	0	1	0	0	4	0	1	0	.273	.200	.473	0
*Moniak, M	.231	3	13	1	3	1	0	0	1	0	1	0	0	0	6	0	0	0	.214	.308	.522	0
*Randolph, C	.200	3	10	0	2	0	0	0	0	0	0	2	0	5	0	0	1	0	.333	.200	.533	0
*Stephen, J	.125	2	8	0	1	0	0	0	0	0	0	0	0	0	5	0	0	0	.125	.125	.250	0
Williams, L	.154	3	13	1	2	0	0	0	0	0	0	1	0	0	1	0	0	0	.214	.154	.368	0
<b>Totals</b>	<b>.192</b>	<b>3</b>	<b>99</b>	<b>5</b>	<b>19</b>	<b>2</b>	<b>0</b>	<b>1</b>	<b>5</b>	<b>0</b>	<b>2</b>	<b>2</b>	<b>6</b>	<b>0</b>	<b>37</b>	<b>1</b>	<b>2</b>	<b>1</b>	<b>.248</b>	<b>.242</b>	<b>.490</b>	<b>3</b>

PITCHERS	W-L	ERA	G	GS	CG	GF	SHO	SV	IP	H	R	ER	HR	HB	BB	IBB	SO	WP	BK	AVG
*Brown, A	0-0	0.00	2	0	0	2	0	0	2.0	0	0	0	0	0	0	0	3	0	0	.000
*Cleavinger, G	0-0	0.00	1	0	0	0	0	0	0.2	0	0	0	0	0	0	2	0	2	0	.000
Dyer, G	0-0	6.75	1	0	0	0	0	0	1.1	2	1	1	0	0	0	0	1	0	0	.333
Garcia, J	0-0	0.00	1	0	0	0	0	0	2.0	2	0	0	0	0	1	0	2	0	0	.250
*Hennigan, J	0-0	0.00	1	0	0	1	0	0	1.0	0	0	0	0	0	0	0	0	0	0	.000
*Hernandez, J	0-0	0.00	1	0	0	0	0	0	1.0	0	0	0	0	0	0	0	2	0	0	.000
Howard, S	0-0	1.29	1	1	0	0	0	0	7.0	2	1	1	0	0	2	0	12	1	0	.091
Medina, A	0-1	33.75	1	1	0	0	0	0	1.1	8	5	5	0	0	0	0	0	0	0	.727
*Parkinson, D	0-0	0.00	1	1	0	0	0	0	7.0	3	0	0	0	0	1	0	5	0	0	.125
Ramos, E	0-0	18.00	1	0	0	0	0	0	1.0	2	2	2	0	0	1	0	0	0	0	.333
Russ, A	0-1	18.00	1	0	0	0	0	0	1.0	4	3	2	1	0	1	0	2	0	0	.571
*Singer, J	0-1	37.80	2	0	0	0	0	0	1.2	4	7	7	0	0	2	0	3	3	0	.364
<b>Totals</b>	<b>0-3</b>	<b>6.00</b>	<b>3</b>	<b>3</b>	<b>0</b>	<b>3</b>	<b>0</b>	<b>0</b>	<b>27.0</b>	<b>27</b>	<b>19</b>	<b>18</b>	<b>1</b>	<b>0</b>	<b>10</b>	<b>0</b>	<b>32</b>	<b>4</b>	<b>0</b>	<b>.248</b>

\* Left-handed; # Switch-hitter

## 2019 PHILLIES MINOR LEAGUE PLAYERS & PITCHERS OF THE WEEK

**April 4-14**

**April 15-21**

**April 22-28**

**April 29-May 5**

**May 6-12**

**May 13-19**

**May 20-26**

**May 27-June 2**

**June 3-9**

**June 10-16**

**June 17-23**

**June 24-30**

**July 1-7**

**July 8-14**

**July 15-21**

**July 22-28**

**July 29-Aug. 4**

**Aug. 5-11**

**Aug. 12-18**

**Aug. 19-25**

**Aug. 26-Sept. 2**

### PLAYER(S)

Jan Hernández (LV)

Deivy Grullón (LV)

Alec Bohm (LWD)

José Gómez (CLR)

Adam Haseley (REA)

Nick Maton (CLR)

Daniel Brito (CLR)

Arquímedes Gamboa (REA)

Josh Stephen (REA)

Jonathan Guzmán (LWD)

Austin Listi (REA)

Jhailyn Ortiz (CLR)

Nick Williams (LV)

Curtis Mead (GCL)

Bryson Stott (WIL)

Logan O'Hoppe (WIL)

Juan Aparicio (WIL)

Rixon Taylor-Wingrove (GCL)

Kendall Simmons (WIL)

Bryson Stott (WIL)

Kendall Simmons (WIL)

Hunter Stovall (LWD)

Cornelius Randolph (REA)

### PITCHER(S)

Enyel De Los Santos (LV)

Damon Jones (CLR)

Spencer Howard (CLR)

Luke Leftwich (REA)

Julian Garcia (CLR)

Ethan Lindow (LWD)

Kyle Glogoski (LWD)

Damon Jones (CLR)

Ethan Lindow (LWD)

Damon Jones (REA)

Tyler Carr (CLR)

Kyle Glogoski (CLR)

Keylan Killgore (CLR)

Eduar Segovia (GCL)

Francisco Morales (LWD)

Spencer Howard (CLR)

Brandon Ramey (GCL)

JoJo Romero (LV)

Kyle Dohy (LV)

Spencer Howard (REA)

Ethan Lindow (CLR)

Cole Irvin (LV)

José Conopoima (WIL)







# 2019 GCL PHILLIES EAST REVIEW

Finished 5th in the Gulf Coast League's North Division (21-27, .438)... **STAFF** – Manager: Roly deArmas; Coach: Charlie Hayes; Development Coach: Kevin Martir; Hitting Coach: Rafael DeLima; Pitching Coach: Héctor Mercado; Athletic Trainer: Troy Hoffert; Strength & Conditioning Coach: Holly Hansing.

**LEAGUE LEADERS – TEAM:** 7th in team batting (.243 AVG), 12th in team pitching (4.26 ERA).

BATTERS	AVG	G	AB	R	H	TB	2B	3B	HR	RBI	SH	SF	HP	BB	IBB	SO	SB	CS	DP	OBP	SLG	OPS	E
Aklinski, B	.500	1	2	1	1	4	0	0	1	1	0	0	0	0	0	1	0	0	0	.500	2.000	2.500	0
*Cedeno, J	.181	37	116	15	21	22	1	0	0	6	0	1	1	12	0	37	7	2	0	.262	.190	.451	1
Dipre, G	.301	31	103	15	31	43	7	1	1	12	2	1	2	9	0	22	6	1	3	.365	.417	.783	6
#Edwards, M	.226	13	31	3	7	11	1	0	1	7	0	1	0	5	0	10	0	0	0	.324	.355	.679	1
Escalante, K	.300	5	10	0	3	4	1	0	0	1	0	1	0	1	0	3	0	0	0	.333	.400	.733	0
*Flores, W	.342	32	120	20	41	51	6	2	0	11	4	1	1	4	0	16	9	4	1	.365	.425	.790	9
Friscia, V	.275	43	142	19	39	59	9	1	3	18	0	3	1	19	1	33	1	0	1	.358	.415	.773	1
#Gonzalez, B	.213	24	75	4	16	20	4	0	0	4	1	0	1	12	0	20	2	1	1	.330	.267	.596	1
Hernandez, J	.240	37	125	18	30	38	4	2	0	7	1	0	4	12	1	34	12	3	2	.326	.304	.630	2
*Lee Sang, M	.224	36	125	8	28	40	2	2	2	16	0	2	0	11	0	42	6	4	3	.283	.320	.603	3
#Matos, L	.260	35	131	21	34	47	5	4	0	12	0	0	1	9	0	36	6	3	1	.312	.359	.671	2
Mead, C	.285	44	158	26	45	73	12	2	4	19	1	0	3	13	0	23	4	3	6	.351	.462	.813	6
Mercado, J	.168	30	101	10	17	22	3	1	0	8	1	0	2	3	0	23	3	2	2	.208	.218	.425	8
Pujols, J	.000	1	2	0	0	0	0	0	0	0	0	0	0	0	0	0	0	0	0	.000	.000	.000	0
#Rodriguez, C	.172	30	87	10	15	22	4	0	1	10	0	2	0	10	0	11	0	0	3	.253	.253	.505	4
*Stott, B	.667	4	9	3	6	12	1	1	1	3	0	0	0	2	0	0	0	0	0	.727	1.333	2.061	0
Tortolero, J	.214	30	103	16	22	33	3	1	2	15	1	4	1	4	0	20	3	1	0	.241	.320	.561	4
Yonamine, M	.159	29	69	8	11	13	2	0	0	9	0	0	0	8	0	22	1	1	1	.247	.188	.435	3
<b>Totals</b>	<b>.243</b>	<b>48</b>	<b>1509</b>	<b>197</b>	<b>367</b>	<b>514</b>	<b>65</b>	<b>17</b>	<b>16</b>	<b>159</b>	<b>11</b>	<b>16</b>	<b>17</b>	<b>134</b>	<b>2</b>	<b>353</b>	<b>60</b>	<b>25</b>	<b>24</b>	<b>.309</b>	<b>.341</b>	<b>.650</b>	<b>59</b>

PITCHERS	W-L	ERA	G	GS	CG	GF	SHO	SV	IP	H	R	ER	HR	HB	BB	IBB	SO	WP	BK	AVG
*Adams, T	3-1	6.06	13	0	0	4	0	0	16.1	19	19	11	0	1	14	0	13	4	0	.292
Barber, A	0-0	3.00	2	0	0	2	0	0	3.0	2	1	1	0	0	2	0	4	0	0	.182
*Beauchamp, C	0-0	1.23	5	0	0	1	0	0	7.1	5	1	1	0	0	2	0	5	1	0	.192
Bell, B	1-1	6.62	14	0	0	4	0	0	17.2	20	15	13	1	5	10	0	10	3	0	.294
Betancourt, C	0-3	4.06	10	9	0	0	0	0	31.0	29	18	14	2	3	14	0	32	4	0	.236
Castillo, S	0-2	7.71	5	4	0	0	0	0	9.1	9	8	8	0	0	8	0	10	1	1	.257
*Cotto, G	0-4	7.91	11	2	0	1	0	0	19.1	23	20	17	2	2	15	0	17	6	1	.274
De La Cruz, J	0-0	0.00	6	6	0	0	0	0	9.2	2	0	0	0	1	4	0	14	2	0	.067
Escalante, K	0-0	0.00	1	0	0	0	0	0	1.0	1	0	0	0	0	1	1	0	0	0	.333
Estevez, E	1-2	4.73	5	1	0	0	0	0	13.1	8	10	7	0	4	6	0	6	0	1	.167
Francisco, C	3-2	3.68	14	0	0	8	0	0	22.0	24	11	9	0	3	3	0	19	4	0	.276
*Garrido, M	2-1	7.31	15	0	0	6	0	0	16.0	11	14	13	1	2	26	0	19	6	0	.193
Geraldo, J	2-0	3.96	12	2	0	2	0	0	25.0	21	11	11	1	3	7	0	33	1	1	.223
Howard, S	0-0	11.57	1	1	0	0	0	0	2.1	3	3	3	1	1	1	0	3	0	0	.300
Hsu, C	0-1	40.50	1	1	0	0	0	0	0.2	1	3	3	1	0	3	0	0	0	0	.333
Jefferson, D	0-1	1.69	5	1	0	0	0	0	10.2	7	2	2	1	1	4	0	7	0	0	.189
*Kudlinski, B	1-0	3.21	11	0	0	2	0	1	14.0	3	5	5	0	5	16	0	7	2	2	.071
*Lackney, N	0-0	4.70	7	0	0	3	0	0	7.2	8	4	4	0	0	7	1	4	1	0	.267
Leftwich, L	0-0	0.00	1	1	0	0	0	0	1.0	0	0	0	0	0	0	0	2	0	0	.000
Leverett, A	0-0	2.45	2	1	0	1	0	0	3.2	4	1	1	0	0	0	0	6	1	0	.267
*Marcano, R	0-2	4.24	9	4	0	1	0	1	23.1	22	12	11	1	1	7	0	24	2	0	.242
*Martinez, J	1-0	3.00	5	1	0	0	0	0	12.0	9	4	4	1	1	5	0	13	0	1	.205
*Micheles, C	1-0	2.35	5	0	0	2	0	0	7.2	6	5	2	0	0	2	1	9	1	0	.200
*Milam, H	2-3	4.30	9	4	0	1	0	0	23.0	14	11	11	2	1	14	0	30	3	0	.167
Reyes, A	1-0	3.66	14	0	0	3	0	0	19.2	20	12	8	1	4	15	1	18	9	1	.274
Richardson, W	0-0	0.00	2	0	0	0	0	0	2.0	0	0	0	0	0	0	0	0	0	0	.000
Sara, J	0-1	27.00	4	0	0	1	0	0	2.0	6	8	6	0	0	4	0	3	0	0	.500
Schultz, A	0-0	0.00	1	0	0	0	0	0	1.0	1	0	0	0	0	0	0	0	0	0	.333
Seabold, C	0-1	11.57	1	1	0	0	0	0	2.1	6	3	3	0	3	0	0	2	0	0	.462
Ulloa, J	2-1	5.09	12	0	0	5	0	0	17.2	14	12	10	3	0	13	0	14	1	2	.212
*Van Scoyoc, S	0-0	4.50	2	0	0	0	0	0	2.0	2	1	1	0	0	3	0	2	0	0	.250
Vargas, V	1-1	1.44	7	6	0	0	0	0	25.0	26	4	4	1	0	4	0	15	3	0	.274
Vilchez, D	0-0	2.25	1	0	0	0	0	0	4.0	2	1	1	0	0	0	0	1	0	0	.143
*Yanez, G	0-0	1.33	7	3	0	1	0	0	20.1	17	4	3	0	2	3	0	14	1	0	.227
<b>Totals</b>	<b>21-27</b>	<b>4.26</b>	<b>48</b>	<b>48</b>	<b>0</b>	<b>48</b>	<b>4</b>	<b>2</b>	<b>393.0</b>	<b>345</b>	<b>223</b>	<b>186</b>	<b>19</b>	<b>43</b>	<b>213</b>	<b>4</b>	<b>356</b>	<b>56</b>	<b>8</b>	<b>.232</b>

\* Left-handed; # Switch-hitter



# 2019 DSL PHILLIES RED REVIEW

Finished 3rd in the Dominican Summer League's South Division (38-25-1, .602)... **STAFF** – Manager: Waner Santana; Coach: Cristian Henríquez; Hitting Coach: Samuel Hiciano; Pitching Coach: Alex Concepción; Assistant Pitching Coach: Feliberto Sánchez; Athletic Trainers: Argelis Pérez & Wayna Vásquez; Strength & Conditioning Coach: Jonathan Hasbun.

**LEAGUE LEADERS – TEAM:** 34th in team batting (.237 AVG), 4th in team pitching (3.25 ERA).

BATTERS	AVG	G	AB	R	H	TB	2B	3B	HR	RBI	SH	SF	HP	BB	IBB	SO	SB	CS	DP	OBP	SLG	OPS	E
Azuaje, A	.281	49	185	41	52	87	14	3	5	19	0	3	6	4	0	41	13	3	1	.313	.470	.783	12
Barreto, F	.286	10	28	2	8	11	3	0	0	6	0	2	1	3	0	5	0	1	1	.353	.393	.746	1
Boekhoudt, S	.120	8	25	3	3	5	2	0	0	4	0	0	1	3	0	13	1	0	0	.241	.200	.441	0
Cairo, V	.000	2	4	0	0	0	0	0	0	0	0	0	0	0	0	2	0	0	0	.000	.000	.000	0
Duran, C	.211	8	19	2	4	6	2	0	0	1	0	0	0	3	0	8	0	2	1	.318	.316	.634	1
*Encarnacion, J	.250	60	220	31	55	77	7	6	1	26	0	2	1	27	3	46	8	5	1	.332	.350	.682	1
Escalante, F	.211	7	19	3	4	6	2	0	0	2	0	0	3	6	0	7	2	0	0	.464	.316	.780	2
*Escobar, D	.270	33	111	20	30	39	4	1	1	9	2	1	8	19	1	27	12	11	0	.410	.351	.761	0
García, W	.255	54	165	28	42	58	7	3	1	22	1	3	7	15	0	43	26	9	5	.337	.352	.688	4
Gonzalez, O	.263	59	209	24	55	67	5	2	1	29	1	3	5	23	0	36	5	4	3	.346	.321	.666	6
*Hernandez, C	.207	10	29	4	6	10	4	0	0	4	0	0	1	3	0	7	1	0	3	.303	.345	.648	2
Mejía, A	.162	51	167	27	27	32	3	1	0	9	0	1	10	22	0	43	4	2	3	.295	.192	.487	5
*Mendoza, C	.235	8	17	5	4	6	2	0	0	2	0	1	0	3	0	4	1	1	0	.333	.353	.686	0
*Ortega, J	.254	57	209	40	53	96	14	7	5	35	0	4	6	17	1	43	15	4	3	.322	.459	.781	2
Pichardo, C	.214	39	140	16	30	34	4	0	0	14	2	0	5	17	0	20	5	2	7	.321	.243	.564	13
Rodriguez, J	.100	3	10	0	1	2	1	0	0	0	0	0	0	1	0	5	1	0	0	.182	.200	.382	0
*Rondon, E	.165	37	97	14	16	20	2	1	0	5	1	0	7	21	0	39	6	6	1	.352	.206	.558	8
Tejeda, M	.156	46	141	13	22	35	8	1	1	11	1	0	6	14	0	43	5	4	2	.261	.248	.509	4
Valdez, W	.300	54	210	29	63	85	7	3	3	29	0	4	2	15	0	30	3	4	4	.346	.405	.751	18
#Viloria, U	.236	28	106	10	25	34	2	2	1	12	1	2	0	8	0	30	6	4	0	.284	.321	.605	13
<b>Totals</b>	<b>.237</b>	<b>64</b>	<b>2111</b>	<b>312</b>	<b>500</b>	<b>710</b>	<b>93</b>	<b>30</b>	<b>19</b>	<b>239</b>	<b>9</b>	<b>26</b>	<b>69</b>	<b>224</b>	<b>5</b>	<b>492</b>	<b>114</b>	<b>62</b>	<b>35</b>	<b>.326</b>	<b>.336</b>	<b>.663</b>	<b>103</b>

PITCHERS	W-L	ERA	G	GS	CG	GF	SHO	SV	IP	H	R	ER	HR	HB	BB	IBB	SO	WP	BK	AVG
Adames, C	3-0	4.66	9	1	0	1	0	0	19.1	18	11	10	1	0	6	0	17	4	0	.231
*Angulo, J	2-0	8.87	15	3	0	2	0	0	22.1	16	29	22	0	5	38	0	18	9	1	.208
Aponte, R	0-0	12.00	3	0	0	0	0	0	3.0	4	5	4	0	2	4	0	0	3	0	.333
Araujo, A	4-2	2.21	19	0	0	1	0	0	40.2	34	14	10	3	4	22	0	26	5	0	.234
Astudillo, H	0-0	9.00	2	0	0	0	0	0	2.0	3	3	2	0	0	1	0	0	1	0	.333
Brazoban, C	0-0	3.68	6	0	0	1	0	0	7.1	7	6	3	1	1	8	0	7	2	1	.241
Brazon, E	0-0	6.75	4	0	0	2	0	0	4.0	4	3	3	1	1	2	0	2	1	0	.250
Candelo, L	3-3	3.23	21	0	0	9	0	5	39.0	39	23	14	1	1	10	0	34	4	0	.252
Gherbaz, W	1-3	4.10	14	14	0	0	0	0	48.1	44	28	22	3	3	32	0	44	10	0	.240
*Ibarra, N	2-5	2.89	13	12	0	1	0	0	53.0	50	26	17	3	4	11	0	48	7	1	.244
Liendo, W	5-1	1.86	16	8	0	3	0	1	58.0	44	16	12	1	3	22	0	59	11	0	.213
Lima, C	3-0	4.31	16	0	0	3	0	1	31.1	34	19	15	2	6	14	0	35	4	0	.281
Mijares, D	0-0	9.00	3	0	0	1	0	0	3.0	2	3	3	0	1	3	0	3	0	1	.182
Moreno, N	1-1	0.00	2	0	0	1	0	0	2.1	2	1	0	0	0	1	0	4	2	0	.222
*Naranjo, Y	3-1	1.77	22	0	0	10	0	3	45.2	33	12	9	2	1	11	1	47	6	1	.204
*Palacio, J	2-2	4.15	14	1	0	3	0	0	26.0	23	14	12	1	2	13	0	20	11	0	.237
*Sanchez, S	1-1	3.25	14	0	0	6	0	3	27.2	18	10	10	0	1	13	0	31	6	0	.180
Sanchez, Y	4-0	2.35	20	0	0	18	0	6	30.2	27	10	8	1	1	6	1	44	9	1	.229
*Soriano, C	1-2	3.50	13	12	0	0	0	0	46.1	43	26	18	2	7	27	0	34	7	1	.253
Urias, M	3-3	1.48	13	13	0	0	0	0	61.0	38	13	10	3	0	8	0	55	3	0	.175
Ventura, E	0-1	9.00	2	0	0	2	0	0	3.0	5	3	3	1	0	0	0	2	1	0	.385
<b>Totals</b>	<b>38-25</b>	<b>3.25</b>	<b>64</b>	<b>64</b>	<b>0</b>	<b>64</b>	<b>1</b>	<b>19</b>	<b>574.0</b>	<b>488</b>	<b>275</b>	<b>207</b>	<b>26</b>	<b>43</b>	<b>252</b>	<b>2</b>	<b>530</b>	<b>106</b>	<b>7</b>	<b>.229</b>

\* Left-handed; # Switch-hitter

## 2019 PHILLIES MINOR LEAGUE HITTERS, PITCHERS & DEFENDERS OF THE MONTH

	HITTER	PITCHER	DEFENDER(S)
<b>April</b>	Alec Bohm (inf), LWD	Ramón Rosso (rhp), REA	José Gómez (inf), REA
<b>May</b>	Adam Haseley (of), REA	Kyle Glogoski (rhp), LWD	Alec Bohm (inf), CLR
<b>June</b>	Austin Listi (inf/of), LV	Ethan Lindow (lhp), LWD	Luis García (inf), LWD
<b>July</b>	Logan O'Hoppe (c), WIL	Ethan Lindow (lhp), LWD	Bryson Stott (inf), WIL
<b>August</b>	Kendall Simmons (inf), WIL	Francisco Morales (rhp), LWD	Dalton Guthrie (inf), CLR Luke Williams (inf/of), REA

SCOUTING & PLAYER DEV.

# 2019 DSL PHILLIES WHITE REVIEW

Finished 2nd in the Dominican Summer League's San Pedro Division (41-30, .577)... **STAFF** – Manager: Orlando Muñoz; Coaches: Silverio Navas, Félix Castillo & Jesús Tiamo; Hitting Coach: Homy Ovalles; Pitching Coach: Les Straker; Athletic Trainer: José Betancourt; Strength & Conditioning Coach: Ervis Manzanillo.

**LEAGUE LEADERS – TEAM:** 21st in team batting (.250 AVG), 16th in team pitching (3.89 ERA)... **OFFENSE** – **Games:** Juan Herrera, T-5th (68); Raulyn Blanc, T-9th (66)... **At-bats:** Juan Herrera, 4th (258)... **Doubles:** Victor Diaz, T-7th (16)... **Triples:** Junior Ortega, T-9th (7)... **Extra-base hits:** Junior Ortega, 10th (26)... **RBI:** Juan Herrera, T-4th (48)... **Total bases:** Juan Herrera, T-9th (112)... **Walks:** Raymond Mora, T-2nd (53)... **Stolen bases:** Wilbert Garcia, T-10th (26)... **Caught stealing:** Jeury Corona, T-6th (12); Derek Escobar and Giuseppe Peguero, T-10th (11)... **Hit by pitch:** Giuseppe Peguero, T-5th (15)... **On-base percentage:** Raymond Mora, 7th (.453)... **PITCHING** – **ERA:** Manuel Urias, 1st (1.48); Wilberson Liendo, 3rd (1.86); Israel Puello, 5th (1.92)... **Games started:** Fernando Ortega and Israel Puello, T-1st (15); Wilson Gherbaz, Victor Lopez and Carlo Reyes, T-5th (14)... **Innings pitched:** Israel Puello, 6th (65.2)... **Saves:** Yeison Sanchez, T-8th (6)... **Home runs:** Hernando Mejia, T-7th (5)... **Walks:** Joalbert Angulo, T-7th (38)... **Strikeouts:** Israel Puello, 1st (83); Carlo Reyes, 4th (72)... **WHIP:** Manuel Urias, 1st (0.75); Israel Puello, 4th (0.96); Carlo Reyes, 6th (1.01).

BATTERS	AVG	G	AB	R	H	TB	2B	3B	HR	RBI	SH	SF	HP	BB	IBB	SO	SB	CS	DP	OBP	SLG	OPS	E
Barboza, E	.302	42	126	21	38	53	7	1	2	21	1	2	6	17	0	21	6	2	3	.404	.421	.825	4
#Blanc, R	.234	66	209	29	49	65	10	3	0	25	4	2	3	39	0	64	17	7	5	.360	.311	.671	22
Brito, E	.269	21	52	7	14	17	3	0	0	5	1	1	3	15	0	9	1	4	3	.451	.327	.778	4
Cairo, V	.250	2	4	1	1	1	0	0	0	0	0	0	1	0	0	1	0	0	0	.400	.250	.650	0
Corona, J	.235	43	166	32	39	43	4	0	0	5	3	0	3	16	0	25	17	12	1	.314	.259	.573	2
Diaz, V	.289	61	232	39	67	95	16	3	2	36	0	5	3	17	2	45	6	5	7	.339	.409	.748	6
Gil, R	.193	28	83	6	16	17	1	0	0	3	2	1	1	9	0	28	5	2	1	.277	.205	.481	1
#Gonzalez, B	.444	3	9	3	4	4	0	0	0	1	0	0	1	0	0	2	0	0	0	.500	.444	.944	0
*Hernandez, C	.188	6	16	1	3	4	1	0	0	3	1	0	0	4	0	7	0	0	0	.350	.250	.600	2
Herrera, J	.275	68	258	50	71	112	14	3	7	48	1	3	5	26	0	54	13	4	7	.349	.434	.783	11
Jerez, A	.263	63	213	24	56	80	9	3	3	32	3	0	10	16	0	47	11	9	5	.343	.376	.719	12
*Mendez, J	.276	37	123	23	34	58	8	2	4	26	0	3	3	29	2	19	2	1	3	.418	.472	.889	4
Mora, R	.289	63	194	38	56	74	12	3	0	22	5	2	7	53	0	39	12	8	3	.453	.381	.835	4
#Mujica, L	.313	7	16	4	5	5	0	0	0	0	0	0	0	6	0	7	0	1	0	.500	.313	.813	1
Peguero, G	.187	62	198	34	37	66	13	2	4	18	3	2	15	33	0	74	19	11	4	.343	.333	.676	3
*Pineda, L	.184	61	190	22	35	42	4	0	1	19	3	2	6	22	0	40	4	4	7	.286	.221	.507	2
Rodriguez, J	.500	3	4	1	2	2	0	0	0	0	0	0	0	0	0	1	0	0	0	.500	.500	1.000	0
#Rondon, C	.233	51	163	23	38	45	5	1	0	17	3	1	1	28	2	17	5	3	2	.347	.276	.623	3
Valdez, W	.200	3	10	2	2	4	2	0	0	2	0	1	0	2	0	2	0	0	1	.308	.400	.708	0
Vegas, L	---	1	0	0	0	0	0	0	0	0	0	0	0	0	0	---	---	---	---	---	---	.000	0
<b>Totals</b>	<b>.250</b>	<b>71</b>	<b>2266</b>	<b>360</b>	<b>567</b>	<b>787</b>	<b>109</b>	<b>21</b>	<b>23</b>	<b>283</b>	<b>30</b>	<b>25</b>	<b>68</b>	<b>332</b>	<b>6</b>	<b>502</b>	<b>118</b>	<b>73</b>	<b>52</b>	<b>.359</b>	<b>.347</b>	<b>.700</b>	<b>95</b>

PITCHERS	W-L	ERA	G	GS	CG	GF	SHO	SV	IP	H	R	ER	HR	HB	BB	IBB	SO	WP	BK	AVG
Adames, C	2-0	3.00	10	0	0	4	0	0	21.0	16	11	7	1	4	13	0	20	6	0	.208
Alcala, L	0-0	15.43	2	0	0	0	0	0	2.1	1	4	4	0	0	3	0	6	1	0	.111
*Aleman, E	2-3	3.04	15	8	3	0	0	0	53.1	51	22	18	1	3	15	1	38	6	0	.256
Anciani, N	0-0	10.80	2	0	1	0	0	0	1.2	1	2	2	0	0	2	0	1	2	0	.167
Candeló, L	0-0	0.00	1	0	0	1	0	0	2.0	2	0	0	0	0	1	0	1	0	0	.286
Cruz, C	2-0	4.00	7	0	0	5	0	2	9.0	7	5	4	0	4	8	3	8	3	1	.200
Gomez, L	4-0	2.31	8	0	0	2	0	1	23.1	17	6	6	0	1	7	0	12	3	0	.207
*Guzman, M	3-1	4.24	10	0	0	4	0	0	17.0	11	8	8	1	0	12	1	14	6	1	.186
*Hinestroza, C	0-1	6.97	9	0	0	3	0	1	10.1	9	9	8	0	1	13	0	10	6	1	.237
Lopez, V	1-3	2.29	14	14	0	0	0	0	51.0	46	19	13	1	6	25	0	46	4	0	.241
Malaver, J	2-2	7.52	17	0	0	2	0	0	26.1	27	32	22	1	5	35	0	17	14	0	.278
Mejia, H	3-3	5.80	21	0	0	8	0	3	35.2	27	24	23	5	5	30	0	20	11	1	.216
Mendoza, R	0-1	4.66	5	1	0	2	0	1	9.2	7	6	5	0	0	7	0	10	5	0	.206
Ortega, F	1-3	3.68	15	15	0	0	0	0	51.1	40	26	21	0	5	37	0	37	10	0	.222
Pediet, F	5-2	6.06	19	0	0	5	0	2	49.0	47	35	33	1	6	19	0	27	7	1	.253
Puello, I	2-1	1.92	15	15	0	0	0	0	65.2	44	16	14	2	3	19	0	83	7	1	.190
Reyes, C	4-2	2.45	14	14	0	0	0	0	62.1	50	20	17	2	3	13	0	72	3	2	.216
Rivas, A	3-4	4.54	22	0	0	13	0	2	37.2	37	26	19	1	3	21	1	36	2	0	.245
Rivas, J	2-0	3.38	21	0	0	11	0	5	40.0	37	19	15	2	4	20	1	34	5	1	.245
*Torres, A	0-0	12.00	3	0	0	0	0	0	3.0	2	5	4	0	1	6	0	5	0	0	.167
*Valdez, J	1-1	5.31	11	4	0	3	0	1	20.1	25	17	12	0	1	16	0	16	8	1	.291
Vegas, L	4-3	4.59	18	0	0	4	0	1	33.1	29	18	17	0	4	21	0	18	11	0	.236
<b>Totals</b>	<b>41-30</b>	<b>3.89</b>	<b>71</b>	<b>71</b>	<b>0</b>	<b>71</b>	<b>4</b>	<b>19</b>	<b>625.1</b>	<b>533</b>	<b>330</b>	<b>270</b>	<b>18</b>	<b>59</b>	<b>343</b>	<b>7</b>	<b>531</b>	<b>120</b>	<b>10</b>	<b>.231</b>

\* Left-handed; # Switch-hitter



# MINOR LEAGUE PLAYERS

**Note:** Minor league totals do not include statistics from independent or foreign leagues.

**ADAMES, CRÍSTOFER... RHP... B-T:** R-R... **HT:** 6-1; **WT:** 163... **BORN:** August 31, 1999, Pedro Brand, DR... **RESIDES:** Pedro Brand... **HOW OBTAINED:** Signed by Phillies as an amateur free agent, 9/27/18... **SIGNED BY:** Carlos Salas and Franklin Felida.  
**2019:** Made his professional debut with Dominican Summer League Phillies White and Red (R).

YEAR	CLUB	W-L	ERA	G	GS	CG	SHO	SV	IP	H	R	ER	HR	HB	BB	SO	WP	BK	AVG
2019	DSL Phillies-W	2-0	3.00	10	0	0	0	0	21.0	16	11	7	1	4	13	20	6	0	.208
	DSL Phillies-R	3-0	4.66	9	1	0	0	0	19.1	18	11	10	1	0	6	17	4	0	.231
	DSL Combined	5-0	3.79	19	1	0	0	0	40.1	34	22	17	2	4	19	37	10	0	.219

**ADAMS, TYLER... LHP... B-T:** L-L... **HT:** 6-1; **WT:** 210... **BORN:** March 17, 1998, Johnstown, PA... **RESIDES:** Indiana, PA... **HOW OBTAINED:** Selected by Phillies in 27th round of June 2019 draft... **SIGNED BY:** Connor Betbeze... **EDUCATION:** Attended Indiana University of Pennsylvania.

**2019:** Made his professional debut with Gulf Coast League Phillies East (R)... Participated in Florida Instructional League.

YEAR	CLUB	W-L	ERA	G	GS	CG	SHO	SV	IP	H	R	ER	HR	HB	BB	SO	WP	BK	AVG
2019	GCL Phillies-E	3-1	6.06	13	0	0	0	0	16.1	19	19	11	0	1	14	13	4	0	.292

**AKLINSKI, BENJAMIN TYLER (Ben)... OF... B-T:** R-R... **HT:** 5-10; **WT:** 210... **BORN:** June 3, 1996, Phoenix, AZ... **RESIDES:** Phoenix... **HOW OBTAINED:** Selected by Phillies in 32nd round of June 2018 draft... **SIGNED BY:** Timi Moni... **EDUCATION:** Attended the University of Kentucky.

**2019:** Spent majority of season with Clearwater (A)... Was on the IL from 6/28-8/1 with right knee inflammation; included a rehab assignment at Gulf Coast League Phillies West and East (R)... Following the season, played for Adelaide in the Australian Baseball League... **2018:** Selected as a New York-Penn League All-Star... Ranked T-9th in the NYPL in HR... Began his professional career with GCL Phillies East... Promoted to Williamsport (A) on 7/6... Slugged first pro HR, 7/8 at Mahoning Valley... Made starts at all 3 outfield positions... Participated in Florida Instructional League.

YEAR	CLUB	AVG	G	AB	R	H	2B	3B	HR	RBI	SH	SF	HP	BB	SO	SB	CS	OBP	SLG	OPS	E
2018	GCL Phillies-E	.267	10	30	4	8	1	0	0	4	0	1	0	8	3	0	1	.410	.300	.710	1
	Williamsport	.255	53	204	28	52	8	3	7	25	1	0	4	16	54	4	0	.321	.426	.748	0
2019	Clearwater	.196	51	158	17	31	9	0	2	16	3	1	6	10	52	2	3	.269	.291	.560	1
	GCL Phillies-W	.200	4	10	1	2	1	0	0	1	0	0	1	2	4	0	0	.385	.300	.685	0
	GCL Phillies-E	.500	1	2	1	1	0	0	1	1	0	0	0	1	0	0	0	.500	2.000	2.500	0
	GCL Combined	.250	5	12	2	3	1	0	1	2	0	0	1	2	5	0	0	.400	.583	.983	0
	<b>Minors Totals</b>	<b>.233</b>	<b>119</b>	<b>404</b>	<b>51</b>	<b>94</b>	<b>19</b>	<b>3</b>	<b>10</b>	<b>47</b>	<b>4</b>	<b>2</b>	<b>11</b>	<b>36</b>	<b>114</b>	<b>6</b>	<b>4</b>	<b>.311</b>	<b>.369</b>	<b>.680</b>	<b>2</b>

**ALCALA, LUIS SAUL (Saul)... RHP... B-T:** R-R... **HT:** 6-1; **WT:** 158... **BORN:** November 7, 2000, Güiría, VZ... **RESIDES:** Güiría... **HOW OBTAINED:** Signed by Phillies as an amateur free agent, 4/2/19... **SIGNED BY:** Rafael Álvarez and Ebert Velásquez.

**2019:** Began professional career with Dominican Summer League Phillies White (R).

YEAR	CLUB	W-L	ERA	G	GS	CG	SHO	SV	IP	H	R	ER	HR	HB	BB	SO	WP	BK	AVG
2019	DSL Phillies-W	0-0	15.43	2	0	0	0	0	2.1	1	4	4	0	0	3	6	1	0	.111

**ALDEGHERI, SAMUEL... LHP... B-T:** L-L... **HT:** 6-1; **WT:** 180... **BORN:** September 19, 2001, Verona, Italy... **RESIDES:** Verona... **HOW OBTAINED:** Signed by Phillies as an amateur free agent, 6/13/19... **SIGNED BY:** Claudio Scerrato.

**2019:** Was on the restricted list from 6/11-8/1... Did not pitch... Participated in Florida Instructional League.

**ALFONSO, VÍCTOR MANUEL... SS... B-T:** S-R... **HT:** 5-11; **WT:** 140... **BORN:** August 27, 1999, Panama City, Panama... **RESIDES:** Panama City... **HOW OBTAINED:** Signed by Phillies as an amateur free agent, 8/31/15... **SIGNED BY:** Norman Anciani.

**2019:** Missed the season (left shoulder subluxation)... **2018:** Spent entire season with Dominican Summer League Phillies Red (R)... Had 3 multi-hit efforts in a span of 4 games, 6/21-25... Collected 23 RBI over his final 29 games of the season... **2017:** Spent entire season with DSL Phillies White... Made starts at 1st base, 2nd base, 3rd base and SS... **2016:** Began professional career with DSL Phillies-2.

YEAR	CLUB	AVG	G	AB	R	H	2B	3B	HR	RBI	SH	SF	HP	BB	SO	SB	CS	OBP	SLG	OPS	E
2016	DSL Phillies-2	.143	44	147	16	21	4	0	0	14	1	5	6	15	33	3	2	.243	.170	.413	9
2017	DSL Phillies-W	.204	53	137	20	28	6	2	0	10	2	0	3	13	28	2	1	.288	.277	.565	10
2018	DSL Phillies-R	.210	57	210	18	44	13	1	0	29	1	4	3	20	37	4	2	.283	.281	.564	18
2019	Injured - Did not play																				
	<b>Minors Totals</b>	<b>.188</b>	<b>154</b>	<b>494</b>	<b>54</b>	<b>93</b>	<b>23</b>	<b>3</b>	<b>0</b>	<b>53</b>	<b>4</b>	<b>9</b>	<b>12</b>	<b>48</b>	<b>98</b>	<b>9</b>	<b>5</b>	<b>.272</b>	<b>.247</b>	<b>.519</b>	<b>37</b>

**ANCIANI, NORMAN ALIRIO...** RHP... B-T: R-R... HT: 6-2; WT: 165... BORN: April 23, 2002, Puerto Cabello, VZ... RESIDES: Panama City, Panama... HOW OBTAINED: Signed by Phillies as an amateur free agent, 5/13/19... SIGNED BY: Jesús Méndez and Norman Anciani.

2019: Made his professional debut with Dominican Summer League Phillies White (R).

YEAR	CLUB	W-L	ERA	G	GS	CG	SHO	SV	IP	H	R	ER	HR	HB	BB	SO	WP	BK	AVG
2019	DSL Phillies-W	0-0	10.80	2	0	0	0	0	1.2	1	2	2	0	0	2	1	2	0	.167

**ANDERSON, AIDAN DANAS...** RHP... B-T: R-R... HT: 6-1; WT: 195... BORN: June 21, 1997, Port Arthur, TX... RESIDES: Beaumont, TX... HOW OBTAINED: Signed by Phillies as a non-drafted free agent, 6/18/19... SIGNED BY: Mike Stauffer... EDUCATION: 2019 graduate of McNeese State University (LA).

2019: Made his professional debut with Gulf Coast League Phillies West (R)... Held RHH to a .156 AVG (10-64) and a .234 SLG.

YEAR	CLUB	W-L	ERA	G	GS	CG	SHO	SV	IP	H	R	ER	HR	HB	BB	SO	WP	BK	AVG
2019	GCL Phillies-W	3-0	3.86	15	0	0	0	2	25.2	20	15	11	1	2	13	19	4	0	.204

**ANGULO, JOALBERT ALEXANDER...** LHP... B-T: L-L... HT: 6-5; WT: 175... BORN: October 30, 2001, Caracas, VZ... RESIDES: Catia La Mar, VZ... HOW OBTAINED: Signed by Phillies as an amateur free agent, 7/2/18... SIGNED BY: Rafael Álvarez and William Mota.

2019: Made his professional debut with Dominican Summer League Phillies Red (R).

YEAR	CLUB	W-L	ERA	G	GS	CG	SHO	SV	IP	H	R	ER	HR	HB	BB	SO	WP	BK	AVG
2019	DSL Phillies-R	2-0	8.87	15	3	0	0	0	22.1	16	29	22	0	5	38	18	9	1	.208

**ANTEQUERA, JOSÉ ALBERTO...** INF... B-T: R-R... HT: 5-11; WT: 165... BORN: August 1, 1995, Cua, VZ... RESIDES: Ocumare del Tuy, VZ... HOW OBTAINED: Signed by Phillies as an amateur free agent, 4/14/14... SIGNED BY: Ebert Velásquez.

2019: Began and finished season with Reading (AA)... Had 3 IL stints: 4/8-24 (left ankle contusion), 5/1-18 (right calf strain) and 6/15-7/5 (right calf strain)... Debuted with Lehigh Valley (AAA) on 5/21... Made his professional pitching debut on 5/24 vs Buffalo and pitched again on 6/5 vs Pawtucket... 2018: Opened season with Reading and was transferred to Clearwater (A) on 4/27... Was on the IL from 5/30-6/12 with a right hamstring strain... Transferred to Lakewood (A) on 6/13 for remainder of season... Posted a .351/.451/.439 slash line, going 20-for-57 with 2 2B, HR, 8 RBI and 11 BB in 21 July games... Defensively, made starts at 2nd base, 3rd base and SS... 2017: Began season with Lakewood... Had a season-high 3 hits on 5/5 at Columbia... Promoted to Clearwater on 5/25... Promoted to Reading, 6/13... Transferred to Lakewood on 6/22 and later promoted to Clearwater, 7/4... Was on the IL from 8/8-16 with a right shin contusion... 2016: Began season with Williamsport (A)... Transferred to Gulf Coast League Phillies (R) on 7/12... Ranked T-2nd in the GCL in doubles... Batted .423 (11-26) against LHP... 2015: Spent majority of season with GCL Phillies... Led team and finished T-4th in GCL in stolen bases... Promoted to Clearwater on 8/28 for remainder of season... Participated in Florida Instructional League... 2014: Began professional career with Venezuelan Summer League Phillies (R).

YEAR	CLUB	AVG	G	AB	R	H	2B	3B	HR	RBI	SH	SF	HP	BB	SO	SB	CS	OBP	SLG	OPS	E
2014	VSL Phillies	.267	61	217	28	58	7	3	0	23	3	2	1	16	12	2	7	.318	.327	.645	15
2015	GCL Phillies	.246	41	134	22	33	8	1	1	10	2	0	0	11	15	15	3	.303	.343	.646	11
	Clearwater	.000	2	3	0	0	0	0	0	0	1	0	0	0	1	0	0	.000	.000	.000	0
2016	Williamsport	.151	16	53	3	8	0	0	0	6	2	3	1	3	16	4	3	.200	.151	.351	1
	GCL Phillies	.299	33	117	21	35	13	2	0	7	1	0	2	9	12	8	1	.359	.444	.803	1
2017	Lakewood	.194	33	93	7	18	2	0	0	14	6	1	4	5	19	0	0	.262	.215	.477	3
	Clearwater	.170	29	88	6	15	2	1	0	2	1	0	0	6	17	3	0	.223	.216	.439	4
	Reading	.250	2	4	1	1	0	0	0	0	1	0	0	0	0	0	0	.250	.250	.500	0
2018	Reading	.333	1	3	0	1	0	0	0	0	0	0	0	0	0	0	0	.333	.333	.667	0
	Clearwater	.333	11	30	3	10	1	0	0	5	2	0	0	2	4	0	0	.375	.367	.742	0
	Lakewood	.263	54	156	20	41	8	0	2	15	5	5	2	18	33	2	6	.337	.353	.690	4
2019	Reading	.247	30	81	7	20	2	0	0	4	2	0	2	6	17	1	1	.315	.272	.586	1
	Lehigh Valley	.211	6	19	0	4	0	0	0	2	0	0	0	1	4	0	0	.250	.211	.461	1
<b>Minors Totals</b>		<b>.244</b>	<b>319</b>	<b>998</b>	<b>118</b>	<b>244</b>	<b>43</b>	<b>7</b>	<b>3</b>	<b>88</b>	<b>26</b>	<b>11</b>	<b>12</b>	<b>77</b>	<b>150</b>	<b>35</b>	<b>21</b>	<b>.303</b>	<b>.311</b>	<b>.614</b>	<b>41</b>

**ANTONAC, YOAN JULIEN ANTOINE...** RHP... B-T: R-R... HT: 6-9; WT: 183... BORN: July 27, 2000, Montpellier, France... RESIDES: Le Cres, France... HOW OBTAINED: Signed by Phillies as an amateur free agent, 6/8/18... SIGNED BY: Claudio Scerrato and Gene Grimaldi.

2019: Did not pitch (right elbow surgery)... 2018: Made his professional debut with Gulf Coast League Phillies East (R).

YEAR	CLUB	W-L	ERA	G	GS	CG	SHO	SV	IP	H	R	ER	HR	HB	BB	SO	WP	BK	AVG
2018	GCL Phillies-E	0-0	7.71	2	0	0	0	0	2.1	2	2	2	0	2	0	3	0	0	.222
2019	Injured - Did not pitch																		
<b>Minors Totals</b>		<b>0-0</b>	<b>7.71</b>	<b>2</b>	<b>0</b>	<b>0</b>	<b>0</b>	<b>0</b>	<b>2.1</b>	<b>2</b>	<b>2</b>	<b>2</b>	<b>0</b>	<b>2</b>	<b>0</b>	<b>3</b>	<b>0</b>	<b>0</b>	<b>.222</b>

**APARICIO, JUAN DANIEL...** C... **B-T:** R-R... **HT:** 5-11; **WT:** 175... **BORN:** May 26, 2000, Maracaibo, VZ... **RESIDES:** San Francisco, VZ... **HOW OBTAINED:** Signed by Phillies as an amateur free agent, 7/2/16... **SIGNED BY:** Jesús Méndez.

**2019:** Began season with Williamsport (A)... Named Phillie Minor League Player of the Week, 7/22-28... Posted a 29-game on-base streak from 6/17-7/28, the longest such streak in the New York-Penn League... On 7/30, promoted to Lakewood (A), where he finished the season... In 31 games at catcher (30 starts) across both levels, posted a .993 fielding percentage and caught 13 runners in 29 SB attempts (44.8%)... Also appeared in 10 games (9 starts) at 1st base... **2018:** Selected as a Gulf Coast League All-Star... Spent entire season with GCL Phillies East (R)... Batted .359 (33-92), 7 2B, 3B, 3 HR and a .958 OPS against RHP... Posted a .983 fielding percentage in 24 games at catcher (2 errors in 116 total chances)... Homered in back-to-back games, 6/23-25... Participated in Florida Instructional League... **2017:** Made his professional debut with the Dominican Summer League Phillies White (R) on 6/3 (started at DH; 2-4, RBI)... Transferred to DSL Phillies Red on 7/22 for remainder of season... Slugged first pro HR, 8/12 vs DSL Yankees... **2016:** Participated in FIL.

YEAR	CLUB	AVG	G	AB	R	H	2B	3B	HR	RBI	SH	SF	HP	BB	SO	SB	CS	OBP	SLG	OPS	E
2017	DSL Phillies-W	.238	21	63	1	15	1	0	0	9	0	1	1	3	8	1	1	.279	.254	.533	0
	DSL Phillies-R	.219	24	73	3	16	3	1	1	10	0	2	1	10	11	0	0	.314	.329	.643	3
2018	GCL Phillies-E	.339	39	112	24	38	9	1	3	15	0	0	3	4	26	0	1	.378	.518	.896	2
2019	Williamsport	.374	32	107	14	40	10	4	1	15	0	0	5	9	22	3	2	.446	.570	1.016	2
	Lakewood	.191	20	68	8	13	3	0	1	10	0	2	1	3	19	0	0	.230	.279	.509	0
<b>Minors Totals</b>		<b>.288</b>	<b>136</b>	<b>423</b>	<b>50</b>	<b>122</b>	<b>26</b>	<b>6</b>	<b>6</b>	<b>59</b>	<b>0</b>	<b>5</b>	<b>11</b>	<b>29</b>	<b>86</b>	<b>4</b>	<b>4</b>	<b>.346</b>	<b>.421</b>	<b>.767</b>	<b>7</b>

**APONTE, LEONEL ALEXANDER NAZARET...** RHP... **B-T:** R-R... **HT:** 6-4; **WT:** 144... **BORN:** July 2, 1999, Villa de Cura, VZ... **RESIDES:** Villa de Cura... **HOW OBTAINED:** Signed by Phillies as an amateur free agent, 12/1/15... **SIGNED BY:** Jesús Méndez.

**2019:** Spent entire season with Williamsport (A)... Posted a 2.97 ERA (10 ER, 30.1 IP) and 0.99 WHIP in his 9 starts... Held RHH to a .180 AVG (18-100) with 5 2B... Limited opponents to a .179 AVG (5-28) with RISP... **2018:** Spent entire season with Gulf Coast League Phillies West (R)... Held RHH to a .228 AVG (18-79)... Limited opponents to a .205 AVG (9-44) with RISP... Logged multiple innings in 9 of his 11 relief appearances... Pitched for Lara in the Venezuelan Winter League... **2017:** Began season with Dominican Summer League Phillies Red (R)... Posted the lowest ERA (0.77) and WHIP (0.79) in the DSL... Ranked 1st in the DSL in IP, T-1st in CG & SHO and T-5th in SO & wins... Among starters in the DSL, allowed the fewest base runners (7.33) per 9.0 IP... Among all Phillies short-season minor league pitchers, ranked 1st in ERA, IP & SHO and T-1st in wins & CG... Transferred to DSL Phillies White on 7/24... Did not surrender an ER in his 6 starts (40.0 IP) with DSL Phillies White... Participated in Florida Instructional League... **2016:** Spent entire season with DSL Phillies-2... Allowed 3 ER or fewer in 7 of his 8 starts... Held opponents to a .222 AVG (38-171).

YEAR	CLUB	W-L	ERA	G	GS	CG	SHO	SV	IP	H	R	ER	HR	HB	BB	SO	WP	BK	AVG
2016	DSL Phillies-2	2-4	2.77	13	8	0	0	1	48.2	38	19	15	1	8	11	23	6	1	.222
2017	DSL Phillies-R	3-0	1.52	9	7	0	0	1	41.1	34	8	7	1	2	7	35	2	0	.230
	DSL Phillies-W	4-1	0.00	6	6	1	0	0	40.0	21	2	0	0	0	2	34	2	0	.154
	DSL Combined	7-1	*0.77	15	13	#1	#1	1	*81.1	55	10	7	1	2	9	69	4	0	.194
2018	GCL Phillies-W	3-2	4.40	12	1	0	0	1	30.2	30	17	15	3	4	7	30	0	0	.242
2019	Williamsport	3-1	3.30	14	9	0	0	0	46.1	35	17	17	2	3	13	36	2	0	.206
<b>Minors Totals</b>		<b>15-8</b>	<b>2.35</b>	<b>54</b>	<b>31</b>	<b>1</b>	<b>1</b>	<b>3</b>	<b>207.0</b>	<b>158</b>	<b>63</b>	<b>54</b>	<b>7</b>	<b>17</b>	<b>40</b>	<b>158</b>	<b>12</b>	<b>1</b>	<b>.211</b>

\* League leader  
# Tied for league lead

**ARMAS, GUSTAVO ADOLFO...** RHP... **B-T:** R-R... **HT:** 6-1; **WT:** 195... **BORN:** January 15, 1996, Caracas, VZ... **RESIDES:** Guatire, VZ... **HOW OBTAINED:** Signed by Phillies as an amateur free agent, 7/11/13... **SIGNED BY:** Carlos Salas.

**2019:** Began and ended his season with Clearwater (A)... Was on the IL from 7/3-18 with a right ankle contusion... Debuted with Reading (AA) on 7/19... **2018:** Began season with Williamsport (A)... Promoted to Lakewood (A) on 7/13 for remainder of season... His first 5 outings with Lakewood were quality starts, posting a 1.91 ERA (7 ER, 33.0 IP) in that span... At Lakewood, held opponents to a .119 AVG (5-42) with RISP and limited RHH to a .161 AVG (15-93)... Logged first pro CG (7.0 IP) on 7/16 vs Columbia... Pitched for La Guaira in the Venezuelan Winter League... **2017:** Opened season with Williamsport... Earned his first pro save (4.0 IP, 3 H, 8 SO) on 7/8 vs Mahoning Valley... Promoted to Lakewood on 7/20 for remainder of season... Held RHH to a .207 AVG (12-58) with Lakewood... **2016:** Spent entire season with Dominican Summer League Phillies-2 (R)... Was T-4th in the DSL in starts... Allowed 3 ER or fewer in each of his 14 starts... Participated in Florida Instructional League... **2015:** Spent second pro season with Venezuelan Summer League Phillies (R)... Led league in BB, finished T-1st in GS and 2nd in ERA, SO & IP... Had 8 SO on 7/1 at VSL Tigers... Participated in FIL... **2014:** Began pro career with VSL Phillies... **2013:** Received a 50-game suspension after testing positive for a metabolite of Nandrolone on 8/29.

YEAR	CLUB	W-L	ERA	G	GS	CG	SHO	SV	IP	H	R	ER	HR	HB	BB	SO	WP	BK	AVG
2014	VSL Phillies	0-0	4.15	5	0	0	0	0	4.1	3	2	2	0	1	2	2	1	0	.231
2015	VSL Phillies	3-2	1.97	14	#14	0	0	0	73.0	52	18	16	0	2	*34	55	3	2	.208
2016	DSL Phillies-2	4-3	2.19	15	14	0	0	0	74.0	68	22	18	*6	7	18	50	6	0	.247
2017	Williamsport	0-3	4.09	5	3	0	0	1	22.0	22	13	10	2	2	4	22	5	0	.253
	Lakewood	1-1	6.00	10	4	0	0	0	30.0	35	22	20	5	4	6	26	0	0	.294
2018	Williamsport	1-3	4.70	4	4	0	0	0	23.0	23	12	12	3	0	1	20	0	0	.253
	Lakewood	3-1	2.32	8	8	1	0	0	50.1	35	14	13	4	1	9	47	1	0	.193
2019	Clearwater	2-1	10.00	11	0	0	0	0	18.0	35	21	20	4	0	5	16	1	0	.412
	Williamsport	0-2	5.84	4	2	0	0	0	12.1	19	10	8	1	0	4	11	2	0	.328
	Reading	0-1	10.29	2	2	0	0	0	7.0	9	8	8	1	0	5	4	1	0	.300
<b>Minors Totals</b>		<b>14-17</b>	<b>3.64</b>	<b>78</b>	<b>51</b>	<b>1</b>	<b>0</b>	<b>1</b>	<b>314.0</b>	<b>301</b>	<b>142</b>	<b>127</b>	<b>26</b>	<b>17</b>	<b>88</b>	<b>253</b>	<b>20</b>	<b>2</b>	<b>.253</b>

\* League leader  
# Tied for league lead

SCOUTING & PLAYER DEV.

**ARMENTA, ERUBIEL ALBERTO...** LHP... **B-T:** L-L... **HT:** 6-3; **WT:** 189... **BORN:** March 11, 2000, Tijuana, MX... **RESIDES:** Baja California, MX... **HOW OBTAINED:** Signed by Phillies as an amateur free agent, 7/11/19... **SIGNED BY:** Oneri Fleita and Charlie Gastelum.

**2019:** Was on restricted list, 7/11-11/20.

**ASTUDILLO, HERMES JOSÉ...** RHP... **B-T:** R-R... **HT:** 5-11; **WT:** 160... **BORN:** March 2, 2002, Barcelona, VZ... **RESIDES:** Cumaná, VZ... **HOW OBTAINED:** Signed by Phillies as an amateur free agent, 9/19/18... **SIGNED BY:** Rafael Álvarez and Ebert Velásquez.

**2019:** Made his professional debut with Dominican Summer League Phillies Red (R).

YEAR	CLUB	W-L	ERA	G	GS	CG	SHO	SV	IP	H	R	ER	HR	HB	BB	SO	WP	BK	AVG
2019	DSL Phillies-R	0-0	9.00	2	0	0	0	0	2.0	3	3	2	0	0	1	0	1	0	.333

**AUERBACH, BRIAN MICHAEL...** RHP... **B-T:** R-R... **HT:** 6-4; **WT:** 195... **BORN:** August 30, 1996, Dunedin, FL... **RESIDES:** Palm Harbor, FL... **HOW OBTAINED:** Signed by Phillies as a non-drafted free agent, 6/18/18... **SIGNED BY:** Jeff Zona Jr... **EDUCATION:** 2018 graduate of Rollins College (FL).

**2019:** Did not pitch (right elbow surgery)... **2018:** Began professional career with Gulf Coast League Phillies East (R)... Started pro career with an 11.1-inning streak in which he did not allow an earned run, spanning his first 6 games... Held LHH to a .200 AVG (5-25)... Tossed more than 1.0 inning in 11 of his 13 relief appearances.

YEAR	CLUB	W-L	ERA	G	GS	CG	SHO	SV	IP	H	R	ER	HR	HB	BB	SO	WP	BK	AVG
2018	GCL Phillies-E	2-0	1.59	13	0	0	0	3	22.2	22	6	4	1	1	4	19	1	0	.237
2019	Injured – Did not pitch																		
<b>Minors Totals</b>		<b>2-0</b>	<b>1.59</b>	<b>13</b>	<b>0</b>	<b>0</b>	<b>0</b>	<b>3</b>	<b>22.2</b>	<b>22</b>	<b>6</b>	<b>4</b>	<b>1</b>	<b>1</b>	<b>4</b>	<b>19</b>	<b>1</b>	<b>0</b>	<b>.237</b>

**AVENDANO, EUDIVER ANTONIO...** RHP... **B-T:** R-R... **HT:** 6-3; **WT:** 200... **BORN:** February 1, 1999, Bobare, VZ... **RESIDES:** Barquisimeto, VZ... **HOW OBTAINED:** Signed by Phillies as an amateur free agent, 12/16/15... **SIGNED BY:** Jesús Méndez.

**2019:** Missed season (right elbow surgery)... **2018:** Made 2 starts with Gulf Coast League Phillies West (R)... **2017:** Spent season with Dominican Summer League Phillies Red (R)... 16 of his 18 relief appearances were multi-inning outings... Held opponents to a .173 AVG (9-52) with RISP and .095 AVG (2-21) with RISP and 2 outs... **2016:** Began professional career with DSL Phillies-2... Transferred to DSL Phillies-1 on 7/16 for remainder of season.

YEAR	CLUB	W-L	ERA	G	GS	CG	SHO	SV	IP	H	R	ER	HR	HB	BB	SO	WP	BK	AVG
2016	DSL Phillies-2	2-0	11.05	7	0	0	0	0	7.1	12	11	9	1	1	5	4	3	0	.387
	DSL Phillies-1	1-0	3.86	6	0	0	0	0	9.1	11	4	4	0	0	6	6	0	1	.289
	DSL Combined	3-0	7.02	13	0	0	0	0	16.2	23	15	13	1	1	11	10	3	1	.333
2017	DSL Phillies-R	2-4	4.36	18	0	0	0	0	43.1	36	23	21	2	4	24	46	8	1	.224
2018	GCL Phillies-W	1-0	3.00	2	2	0	0	0	9.0	5	3	3	0	2	5	8	0	0	.152
2019	Injured – Did not pitch																		
<b>Minors Totals</b>		<b>6-4</b>	<b>4.83</b>	<b>33</b>	<b>2</b>	<b>0</b>	<b>0</b>	<b>0</b>	<b>69.0</b>	<b>64</b>	<b>41</b>	<b>37</b>	<b>3</b>	<b>7</b>	<b>40</b>	<b>64</b>	<b>11</b>	<b>2</b>	<b>.243</b>

**AVILA, KLIUBERT ALEJANDRO...** C... **B-T:** R-R... **HT:** 5-10; **WT:** 170... **BORN:** May 19, 2003, Caracas, VZ... **RESIDES:** Distrito Capital, VZ... **HOW OBTAINED:** Signed by Phillies as an amateur free agent, 11/27/19... **SIGNED BY:** Carlos Salas and Rafael Álvarez.

**AZUAJE, ALEXEIS GERUÁN...** INF... **B-T:** R-R... **HT:** 5-10; **WT:** 155... **BORN:** April 24, 2002, Ocumare, VZ... **RESIDES:** San Francisco de Yare, VZ... **HOW OBTAINED:** Signed by Phillies as an amateur free agent, 7/2/18... **SIGNED BY:** Rafael Álvarez and Ebert Velásquez.

**2019:** Made his professional debut with Dominican Summer League Phillies Red (R)... Defensively, made starts at 2nd base (26), 3rd base (2) and SS (17)... Participated in Florida Instructional League.

YEAR	CLUB	AVG	G	AB	R	H	2B	3B	HR	RBI	SH	SF	HP	BB	SO	SB	CS	OBP	SLG	OPS	E
2019	DSL Phillies-R	.281	49	185	41	52	14	3	5	19	0	3	6	4	41	13	3	.313	.470	.783	12

**BARBER, ALBERTUS...** RHP... B-T: R-R... HT: 6-1; WT: 185... BORN: February 18, 1996, Kent, WA... RESIDES: Kent... HOW OBTAINED: Signed by Phillies as a non-drafted free agent, 6/11/19... SIGNED BY: Zach Friedman... EDUCATION: 2018 graduate of Oklahoma Baptist University.

2019: Made his professional debut with Gulf Coast League Phillies East (R)... Debuted with Williamsport (A) on 7/5... Finished season with Lakewood (A)... Ended season with a 16.2-inning scoreless streak that spanned 14 games beginning on 7/8.

YEAR	CLUB	W-L	ERA	G	GS	CG	SHO	SV	IP	H	R	ER	HR	HB	BB	SO	WP	BK	AVG
2019	GCL Phillies-E	0-0	3.00	2	0	0	0	0	3.0	2	1	1	0	0	2	4	0	0	.182
	Williamsport	0-0	1.69	4	0	0	0	1	5.1	5	1	1	0	0	1	9	1	0	.250
	Lakewood	4-0	0.00	11	0	0	0	0	12.1	9	0	0	0	0	2	10	0	0	.220
<b>Minors Totals</b>		<b>4-0</b>	<b>0.87</b>	<b>17</b>	<b>0</b>	<b>0</b>	<b>0</b>	<b>1</b>	<b>20.2</b>	<b>16</b>	<b>2</b>	<b>2</b>	<b>0</b>	<b>0</b>	<b>5</b>	<b>23</b>	<b>1</b>	<b>0</b>	<b>.222</b>

**BARBOZA, EDWARD DAVID...** C... B-T: R-R... HT: 5-11; WT: 175... BORN: April 2, 2001, Ciudad Ojeda, VZ... RESIDES: Ciudad Ojeda... HOW OBTAINED: Signed by Phillies as an amateur free agent, 2/23/18... SIGNED BY: Rómulo Oliveros.

2019: Spent entire season with Dominican Summer League Phillies White (R)... Made appearances at catcher (30 games/24 starts), 1st base (4 games/1 start) and RF (1 game)... Caught 21 runners in 55 SB attempts (38.2%)... Hit .348 (16-46) with RISP... 2018: Began professional career with DSL Phillies Red... Caught 10 of 35 (28.6%) runners attempting to steal.

YEAR	CLUB	AVG	G	AB	R	H	2B	3B	HR	RBI	SH	SF	HP	BB	SO	SB	CS	OBP	SLG	OPS	E
2018	DSL Phillies-R	.226	20	62	7	14	2	1	0	5	0	0	1	6	15	3	1	.304	.290	.595	2
2019	DSL Phillies-W	.302	42	126	21	38	7	1	2	21	1	2	6	17	21	6	2	.404	.421	.825	4
<b>Minors Totals</b>		<b>.277</b>	<b>62</b>	<b>188</b>	<b>28</b>	<b>52</b>	<b>9</b>	<b>2</b>	<b>2</b>	<b>26</b>	<b>1</b>	<b>2</b>	<b>7</b>	<b>23</b>	<b>36</b>	<b>9</b>	<b>3</b>	<b>.373</b>	<b>.378</b>	<b>.750</b>	<b>6</b>

**BARRIA, ERICK JAVIER...** SS... B-T: R-R... HT: 5-11; WT: 155... BORN: January 31, 2003, David, Panama... RESIDES: David... HOW OBTAINED: Signed by Phillies as an amateur free agent, 2/7/20... SIGNED BY: Jesús Méndez and Abdiel Ramos.

**BAYLOR, JAMARI ELLIS...** SS... B-T: R-R... HT: 5-11; WT: 190... BORN: August 25, 2000, Richmond, VA... RESIDES: Sanford, FL... HOW OBTAINED: Selected by Phillies in the 3rd round of June 2019 draft... SIGNED BY: Kellan McKeon... EDUCATION: 2019 graduate of Benedictine College Preparatory School (VA).

2019: Made his professional debut with Gulf Coast League Phillies West (R).

YEAR	CLUB	AVG	G	AB	R	H	2B	3B	HR	RBI	SH	SF	HP	BB	SO	SB	CS	OBP	SLG	OPS	E
2019	GCL Phillies-W	.273	4	11	4	3	2	0	0	0	0	0	0	1	2	0	0	.333	.455	.788	0

**BEAUCHAMP, CAMERON JOSEPH (Cam)...** LHP... B-T: L-L... HT: 6-2; WT: 220... BORN: March 13, 1998, Peru, IN... RESIDES: Peru... HOW OBTAINED: Selected by Phillies in 36th round of June 2019 draft... SIGNED BY: Justin Morgenstern... EDUCATION: Attended Indiana University.

2019: Made his professional debut with Gulf Coast League Phillies East (R).

YEAR	CLUB	W-L	ERA	G	GS	CG	SHO	SV	IP	H	R	ER	HR	HB	BB	SO	WP	BK	AVG
2019	GCL Phillies-E	0-0	1.23	5	0	0	0	0	7.1	5	1	1	0	0	2	5	1	0	.192

**BELL, BRENDAN JOHN...** RHP... B-T: R-R... HT: 6-0; WT: 195... BORN: March 11, 2000, Coral Springs, FL... RESIDES: Ocala, FL... HOW OBTAINED: Selected by Phillies in 37th round of June 2019 draft... SIGNED BY: Jeff Zona Jr... EDUCATION: Attended College of Central Florida.

2019: Began his professional career with Gulf Coast League Phillies East (R).

YEAR	CLUB	W-L	ERA	G	GS	CG	SHO	SV	IP	H	R	ER	HR	HB	BB	SO	WP	BK	AVG
2019	GCL Phillies-E	1-1	6.62	14	0	0	0	0	17.2	20	15	13	1	5	10	10	3	0	.294

**BETANCOURT, CARLOS EDUARDO...** RHP... B-T: R-R... HT: 6-1; WT: 160... BORN: March 27, 2001, Cumana, VZ... RESIDES: Cumana... HOW OBTAINED: Signed by Phillies as an amateur free agent, 7/2/17... SIGNED BY: Ebert Velásquez.

2019: Spent entire season with Gulf Coast League Phillies East (R)... Held LHH to a .182 AVG (8-44) and a .405 OPS... Participated in Florida Instructional League... 2018: Made his professional debut with Dominican Summer League Phillies White (R)... 2017: Participated in FIL.

YEAR	CLUB	W-L	ERA	G	GS	CG	SHO	SV	IP	H	R	ER	HR	HB	BB	SO	WP	BK	AVG
2018	DSL Phillies-W	0-2	4.50	4	4	0	0	0	14.0	16	9	7	0	1	10	8	4	0	.302
2019	GCL Phillies-E	0-3	4.06	10	9	0	0	0	31.0	29	18	14	2	3	14	32	4	0	.236
<b>Minors Totals</b>		<b>0-5</b>	<b>4.20</b>	<b>14</b>	<b>13</b>	<b>0</b>	<b>0</b>	<b>0</b>	<b>45.0</b>	<b>45</b>	<b>27</b>	<b>21</b>	<b>2</b>	<b>4</b>	<b>24</b>	<b>40</b>	<b>8</b>	<b>0</b>	<b>.256</b>

SCOUTING & PLAYER DEV.

**BETTENCOURT, TREVOR THOMAS...** RHP... B-T: R-R... HT: 6-0; WT: 195... BORN: July 21, 1994, San Jose, CA... RESIDES: San Jose... HOW OBTAINED: Selected by Phillies in 25th round of June 2016 draft... SIGNED BY: Shane Bowers... EDUCATION: Attended UC Santa Barbara.

**2019:** Opened season with Reading (AA)... Was placed on the IL, 4/8, and missed remainder of the season with a right elbow strain... **2018:** Began season with Reading... Posted a 2.57 ERA (4 ER, 14.0 IP) in his first 8 games of the season... Was on the IL from 5/8-8/3 with a right shoulder strain; included a rehab assignment at Gulf Coast League Phillies East (R)... Transferred to Clearwater (A) on 8/4 for remainder of season... Did not allow an earned run over his final 14.2 innings (8 games) of the season... Struck out at least 1 batter in 22 of his 24 relief appearances overall... **2017:** Selected as a South Atlantic League midseason All-Star... Began season with Lakewood (A)... Logged a 17.0-inning scoreless streak (11 games) with 31 SO from 4/11-5/30... Named Phillies Minor League Pitcher of the Week, 5/15-21... Was on the IL, 4/16-28 (left oblique muscle strain)... Promoted to Clearwater on 7/12 for remainder of season... Held opponents hitless (0-12) with RISP and did not surrender a run in 8 road games (12.0 IP) with Clearwater... Pitched for Glendale in the Arizona Fall League... **2016:** Began professional career with Williamsport (A).

YEAR	CLUB	W-L	ERA	G	GS	CG	SHO	SV	IP	H	R	ER	HR	HB	BB	SO	WP	BK	AVG
2016	Williamsport	0-0	0.00	2	0	0	0	0	2.1	0	0	0	0	0	1	2	0	0	.000
2017	Lakewood	3-2	3.28	25	0	0	0	8	35.2	32	14	13	1	2	5	55	6	0	.239
	Clearwater	2-0	1.57	16	0	0	0	2	23.0	13	4	4	2	1	4	22	2	0	.157
2018	Reading	1-0	3.18	11	0	0	0	2	17.0	14	6	6	2	0	9	18	4	1	.226
	GCL Phillies-E	0-0	4.91	3	0	0	0	0	3.2	2	2	2	0	1	1	4	0	0	.154
	Clearwater	1-1	0.53	10	0	0	0	0	17.0	13	5	1	0	0	2	21	2	1	.213
2019	Reading	0-0	3.38	2	0	0	0	0	2.2	3	1	1	0	0	2	5	0	0	.273
<b>Minors Totals</b>		<b>7-3</b>	<b>2.40</b>	<b>69</b>	<b>0</b>	<b>0</b>	<b>0</b>	<b>12</b>	<b>101.1</b>	<b>77</b>	<b>32</b>	<b>27</b>	<b>5</b>	<b>4</b>	<b>24</b>	<b>127</b>	<b>14</b>	<b>2</b>	<b>.208</b>

**BIDO, NATHANAEL...** LHP... B-T: L-L... HT: 6-2; WT: 190... BORN: June 22, 1997, Santo Domingo, DR... RESIDES: Santo Domingo... HOW OBTAINED: Signed by Phillies as an amateur free agent, 4/25/18... SIGNED BY: Carlos Salas and Franklin Felida.

**2019:** Did not pitch due to an abdominal hernia... **2018:** Began professional career with Dominican Summer League Phillies White (R)... Earned first pro win, 6/25 vs DSL Brewers.

YEAR	CLUB	W-L	ERA	G	GS	CG	SHO	SV	IP	H	R	ER	HR	HB	BB	SO	WP	BK	AVG
2018	DSL Phillies-W	1-1	3.75	17	0	0	0	0	24.0	25	13	10	1	3	16	22	6	2	.275
2019	Injured – Did not pitch																		
<b>Minors Totals</b>		<b>1-1</b>	<b>3.75</b>	<b>17</b>	<b>0</b>	<b>0</b>	<b>0</b>	<b>0</b>	<b>24.0</b>	<b>25</b>	<b>13</b>	<b>10</b>	<b>1</b>	<b>3</b>	<b>16</b>	<b>22</b>	<b>6</b>	<b>2</b>	<b>.275</b>

**BLANC, RAULYN ALEXANDER...** INF... B-T: S-R... HT: 5-10; WT: 168... BORN: July 10, 2001, Loma de Cabrera, DR... RESIDES: Santo Domingo, DR... HOW OBTAINED: Signed by Phillies as an amateur free agent, 12/14/18... SIGNED BY: Carlos Salas and Andrés Hiraldo.

**2019:** Began his professional career with Dominican Summer League Phillies White (R)... Ranked T-9th in games (66) in the DSL... Defensively, played 2nd base, 3rd base, SS, LF and RF.

YEAR	CLUB	AVG	G	AB	R	H	2B	3B	HR	RBI	SH	SF	HP	BB	SO	SB	CS	OBP	SLG	OPS	E
2019	DSL Phillies-W	.234	66	209	29	49	10	3	0	25	4	2	3	39	64	17	7	.360	.311	.671	22

**BLANCO, JEISON JAVIER...** RHP... B-T: R-R... HT: 6-1; WT: 180... BORN: January 3, 1998, Caracas, VZ... RESIDES: Higuerote, VZ... HOW OBTAINED: Signed by Phillies as an amateur free agent, 8/12/16... SIGNED BY: Jesús Méndez.

**2019:** Missed the entire season (right shoulder surgery)... **2018:** Did not pitch (right shoulder surgery)... **2017:** Began professional career with Dominican Summer League Phillies Red (R).

YEAR	CLUB	W-L	ERA	G	GS	CG	SHO	SV	IP	H	R	ER	HR	HB	BB	SO	WP	BK	AVG
2017	DSL Phillies-R	0-0	9.00	1	0	0	0	0	2.0	2	2	2	0	0	2	1	1	0	.286
2018	Injured – Did not pitch																		
2019	Injured – Did not pitch																		
<b>Minors Totals</b>		<b>0-0</b>	<b>9.00</b>	<b>1</b>	<b>0</b>	<b>0</b>	<b>0</b>	<b>0</b>	<b>2.0</b>	<b>2</b>	<b>2</b>	<b>2</b>	<b>0</b>	<b>0</b>	<b>2</b>	<b>1</b>	<b>1</b>	<b>0</b>	<b>.286</b>

**BRAZOBAN, CAMILO...** RHP... B-T: R-R... HT: 6-1; WT: 190... BORN: October 15, 1998, Cotuí, DR... RESIDES: Cotuí... HOW OBTAINED: Signed by Phillies as an amateur free agent, 11/16/18... SIGNED BY: Carlos Salas and Bernardo Pérez.

**2019:** Began professional career with Dominican Summer League Phillies Red (R).

YEAR	CLUB	W-L	ERA	G	GS	CG	SHO	SV	IP	H	R	ER	HR	HB	BB	SO	WP	BK	AVG
2019	DSL Phillies-R	0-0	3.68	6	0	0	0	0	7.1	7	6	3	1	1	8	7	2	1	.241

**BRAZÓN, EMILIANO JOSÉ...** RHP... B-T: R-R... HT: 6-2; WT: 165... BORN: February 2, 2000, El Pilar, VZ... RESIDES: Carupano, VZ... **HOW OBTAINED:** Signed by Phillies as an amateur free agent, 12/13/17... **SIGNED BY:** William Mota.

**2019:** Made his professional debut with Dominican Summer League Phillies Red (R)... **2018:** Did not pitch... Was on the restricted list from 6/2-10/24.

YEAR	CLUB	W-L	ERA	G	GS	CG	SHO	SV	IP	H	R	ER	HR	HB	BB	SO	WP	BK	AVG	
2018	Did not pitch																			
2019	DSL Phillies-R	0-0	6.75	4	0	0	0	0	4.0	4	3	3	1	1	2	2	1	0	.250	
<b>Minors Totals</b>		<b>0-0</b>	<b>6.75</b>	<b>4</b>	<b>0</b>	<b>0</b>	<b>0</b>	<b>0</b>	<b>4.0</b>	<b>4</b>	<b>3</b>	<b>3</b>	<b>1</b>	<b>1</b>	<b>2</b>	<b>2</b>	<b>1</b>	<b>0</b>	<b>.250</b>	

**BRITO, DANIEL ALEJANDRO...** INF... B-T: L-R... HT: 6-1; WT: 170... BORN: January 23, 1998, Ciudad Guayana, VZ... RESIDES: Puerto de Ordaz, VZ... **HOW OBTAINED:** Signed by Phillies as an amateur free agent, 7/17/14... **SIGNED BY:** Carlos Salas.

**2019:** Spent entire season with Clearwater (A)... Named Phillies Minor League Player of the Week, 5/13-19... Defensively, made starts at 2nd base (65), 3rd base (7) and SS (29)... Posted a .993 fielding percentage at 2nd base (2 errors in 274 total chances)...

**2018:** Won a Minor League Baseball Gold Glove Award at 2nd base after posting the highest fielding percentage (.988) among qualifying 2nd basemen across all of MiLB... Led all South Atlantic League 2nd basemen in double plays turned (64)... Selected as a Phillies Organization All-Star by MiLB.com... Named Phillies Minor League Defender and Co-Defender of the Month for April and June, respectively... Began season with Lakewood (A)... Collected a season-high 4 hits on 7/16 vs Columbia... Promoted to Clearwater on 8/3 for remainder of season... **2017:** Spent entire season with Lakewood... Named Phillies Minor League Player of the Week, 4/6-16... Led all qualifying 2nd basemen in South Atlantic League with a .977 fielding percentage... Hit .327 (.32-98) in 24 games during April, including 10 multi-hit contests... Collected a season-high 4 hits on 7/1 vs Hagerstown... Logged a 10-game hitting streak (.308 AVG, 12-39) from 8/10-23... Tied for team lead in BB... **2016:** Spent entire season with Gulf Coast League Phillies (R)... Named a GCL postseason All-Star... Led all Phillies short-season minor leaguers in AVG and triples... Ranked 2nd in the GCL in runs, T-5th in total bases (80), 6th in hits, T-6th in triples and 10th in AB... Recorded 15 multi-hit games... Batted .438 (7-16) in 4 postseason games... Participated in Florida Instructional League... **2015:** Began professional career with the Dominican Summer League Phillies (R)... Led all Phillies short-season minor leaguers in BB... Participated in FIL... **2014:** Participated in FIL.

YEAR	CLUB	AVG	G	AB	R	H	2B	3B	HR	RBI	SH	SF	HP	BB	SO	SB	CS	OBP	SLG	OPS	E
2015	DSL Phillies	.269	60	212	33	57	10	3	0	19	4	1	5	35	22	8	9	.383	.344	.727	3
2016	GCL Phillies	.284	47	190	35	54	10	5	2	25	1	2	1	21	27	7	2	.355	.421	.776	8
2017	Lakewood	.239	112	447	54	107	15	1	6	32	4	2	5	33	95	12	9	.298	.318	.616	12
2018	Lakewood	.252	92	329	33	83	13	2	4	31	5	5	2	27	64	15	6	.309	.340	.649	4
	Clearwater	.250	27	92	8	23	5	2	0	7	0	1	1	6	19	1	1	.300	.348	.648	2
2019	Clearwater	.243	103	342	37	83	14	1	4	32	4	5	6	22	73	6	10	.296	.325	.621	7
<b>Minors Totals</b>		<b>.252</b>	<b>441</b>	<b>1612</b>	<b>200</b>	<b>407</b>	<b>67</b>	<b>14</b>	<b>16</b>	<b>146</b>	<b>18</b>	<b>16</b>	<b>20</b>	<b>144</b>	<b>300</b>	<b>49</b>	<b>37</b>	<b>.319</b>	<b>.341</b>	<b>.660</b>	<b>36</b>

**BRITO, ERICK LEONARDO...** INF... B-T: R-R... HT: 5-10; WT: 134... BORN: May 25, 2002, Guayana, VZ... RESIDES: Guayana... **HOW OBTAINED:** Signed by Phillies as an amateur free agent, 11/29/18... **SIGNED BY:** Rafael Álvarez and Ebert Velásquez.

**2019:** Began his professional career with Dominican Summer League Phillies White (R)... Defensively, made appearances at 2nd base, 3rd base, SS and LF.

YEAR	CLUB	AVG	G	AB	R	H	2B	3B	HR	RBI	SH	SF	HP	BB	SO	SB	CS	OBP	SLG	OPS	E
2019	DSL Phillies-W	.269	21	52	7	14	3	0	0	5	1	1	3	15	9	1	4	.451	.327	.778	4

**BROWN, AARON JOSHUA...** LHP... B-T: L-L... HT: 6-2; WT: 223... BORN: June 20, 1992, West Hills, CA... RESIDES: West Hills... **HOW OBTAINED:** Selected by Phillies in 3rd round of June 2014 draft... **SIGNED BY:** Shane Bowers... **EDUCATION:** Attended Pepperdine University (CA)... **MISC:** Originally selected by CLE in 30th round of June 2013 draft and by PIT in 17th round of June 2011 draft, but did not sign either time.

**2019:** Spent entire season with Reading (AA)... Ranked T-5th in games in the Eastern League... Averaged 11.05 SO/9.0 IP... Limited RHH to a .200 AVG (30-150) and a .260 SLG... Was 2nd on Reading with 17 games finished... **2018:** Began season with Clearwater (A)... Posted a 0.59 ERA (1 ER, 15.1 IP) in 10 relief appearances from 4/24-5/25... On 7/2, promoted to Reading, where he finished the season... With Reading, held LHH to a .167 AVG (5-30) with 0 XBH... **2017:** Opened season as an outfielder with Reading... Hit .295 (13-44) in 13 home games... Converted to a pitcher during season and was transferred to Gulf Coast League Phillies (R) on 6/15... Made his pro pitching debut on 7/6 vs GCL Pirates... Promoted to Clearwater on 7/27... Recorded at least 1 SO in 8 of his 10 games with Clearwater... Participated in Florida Instructional League and pitched for Glendale in Arizona Fall League... **2016:** Began season with Reading... Batted .304 (21-69), 5 2B, 3B, HR over 22 games in May... Was on the IL, 7/10-8/7 (right wrist sprain); included a rehab assignment with the GCL Phillies... Transferred to Clearwater on 8/8... Reached base safely in 17 of his 20 games (.402 OBP)... Promoted to Reading on 8/28 for remainder of season... Played for Scottsdale in AFL... **2015:** Spent entire season with Clearwater... Was on the IL, 4/29-5/11 (right hip strain)... Finished T-7th in the Florida State League in HR, 8th in SLG (.406) and 9th in OPS (.730)... Named Phillies Minor League Player of the Week, 8/17-23... Recorded 27 multi-hit games... Played for Glendale in AFL... **2014:** Began pro career with Williamsport (A)... Selected as Phillies Minor League Player of the Week, 8/11-17... Hit safely in 34 of 47 games before being promoted to Lakewood (A), 8/14... Had 9 hits in his first 16 AB with Lakewood (.563 AVG)... Following the season, named the 9th-best prospect in Phillies minor league system by *Baseball America*... Participated in FIL.

**BROWN, AARON (continued)**

YEAR	CLUB	W-L	ERA	G	GS	CG	SHO	SV	IP	H	R	ER	HR	HB	BB	SO	WP	BK	AVG
2017	GCL Phillies	0-0	3.38	4	0	0	0	0	5.1	2	3	2	0	0	8	6	1	0	.118
	Clearwater	0-1	5.27	10	0	0	0	0	13.2	17	12	8	1	3	11	14	3	0	.309
2018	Clearwater	2-4	4.91	28	0	0	0	4	36.2	46	23	20	4	1	17	41	6	0	.307
	Reading	1-2	4.88	18	0	0	0	1	24.0	16	15	13	1	4	23	17	2	0	.203
2019	Reading	5-4	3.82	45	0	0	0	2	66.0	58	35	28	6	2	35	81	3	0	.239
<b>Minors Totals</b>		<b>8-11</b>	<b>4.39</b>	<b>105</b>	<b>0</b>	<b>0</b>	<b>0</b>	<b>7</b>	<b>145.2</b>	<b>139</b>	<b>88</b>	<b>71</b>	<b>12</b>	<b>10</b>	<b>94</b>	<b>159</b>	<b>15</b>	<b>0</b>	<b>.256</b>

YEAR	CLUB	AVG	G	AB	R	H	2B	3B	HR	RBI	SH	SF	HP	BB	SO	SB	CS	OBP	SLG	OPS	E
2014	Williamsport	.256	47	180	23	46	7	1	3	16	0	1	6	6	41	8	4	.301	.356	.657	2
	Lakewood	.309	14	55	3	17	6	0	1	5	0	1	2	1	19	0	1	.339	.473	.812	1
2015	Clearwater	.257	110	389	52	100	17	4	11	47	2	3	13	27	88	10	8	.324	.406	.730	2
2016	Reading	.224	74	228	39	51	14	4	3	27	6	1	8	22	63	2	4	.313	.360	.673	4
	GCL Phillies	.273	3	11	0	3	0	0	0	1	0	0	0	0	2	0	0	.273	.273	.546	0
	Clearwater	.304	20	69	9	21	0	0	2	12	0	1	1	11	19	3	0	.402	.391	.793	3
2017	Reading	.222	28	90	6	20	3	0	2	8	0	0	1	1	34	0	1	.239	.322	.561	2
<b>Minors Totals</b>		<b>.252</b>	<b>296</b>	<b>1022</b>	<b>132</b>	<b>258</b>	<b>47</b>	<b>9</b>	<b>22</b>	<b>116</b>	<b>8</b>	<b>7</b>	<b>31</b>	<b>68</b>	<b>266</b>	<b>23</b>	<b>18</b>	<b>.316</b>	<b>.381</b>	<b>.697</b>	<b>14</b>

(Hitting stats from seasons as position player only)

**BROWN, ANDREW MASON... RHP... B-T: R-R... HT: 6-1; WT: 180... BORN: October 24, 1997, San Diego, CA... RESIDES: Alpine, CA... HOW OBTAINED: Selected by Phillies in 13th round of June 2016 draft... SIGNED BY: Mike Garcia... EDUCATION: 2016 graduate of Granite Hills HS (CA).**

**2019:** Spent entire season with Clearwater (A)... Ranked T-10th in games started in the Florida State League... Ranked 2nd on Clearwater in innings pitched... **2018:** Named Phillies Minor League Pitcher of the Week, 7/9-15... Spent majority of the season with Lakewood (A)... Notched first pro CG (6.0 IP) on 7/22 at Hagerstown (gm 1)... In 10 starts with Lakewood, went 5-2 with a 1.81 ERA (12 ER, 59.2 IP) and held opponents to a .193 AVG... Made 2 postseason starts for Lakewood, including Game 3 of the South Atlantic League Championship Series, 9/13 vs Lexington... **2017:** Spent entire season with Williamsport (A)... Went 4-3 with a 2.85 ERA (17 ER, 53.2 IP) in 10 starts... Held RHH to a .206 AVG (27-131)... Posted a 2.76 ERA (10 ER, 32.2 IP) in his last 6 starts of season... **2016:** Began professional career with Gulf Coast League Phillies (R)... Allowed only 1 ER in 18.1 of his 19.2 IP (0.49 ERA)... 9 of his 11 relief appearances were 2.0 innings or more... Participated in Florida Instructional League.

YEAR	CLUB	W-L	ERA	G	GS	CG	SHO	SV	IP	H	R	ER	HR	HB	BB	SO	WP	BK	AVG
2016	GCL Phillies	0-0	2.75	11	0	0	0	0	19.2	18	7	6	0	1	5	20	2	1	.257
2017	Williamsport	4-4	3.11	13	10	0	0	0	63.2	56	26	22	4	5	19	47	3	1	.236
2018	Lakewood	6-3	2.10	14	10	1	0	0	68.2	49	19	16	2	2	16	58	1	1	.199
	Clearwater	0-0	2.25	1	1	0	0	0	4.0	4	1	1	0	0	1	2	0	0	.286
2019	Clearwater	5-7	6.17	24	20	0	0	0	100.2	128	74	69	8	7	37	66	5	0	.314
<b>Minors Totals</b>		<b>15-14</b>	<b>4.00</b>	<b>63</b>	<b>41</b>	<b>1</b>	<b>0</b>	<b>0</b>	<b>256.2</b>	<b>255</b>	<b>127</b>	<b>114</b>	<b>14</b>	<b>15</b>	<b>78</b>	<b>193</b>	<b>11</b>	<b>3</b>	<b>.262</b>

**BROWN, BENJAMIN GERALD (Ben)... RHP... B-T: R-R... HT: 6-6; WT: 210... BORN: September 9, 1999, East Setauket, NY... RESIDES: East Setauket... HOW OBTAINED: Selected by Phillies in 33rd round of June 2017 draft... SIGNED BY: Alex Agostino... EDUCATION: 2017 graduate of Ward Melville HS (NY).**

**2019:** Made 4 scoreless appearances (1 start) for Lakewood (A) before missing the rest of the season due to a right elbow sprain... **2018:** Began season with Gulf Coast League Phillies West (R)... Ranked 3rd in the GCL in strikeouts and 9th in innings pitched... Named Phillies Minor League Pitcher of the Week, 7/23-29... Recorded a career-high 16 strikeouts on 7/24 at GCL Tigers East (6.0 IP, 2 H, 0 R, BB)... Posted a 1.80 ERA (6 ER, 30.0 IP) in his first 6 games (5 GS) of the season... Averaged 11.39 SO/9.0 IP (62 SO, 49.0 IP) at the GCL level... On 8/25, promoted to Williamsport (A), where he finished the season... Participated in Florida Instructional League... **2017:** Made his professional debut with GCL Phillies... 8 of his 10 relief outings were scoreless... Did not surrender a run in 4 road games (7.0 IP)... Participated in FIL.

YEAR	CLUB	W-L	ERA	G	GS	CG	SHO	SV	IP	H	R	ER	HR	HB	BB	SO	WP	BK	AVG
2017	GCL Phillies	0-0	2.57	10	0	0	0	0	14.0	14	4	4	0	1	6	10	1	0	.269
2018	GCL Phillies-W	4-2	3.12	10	8	1	0	0	49.0	43	21	17	2	1	15	62	5	0	.230
	Williamsport	0-2	7.04	2	2	0	0	0	7.2	9	7	6	1	0	5	3	3	0	.281
2019	Lakewood	0-0	0.00	4	1	0	0	0	13.2	11	0	0	0	0	3	20	0	1	.216
<b>Minors Totals</b>		<b>4-4</b>	<b>2.88</b>	<b>26</b>	<b>11</b>	<b>1</b>	<b>0</b>	<b>0</b>	<b>84.1</b>	<b>77</b>	<b>32</b>	<b>27</b>	<b>3</b>	<b>2</b>	<b>29</b>	<b>95</b>	<b>9</b>	<b>1</b>	<b>.239</b>



**BURCH, TYLER JORDAN**... RHP... B-T: R-R... HT: 6-2; WT: 190... BORN: September 2, 1997, Riverside, CA... RESIDES: Lewiston, ID... HOW OBTAINED: Signed by Phillies as a non-drafted free agent, 6/12/19... SIGNED BY: Zach Friedman... EDUCATION: 2019 graduate of Lewis-Clark State College (ID).

**2019:** Made his professional debut with Gulf Coast League Phillies West (R)... In his first pro game, was part of GCL Phillies West's combined non-hitter, retiring all 3 batters he faced in the 9th inning at GCL Phillies East on 6/26... Spent the rest of season with Williamsport (A)... Tossed more than 1.0 inning in all 7 relief appearances with Williamsport, which included 5 outings of at least 3.0 IP... Participated in Florida Instructional League.

YEAR	CLUB	W-L	ERA	G	GS	CG	SHO	SV	IP	H	R	ER	HR	HB	BB	SO	WP	BK	AVG
2019	GCL Phillies-W	0-0	0.00	1	0	0	0	0	1.0	0	0	0	0	0	0	2	0	0	.000
	Williamsport	4-1	1.56	11	4	0	0	1	34.2	29	8	6	2	1	6	32	1	1	.230
<b>Minors Totals</b>		<b>4-1</b>	<b>1.51</b>	<b>12</b>	<b>4</b>	<b>0</b>	<b>0</b>	<b>1</b>	<b>35.2</b>	<b>29</b>	<b>8</b>	<b>6</b>	<b>2</b>	<b>1</b>	<b>6</b>	<b>34</b>	<b>1</b>	<b>1</b>	<b>.225</b>

**BURKE, CHRISTOPHER JAMES**... C... B-T: L-R... HT: 5-11; WT: 180... BORN: August 16, 2001, Melbourne, Australia... HOW OBTAINED: Signed by Phillies as an amateur free agent, 7/22/19... SIGNED BY: Howard Norsetter.

**BUSTAMANTE, CARLOS ALBERTO**... RHP... B-T: R-R... HT: 6-0; WT: 190... BORN: September 25, 1994, Navojoa, MX... RESIDES: Huatabampo, MX... HOW OBTAINED: Signed by Phillies as a minor league free agent, 12/24/19; originally signed by ARI as an amateur free agent, 7/5/16... SIGNED BY: Francisco Cartaya.

**2019:** Named Reliever of the Year in the Mexican League... Pitched for Monclova (Acereros del Norte, AAA)... Was a MXL midseason All-Star... Ranked 3rd in the MXL in saves... Averaged 12.31 SO/9.0 IP... Following the season, pitched for Navojoa in the Mexican Pacific Winter League... **2018:** Spent season in ARI's organization... Began season with Kane County (A)... Finished year with Visalia (A)... Averaged 11.59 SO/9.0 IP... **2017:** Combined to post a 0.31 ERA, 0.75 WHIP and held opponents to a .163 AVG in 17 games (1 start) with Arizona League D-backs (R), Missoula (R) and Kane County... Following the season, pitched for Navojoa in the MPWL... **2016:** Pitched for Puebla (AAA) in the MXL... Signed with ARI's organization and was on restricted list, 7/19-9/14... Following the season, pitched for Navojoa in the MPWL... **2015:** Was his 4th consecutive season with Quintana Roo (AAA) in the MXL... Following the season, pitched for Navojoa in the MPWL... **2014:** Spent his 3rd year with Quintana Roo... Also pitched for Navojoa in the MPWL... **2013:** Appeared in 40 games with Quintana Roo... **2012:** Began professional career with Quintana Roo... Following the season, pitched for Navojoa in the MPWL.

YEAR	CLUB	W-L	ERA	G	GS	CG	SHO	SV	IP	H	R	ER	HR	HB	BB	SO	WP	BK	AVG
2012	Quintana Roo	0-0	4.50	2	0	0	0	0	2.0	1	1	1	0	0	2	2	1	0	.125
2013	Quintana Roo	3-0	5.31	40	0	0	0	0	39.0	43	24	23	5	2	20	33	8	1	.289
2014	Quintana Roo	0-2	8.10	11	0	0	0	0	6.2	8	8	6	2	0	4	6	2	0	.296
2015	Quintana Roo	2-2	2.84	24	8	0	0	0	66.2	70	26	21	5	4	13	50	9	0	.281
2016	Puebla	4-2	4.24	49	0	0	0	2	51.0	55	30	24	2	3	19	39	5	0	.274
2017	AZL D-backs	0-0	0.00	1	0	0	0	0	1.0	0	0	0	0	0	0	3	0	0	.000
	Missoula	0-0	0.00	10	0	0	0	3	12.0	7	1	0	0	0	4	13	1	0	.175
	Kane County	1-1	0.55	6	1	0	0	1	16.1	9	1	1	0	0	2	16	0	0	.164
2018	Kane County	2-1	4.66	19	0	0	0	4	29.0	31	16	15	2	0	12	38	4	0	.277
	Visalia	0-0	5.01	22	0	0	0	1	32.1	29	18	18	2	1	14	41	4	0	.232
2019	Monclova	1-3	2.57	47	0	0	0	27	49.0	42	18	14	6	1	16	67	7	0	.230
<b>Minors Totals</b>		<b>13-11</b>	<b>3.63</b>	<b>231</b>	<b>9</b>	<b>0</b>	<b>0</b>	<b>38</b>	<b>305.0</b>	<b>295</b>	<b>143</b>	<b>123</b>	<b>24</b>	<b>11</b>	<b>106</b>	<b>308</b>	<b>41</b>	<b>1</b>	<b>.256</b>

**CABRAL, EDGAR EMMANUEL**... C... B-T: R-R... HT: 5-11; WT: 210... BORN: September 12, 1995, Burbank, CA... RESIDES: Littlerock, CA... HOW OBTAINED: Selected by Phillies in 11th round of June 2015 draft... SIGNED BY: Demerius Pittman... EDUCATION: 2015 graduate of Mt. San Antonio College (CA)... MISC: Originally selected by TOR in 33rd round of June 2013 draft, but did not sign.

**2019:** Appeared in 21 games with Clearwater (A) through 5/22 before missing the rest of the season with right elbow inflammation... Caught 9 runners in 21 SB attempts (42.9%)... Had a multi-HR game on 5/11 at Dunedin... **2018:** Was a non-roster invitee to Phillies spring training... Spent entire season with Clearwater... Hit safely in 9 of his first 10 games of the season... Reached base safely in 20 consecutive games (.375 OBP) from 4/12-5/30... Caught 22 of 76 (28.9%) attempted base stealers... Posted a .994 fielding percentage in 60 games at catcher... Had 2 IL stints: 4/17-27 (right thigh strain) and 7/3-9 (lower back strain)... **2017:** Began season with Lakewood (A)... Selected as a South Atlantic League midseason All-Star... Named Phillies Minor League Player of the Week, 6/5-11... Threw out 46.3% of attempted base stealers (36-67)... Promoted to Clearwater on 7/27 for remainder of the season... Batted .313 (21-67), 4 2B, 2 HR, 12 RBI, 15 R and an .860 OPS over 19 August games... Hit .385 (10-26) vs LHP with Clearwater... Played in 14 games for Glendale in the Arizona Fall League (.298, 14-47, 2 2B, 4 RBI)... **2016:** Spent the entire season with Lakewood... Batted .283 (13-46) in his final 14 games... Was on the IL, 7/14-8/5 (right ankle sprain)... Participated in the Florida Instructional League... **2015:** Began his professional career with the Gulf Coast League Phillies (R)... Slugged his 1st professional HR, 7/11 at GCL Pirates... Participated in FIL.

YEAR	CLUB	AVG	G	AB	R	H	2B	3B	HR	RBI	SH	SF	HP	BB	SO	SB	CS	OBP	SLG	OPS	E
2015	GCL Phillies	.281	38	96	13	27	6	0	2	14	0	0	3	8	6	0	0	.355	.406	.761	3
2016	Lakewood	.203	24	79	7	16	2	0	1	7	0	0	1	4	11	0	0	.250	.266	.516	1
2017	Lakewood	.243	67	235	19	57	12	1	2	14	0	2	3	23	39	0	0	.316	.328	.644	7
	Clearwater	.310	24	84	16	26	5	0	2	12	0	1	1	9	23	0	0	.379	.440	.819	4
2018	Clearwater	.252	81	294	41	74	10	2	6	39	0	3	4	28	64	1	1	.322	.361	.683	3
2019	Clearwater	.197	21	71	6	14	5	0	4	11	0	2	0	6	19	0	0	.253	.437	.690	4
<b>Minors Totals</b>		<b>.249</b>	<b>255</b>	<b>859</b>	<b>102</b>	<b>214</b>	<b>40</b>	<b>3</b>	<b>17</b>	<b>97</b>	<b>0</b>	<b>8</b>	<b>12</b>	<b>78</b>	<b>162</b>	<b>1</b>	<b>1</b>	<b>.318</b>	<b>.362</b>	<b>.680</b>	<b>22</b>

SCOUTING & PLAYER DEV.

**CABRERA, ESTEBAN JOSÉ... RHP... B-T: R-R... HT: 6-4; WT: 210... BORN: February 3, 2003, Maturín, VZ... RESIDES: Valencia, VZ... HOW OBTAINED: Signed by Phillies as an amateur free agent, 7/2/19... SIGNED BY: Rafael Álvarez and William Mota.**

**CABRERA, JEAN CARLOS EDUARDO... RHP... B-T: R-R... HT: 6-0; WT: 145... BORN: October 20, 2001, Maracay, VZ... RESIDES: Maracay... HOW OBTAINED: Signed by Phillies as an amateur free agent, 7/2/19... SIGNED BY: Rafael Álvarez and William Mota.**

**CAIRO, VÍCTOR THOMAS... C... B-T: R-R... HT: 5-10; WT: 174... BORN: April 17, 2001, Anaco, VZ... RESIDES: Anaco... HOW OBTAINED: Signed by Phillies as an amateur free agent, 11/1/18... SIGNED BY: Rafael Álvarez and William Mota.**

**2019:** Began professional career with Dominican Summer League Phillies Red (R).

YEAR	CLUB	AVG	G	AB	R	H	2B	3B	HR	RBI	SH	SF	HP	BB	SO	SB	CS	OBP	SLG	OPS	E
2019	DSL Phillies-R	.000	2	4	0	0	0	0	0	0	0	0	0	0	2	0	0	.000	.000	.000	0
	DSL Phillies-W	.250	2	4	1	1	0	0	0	0	0	0	1	0	1	0	0	.400	.250	.650	0
	DSL Combined	.125	4	8	1	1	0	0	0	0	0	0	1	0	3	0	0	.222	.125	.347	0

**CARR, TYLER MILLER... RHP... B-T: R-R... HT: 5-10; WT: 170... BORN: May 1, 1996, Avon Park, FL... RESIDES: Lake Placid, FL... HOW OBTAINED: Selected by Phillies in 31st round of June 2018 draft... SIGNED BY: Mike Stauffer... EDUCATION: 2018 graduate of University of South Alabama.**

**2019:** Named an Organization All-Star by MiLB.com... Began season with Lakewood (A)... Had a 20.2-inning scoreless streak with Clearwater (A) from 5/31-7/10... Pitched 3.0 innings in a combined no-hitter on 6/22 vs Daytona... Pitched in 1 game for Reading (AA) on 8/31, his final appearance of the season... Named Phillies Minor League Co-Pitcher of the Week, 6/17-23... Overall in 39 games (1 start), posted a 1.29 ERA, 0.99 WHIP, held opponents to a .180 AVG and surrendered 1 HR to 276 total batters faced... Held LHH to a combined .175 AVG (18-103) and 5 XBH (all doubles)... **2018:** Began professional career with Gulf Coast League Phillies East (R)... Promoted to Williamsport (A) on 6/28 for remainder of season... Pitched more than 1.0 inning in 8 of his 12 relief appearances with Williamsport... Posted a 0.96 ERA (2 ER, 18.2 IP) over his final 8 games of the season.

YEAR	CLUB	W-L	ERA	G	GS	CG	SHO	SV	IP	H	R	ER	HR	HB	BB	SO	WP	BK	AVG
2018	GCL Phillies-E	0-0	0.00	2	0	0	0	0	4.0	4	1	0	0	0	0	1	0	0	.267
	Williamsport	3-2	2.42	13	1	0	0	0	26.0	31	13	7	1	2	4	23	2	0	.295
2019	Lakewood	2-1	0.51	11	0	0	0	1	17.2	13	6	1	0	0	9	20	5	0	.206
	Clearwater	3-3	1.64	27	1	0	0	5	49.1	29	10	9	1	1	17	50	2	0	.174
	Reading	0-0	0.00	1	0	0	0	0	2.2	1	0	0	0	0	0	6	1	0	.111
	<b>Minors Totals</b>	<b>8-6</b>	<b>1.54</b>	<b>54</b>	<b>2</b>	<b>0</b>	<b>0</b>	<b>6</b>	<b>99.2</b>	<b>78</b>	<b>30</b>	<b>17</b>	<b>2</b>	<b>3</b>	<b>30</b>	<b>100</b>	<b>10</b>	<b>0</b>	<b>.217</b>

**CARVAJAL, RAFAEL RICARDO... RHP... B-T: R-R... HT: 6-0; WT: 170... BORN: November 13, 1996, Banica, DR... RESIDES: Banica... HOW OBTAINED: Signed by Phillies as an amateur free agent, 7/2/16... SIGNED BY: Carlos Salas.**

**2019:** Spent entire season with Williamsport (A)... Allowed just 1 run over his final 13 games (25.2 IP) from 7/12-9/2, posting a 0.35 ERA in that span... Did not surrender a HR to 142 total batters faced and has only allowed 1 HR to 506 total batters faced in his professional career... Posted a 0.83 WHIP... **2018:** Named a New York-Penn League All-Star... Spent entire season with Williamsport... Surrendered the first HR in his professional career on 6/25 at Mahoning Valley, snapping a 61.2-inning homerless streak to begin his career... Held RHH to a .218 AVG (17-78)... Tossed more than 1.0 inning in 15 of his 16 relief appearances...

**2017:** Spent entire season with Gulf Coast League Phillies (R)... Tossed 2.0 or more innings in 10 of his 14 relief appearances... Earned his first professional save, 6/27 at GCL Yankees West... Held opponents to a .118 AVG (2-17) with RISP and 2 outs... **2016:** Began pro career with Dominican Summer League Phillies-2... His 0.65 WHIP was the lowest among any Phillies minor leaguer with at least 30.0 IP... Allowed 1 ER or none and 4 or fewer hits in all 5 of his starts... Had a 15.2-inning scoreless streak, 7/21-8/8... Participated in Florida Instructional League.

YEAR	CLUB	W-L	ERA	G	GS	CG	SHO	SV	IP	H	R	ER	HR	HB	BB	SO	WP	BK	AVG
2016	DSL Phillies-2	2-0	0.84	8	5	0	0	0	32.1	17	5	3	0	1	4	22	2	1	.157
2017	GCL Phillies	2-2	2.55	14	0	0	0	1	24.2	26	10	7	0	1	4	19	3	0	.255
2018	Williamsport	2-2	1.59	16	0	0	0	1	34.0	31	12	6	1	0	11	32	2	1	.242
2019	Williamsport	3-3	2.65	17	2	0	0	4	37.1	26	11	11	0	2	5	39	1	1	.194
	<b>Minors Totals</b>	<b>9-7</b>	<b>1.89</b>	<b>55</b>	<b>7</b>	<b>0</b>	<b>0</b>	<b>6</b>	<b>128.1</b>	<b>100</b>	<b>38</b>	<b>27</b>	<b>1</b>	<b>4</b>	<b>24</b>	<b>112</b>	<b>8</b>	<b>3</b>	<b>.212</b>

**CASTANEDA, DYLAN... RHP... B-T: R-R... HT: 6-2; WT: 190... BORN: July 16, 2001, Queens, NY... RESIDES: Queens... HOW OBTAINED: Selected by Phillies in 30th round of June 2019 draft... SIGNED BY: Alex Agostino... EDUCATION: 2019 graduate of Salisbury School (CT).**

**2019:** Began professional career with Gulf Coast League Phillies West (R)... Participated in Florida Instructional League.

YEAR	CLUB	W-L	ERA	G	GS	CG	SHO	SV	IP	H	R	ER	HR	HB	BB	SO	WP	BK	AVG
2019	GCL Phillies-W	1-0	2.70	5	2	0	0	0	10.0	6	6	3	1	3	9	12	3	0	.162

**CASTELLANO, EIBERSON JOSÉ...** RHP... B-T: R-R... HT: 6-3; WT: 160... BORN: May 9, 2001, Maracaibo, VZ... RESIDES: Maracaibo... HOW OBTAINED: Signed by Phillies as an amateur free agent, 7/2/18... SIGNED BY: Rafael Álvarez and Rómulo Oliveros.

2019: Did not pitch.

**CASTILLO, ALI JESÚS...** INF... B-T: R-R... HT: 5-9; WT: 180... BORN: June 19, 1989, Maracaibo, VZ... RESIDES: Maracaibo... HOW OBTAINED: Signed by Phillies as a minor league free agent, 11/15/18; originally signed by NYY as an amateur free agent, 10/10/07.

2019: Led all Phillies minor leaguers in AVG (.322; min. 300 AB) and hits (150)... Had the 3rd-highest AVG and ranked 7th in hits in the International League... Began season with Reading (AA)... Played majority of year with Lehigh Valley (AAA)... Finished season with a 15-game hitting streak (.344 AVG), which began on 8/20... Defensively, made starts at 2nd base (43), 3rd base (9), SS (2), LF (22) and RF (36)... Made his professional debut as a pitcher, appearing in 2 games for Lehigh Valley: 6/21 at Columbus and 6/26 vs Rochester... 2018: Spent entire season with Richmond (AA) in SF's organization... Hit .303 (33-109) against LHP... Had the same number of walks (18) as strikeouts prior to the All-Star break... Defensively, made starts at 2nd base (26), 3rd base (45), SS (12), LF (1), CF (1) and RF (7)... Played for Zulia in the Venezuelan Winter League... 2017: Began and finished season with Sacramento (AAA)... Also played for San Jose (A) and Richmond... Was on the IL from 4/13-20 (right calf bruise)... Following the season, played for Zulia in the VWL... 2016: Selected as a SF Organization All-Star by MiLB.com... Began season with Richmond... Finished season at Sacramento... Combined to hit .313 (119-380) in 115 games... 2015: Played majority of season with Trenton (AA)... Also saw action with Scranton/Wilkes-Barre (AAA)... Was on the IL from 4/9-5/11 (left index finger sprain)... 2014: Spent entire season with Trenton... Following the season, played for Zulia in the VWL... 2013: Named MVP of the postseason after helping Trenton win the Eastern League Championship Series... Began season with Tampa (A)... Following the season, played for Zulia in the VWL... 2012: Spent entire season with Charleston (A)... Posted an .819 OPS in 86 games... 2011: Began season with Dominican Summer League Yankees-1 (R)... Played most of season with Staten Island (A)... 2010: Played for both DSL Yankees teams... 2009: Was 5th in the DSL in SLG and 10th in AVG... Led all qualifying DSL 3rd basemen with a .955 fielding percentage... 2008: Began professional career with DSL Yankees-1.

YEAR	CLUB	AVG	G	AB	R	H	2B	3B	HR	RBI	SH	SF	HP	BB	SO	SB	CS	OBP	SLG	OPS	E
2008	DSL Yankees-1	.288	68	243	42	70	10	4	1	36	2	0	7	27	25	8	10	.375	.374	.749	14
2009	DSL Yankees-1	.319	51	185	40	59	13	9	1	27	0	2	1	24	14	10	1	.396	.503	.899	9
2010	DSL Yankees-1	.342	31	73	18	25	3	4	0	16	2	1	2	13	7	5	4	.449	.493	.942	2
	DSL Yankees-2	.324	25	71	17	23	4	1	1	12	1	3	1	8	3	4	1	.386	.451	.837	4
2011	DSL Yankees-1	.286	6	14	3	4	1	0	0	1	0	0	1	0	3	3	1	.333	.357	.690	0
	Staten Island	.224	49	152	24	34	8	1	0	11	3	2	0	9	21	3	2	.264	.289	.553	5
2012	Charleston	.307	86	283	44	87	20	1	5	28	5	2	8	27	33	17	13	.381	.438	.819	4
2013	Tampa	.234	73	244	24	57	4	1	3	24	4	2	2	21	44	7	6	.297	.295	.592	8
	Trenton	.218	46	156	15	34	4	3	0	22	3	1	4	12	29	4	4	.289	.282	.571	4
2014	Trenton	.254	120	410	46	104	18	3	2	42	10	1	3	36	45	17	5	.318	.327	.645	14
2015	Trenton	.269	68	268	31	72	5	0	2	36	3	4	1	21	33	25	9	.320	.310	.630	5
	Scranton/W-B	.367	20	79	7	29	8	0	0	13	0	0	0	4	7	4	3	.398	.468	.866	2
2016	Richmond	.317	66	199	22	63	9	3	0	17	3	3	3	12	24	6	4	.359	.392	.751	2
	Sacramento	.309	49	184	24	56	6	1	0	14	1	0	1	8	20	4	3	.342	.354	.696	7
2017	Sacramento	.254	70	244	23	62	10	3	1	18	2	2	1	10	23	4	2	.284	.332	.616	8
	San Jose	.154	3	13	0	2	1	0	0	1	0	0	0	0	4	0	0	.154	.231	.385	0
	Richmond	.297	34	101	1	30	3	0	0	7	0	2	1	6	9	1	2	.336	.327	.663	5
2018	Richmond	.255	111	329	43	84	17	4	2	30	3	6	2	23	35	6	8	.303	.350	.652	10
2019	Reading	.373	16	51	7	19	5	1	1	8	2	0	0	7	10	2	2	.448	.569	1.017	1
	Lehigh Valley	.316	113	415	60	131	22	4	7	58	4	7	1	27	55	4	4	.353	.439	.792	9
<b>Minors Totals</b>		<b>.282</b>	<b>1105</b>	<b>3711</b>	<b>491</b>	<b>1045</b>	<b>171</b>	<b>43</b>	<b>26</b>	<b>421</b>	<b>48</b>	<b>38</b>	<b>39</b>	<b>295</b>	<b>444</b>	<b>134</b>	<b>84</b>	<b>.338</b>	<b>.372</b>	<b>.710</b>	<b>113</b>

**CASTILLO, STARLYN...** RHP... B-T: R-R... HT: 6-0; WT: 190... BORN: February 24, 2002, Pimentel, DR... RESIDES: Santo Domingo... HOW OBTAINED: Signed by Phillies as an amateur free agent, 7/2/18... SIGNED BY: Carlos Salas and Franklin Felida.

2019: Began his professional career with Gulf Coast League Phillies East (R)... Participated in Florida Instructional League... 2018: Participated in FIL.

YEAR	CLUB	W-L	ERA	G	GS	CG	SHO	SV	IP	H	R	ER	HR	HB	BB	SO	WP	BK	AVG
2019	GCL Phillies-E	0-2	7.71	5	4	0	0	0	9.1	9	8	8	0	0	8	10	1	1	.257

**CEDEÑO, JOSÉ RAFAEL...** OF... B-T: L-L... HT: 6-2; WT: 168... BORN: March 19, 2001, Cumana, VZ... RESIDES: Cumana... HOW OBTAINED: Signed by Phillies as an amateur free agent, 3/15/18... SIGNED BY: Ebert Velásquez.

2019: Spent entire season with Gulf Coast League Phillies East (R)... Participated in Florida Instructional League... 2018: Began professional career with Dominican Summer League Phillies White (R)... Participated in FIL.

YEAR	CLUB	AVG	G	AB	R	H	2B	3B	HR	RBI	SH	SF	HP	BB	SO	SB	CS	OBP	SLG	OPS	E
2018	DSL Phillies-W	.195	13	41	10	8	0	1	0	6	0	0	1	6	10	9	0	.313	.244	.556	0
2019	GCL Phillies-E	.181	37	116	15	21	1	0	0	6	0	1	1	12	37	7	2	.262	.190	.451	1
<b>Minors Totals</b>		<b>.185</b>	<b>50</b>	<b>157</b>	<b>25</b>	<b>29</b>	<b>1</b>	<b>1</b>	<b>0</b>	<b>12</b>	<b>0</b>	<b>1</b>	<b>2</b>	<b>18</b>	<b>47</b>	<b>16</b>	<b>2</b>	<b>.275</b>	<b>.204</b>	<b>.479</b>	<b>1</b>

SCOUTING & PLAYER DEV.

**COLMENAREZ, JOSÉ LEONARDO**... C... B-T: R-R... HT: 5-9; WT: 160... BORN: November 24, 2002, Mariara, VZ... RESIDES: Maracay, VZ... HOW OBTAINED: Signed by Phillies as an amateur free agent, 7/2/19... SIGNED BY: Rafael Álvarez and William Mota.

**CONLEY, JOHN PATRICK (Jack)**... C... B-T: R-R... HT: 6-1; WT: 190... BORN: January 16, 1997, Raleigh, NC... RESIDES: Raleigh... HOW OBTAINED: Selected by Phillies in 27th round of June 2018 draft... SIGNED BY: Kellan McKeon... EDUCATION: Attended North Carolina State University... MISC: Originally selected by BOS in 30th round of June 2015 draft, but did not sign.

2019: Began season with Lakewood (A)... Promoted to Clearwater (A), 6/13... Was on the IL at Clearwater, 7/16-25, with a left eye laceration... Promoted to Reading (AA), 7/30... Overall, caught 9 runners in 35 SB attempts (25.7%)... 2018: Began his professional career with Gulf Coast League Phillies East (R)... Slugged first 2 pro homers, 8/2 at GCL Braves... Batted .362 (21-58) against RHP... Caught 6 of 27 (22.2%) runners attempting to steal.

YEAR	CLUB	AVG	G	AB	R	H	2B	3B	HR	RBI	SH	SF	HP	BB	SO	SB	CS	OBP	SLG	OPS	E
2018	GCL Phillies-E	.329	33	76	18	25	4	0	2	11	0	1	3	14	17	0	0	.447	.461	.907	3
2019	Lakewood	.190	19	58	5	11	3	0	0	2	1	0	1	6	14	0	0	.277	.241	.518	4
	Clearwater	.167	9	30	1	5	1	0	0	3	2	0	2	0	8	0	0	.219	.200	.419	1
	Reading	.273	8	22	5	6	1	0	1	1	0	0	0	6	7	1	0	.429	.455	.883	1
<b>Minors Totals</b>		<b>.253</b>	<b>69</b>	<b>186</b>	<b>29</b>	<b>47</b>	<b>9</b>	<b>0</b>	<b>3</b>	<b>17</b>	<b>3</b>	<b>1</b>	<b>6</b>	<b>26</b>	<b>46</b>	<b>1</b>	<b>0</b>	<b>.361</b>	<b>.349</b>	<b>.710</b>	<b>9</b>

**CONOPOIMA, JOSÉ DE JESÚS**... RHP... B-T: R-R... HT: 6-0; WT: 157... BORN: March 1, 2000, Aragua de Barcelona, VZ... RESIDES: Aragua de Barcelona... HOW OBTAINED: Signed by Phillies as an amateur free agent, 3/10/17... SIGNED BY: Rafael Álvarez.

2019: Spent entire season with Williamsport (A)... Named Phillies Minor League Pitcher of the Week, 8/26-9/2... Led Williamsport in IP... Held LHH to a .169 AVG (13-77)... 2018: Spent entire season with Gulf Coast League Phillies West (R)... Posted the 7th-lowest WHIP (1.15) in the GCL... Finished the season with a 40.0-inning homerless streak... Participated in Florida Instructional League... 2017: Made professional debut with Dominican Summer League Phillies Red (R)... Earned first pro win, 7/17 at DSL Cardinals... Posted a 1.23 ERA (2 ER, 14.2 IP) in 9 games as a reliever... Held LHH to a .143 AVG (5-35)... Participated in FIL.

YEAR	CLUB	W-L	ERA	G	GS	CG	SHO	SV	IP	H	R	ER	HR	HB	BB	SO	WP	BK	AVG
2017	DSL Phillies-R	1-1	2.04	14	5	0	0	1	35.1	26	13	8	0	4	13	24	3	1	.206
2018	GCL Phillies-W	1-2	3.53	14	5	0	0	1	43.1	42	21	17	1	4	8	29	4	0	.251
2019	Williamsport	1-3	2.83	14	7	0	0	0	47.2	46	22	15	3	1	11	43	2	1	.258
<b>Minors Totals</b>		<b>3-6</b>	<b>2.85</b>	<b>42</b>	<b>17</b>	<b>0</b>	<b>0</b>	<b>2</b>	<b>126.1</b>	<b>114</b>	<b>56</b>	<b>40</b>	<b>4</b>	<b>9</b>	<b>32</b>	<b>96</b>	<b>9</b>	<b>2</b>	<b>.242</b>

**CORNELIUS, CHRISTOPHER JAMES (Chris)**... SS... B-T: R-R... HT: 6-0; WT: 185... BORN: September 4, 1997, St. Louis, MO... RESIDES: Columbia, MO... HOW OBTAINED: Selected by Phillies in 16th round of June 2019 draft... SIGNED BY: Justin Munson... EDUCATION: Attended University of Missouri.

2019: Made professional debut with Gulf Coast League Phillies West (R)... Participated in Florida Instructional League.

YEAR	CLUB	AVG	G	AB	R	H	2B	3B	HR	RBI	SH	SF	HP	BB	SO	SB	CS	OBP	SLG	OPS	E
2019	GCL Phillies-W	.167	3	6	0	1	0	0	0	0	0	0	1	1	1	0	0	.375	.167	.542	0

**CORONA, JEURY JOSÉ**... OF... B-T: R-R... HT: 5-11; WT: 140... BORN: September 7, 2001, Bonao, DR... RESIDES: Bonao... HOW OBTAINED: Signed by Phillies as an amateur free agent, 7/2/18... SIGNED BY: Carlos Salas and Juan Feliciano.

2019: Began professional career with Dominican Summer League Phillies White (R)... Made starts at all 3 outfield positions.

YEAR	CLUB	AVG	G	AB	R	H	2B	3B	HR	RBI	SH	SF	HP	BB	SO	SB	CS	OBP	SLG	OPS	E
2019	DSL Phillies-W	.235	43	166	32	39	4	0	0	5	3	0	3	16	25	17	12	.314	.259	.573	2

**COTTO, GABRIEL**... LHP... B-T: L-L... HT: 6-5; WT: 175... BORN: May 15, 2000, Cidra, PR... RESIDES: Cidra... HOW OBTAINED: Selected by Phillies in 7th round of June 2018 draft... SIGNED BY: Luis Raffan... EDUCATION: 2018 graduate of Puerto Rico Baseball Academy.

2019: Spent entire season with Gulf Coast League Phillies East (R)... 2018: Began professional career with GCL Phillies East... Participated in Florida Instructional League.

YEAR	CLUB	W-L	ERA	G	GS	CG	SHO	SV	IP	H	R	ER	HR	HB	BB	SO	WP	BK	AVG
2018	GCL Phillies-E	0-2	9.39	8	7	0	0	0	15.1	16	19	16	0	6	16	15	5	1	.258
2019	GCL Phillies-E	0-4	7.91	11	2	0	0	0	19.1	23	20	17	2	2	15	17	6	1	.274
<b>Minors Totals</b>		<b>0-6</b>	<b>8.57</b>	<b>19</b>	<b>9</b>	<b>0</b>	<b>0</b>	<b>0</b>	<b>34.2</b>	<b>39</b>	<b>39</b>	<b>33</b>	<b>2</b>	<b>8</b>	<b>31</b>	<b>32</b>	<b>11</b>	<b>2</b>	<b>.267</b>

**CROWSON, AUSTIN LEE... LHP... B-T: S-L... HT: 6-5; WT: 225... BORN:** September 6, 1996, Eugene, OR... **RESIDES:** Junction City, OR... **HOW OBTAINED:** Selected by Phillies in 39th round of June 2019 draft... **SIGNED BY:** Zach Friedman... **EDUCATION:** Attended Western Oregon University, University of Nevada, Reno and Lane CC (OR)... **MISC:** Originally selected by NYY in 26th round of June 2017 draft, but did not sign.

**2019:** Began professional career with Gulf Coast League Phillies West (R)... Limited LHH to a .071 AVG (1-14)... Posted a 0.56 ERA (1 ER, 16.0 IP) over his final 8 games.

YEAR	CLUB	W-L	ERA	G	GS	CG	SHO	SV	IP	H	R	ER	HR	HB	BB	SO	WP	BK	AVG
2019	GCL Phillies-W	5-1	2.82	13	0	0	0	0	22.1	14	9	7	1	1	12	17	2	0	.192

**CUMANÁ, GRENNY RAFAEL... OF... B-T: R-R... HT: 5-5; WT: 143... BORN:** November 10, 1995, Distrito Bolívar, VZ... **RESIDES:** Barcelona, VZ... **HOW OBTAINED:** Signed by Phillies as an amateur free agent, 3/10/13... **SIGNED BY:** Ebert Velásquez.

**2019:** Selected as an Eastern League midseason All-Star... Began season with Reading (AA)... Debuted with Lehigh Valley (AAA) on 4/26... Made starts at all 3 outfield positions for both clubs... At Reading, batted .400 (24-60) against LHP and hit .391 (18-46) with RISP... Was on the IL from 7/12-end of season with a right hamstring strain... **2018:** Spent entire season with Clearwater (A)... Hit safely in 14 of his first 15 games of the season (.407 AVG)... Was exclusively an outfielder for the first time in his pro career, totaling 9 outfield assists in 43 games... **2017:** Spent entire season with Clearwater... Led the club in SB... Hit .310 (26-84) against LHP... Entered the All-Star break with a .304 AVG (45-148)... Collected a season-high 4 hits on 6/15 vs Lakeland... Logged 2 multi-SB games (5/6 and 7/28)... Made 65 starts at 2nd base and 19 starts at SS... **2016:** Spent entire season with Lakewood (A)... Was the most difficult batter to strike out in the South Atlantic League (1 SO every 12.70 AB)... Finished 7th in the SAL in AVG... Hit safely in 11 straight games, 7/23-8/4, and 10 straight, 8/23-end of season... Named Phillies Minor League Player of the Week, 8/22-28... Batted .307 (83-270) from 6/1 through end of season (71 G)... Recorded four 4-hit games... **2015:** Began season with Lakewood... Transferred to Williamsport (A), 6/19... Averaged 26.5 AB between strikeouts... Batted .323 vs LHP... **2014:** Spent entire season with Gulf Coast League Phillies (R)... Participated in Florida Instructional League... **2013:** Began pro career with Venezuelan Summer League Phillies (R)... Finished T-4th in VSL in triples... Batted .429 (21-49) over his final 14 games... Participated in FIL.

YEAR	CLUB	AVG	G	AB	R	H	2B	3B	HR	RBI	SH	SF	HP	BB	SO	SB	CS	OBP	SLG	OPS	E
2013	VSL Phillies	.293	62	188	36	55	13	4	0	22	4	0	10	17	21	7	4	.381	.404	.785	18
2014	GCL Phillies	.248	33	113	15	28	8	1	1	10	1	2	3	7	10	6	1	.304	.363	.667	11
2015	Lakewood	.203	58	197	14	40	6	0	0	11	2	2	1	10	25	11	0	.243	.234	.477	14
	Williamsport	.226	32	106	15	24	4	0	0	10	1	1	3	8	4	3	4	.297	.264	.561	10
2016	Lakewood	.291	96	347	55	101	22	0	1	27	3	2	13	16	30	17	7	.344	.363	.707	15
2017	Clearwater	.243	88	301	28	73	9	0	2	22	8	1	5	12	41	16	10	.282	.292	.574	13
2018	Clearwater	.282	59	206	18	58	8	1	2	16	0	0	4	5	15	2	6	.312	.359	.671	1
2019	Reading	.319	49	160	20	51	6	3	2	22	1	0	2	6	18	1	5	.351	.431	.782	2
	Lehigh Valley	.192	11	26	2	5	1	0	0	2	1	0	0	4	0	0	0	.192	.231	.423	1
<b>Minors Totals</b>		<b>.265</b>	<b>488</b>	<b>1644</b>	<b>203</b>	<b>435</b>	<b>77</b>	<b>9</b>	<b>8</b>	<b>142</b>	<b>21</b>	<b>8</b>	<b>41</b>	<b>81</b>	<b>168</b>	<b>63</b>	<b>37</b>	<b>.314</b>	<b>.337</b>	<b>.651</b>	<b>85</b>

**DE FREITAS, ARTURO... C... B-T: R-R... HT: 6-0; WT: 170... BORN:** May 28, 2001, Maracay, VZ... **RESIDES:** Caracas, VZ... **HOW OBTAINED:** Signed by Phillies as an amateur free agent, 3/15/18... **SIGNED BY:** Ebert Velásquez.

**2019:** Did not play... **2018:** Began his professional career with Dominican Summer League Phillies White (R)... Hit .440 (11-25) with RISP and 2 outs... Caught 9 of 27 (33.3%) runners attempting to steal in 18 games (14 starts) at catcher... Also started 17 games at 1st base and made 1 appearance at 3rd base... Participated in Florida Instructional League.

YEAR	CLUB	AVG	G	AB	R	H	2B	3B	HR	RBI	SH	SF	HP	BB	SO	SB	CS	OBP	SLG	OPS	E
2018	DSL Phillies-W	.266	59	173	30	46	16	1	3	28	0	2	10	28	39	3	1	.394	.422	.816	2
2019	Did not play																				
<b>Minors Totals</b>		<b>.266</b>	<b>59</b>	<b>173</b>	<b>30</b>	<b>46</b>	<b>16</b>	<b>1</b>	<b>3</b>	<b>28</b>	<b>0</b>	<b>2</b>	<b>10</b>	<b>28</b>	<b>39</b>	<b>3</b>	<b>1</b>	<b>.394</b>	<b>.422</b>	<b>.816</b>	<b>2</b>

**DE LA CRUZ, CARLOS... OF... B-T: R-R... HT: 6-8; WT: 210... BORN:** October 6, 1999, Yonkers, NY... **RESIDES:** Yonkers... **HOW OBTAINED:** Signed by Phillies as an amateur free agent, 8/23/17... **SIGNED BY:** Alex Agostino.

**2019:** Spent entire season with Lakewood (A)... Made starts at all 3 outfield positions... Totaled 8 OF assists... Hit 4 HR over 8 games from 7/12-19... Participated in Florida Instructional League... **2018:** Began professional career with Gulf Coast League Phillies East (R)... Ranked T-6th in the GCL in home runs... Slugged 2 HR on 8/16 at GCL Yankees East... Participated in FIL... **2017:** Participated in FIL.

YEAR	CLUB	AVG	G	AB	R	H	2B	3B	HR	RBI	SH	SF	HP	BB	SO	SB	CS	OBP	SLG	OPS	E
2018	GCL Phillies-E	.284	43	148	20	42	8	0	6	21	0	2	4	11	56	2	1	.345	.459	.805	3
2019	Lakewood	.220	117	428	38	94	17	4	7	50	0	2	4	27	159	7	7	.271	.327	.598	6
<b>Minors Totals</b>		<b>.236</b>	<b>160</b>	<b>576</b>	<b>58</b>	<b>136</b>	<b>25</b>	<b>4</b>	<b>13</b>	<b>71</b>	<b>0</b>	<b>4</b>	<b>8</b>	<b>38</b>	<b>215</b>	<b>9</b>	<b>8</b>	<b>.291</b>	<b>.361</b>	<b>.652</b>	<b>9</b>

**DE LA CRUZ, JONÁS**... RHP... B-T: R-R... HT: 6-3; WT: 175... BORN: January 1, 1998, Santo Domingo Este, DR... RESIDES: Santo Domingo... HOW OBTAINED: Signed by Phillies as an amateur free agent, 9/19/16... SIGNED BY: Carlos Salas.

**2019:** Was placed on the IL, 6/20, with a right shoulder cyst decompression... Spent season on the IL, but made 8 starts on rehab assignments with both Gulf Coast League Phillies (R) clubs... Participated in Florida Instructional League... **2018:** Spent entire season with GCL Phillies East... Went 4-2 with a 3.86 ERA (10 ER, 23.1 IP) in 6 starts... Limited RHH to a .187 AVG (17-91)... Participated in FIL... **2017:** Began professional career with Dominican Summer League Phillies White (R)... Earned first pro win, 6/17 vs DSL Rojos... Surrendered just 1 hit over 6.0 scoreless IP on 6/29 at DSL Tigers... Went 2-2 with a 2.05 ERA (5 ER, 22.0 IP) over 5 starts in June... Participated in FIL.

YEAR	CLUB	W-L	ERA	G	GS	CG	SHO	SV	IP	H	R	ER	HR	HB	BB	SO	WP	BK	AVG
2017	DSL Phillies-W	5-6	3.71	15	14	0	0	0	63.0	60	31	26	4	2	33	60	9	0	.260
2018	GCL Phillies-E	5-2	4.46	10	6	0	0	0	34.1	31	22	17	3	3	19	31	3	2	.244
2019	GCL Phillies-W	0-1	10.80	2	2	0	0	0	3.1	7	4	4	2	0	0	9	0	0	.412
	GCL Phillies-E	0-0	0.00	6	6	0	0	0	9.2	2	0	0	0	1	4	14	2	0	.067
	GCL Combined	0-1	2.77	8	8	0	0	0	13.0	9	4	4	2	1	4	23	2	0	.191
<b>Minors Totals</b>		<b>10-9</b>	<b>3.83</b>	<b>33</b>	<b>28</b>	<b>0</b>	<b>0</b>	<b>0</b>	<b>110.1</b>	<b>100</b>	<b>57</b>	<b>47</b>	<b>9</b>	<b>6</b>	<b>56</b>	<b>114</b>	<b>14</b>	<b>2</b>	<b>.247</b>

**DIAZ, VÍCTOR YACSEL**... C... B-T: R-R... HT: 5-10; WT: 175... BORN: November 25, 2001, Azua, DR... RESIDES: Azua... HOW OBTAINED: Signed by Phillies as an amateur free agent, 7/2/18... SIGNED BY: Carlos Salas and Luis García.

**2019:** Began professional career with Dominican Summer League Phillies White (R)... Selected as a DSL All-Star... Ranked T-7th in the DSL in doubles... Made 25 starts at catcher and 10 starts at 1st base.

YEAR	CLUB	AVG	G	AB	R	H	2B	3B	HR	RBI	SH	SF	HP	BB	SO	SB	CS	OBP	SLG	OPS	E
2019	DSL Phillies-W	.289	61	232	39	67	16	3	2	36	0	5	3	17	45	6	5	.339	.409	.748	6

**DIPRE, GUARNER JOSUÉ**... INF... B-T: R-R... HT: 6-0; WT: 160... BORN: October 26, 2000, Cambita Garabitos, DR... RESIDES: Cambita Garabitos... HOW OBTAINED: Signed by Phillies as an amateur free agent, 5/8/18... SIGNED BY: Carlos Salas and Luis García.

**2019:** Spent entire season with Gulf Coast League Phillies East (R)... Made starts at 2nd base, 3rd base and SS... Batted .325 (27-83) against RHP... Participated in Florida Instructional League... **2018:** Began professional career with Dominican Summer League Phillies Red (R)... Made 53 starts at SS and 2 at 2nd base... Participated in FIL.

YEAR	CLUB	AVG	G	AB	R	H	2B	3B	HR	RBI	SH	SF	HP	BB	SO	SB	CS	OBP	SLG	OPS	E
2018	DSL Phillies-R	.222	67	248	24	55	12	2	2	26	1	2	7	18	68	11	7	.291	.310	.601	13
2019	GCL Phillies-E	.301	31	103	15	31	7	1	1	12	2	1	2	9	22	6	1	.365	.417	.783	6
<b>Minors Totals</b>		<b>.245</b>	<b>98</b>	<b>351</b>	<b>39</b>	<b>86</b>	<b>19</b>	<b>3</b>	<b>3</b>	<b>38</b>	<b>3</b>	<b>3</b>	<b>9</b>	<b>27</b>	<b>90</b>	<b>17</b>	<b>8</b>	<b>.313</b>	<b>.342</b>	<b>.655</b>	<b>19</b>

**DURÁN, RODOLFO JOSÉ**... C... B-T: R-R... HT: 5-9; WT: 181... BORN: February 19, 1998, Santo Domingo, DR... RESIDES: Santo Domingo... HOW OBTAINED: Signed by Phillies as an amateur free agent, 11/5/14... SIGNED BY: Carlos Salas.

**2019:** Played for Clearwater (A)... Was on the IL from 7/26-end of season with a left knee sprain... Did not commit an error in 64 games at catcher (609 total chances)... Caught 26 runners in 64 SB attempts (40.6%)... **2018:** Led all qualifying catchers in the South Atlantic League with a .995 fielding percentage and was T-1st in caught stealing percentage (41.9%, 39 of 93)... Also led all SAL catchers in total chances (827), putouts (723), assists (100) and tied for the most games (81)... Ranked T-6th in the SAL in HR... Named Phillies Minor League Hitter of the Month for June... Selected as Phillies Minor League Player of the Week, 6/25-7/1... Was twice named SAL Player of the Week (6/25-7/1 and 8/6-12)... Spent entire season with Lakewood (A)... Homered in 3 consecutive games, 6/27-29... Hit .300 (64-213), 14 2B and 17 HR against RHP... **2017:** Spent entire season with Williamsport (A)... Slashed .304/.361/.429 in 17 July games... Caught 24 runners in 50 stolen base attempts (48.0%), which ranked 2nd among qualifying catchers in the New York-Penn League... Participated in Florida Instructional League... **2016:** Began season with Williamsport... Transferred to Gulf Coast League Phillies (R) on 6/24... Batted .341 (14-41) in his first 19 games... Posted an .839 OPS... Participated in FIL... **2015:** Began pro career with GCL Phillies... Participated in FIL.

YEAR	CLUB	AVG	G	AB	R	H	2B	3B	HR	RBI	SH	SF	HP	BB	SO	SB	CS	OBP	SLG	OPS	E
2015	GCL Phillies	.185	36	81	11	15	3	1	0	10	0	1	1	3	17	1	2	.221	.247	.468	4
2016	Williamsport	.222	2	9	1	2	0	0	0	0	0	0	0	1	0	0	0	.222	.222	.444	0
	GCL Phillies	.315	32	73	14	23	2	1	3	14	0	1	0	4	14	1	1	.346	.493	.839	1
2017	Williamsport	.252	48	159	14	40	9	3	0	6	0	1	3	8	36	0	1	.298	.346	.644	9
2018	Lakewood	.260	88	311	44	81	17	1	18	46	1	3	1	20	75	1	1	.304	.495	.800	4
2019	Clearwater	.240	66	233	25	56	10	1	6	23	0	1	1	10	53	0	0	.273	.369	.643	0
<b>Minors Totals</b>		<b>.251</b>	<b>272</b>	<b>866</b>	<b>109</b>	<b>217</b>	<b>41</b>	<b>7</b>	<b>27</b>	<b>99</b>	<b>1</b>	<b>7</b>	<b>6</b>	<b>45</b>	<b>196</b>	<b>3</b>	<b>5</b>	<b>.290</b>	<b>.408</b>	<b>.698</b>	<b>18</b>

**DYAR, HILTON**... RHP... B-T: R-R... HT: 6-2; WT: 170... BORN: July 24, 2001, Clinton, MS... RESIDES: Raymond, MS... HOW OBTAINED: Selected by Phillies in 21st round of June 2019 draft... SIGNED BY: Mike Stauffer... EDUCATION: 2019 graduate of Clinton HS (MS).

**2019:** Did not pitch professionally... Participated in Florida Instructional League.

**EASTMAN, COLTON JOHN...** RHP... B-T: R-R... HT: 6-3; WT: 185... BORN: August 22, 1996, Fresno, CA... RESIDES: Fresno... **HOW OBTAINED:** Selected by Phillies in 4th round of June 2018 draft... **SIGNED BY:** Demerius Pittman... **EDUCATION:** Attended California State University Fullerton... **MISC:** Originally selected by MIN in 20th round of June 2015 draft, but did not sign.

**2019:** Led all Phillies minor league pitchers in IP (128.2)... Began season with Lakewood (A)... Debuted with Clearwater (A) on 5/2... Finished season at Reading (AA)... Recorded a professional-best 11 SO on 5/26 at Jupiter... In 19 starts overall, posted a 3.54 ERA (42 ER, 106.2 IP)... **2018:** Began professional career with Williamsport (A)... Posted a 0.90 ERA (1 ER, 10.0 IP) with 13 SO and just 6 hits allowed over his last 4 starts of the season... Held opponents to a .200 AVG (4-20) with RISP.

YEAR	CLUB	W-L	ERA	G	GS	CG	SHO	SV	IP	H	R	ER	HR	HB	BB	SO	WP	BK	AVG
2018	Williamsport	0-2	3.00	8	8	0	0	0	18.0	18	6	6	1	0	7	23	0	0	.269
2019	Lakewood	1-2	6.00	5	3	0	0	1	21.0	21	15	14	2	0	3	25	0	0	.244
	Clearwater	5-5	3.36	13	12	1	0	0	75.0	74	30	28	9	1	22	79	7	1	.258
	Reading	1-1	3.03	6	4	0	0	0	32.2	25	14	11	3	1	12	30	0	0	.216
<b>Minors Totals</b>		<b>7-10</b>	<b>3.62</b>	<b>32</b>	<b>27</b>	<b>1</b>	<b>0</b>	<b>1</b>	<b>146.2</b>	<b>138</b>	<b>65</b>	<b>59</b>	<b>15</b>	<b>2</b>	<b>44</b>	<b>157</b>	<b>7</b>	<b>1</b>	<b>.248</b>

**EICHLER, JAYLEN...** RHP... B-T: R-R... HT: 6-7; WT: 215... BORN: February 7, 1999, Portland, OR... RESIDES: Mesa, AZ... **HOW OBTAINED:** Signed by Phillies as a non-drafted free agent, 8/2/19... **SIGNED BY:** Brad Holland... **EDUCATION:** Attended Gateway CC (AZ).

**ENCARNACIÓN, JÉFFERSON...** OF... B-T: L-L... HT: 6-2; WT: 185... BORN: August 28, 2001, Bajos de Haina, DR... RESIDES: Bajos de Haina... **HOW OBTAINED:** Signed by Phillies as an amateur free agent, 9/13/17... **SIGNED BY:** Carlos Salas.

**2019:** Spent entire season with Dominican Summer League Phillies Red (R)... Made starts at all 3 outfield positions... Participated in Florida Instructional League... **2018:** Began professional career with DSL Phillies Red... Ranked T-7th in the DSL in games played... Had 9 outfield assists.

YEAR	CLUB	AVG	G	AB	R	H	2B	3B	HR	RBI	SH	SF	HP	BB	SO	SB	CS	OBP	SLG	OPS	E
2018	DSL Phillies-R	.245	68	229	28	56	3	3	0	17	0	2	4	26	57	5	10	.330	.284	.613	7
2019	DSL Phillies-R	.250	60	220	31	55	7	6	1	26	0	2	1	27	46	8	5	.332	.350	.682	1
<b>Minors Totals</b>		<b>.247</b>	<b>128</b>	<b>449</b>	<b>59</b>	<b>111</b>	<b>10</b>	<b>9</b>	<b>1</b>	<b>43</b>	<b>0</b>	<b>4</b>	<b>5</b>	<b>53</b>	<b>103</b>	<b>13</b>	<b>15</b>	<b>.331</b>	<b>.316</b>	<b>.647</b>	<b>8</b>

**ESCALANTE, KEVIN JANIER...** C... B-T: R-R... HT: 6-1; WT: 190... BORN: December 15, 1999, Guayama, PR... RESIDES: Guayama... **HOW OBTAINED:** Signed by Phillies as a non-drafted free agent, 8/14/18... **SIGNED BY:** Luis Raffan... **EDUCATION:** 2018 graduate of Colegio Individualizado PJ Education School (PR).

**2019:** Made professional debut with Gulf Coast League Phillies East (R)... Tossed 1.0 scoreless inning on 7/2 at GCL Tigers East.

YEAR	CLUB	AVG	G	AB	R	H	2B	3B	HR	RBI	SH	SF	HP	BB	SO	SB	CS	OBP	SLG	OPS	E
2019	GCL Phillies-E	.300	5	10	0	3	1	0	0	1	0	1	0	1	3	0	0	.333	.400	.733	0
	GCL Phillies-W	.071	15	28	3	2	0	0	0	1	0	0	5	1	14	0	0	.235	.071	.307	0
	GCL Combined	.132	20	38	3	5	1	0	0	2	0	1	5	2	17	0	0	.261	.158	.419	0
	DSL Phillies-R	.211	7	19	3	4	2	0	0	2	0	0	3	6	7	2	0	.464	.316	.780	2
<b>Minors Totals</b>		<b>.158</b>	<b>27</b>	<b>57</b>	<b>6</b>	<b>9</b>	<b>3</b>	<b>0</b>	<b>0</b>	<b>4</b>	<b>0</b>	<b>1</b>	<b>8</b>	<b>8</b>	<b>24</b>	<b>2</b>	<b>0</b>	<b>.338</b>	<b>.211</b>	<b>.548</b>	<b>2</b>

**ESCOBAR, DEREK ENRIQUE...** INF/OF... B-T: L-R... HT: 5-11; WT: 170... BORN: February 28, 2002, Sancti Spiritus, Cuba... **HOW OBTAINED:** Signed by Phillies as an amateur free agent, 11/7/18... **SIGNED BY:** Carlos Salas and Andrés Hiraldo.

**2019:** Began professional career with Dominican Summer League Phillies Red (R)... Did not commit an error at 2nd base (15 games), LF (7 games), CF (7 games) and RF (5 games).

YEAR	CLUB	AVG	G	AB	R	H	2B	3B	HR	RBI	SH	SF	HP	BB	SO	SB	CS	OBP	SLG	OPS	E
2019	DSL Phillies-R	.270	33	111	20	30	4	1	1	9	2	1	8	19	27	12	11	.410	.351	.761	0

**ESTANISTA, JAYDEN ZACHERY...** RHP... B-T: R-R... HT: 6-3; WT: 180... BORN: October 3, 2001, Willemstad, Curaçao... RESIDES: Willemstad... **HOW OBTAINED:** Signed by Phillies as an amateur free agent, 11/8/19... **SIGNED BY:** Carlos Salas and Dargello Lodowica.

**ESTÉVEZ, ENGEL FRANCISCO...** RHP... B-T: R-R... HT: 6-1; WT: 180... BORN: February 8, 2000, Santo Domingo Centro, DR... RESIDES: Santo Domingo... **HOW OBTAINED:** Signed by Phillies as an amateur free agent, 1/18/18... **SIGNED BY:** Carlos Salas.

**2019:** Pitched for Gulf Coast League Phillies East (R)... Participated in Florida Instructional League... **2018:** Began professional career with Dominican Summer League Phillies White (R)... Went 3-2 with a 2.15 ERA (7 ER, 29.1 IP) in 6 starts... Held LHH to a .163 AVG (7-43) with 0 XBH.

YEAR	CLUB	W-L	ERA	G	GS	CG	SHO	SV	IP	H	R	ER	HR	HB	BB	SO	WP	BK	AVG
2018	DSL Phillies-W	3-3	3.44	10	6	0	0	0	36.2	27	20	14	1	5	14	27	1	1	.205
2019	GCL Phillies-E	1-2	4.73	5	1	0	0	0	13.1	8	10	7	0	4	6	6	0	1	.167
<b>Minors Totals</b>		<b>4-5</b>	<b>3.78</b>	<b>15</b>	<b>7</b>	<b>0</b>	<b>0</b>	<b>0</b>	<b>50.0</b>	<b>35</b>	<b>30</b>	<b>21</b>	<b>1</b>	<b>9</b>	<b>20</b>	<b>33</b>	<b>1</b>	<b>2</b>	<b>.194</b>

**ESTRADA, WILLIES ABDIEL (Willie)...** C... B-T: R-R... HT: 5-11; WT: 195... BORN: May 3, 1995, Rio Piedras, PR... RESIDES: Kissimmee, FL... HOW OBTAINED: Signed by Phillies as a non-drafted free agent, 8/16/19... EDUCATION: 2019 graduate of Southeastern University (FL); also attended Kaskaskia CC (IL).

2019: Did not play professionally due to a right hamstring strain.

YEAR	CLUB	AVG	G	AB	R	H	2B	3B	HR	RBI	SH	SF	HP	BB	SO	SB	CS	OBP	SLG	OPS	E
2019	Injured - Did not play																				

**EVANKO, ETHAN...** LHP... B-T: L-L... HT: 6-4; WT: 195... BORN: June 7, 1995, Gilbert, AZ... RESIDES: Gilbert... HOW OBTAINED: Signed by Phillies as a non-drafted free agent, 6/19/18... SIGNED BY: Chris Duffy... EDUCATION: 2018 graduate of Grand Canyon University (AZ).

2019: Began season with Lakewood (A)... Promoted to Clearwater (A), 5/5... Logged a quality start in each of his final 6 outings of the year, posting a 1.18 ERA (5 ER, 38.0 IP) in that stretch... Overall in 19 games (9 starts), posted a 1.61 ERA, 0.97 WHIP and held opponents to a .199 AVG... Combined to limit LHH to a .178 AVG (13-73) with 5 2B... Was on the IL from 7/8-end of season with left triceps inflammation... 2018: Began professional career with Gulf Coast League Phillies West (R)... Posted a 2.08 ERA (3 ER, 13.0 IP) through his first 7 games... Promoted to Williamsport (A) on 8/23 for remainder of season.

YEAR	CLUB	W-L	ERA	G	GS	CG	SHO	SV	IP	H	R	ER	HR	HB	BB	SO	WP	BK	AVG
2018	GCL Phillies-W	2-2	3.38	11	0	0	0	1	21.1	24	8	8	0	1	10	19	2	0	.289
	Williamsport	0-0	1.29	3	0	0	0	0	7.0	5	1	1	0	0	2	2	0	0	.217
2019	Lakewood	2-0	2.13	9	0	0	0	0	12.2	6	3	3	1	1	4	13	0	0	.143
	Clearwater	5-2	1.49	10	9	0	0	0	54.1	42	13	9	5	1	13	45	2	0	.211
<b>Minors Totals</b>		<b>9-4</b>	<b>1.98</b>	<b>33</b>	<b>9</b>	<b>0</b>	<b>0</b>	<b>1</b>	<b>95.1</b>	<b>77</b>	<b>25</b>	<b>21</b>	<b>6</b>	<b>3</b>	<b>29</b>	<b>79</b>	<b>4</b>	<b>0</b>	<b>.222</b>

**FALTER, BAILEY...** LHP... B-T: R-L... HT: 6-4; WT: 175... BORN: April 24, 1997, Chino Hills, CA... RESIDES: Chino Hills... HOW OBTAINED: Selected by Phillies in 5th round of June 2015 draft... SIGNED BY: Demerius Pittman... EDUCATION: 2015 graduate of Chino Hills HS.

2019: Spent season with Reading (AA)... Posted a 2.54 ERA (11 ER, 39.0 IP) in 7 starts from 4/16-5/29... Averaged 1.75 BB/9.0 IP... Was on the IL from 7/11-end of season (left elbow inflammation)... 2018: Named a Florida State League midseason All-Star... Twice chosen as FSL Pitcher of the Week (4/23-29 & 5/7-13)... Selected as Phillies Minor League Pitcher of the Week three times (4/23-29, 5/7-13 & 8/13-19)... Ranked T-10th in the FSL in wins... Began season with Clearwater (A)... Struck out a career-high 11 batters on 5/12 vs Daytona... Was on the IL from 7/8-8/6 with left shoulder inflammation; included rehab assignments at Gulf Coast League Phillies East (R) and GCL Phillies West... Went 3-0 with a 1.20 ERA (4 ER, 30.0 IP) and surrendered just 3 walks over his last 5 starts of the season... Walked 1 or none in 14 of his 17 starts with Clearwater... Pitched for Mayaguez in the Puerto Rican Winter League... 2017: Spent entire season with Lakewood (A)... Finished 7th in the South Atlantic League in ERA... Named Phillies Minor League Pitcher of the Week, 7/24-30... Struck out 9 over 7.0 scoreless IP on 7/29 vs Hickory... Held opponents to a .116 AVG (5-43) with RISP and 2 outs... Went 5-2 with a 1.69 ERA (11 ER, 58.2 IP) and 63 SO in 10 home starts... Posted a 1.78 ERA (7 ER, 35.1 IP) in his last 6 starts of season... Did not surrender more than 1 BB in 13 of his 21 GS... 2016: Spent entire season with Williamsport (A)... Struck out 31 batters in 22.0 IP over 4 starts, 7/1-21... Named New York-Penn League Pitcher of the Week, 7/18-24... Surrendered only 1 HR in his final 43.2 IP... Participated in Florida Instructional League... 2015: Began pro career with Gulf Coast League Phillies... Did not allow an ER in 4 of his 7 starts... Averaged 0.94 BB/9.0 IP... Participated in FIL.

YEAR	CLUB	W-L	ERA	G	GS	CG	SHO	SV	IP	H	R	ER	HR	HB	BB	SO	WP	BK	AVG
2015	GCL Phillies	1-2	3.45	8	7	0	0	0	28.2	28	12	11	2	1	3	25	1	0	.259
2016	Williamsport	1-6	3.17	13	13	0	0	0	59.2	61	31	21	3	3	17	59	5	0	.257
2017	Lakewood	8-7	2.99	21	21	0	0	0	114.1	117	41	38	7	5	23	105	13	0	.270
2018	Clearwater	8-4	2.69	17	17	0	0	0	93.2	87	35	28	6	3	15	83	3	0	.247
	GCL Phillies-E	0-0	0.00	1	1	0	0	0	3.2	2	0	0	0	0	6	0	0	.154	
	GCL Phillies-W	0-1	6.23	1	1	0	0	0	4.1	7	4	3	1	0	7	1	0	.333	
2019	Reading	6-5	3.84	14	14	0	0	0	77.1	82	37	33	9	0	15	62	3	0	.272
<b>Minors Totals</b>		<b>24-25</b>	<b>3.16</b>	<b>75</b>	<b>74</b>	<b>0</b>	<b>0</b>	<b>0</b>	<b>381.2</b>	<b>384</b>	<b>160</b>	<b>134</b>	<b>28</b>	<b>12</b>	<b>73</b>	<b>347</b>	<b>26</b>	<b>0</b>	<b>.262</b>

**FANTI, NICHOLAS (Nick)...** LHP... B-T: L-L... HT: 6-2; WT: 185... BORN: December 30, 1996, Smithtown, NY... RESIDES: Hauppauge, NY... HOW OBTAINED: Selected by Phillies in 31st round of June 2015 draft... SIGNED BY: Alex Agostino... EDUCATION: Attended Hauppauge HS.

2019: Missed the entire season (left shoulder surgery)... 2018: Began season on the IL (back strain) and was reinstated on 5/16 with Clearwater (A)... Logged 3 consecutive quality starts, 6/2-14... Was on the IL from 6/21-end of season with a left shoulder strain... Following the season, went 2-2 with a 3.67 ERA in 6 starts for Sydney in the Australian Baseball League... 2017: Spent entire season with Lakewood (A)... Finished 1st in South Atlantic League in winning % (.818), T-1st in OPP AVG, 2nd in WHIP (0.96) & fewest base runners/9.0 IP (9.12), T-2nd in SHO, 3rd in ERA and 5th in SO & SO/9.0 IP (9.05)... Chosen as a SAL midseason All-Star and was the starting pitcher for the North Division in the All-Star Game... Tossed 8.2 IP (3 BB, 9 SO) in combined no-hitter on 5/6 at Columbia... Named SAL Pitcher of the Week, 5/1-7... Named SAL Player of the Month for May after going 3-0 with a 1.05 ERA (3 ER, 25.2 IP) and 31 SO in 4 GS... Tossed a no-hitter (9.0 IP, BB, professional-high 12 SO) on 7/17 vs Charleston; first 9.0-inning no-hitter for Lakewood since 2002 (Gavin Floyd)... Named Phillies Minor League Pitcher of the Week 3 times (5/1-7, 5/22-28 and 7/17-23)... Held LHH to a .211 AVG (34-161) and RHH to a .193 AVG (53-274)... With RISP and 2 outs, held opponents to a .031 AVG



## FANTI (continued)

(1-32)... **2016:** Spent entire season with Gulf Coast League Phillies (R)... Selected as a GCL postseason All-Star... Named Phillies Minor League Pitcher of the Month for July (3-0, 5 G, 1.88 ERA, 5 ER, 24.0 IP, 3 BB, 16 H, 31 SO)... Ranked 2nd among all qualifying MiLB pitchers in ERA, trailing only teammate Sixto Sánchez... Led the GCL in strikeouts, was T-1st in wins and 2nd in WHIP (0.87) & OPP AVG (.191)... Allowed 1 ER or none in 8 of 9 starts... Posted a 7.22 SO/BB ratio... Participated in Florida Instructional League... **2015:** Began pro career with GCL Phillies... In 8 games as a reliever, allowed 2 ER in 15.1 IP (1.17 ERA)... Held RHH to a .156 AVG (7-45)... Participated in FIL.

YEAR	CLUB	W-L	ERA	G	GS	CG	SHO	SV	IP	H	R	ER	HR	HB	BB	SO	WP	BK	AVG
2015	GCL Phillies	1-1	2.55	9	1	0	0	0	17.2	14	7	5	0	0	6	20	2	1	.222
2016	GCL Phillies	#7-0	1.57	11	9	0	0	0	51.2	36	10	9	1	2	9	*65	1	0	.191
2017	Lakewood	9-2	2.54	21	21	1	1	0	120.1	87	37	34	5	7	28	121	6	0	#.200
2018	Clearwater	3-3	7.22	6	6	0	0	0	28.2	31	23	23	6	1	9	18	0	0	.287
2019	Injured – Did not pitch																		
<b>Minors Totals</b>		<b>20-6</b>	<b>2.93</b>	<b>47</b>	<b>37</b>	<b>1</b>	<b>1</b>	<b>0</b>	<b>218.1</b>	<b>168</b>	<b>77</b>	<b>71</b>	<b>12</b>	<b>10</b>	<b>52</b>	<b>224</b>	<b>9</b>	<b>1</b>	<b>.212</b>

\* League leader

# Tied for league lead

**FASSNACHT, NATHANIEL GEORGE (Nate)**... **INF**... **B-T:** R-R... **HT:** 5-11; **WT:** 205... **BORN:** January 5, 1998, Ephrata, PA... **RESIDES:** Ephrata... **HOW OBTAINED:** Selected by Phillies in 8th round of June 2019 draft... **SIGNED BY:** Connor Betbeze... **EDUCATION:** Attended George Washington University (DC).

**2019:** Began professional career with Williamsport (A)... Defensively, made starts at 2nd base (16), 3rd base (8) and SS (12)... Participated in Florida Instructional League.

YEAR	CLUB	AVG	G	AB	R	H	2B	3B	HR	RBI	SH	SF	HP	BB	SO	SB	CS	OBP	SLG	OPS	E
2019	Williamsport	.227	45	150	22	34	8	1	2	17	0	0	3	18	42	6	2	.322	.333	.655	12

**FIGGINS-JEFFERSON, DEMEDRICK LAMAR (DJ)**... **RHP**... **B-T:** R-R... **HT:** 6-5; **WT:** 185... **BORN:** January 9, 2001, Las Vegas, NV... **RESIDES:** Las Vegas... **HOW OBTAINED:** Signed by Phillies as a non-drafted free agent, 7/9/19... **SIGNED BY:** Mike Garcia... **EDUCATION:** 2019 graduate of Desert Oasis HS (NV).

**2019:** Made professional debut with Gulf Coast League Phillies East (R)... Participated in Florida Instructional League.

YEAR	CLUB	W-L	ERA	G	GS	CG	SHO	SV	IP	H	R	ER	HR	HB	BB	SO	WP	BK	AVG
2019	GCL Phillies-E	0-1	1.69	5	1	0	0	0	10.2	7	2	2	1	1	4	7	0	0	.189

**FITCH, COLBY**... **C**... **B-T:** L-R... **HT:** 5-11; **WT:** 215... **BORN:** July 27, 1995, Sacramento, CA... **RESIDES:** Thompson's Station, TN... **HOW OBTAINED:** Selected by Phillies in 13th round of June 2017 draft... **SIGNED BY:** Timi Moni... **EDUCATION:** Attended University of Louisville (KY).

**2019:** Played for Clearwater (A)... Caught 8 runners in 24 SB attempts (33.3%)... Posted a .994 fielding percentage in 17 games (16 starts) at catcher... Was on the IL from 6/13-end of season with left knee inflammation... **2018:** Spent entire season with Lakewood (A)... Was on the IL from 5/12-20 (left knee strain) and 6/7-15 (right great turf toe)... Hit .299 (20-67) with RISP... Caught 9 of 33 (27.3%) runners attempting to steal... Posted a .996 fielding percentage in 27 games at catcher... Made his professional pitching debut on 9/3 vs Delmarva (0.2 IP, SO)... **2017:** Began professional career with Williamsport (A)... Hit safely in his first 8 games (.500 AVG, 13-26)... Homered in consecutive games, 7/20-21... Promoted to Lakewood on 8/1 for remainder of season... Caught 8 runners in 23 stolen base attempts (34.8%) with Lakewood... Participated in Florida Instructional League.

YEAR	CLUB	AVG	G	AB	R	H	2B	3B	HR	RBI	SH	SF	HP	BB	SO	SB	CS	OBP	SLG	OPS	E
2017	Williamsport	.350	12	40	8	14	2	0	2	7	0	1	4	3	6	1	0	.438	.550	.988	1
	Lakewood	.217	22	69	12	15	2	0	2	5	0	0	2	16	17	0	0	.379	.333	.712	0
2018	Lakewood	.236	77	254	39	60	14	3	5	28	1	2	6	40	86	0	2	.351	.374	.725	1
2019	Clearwater	.224	27	85	15	19	4	1	0	9	0	2	4	15	20	3	0	.358	.294	.653	1
<b>Minors Totals</b>		<b>.241</b>	<b>138</b>	<b>448</b>	<b>74</b>	<b>108</b>	<b>22</b>	<b>4</b>	<b>9</b>	<b>49</b>	<b>1</b>	<b>5</b>	<b>16</b>	<b>74</b>	<b>129</b>	<b>4</b>	<b>2</b>	<b>.365</b>	<b>.368</b>	<b>.733</b>	<b>3</b>

**FLORES, WILFREDO**... **INF/OF**... **B-T:** S-R... **HT:** 5-10; **WT:** 170... **BORN:** May 14, 2000, Santo Domingo Centro, DR... **RESIDES:** Santo Domingo Este... **HOW OBTAINED:** Signed by Phillies as an amateur free agent, 5/8/18... **SIGNED BY:** Carlos Salas and Luis García.

**2019:** Spent entire season with Gulf Coast League Phillies East (R)... Batted .516 (16-31) against LHP... Recorded consecutive 4-hit games, 7/2-3... Defensively, made starts at 2nd base (9), 3rd base (7), SS (1) and in LF (11)... Participated in Florida Instructional League... **2018:** Began professional career with Dominican Summer League Phillies Red (R)... Ranked T-8th in the DSL in hits... Hit .333 (61-183), 10 2B and 2 3B against RHP... Batted .391 (9-23) with RISP and 2 outs.

YEAR	CLUB	AVG	G	AB	R	H	2B	3B	HR	RBI	SH	SF	HP	BB	SO	SB	CS	OBP	SLG	OPS	E
2018	DSL Phillies-R	.320	62	228	35	73	12	2	0	21	2	1	5	24	48	18	11	.395	.390	.786	12
2019	GCL Phillies-E	.342	32	120	20	41	6	2	0	11	4	1	1	4	16	9	4	.365	.425	.790	9
<b>Minors Totals</b>		<b>.328</b>	<b>94</b>	<b>348</b>	<b>55</b>	<b>114</b>	<b>18</b>	<b>4</b>	<b>0</b>	<b>32</b>	<b>6</b>	<b>2</b>	<b>6</b>	<b>28</b>	<b>64</b>	<b>27</b>	<b>15</b>	<b>.385</b>	<b>.402</b>	<b>.788</b>	<b>21</b>

**FRANCISCO, CARLOS ANTONIO**... RHP... B-T: R-R... HT: 6-4; WT: 220... BORN: July 2, 1999, Bayamon, PR... RESIDES: Orlando, FL... HOW OBTAINED: Selected by Phillies in 28th round of June 2019 draft... SIGNED BY: Jeff Zona Jr... EDUCATION: Attended Hillsborough CC (FL).

2019: Began professional career with Gulf Coast League Phillies East (R)... Participated in Florida Instructional League.

YEAR	CLUB	W-L	ERA	G	GS	CG	SHO	SV	IP	H	R	ER	HR	HB	BB	SO	WP	BK	AVG
2019	GCL Phillies-E	3-2	3.68	14	0	0	0	0	22.0	24	11	9	0	3	3	19	4	0	.276

**FRANCISCO, CARLOS MANUEL**... RHP... B-T: R-R... HT: 6-2; WT: 179... BORN: March 28, 1998, Esperanza, DR... RESIDES: Esperanza... HOW OBTAINED: Signed by Phillies as an amateur free agent, 4/19/17... SIGNED BY: Andrés Hiraldo.

2019: Pitched for Williamsport (A)... 2018: Spent entire season with Gulf Coast League Phillies East (R)... 2017: Began professional career with Dominican Summer League Phillies White (R)... Earned first pro win, 7/26 (gm 2) at DSL Mets-2... Posted a 1.35 ERA (5 ER, 33.1 IP) in his final 6 starts of season... Participated in Florida Instructional League.

YEAR	CLUB	W-L	ERA	G	GS	CG	SHO	SV	IP	H	R	ER	HR	HB	BB	SO	WP	BK	AVG
2017	DSL Phillies-W	1-5	2.70	12	11	0	0	0	50.0	46	27	15	0	3	20	41	7	2	.247
2018	GCL Phillies-E	2-4	6.51	11	8	0	0	0	37.1	45	29	27	1	4	18	41	3	1	.302
2019	Williamsport	0-2	6.94	9	5	0	0	0	23.1	34	21	18	2	1	12	18	1	0	.337
<b>Minors Totals</b>		<b>3-11</b>	<b>4.88</b>	<b>32</b>	<b>24</b>	<b>0</b>	<b>0</b>	<b>0</b>	<b>110.2</b>	<b>125</b>	<b>77</b>	<b>60</b>	<b>3</b>	<b>8</b>	<b>50</b>	<b>100</b>	<b>11</b>	<b>3</b>	<b>.287</b>

**FRANCISCO, FREDDY JUNIOR**... C... B-T: R-R... HT: 5-11; WT: 180... BORN: February 7, 2001, Esperanza, DR... RESIDES: Esperanza... HOW OBTAINED: Signed by Phillies as an amateur free agent, 5/3/18... SIGNED BY: Carlos Salas and Andrés Hiraldo.

2019: Played for Gulf Coast League Phillies West (R)... Participated in Florida Instructional League... 2018: Began professional career with Dominican Summer League Phillies Red (R)... Caught 21 of 56 (37.5%) runners attempting to steal... Made 24 starts at catcher and 9 at 1st base... Participated in FIL.

YEAR	CLUB	AVG	G	AB	R	H	2B	3B	HR	RBI	SH	SF	HP	BB	SO	SB	CS	OBP	SLG	OPS	E
2018	DSL Phillies-R	.287	46	167	24	48	11	3	0	18	0	1	1	16	26	10	1	.351	.389	.741	6
2019	GCL Phillies-W	.276	13	29	6	8	4	0	1	5	0	0	0	2	5	0	0	.323	.517	.840	0
<b>Minors Totals</b>		<b>.286</b>	<b>59</b>	<b>196</b>	<b>30</b>	<b>56</b>	<b>15</b>	<b>3</b>	<b>1</b>	<b>23</b>	<b>0</b>	<b>1</b>	<b>1</b>	<b>18</b>	<b>31</b>	<b>10</b>	<b>1</b>	<b>.347</b>	<b>.408</b>	<b>.755</b>	<b>6</b>

**FRISCIA, VITO JOSEPH**... C/1B... B-T: R-R... HT: 6-3; WT: 230... BORN: December 19, 1996, Bethpage, NY... RESIDES: Valley Stream, NY... HOW OBTAINED: Selected by Phillies in 40th round of June 2019 draft... SIGNED BY: Alex Agostino... EDUCATION: 2019 graduate of Hofstra University (NY).

2019: Began professional career with Gulf Coast League Phillies East (R)... Defensively, made 25 starts at 1st base and 15 at catcher... Slashed .333/.418/.464 in 20 August games.

YEAR	CLUB	AVG	G	AB	R	H	2B	3B	HR	RBI	SH	SF	HP	BB	SO	SB	CS	OBP	SLG	OPS	E
2019	GCL Phillies-E	.275	43	142	19	39	9	1	3	18	0	3	1	19	33	1	0	.358	.415	.773	1

**FUENMAYOR, JAVIER ANTONIO**... RHP... B-T: R-R... HT: 6-2; WT: 170... BORN: January 20, 2003, Maracaibo, VZ... RESIDES: Maracaibo... HOW OBTAINED: Signed by Phillies as an amateur free agent, 8/2/19... SIGNED BY: Rafael Álvarez and Elvis García.

**GARCIA, JULIAN ROBERT**... RHP... B-T: L-R... HT: 6-3; WT: 206... BORN: May 13, 1995, Denver, CO... RESIDES: Broomfield, CO... HOW OBTAINED: Selected by Phillies in 10th round of June 2016 draft... SIGNED BY: Brad Holland... EDUCATION: Attended Metropolitan State University of Denver.

2019: Began season with Clearwater (A)... Promoted to Reading (AA) on 7/28 for the remainder of the season... Had the lowest ERA (min. 60.0 IP) on Clearwater... Named Phillies Minor League Pitcher of the Week, 5/6-12... Logged a quality start in each of his final 5 outings with Clearwater and in 7 of his last 8 starts... Was on the IL from 6/13-19 with a right shin contusion... 2018: Spent entire season with Lakewood (A)... Went 4-1 with a 1.64 ERA (8 ER, 44.0 IP) and 56 SO in his 8 starts... Held RHH to a .193 AVG (28-145)... Averaged 10.85 SO/9.0 IP... Tied his professional high with 11 strikeouts on 8/18 vs Lexington (6.0 IP)... 2017: Spent entire season with Williamsport (A)... Finished 2nd in the New York-Penn League in SO and T-5th in BB... Earned first pro win, 6/28 vs Batavia... Posted a 1.29 ERA (3 ER, 21.0 IP) with 30 SO in his first 4 starts of the season... Struck out a season-high 11 over 5.0 hitless IP on 7/30 vs West Virginia... Held RHH to a .188 AVG (24-128)... Averaged 12.30 SO/9.0 IP... 2016: Began pro career with Williamsport... Posted a 0.92 ERA (2 ER, 19.2 IP) in 8 games as a reliever... Averaged 12.00 SO/9.0 IP... Participated in Florida Instructional League.

YEAR	CLUB	W-L	ERA	G	GS	CG	SHO	SV	IP	H	R	ER	HR	HB	BB	SO	WP	BK	AVG
2016	Williamsport	0-3	3.60	12	4	0	0	0	30.0	27	14	12	1	0	22	40	5	0	.233
2017	Williamsport	4-5	3.90	13	13	0	0	0	60.0	47	28	26	3	1	29	82	14	1	.217
2018	Lakewood	7-3	2.54	28	8	0	0	1	78.0	63	24	22	3	3	26	94	8	1	.223
2019	Clearwater	7-6	2.78	17	16	0	0	0	97.0	82	37	30	12	1	27	94	10	0	.229
	Reading	2-2	6.28	6	6	0	0	0	28.2	37	21	20	2	0	10	26	2	0	.308
<b>Minors Totals</b>		<b>20-19</b>	<b>3.37</b>	<b>76</b>	<b>47</b>	<b>0</b>	<b>0</b>	<b>1</b>	<b>293.2</b>	<b>256</b>	<b>124</b>	<b>110</b>	<b>21</b>	<b>5</b>	<b>114</b>	<b>336</b>	<b>39</b>	<b>2</b>	<b>.234</b>

**GARCÍA, LUIS JOSÉ...** INF... **B-T:** S-R... **HT:** 5-11; **WT:** 170... **BORN:** October 1, 2000, San Pedro de Macoris, DR... **RESIDES:** San Pedro de Macoris... **HOW OBTAINED:** Signed by Phillies as an amateur free agent, 7/2/17... **SIGNED BY:** Carlos Salas.

**2019:** Spent entire season with Lakewood (A) and led the team in games played... Named Phillies Minor League Defender of the Month for June... Posted a 20-game on-base streak, 5/9-6/1... Defensively, made 70 starts at SS and 55 at 2nd base... Combined to help turn 70 double plays... Following the season, named the No. 7 prospect in the Phillies minor league system by *Baseball America*... Participated in Florida Instructional League... **2018:** Named a Gulf Coast League All-Star... Ranked 1st in the GCL in AVG & hits, 3rd in OBP & RBI, 4th in runs scored, 6th in total bases and T-6th in OPS... Led all qualifying shortstops in the GCL with a .969 fielding percentage... Led all Phillies short-season minor leaguers in AVG... Selected as Phillies Minor League Defender of the Month for August... Spent entire season with Gulf Coast League Phillies West (R)... Hit .522 (12-23) with RISP and 2 outs... Batted .394 (50-127) with a .946 OPS against RHP... Following the season, named the No. 3 prospect in the Phillies minor league system by *Baseball America*... Participated in FIL... **2017:** Participated in FIL.

YEAR	CLUB	AVG	G	AB	R	H	2B	3B	HR	RBI	SH	SF	HP	BB	SO	SB	CS	OBP	SLG	OPS	E
2018	GCL Phillies-W	*.369	43	168	33	*62	11	3	1	32	0	0	4	15	21	12	8	.433	.488	.921	5
2019	Lakewood	.186	127	467	36	87	14	3	4	36	3	5	5	44	132	9	8	.261	.255	.516	24
<b>Minors Totals</b>		<b>.235</b>	<b>170</b>	<b>635</b>	<b>69</b>	<b>149</b>	<b>25</b>	<b>6</b>	<b>5</b>	<b>68</b>	<b>3</b>	<b>5</b>	<b>9</b>	<b>59</b>	<b>153</b>	<b>21</b>	<b>16</b>	<b>.306</b>	<b>.317</b>	<b>.623</b>	<b>29</b>

\* League leader

**GARRIDO, MAIKEL RAFAEL...** LHP... **B-T:** L-L... **HT:** 6-4; **WT:** 175... **BORN:** January 24, 2000, Tucacas, VZ... **RESIDES:** Tucacas... **HOW OBTAINED:** Signed by Phillies as an amateur free agent, 3/5/18... **SIGNED BY:** Rómulo Oliveros.

**2019:** Spent entire season with Gulf Coast League Phillies East (R)... Participated in Florida Instructional League... **2018:** Began professional career with Dominican Summer League Phillies White (R)... Participated in FIL.

YEAR	CLUB	W-L	ERA	G	GS	CG	SHO	SV	IP	H	R	ER	HR	HB	BB	SO	WP	BK	AVG
2018	DSL Phillies-W	0-2	5.14	5	0	0	0	1	7.0	5	4	4	0	0	5	4	1	1	.200
2019	GCL Phillies-E	2-1	7.31	15	0	0	0	0	16.0	11	14	13	1	2	26	19	6	0	.193
<b>Minors Totals</b>		<b>2-3</b>	<b>6.65</b>	<b>20</b>	<b>0</b>	<b>0</b>	<b>0</b>	<b>1</b>	<b>23.0</b>	<b>16</b>	<b>18</b>	<b>17</b>	<b>1</b>	<b>2</b>	<b>31</b>	<b>23</b>	<b>7</b>	<b>1</b>	<b>.195</b>

**GERALDO, JUAN JOSÉ...** RHP... **B-T:** R-R... **HT:** 6-0; **WT:** 175... **BORN:** August 6, 2001, Puerto Viejo, DR... **RESIDES:** Pueblo Viejo, DR... **HOW OBTAINED:** Signed by Phillies as an amateur free agent, 9/13/17... **SIGNED BY:** Carlos Salas.

**2019:** Spent entire season with Gulf Coast League Phillies East (R)... Had 6 scoreless relief appearances of at least 2.0 innings... Participated in Florida Instructional League... **2018:** Began professional career with Dominican Summer League Phillies White (R)... Posted a 2.10 ERA (6 ER, 25.2 IP) in his last 5 starts of the season... Participated in FIL.

YEAR	CLUB	W-L	ERA	G	GS	CG	SHO	SV	IP	H	R	ER	HR	HB	BB	SO	WP	BK	AVG
2018	DSL Phillies-W	3-4	4.43	15	12	0	0	1	61.0	60	32	30	3	4	20	52	4	0	.258
2019	GCL Phillies-E	2-0	3.96	12	2	0	0	0	25.0	21	11	11	1	3	7	33	1	1	.223
<b>Minors Totals</b>		<b>5-4</b>	<b>4.29</b>	<b>27</b>	<b>14</b>	<b>0</b>	<b>0</b>	<b>1</b>	<b>86.0</b>	<b>81</b>	<b>43</b>	<b>41</b>	<b>4</b>	<b>7</b>	<b>27</b>	<b>85</b>	<b>5</b>	<b>1</b>	<b>.248</b>

**GESSNER, JOSHUA HUGH (Josh)...** RHP... **B-T:** R-R... **HT:** 6-1; **WT:** 175... **BORN:** June 25, 2000, Midland, TX... **RESIDES:** Sydney, Australia... **HOW OBTAINED:** Signed by Phillies as an amateur free agent, 6/11/19... **SIGNED BY:** Howard Norsetter.

**2019:** Was on the restricted list from 6/11-7/16... Began professional career with Gulf Coast League Phillies West (R)... Participated in Florida Instructional League.

YEAR	CLUB	W-L	ERA	G	GS	CG	SHO	SV	IP	H	R	ER	HR	HB	BB	SO	WP	BK	AVG
2019	GCL Phillies-W	1-0	2.84	6	3	0	0	0	12.2	7	4	4	0	2	7	17	5	0	.152

**GHERBAZ, WILSON DANIEL...** RHP... **B-T:** R-R... **HT:** 6-2; **WT:** 145... **BORN:** September 30, 2000, Guatire, VZ... **RESIDES:** Charallave, VZ... **HOW OBTAINED:** Signed by Phillies as an amateur free agent, 7/2/18... **SIGNED BY:** Rafael Álvarez and Ebert Velásquez.

**2019:** Began professional career with Dominican Summer League Phillies Red (R)... Ranked T-5th among DSL pitchers in games started.

YEAR	CLUB	W-L	ERA	G	GS	CG	SHO	SV	IP	H	R	ER	HR	HB	BB	SO	WP	BK	AVG
2019	DSL Phillies-R	1-3	4.10	14	14	0	0	0	48.1	44	28	22	3	3	32	44	10	0	.240

**GIL, REIBERTH LEONEL...** OF... **B-T:** R-R... **HT:** 6-0; **WT:** 165... **BORN:** April 9, 2002, Barquisimeto, VZ... **RESIDES:** Barquisimeto... **HOW OBTAINED:** Signed by Phillies as an amateur free agent, 7/2/18... **SIGNED BY:** Rafael Álvarez and Rómulo Oliveros.

**2019:** Began professional career with Dominican Summer League Phillies White (R)... Made starts at all 3 outfield positions.

YEAR	CLUB	AVG	G	AB	R	H	2B	3B	HR	RBI	SH	SF	HP	BB	SO	SB	CS	OBP	SLG	OPS	E
2019	DSL Phillies-W	.193	28	83	6	16	1	0	0	3	2	1	1	9	28	5	2	.277	.205	.481	1

**GLOGOSKI, KYLE JACKSON... RHP... B-T:** R-R... **HT:** 6-1; **WT:** 194... **BORN:** January 6, 1999, Auckland, New Zealand... **RESIDES:** Auckland... **HOW OBTAINED:** Signed by Phillies as an amateur free agent, 1/4/18... **SIGNED BY:** Howard Norsetter... **MISC:** Pitched for New Zealand in 2014 World Baseball Softball Confederation World Championship in Mexico... Was youngest player on New Zealand Diamond Blacks men's national team in 2016 World Baseball Classic qualifiers.

**2019:** Selected as a South Atlantic League midseason All-Star... Earned the win for the North Division team in the SAL All-Star Game... Named Phillies Minor League Pitcher of the Month for May... Was twice chosen as Phillies Minor League Pitcher of the Week: 5/20-26 and 6/17-23 (co-pitcher)... Was the starter in a combined no-hitter on 6/22 vs Daytona: W, 5.0 IP, 2 BB, 5 SO... Did not allow more than 2 ER in any of his 19 games (14 starts) with Lakewood (A) and Clearwater (A)... Posted a 1.68 ERA, 0.98 WHIP and held opponents to a .179 AVG across both levels... Averaged 10.08 SO/9.0 IP... **2018:** Spent entire season with Gulf Coast League Phillies West (R)... Ranked T-6th in the GCL in SO... Averaged 10.85 SO/9.0 IP... Held opponents to a .146 AVG (6-41) with RISP... Participated in Florida Instructional League... Pitched for Auckland in Australian Baseball League... **2017:** Pitched for Sydney in ABL.

YEAR	CLUB	W-L	ERA	G	GS	CG	SHO	SV	IP	H	R	ER	HR	HB	BB	SO	WP	BK	AVG
2018	GCL Phillies-W	4-0	2.31	10	8	0	0	0	39.0	30	10	10	2	2	11	47	2	0	.204
2019	Lakewood	3-1	1.30	8	3	0	0	0	27.2	14	6	4	1	1	8	45	0	0	.144
	Clearwater	2-2	1.88	11	11	0	0	0	52.2	37	13	11	2	5	20	45	2	0	.197
<b>Minors Totals</b>		<b>9-3</b>	<b>1.89</b>	<b>29</b>	<b>22</b>	<b>0</b>	<b>0</b>	<b>0</b>	<b>119.1</b>	<b>81</b>	<b>29</b>	<b>25</b>	<b>5</b>	<b>8</b>	<b>39</b>	<b>137</b>	<b>4</b>	<b>0</b>	<b>.188</b>

**GÓMEZ, JOSÉ ANTONIO... INF... B-T:** R-R... **HT:** 6-0; **WT:** 170... **BORN:** December 10, 1996, Caracas, VZ... **RESIDES:** Caracas... **HOW OBTAINED:** Acquired from COL with RHP Alejandro Requena and RHP JD Hammer in exchange for RHP Pat Neshek and cash considerations, 7/26/17; originally signed by COL as an amateur free agent, 7/2/13.

**2019:** Began season with Clearwater (A)... Promoted to Reading (AA) on 4/30 for the remainder of the season... Selected as Phillies Minor League Defender of the Month for April... Named Phillies Minor League Co-Player of the Week, 4/22-28... Defensively, made starts at 2nd base (48), 3rd base (21) and SS (26)... Posted a .984 fielding percentage at 2nd base (3 errors in 187 total chances)... Following the season, played for Scottsdale in the Arizona Fall League... **2018:** Spent entire season with Clearwater... Defensively, made starts at 2nd base (30), 3rd base (46) and SS (21)... Posted a .989 fielding percentage at SS (1 error in 92 total chances)... **2017:** Began season with Asheville (A)... Selected as a South Atlantic League midseason and postseason All-Star... Made starts at 2nd base, 3rd base and SS for Asheville... Slashed .360/.404/.488 over 22 games in June... Placed on the IL, 7/20 (right hand contusion)... When acquired by Phillies on 7/26, was leading the SAL in AVG and T-3rd in hits... Reinstated from IL on 8/7 and joined Clearwater after a rehab appearance with Gulf Coast League Phillies (R)... Had a 12-game hitting streak (.354 AVG, 17-48) from 8/18-9/1... **2016:** Spent entire season with Grand Junction (R)... Slugged 2 HR on 8/21 vs Idaho Falls... Hit .400 (36-90) over 21 games in August... Named a Pioneer League midseason and postseason All-Star... Finished 1st in hits in the PL, 2nd in AVG, 4th in RBI and 5th in SB... Batted .412 (28-68) vs LHP... **2015:** Spent second season with Dominican Summer League Rockies (R)... Collected 5 hits on 8/1... In 19 August games, batted .371 (26-70)... Hit .333 (26-78) with RISP... **2014:** Made his professional debut with DSL Rockies.

YEAR	CLUB	AVG	G	AB	R	H	2B	3B	HR	RBI	SH	SF	HP	BB	SO	SB	CS	OBP	SLG	OPS	E
2014	DSL Rockies	.263	67	243	36	64	13	1	0	18	7	0	6	17	33	20	12	.327	.325	.652	14
2015	DSL Rockies	.300	66	220	35	66	13	1	2	28	8	1	13	16	25	12	7	.380	.395	.775	15
2016	Grand Junction	.367	66	267	54	*98	14	2	3	51	6	2	6	23	24	23	13	.426	.468	.894	24
2017	Asheville	.324	81	318	54	103	20	2	4	33	6	1	8	18	57	18	11	.374	.437	.811	13
	GCL Phillies	.500	2	6	1	3	0	0	0	1	0	0	0	0	0	0	0	.500	.500	1.000	1
	Clearwater	.250	22	92	8	23	2	0	0	3	1	0	1	4	19	0	1	.289	.272	.561	3
2018	Clearwater	.224	103	357	33	80	7	2	1	24	11	0	2	15	65	7	2	.259	.263	.523	9
2019	Clearwater	.348	14	46	4	16	4	0	0	6	1	0	0	5	14	0	1	.412	.435	.847	0
	Reading	.253	91	292	31	74	10	3	3	30	1	4	5	20	73	5	6	.308	.339	.647	12
<b>Minors Totals</b>		<b>.286</b>	<b>512</b>	<b>1841</b>	<b>256</b>	<b>527</b>	<b>83</b>	<b>11</b>	<b>13</b>	<b>194</b>	<b>41</b>	<b>8</b>	<b>41</b>	<b>118</b>	<b>310</b>	<b>85</b>	<b>53</b>	<b>.342</b>	<b>.364</b>	<b>.706</b>	<b>91</b>

\* League leader

**GÓMEZ, LUIS DAVID... RHP... B-T:** R-R... **HT:** 6-1; **WT:** 174... **BORN:** May 14, 2001, Santa Teresa del Tuy, VZ... **RESIDES:** Santa Teresa del Tuy... **HOW OBTAINED:** Signed by Phillies as an amateur free agent, 7/14/17... **SIGNED BY:** Carlos Salas.

**2019:** Spent entire season with Dominican Summer League Phillies White (R)... Limited LHH to a .185 AVG (5-27) with 0 XBH... **2018:** Began professional career with DSL Phillies Red (R)... Transferred to DSL Phillies White on 6/20 for remainder of season... Held LHH to a .069 AVG (2-29)... Combined to post a 0.92 WHIP.

YEAR	CLUB	W-L	ERA	G	GS	CG	SHO	SV	IP	H	R	ER	HR	HB	BB	SO	WP	BK	AVG
2018	DSL Phillies-R	0-0	5.79	5	0	0	0	0	4.2	4	5	3	0	0	5	5	3	0	.211
	DSL Phillies-W	2-0	1.40	4	3	0	0	0	19.1	9	3	3	0	0	4	11	1	0	.134
	DSL Combined	2-0	2.25	9	3	0	0	0	24.0	13	8	6	0	0	9	16	4	0	.151
2019	DSL Phillies-W	4-0	2.31	8	0	0	0	1	23.1	17	6	6	0	1	7	12	3	0	.207
<b>Minors Totals</b>		<b>6-0</b>	<b>2.28</b>	<b>17</b>	<b>3</b>	<b>0</b>	<b>0</b>	<b>1</b>	<b>47.1</b>	<b>30</b>	<b>14</b>	<b>12</b>	<b>0</b>	<b>1</b>	<b>16</b>	<b>28</b>	<b>7</b>	<b>0</b>	<b>.179</b>

**GOMEZ, MICHAEL G...** RHP... B-T: R-R... HT: 6-3; WT: 210... BORN: August 15, 1996, Upland, CA... RESIDES: Upland... HOW OBTAINED: Signed by Phillies as a non-drafted free agent, 7/17/18... EDUCATION: Attended California Polytechnic State University, Pomona and California Polytechnic State University, San Luis Obispo.

2019: Began season with Williamsport (A)... Pitched for Lakewood (A) from end of June to mid-July... Promoted to Clearwater (A), 7/19... In 18 relief appearances overall, posted a 1.15 ERA, 0.86 WHIP and held opponents to a .174 AVG... 2018: Began professional career with Gulf Coast League Phillies West (R)... Participated in Florida Instructional League.

YEAR	CLUB	W-L	ERA	G	GS	CG	SHO	SV	IP	H	R	ER	HR	HB	BB	SO	WP	BK	AVG
2018	GCL Phillies-W	1-0	3.52	6	0	0	0	0	7.2	9	5	3	0	0	5	5	1	0	.300
2019	Williamsport	0-0	1.93	3	0	0	0	0	4.2	3	1	1	0	0	1	6	0	0	.176
	Lakewood	1-0	0.00	5	0	0	0	1	8.1	2	0	0	0	1	1	6	0	0	.083
	Clearwater	1-0	1.47	10	0	0	0	1	18.1	14	3	3	1	1	6	22	3	0	.206
<b>Minors Totals</b>		<b>3-0</b>	<b>1.62</b>	<b>24</b>	<b>0</b>	<b>0</b>	<b>0</b>	<b>2</b>	<b>39.0</b>	<b>28</b>	<b>9</b>	<b>7</b>	<b>1</b>	<b>2</b>	<b>13</b>	<b>39</b>	<b>4</b>	<b>0</b>	<b>.201</b>

**GONZÁLEZ, DIEGO ANDRES...** INF... B-T: R-R... HT: 5-11; WT: 160... BORN: June 7, 2003, Barquisimeto, VZ... RESIDES: Barquisimeto... HOW OBTAINED: Signed by Phillies as an amateur free agent, 7/2/19... SIGNED BY: Rafael Álvarez and Franklin Rojas.

**GONZÁLEZ, ÓSCAR EDUARDO...** C/1B... B-T: R-R... HT: 6-0; WT: 184... BORN: November 21, 2000, Yaritagua, VZ... RESIDES: Yaritagua... HOW OBTAINED: Signed by Phillies as an amateur free agent, 7/2/17... SIGNED BY: Rómulo Oliveros.

2019: Spent entire season with Dominican Summer League Phillies Red (R)... Defensively, made starts at 1st base (29) and catcher (28)... Caught 22 runners in 53 SB attempts (41.5%)... 2018: Began professional career with DSL Phillies White... Caught 20 of 46 (43.5%) runners attempting to steal... Defensively, made starts at 1st base (44), catcher (18), 3rd base (1) and in LF (1).

YEAR	CLUB	AVG	G	AB	R	H	2B	3B	HR	RBI	SH	SF	HP	BB	SO	SB	CS	OBP	SLG	OPS	E
2018	DSL Phillies-W	.216	70	250	29	54	8	2	1	32	1	2	5	24	37	2	3	.295	.276	.571	6
2019	DSL Phillies-R	.263	59	209	24	55	5	2	1	29	1	3	5	23	36	5	4	.346	.321	.666	6
<b>Minors Totals</b>		<b>.237</b>	<b>129</b>	<b>459</b>	<b>53</b>	<b>109</b>	<b>13</b>	<b>4</b>	<b>2</b>	<b>61</b>	<b>2</b>	<b>5</b>	<b>10</b>	<b>47</b>	<b>73</b>	<b>7</b>	<b>7</b>	<b>.319</b>	<b>.296</b>	<b>.615</b>	<b>12</b>

**GOWDY, KEVIN R...** RHP... B-T: R-R... HT: 6-4; WT: 170... BORN: November 16, 1997, Santa Barbara, CA... RESIDES: Santa Barbara... HOW OBTAINED: Selected by Phillies in 2nd round of June 2016 draft... SIGNED BY: Shane Bowers... EDUCATION: 2016 graduate of Santa Barbara HS.

2019: Spent entire season with Lakewood (A)... Posted a 1.84 ERA (3 ER, 14.2 IP) in his first 4 starts of the year... Posted a 3.04 ERA (8 ER, 23.2 IP) in 8 appearances as a reliever... 2018: Did not pitch (right elbow ulnar collateral ligament injury)... 2017: Did not pitch after undergoing Tommy John surgery... 2016: Began professional career with Gulf Coast League Phillies (R)... Participated in Florida Instructional League.

YEAR	CLUB	W-L	ERA	G	GS	CG	SHO	SV	IP	H	R	ER	HR	HB	BB	SO	WP	BK	AVG
2016	GCL Phillies	0-1	4.00	4	4	0	0	0	9.0	9	5	4	0	1	2	9	0	0	.231
2017	Injured - Did not pitch																		
2018	Injured - Did not pitch																		
2019	Lakewood	0-6	4.68	24	16	0	0	0	77.0	83	46	40	4	3	51	53	8	1	.281
<b>Minors Totals</b>		<b>0-7</b>	<b>4.60</b>	<b>28</b>	<b>20</b>	<b>0</b>	<b>0</b>	<b>0</b>	<b>86.0</b>	<b>92</b>	<b>51</b>	<b>44</b>	<b>4</b>	<b>4</b>	<b>53</b>	<b>62</b>	<b>8</b>	<b>1</b>	<b>.275</b>

**GOZZO, SALVATORE PHILLIP (Sal)...** INF... B-T: S-R... HT: 6-0; WT: 195... BORN: March 29, 1998, Memphis, TN... RESIDES: New Orleans, LA... HOW OBTAINED: Signed by Phillies as a non-drafted free agent, 6/11/19... SIGNED BY: Mike Stauffer... EDUCATION: Attended Tulane University (LA)... MISC: His father, Mauro, pitched in parts of 6 seasons in the majors for TOR, CLE, MIN and NYM.

2019: Began professional career with Gulf Coast League Phillies West (R)... Did not commit an error at 2nd base (8 starts), 3rd base (3 starts) and SS (24 starts).

YEAR	CLUB	AVG	G	AB	R	H	2B	3B	HR	RBI	SH	SF	HP	BB	SO	SB	CS	OBP	SLG	OPS	E
2019	GCL Phillies-W	.186	39	129	19	24	5	2	1	14	0	0	1	22	29	5	0	.309	.279	.588	0

**GRATEROL, ENYER GABRIEL...** INF... B-T: S-R... HT: 5-10; WT: 160... BORN: January 18, 2003, Caracas, VZ... RESIDES: Caracas... HOW OBTAINED: Signed by Phillies as an amateur free agent, 7/2/19... SIGNED BY: Rafael Álvarez and Ubaldo Heredia.

**GREENWALT, KEATON HAZE...** OF... **B-T:** R-R... **HT:** 6-4; **WT:** 220... **BORN:** November 23, 1997, Clovis, NM... **RESIDES:** Lubbock, TX... **HOW OBTAINED:** Selected by Phillies in 20th round of June 2019 draft... **SIGNED BY:** Ralph Garr Jr... **EDUCATION:** Attended Lubbock Christian University.

**2019:** Began professional career with Gulf Coast League Phillies West (R)... Participated in Florida Instructional League.

YEAR	CLUB	AVG	G	AB	R	H	2B	3B	HR	RBI	SH	SF	HP	BB	SO	SB	CS	OBP	SLG	OPS	E
2019	GCL Phillies-W	.260	45	169	23	44	13	1	5	22	0	2	1	8	26	4	2	.294	.438	.732	2

**GUARAMACO, JOSÉ GREGORIO...** RHP... **B-T:** R-R... **HT:** 6-5; **WT:** 165... **BORN:** November 16, 2000, Cupira, VZ... **RESIDES:** Caracas, VZ... **HOW OBTAINED:** Signed by Phillies as an amateur free agent, 11/8/18... **SIGNED BY:** William Mota.

**2019:** Did not pitch.

**GUEVARA, JHORJAN JOSÉ...** OF... **B-T:** R-R... **HT:** 6-2; **WT:** 170... **BORN:** May 19, 2002, El Tigre, VZ... **RESIDES:** El Tigre... **HOW OBTAINED:** Signed by Phillies as an amateur free agent, 6/13/19... **SIGNED BY:** Jesús Méndez, Rafael Álvarez and Ebert Velásquez.

**2019:** Was on the restricted list from 6/13-8/15... Did not play.

**GUTHRIE, DALTON...** INF... **B-T:** R-R... **HT:** 5-11; **WT:** 175... **BORN:** December 23, 1995, Sarasota, FL... **RESIDES:** Sarasota... **HOW OBTAINED:** Selected by Phillies in 6th round of June 2017 draft... **SIGNED BY:** Alan Marr... **EDUCATION:** Attended University of Florida... **MISC:** Originally selected by MIN in 40th round of June 2014 draft, but did not sign... Is the son of former ML pitcher Mark Guthrie.

**2019:** Spent entire season with Clearwater (A)... Defensively, made starts at 2nd base (35), 3rd base (11) and SS (40)... Posted a .987 fielding percentage at 2nd base... Named Phillies Minor League Co-Defender of the Month for August... Batted .273 in 58 games following the All-Star break after hitting .193 in 30 games prior to the break... **2018:** Began season with Lakewood (A), where he played the majority of the year... Was on the IL from 6/11-7/4 with a back strain; included rehab assignments at Gulf Coast League Phillies East (R) and GCL Phillies West... Defensively, made starts at 2nd base (34), 3rd base (33) and SS (22) for Lakewood... Overall, in 38 games (all starts) at 2nd base across both levels, had a 1.000 fielding percentage (153 total chances)... Homered in consecutive games, 8/29 (gm 2)-30... **2017:** Began professional career with GCL Phillies... His first pro hit was a home run on 8/16 vs GCL Blue Jays... Participated in Florida Instructional League.

YEAR	CLUB	AVG	G	AB	R	H	2B	3B	HR	RBI	SH	SF	HP	BB	SO	SB	CS	OBP	SLG	OPS	E
2017	GCL Phillies	.182	9	22	5	4	1	0	1	3	1	0	0	5	1	1	1	.333	.364	.697	1
2018	Lakewood	.241	91	307	42	74	16	0	5	30	6	7	6	21	56	3	6	.296	.342	.638	10
	GCL Phillies-E	.182	3	11	1	2	1	0	0	0	0	0	0	1	0	0	0	.182	.273	.455	0
	GCL Phillies-W	.500	1	2	0	1	0	0	0	2	0	1	0	0	0	0	0	.333	.500	.833	0
2019	Clearwater	.243	88	301	39	73	16	4	4	22	4	2	5	13	51	6	2	.283	.362	.646	9
<b>Minors Totals</b>		<b>.240</b>	<b>192</b>	<b>643</b>	<b>87</b>	<b>154</b>	<b>34</b>	<b>4</b>	<b>10</b>	<b>57</b>	<b>11</b>	<b>10</b>	<b>11</b>	<b>39</b>	<b>109</b>	<b>10</b>	<b>9</b>	<b>.290</b>	<b>.351</b>	<b>.642</b>	<b>20</b>

**GUTIÉRREZ, ABRAHÁN ALBERTO...** C... **B-T:** R-R... **HT:** 6-2; **WT:** 214... **BORN:** October 31, 1999, Caracas, VZ... **RESIDES:** Charallave, VZ... **HOW OBTAINED:** Signed by Phillies as a minor league free agent, 12/21/17; originally signed by ATL as an amateur free agent, 7/2/16... **SIGNED BY:** Carlos Salas.

**2019:** Spent entire season with Lakewood (A)... Caught 24 runners in 81 SB attempts (29.6%)... Made 62 starts at catcher... Batted .338 (27-80) with an .854 OPS against LHP... Had 2 IL stints: 5/24-6/7 and 7/3-10 (concussions)... **2018:** Spent entire season with Gulf Coast League Phillies West (R)... Ranked T-5th in the GCL in RBI, 8th in AVG and 9th in hits... Led all GCL catchers in total chances (244) and putouts (224)... Caught 10 of 48 (20.8%) runners attempting to steal... His 17-game hitting streak (.370 AVG) from 6/28-7/25 was the 2nd-longest such streak in the GCL... Hit .378 (14-37) against LHP... Participated in Florida Instructional League... **2017:** Began professional career with GCL Braves (R)... Caught 18 of 48 attempted base stealers (37.5%)... Slugged first pro HR on 8/28 at GCL Pirates.

YEAR	CLUB	AVG	G	AB	R	H	2B	3B	HR	RBI	SH	SF	HP	BB	SO	SB	CS	OBP	SLG	OPS	E
2017	GCL Braves	.264	35	129	15	34	9	0	1	12	0	1	1	10	21	0	0	.319	.357	.676	3
2018	GCL Phillies-W	.315	41	162	24	51	10	1	1	30	0	2	3	10	16	2	2	.362	.407	.769	3
2019	Lakewood	.246	83	289	23	71	9	0	4	27	0	3	2	28	62	3	1	.314	.318	.632	8
<b>Minors Totals</b>		<b>.269</b>	<b>159</b>	<b>580</b>	<b>62</b>	<b>156</b>	<b>28</b>	<b>1</b>	<b>6</b>	<b>69</b>	<b>0</b>	<b>6</b>	<b>6</b>	<b>48</b>	<b>99</b>	<b>5</b>	<b>3</b>	<b>.328</b>	<b>.352</b>	<b>.680</b>	<b>14</b>

**GUZMÁN, JONATHAN**... INF... B-T: R-R... HT: 6-0; WT: 156... BORN: August 17, 1999, Esperanza, DR... RESIDES: Esperanza... **HOW OBTAINED:** Signed by Phillies as an amateur free agent, 8/17/15... **SIGNED BY:** Carlos Salas.

**2019:** Led all Phillies minor leaguers with 31 stolen bases... Ranked T-4th in the South Atlantic League in steals and was 9th in AB... Spent entire season with Lakewood (A)... Posted a 21-game on-base streak, 5/11-6/4 (longest such streak on Lakewood)... Named Phillies Minor League Player of the Week, 6/3-9... Defensively, made starts at 2nd base (54) and SS (67)... Posted a .983 fielding percentage at 2nd base (4 errors in 230 total chances)... Following the season, rated as having the best infield arm in the Phillies minor league system by *Baseball America*... **2018:** Spent entire season with Williamsport (A)... Posted a .960 fielding percentage over 61 games (all starts) at SS... Finished 2nd on the club in games and T-2nd in runs scored... **2017:** Opened season with Clearwater (A)... Transferred to Williamsport on 5/25... Slugged first professional HR on 6/24 at Auburn... Transferred to Gulf Coast League Phillies (R) on 6/26 for remainder of season... Slashed .303/.352/.455 over 16 games in July... Participated in Florida Instructional League... **2016:** Began pro career with Dominican Summer League Phillies-1 (R)... Led team in AVG, hits, AB, doubles, games and total bases (83)... Had a 15-game hitting streak, 7/25-8/13... Participated in FIL.

YEAR	CLUB	AVG	G	AB	R	H	2B	3B	HR	RBI	SH	SF	HP	BB	SO	SB	CS	OBP	SLG	OPS	E
2016	DSL Phillies-1	.300	64	240	27	72	11	0	0	13	7	2	7	21	25	13	#13	.370	.346	.716	11
2017	Clearwater	.000	1	3	0	0	0	0	0	0	0	0	0	0	3	0	0	.000	.000	.000	0
	Williamsport	.263	6	19	2	5	0	0	1	2	0	0	0	4	3	0	1	.391	.421	.812	5
	GCL Phillies	.248	38	153	17	38	4	2	1	13	1	0	0	11	24	5	1	.299	.320	.619	10
2018	Williamsport	.210	62	243	28	51	7	1	2	14	2	3	1	10	61	3	4	.241	.272	.513	10
2019	Lakewood	.251	123	475	55	119	18	2	3	40	4	2	1	32	97	31	11	.298	.316	.614	14
<b>Minors Totals</b>		<b>.252</b>	<b>294</b>	<b>1133</b>	<b>129</b>	<b>285</b>	<b>40</b>	<b>5</b>	<b>7</b>	<b>82</b>	<b>14</b>	<b>7</b>	<b>9</b>	<b>78</b>	<b>213</b>	<b>52</b>	<b>30</b>	<b>.303</b>	<b>.314</b>	<b>.617</b>	<b>50</b>

#Tied for league lead

**HALLEAD, TYLER**... RHP... B-T: R-R... HT: 6-5; WT: 190... BORN: May 17, 1995, Yakima, WA... RESIDES: Las Vegas, NV... **HOW OBTAINED:** Selected by Phillies in 24th round of June 2016 draft... **SIGNED BY:** Mike Garcia... **EDUCATION:** 2016 graduate of the College of Southern Nevada.

**2019:** Missed entire season (right shoulder surgery)... **2018:** Did not pitch due to a right shoulder strain... **2017:** Spent entire season with Lakewood (A)... Posted a 1.84 ERA (3 ER, 14.2 IP) in 9 August games... Held RHH to a .183 AVG (15-82)... Averaged 10.76 SO/9.0 IP... **2016:** Began professional career with Williamsport (A)... Participated in Florida Instructional League.

YEAR	CLUB	W-L	ERA	G	GS	CG	SHO	SV	IP	H	R	ER	HR	HB	BB	SO	WP	BK	AVG
2016	Williamsport	2-2	4.91	14	0	0	0	2	25.2	23	16	14	1	3	10	13	3	0	.237
2017	Lakewood	1-1	5.05	27	0	0	0	1	41.0	32	24	23	3	4	22	49	6	0	.216
2018	Injured – Did not pitch																		
2019	Injured – Did not pitch																		
<b>Minors Totals</b>		<b>3-3</b>	<b>5.00</b>	<b>41</b>	<b>0</b>	<b>0</b>	<b>0</b>	<b>3</b>	<b>66.2</b>	<b>55</b>	<b>40</b>	<b>37</b>	<b>4</b>	<b>7</b>	<b>32</b>	<b>62</b>	<b>9</b>	<b>0</b>	<b>.224</b>

**HEARN, HUNTER WADE**... OF... B-T: R-R... HT: 6-2; WT: 210... BORN: October 30, 1996, Crosby, TX... RESIDES: Huntsville, TX... **HOW OBTAINED:** Selected by Phillies in 26th round of June 2019 draft... **SIGNED BY:** Will Brunson... **EDUCATION:** 2019 graduate of Sam Houston State University (TX).

**2019:** Began professional career with Williamsport (A)... Made starts at all 3 OF positions and totaled 8 OF assists... Participated in Florida Instructional League.

YEAR	CLUB	AVG	G	AB	R	H	2B	3B	HR	RBI	SH	SF	HP	BB	SO	SB	CS	OBP	SLG	OPS	E
2019	Williamsport	.180	52	178	12	32	8	0	5	19	0	0	5	12	55	1	7	.251	.309	.560	2

**HENDRICKSON, JOSHUA PATRICK (Josh)**... LHP... B-T: L-L... HT: 6-4; WT: 210... BORN: September 18, 1997, Ashford, Australia... RESIDES: Whitby, Australia... **HOW OBTAINED:** Selected by Phillies in 38th round of June 2019 draft... **SIGNED BY:** Mike Garcia... **EDUCATION:** Attended the University of San Diego (CA), Barton County CC (KS) and Ranger College (TX)... **MISC:** Originally selected by KC in 20th round of June 2018 draft, but did not sign.

**2019:** Began professional career with Gulf Coast League Phillies West (R)... Finished season with Lakewood (A)... Posted a 0.89 WHIP and averaged 10.70 SO/9.0 IP... Participated in Florida Instructional League.

YEAR	CLUB	W-L	ERA	G	GS	CG	SHO	SV	IP	H	R	ER	HR	HB	BB	SO	WP	BK	AVG
2019	GCL Phillies-W	2-1	3.50	11	2	0	0	1	18.0	14	7	7	2	0	3	22	2	0	.212
	Lakewood	1-1	0.47	5	2	0	0	0	19.0	11	5	1	1	2	5	22	0	0	.175
<b>Minors Totals</b>		<b>3-2</b>	<b>1.95</b>	<b>16</b>	<b>4</b>	<b>0</b>	<b>0</b>	<b>1</b>	<b>37.0</b>	<b>25</b>	<b>12</b>	<b>8</b>	<b>3</b>	<b>2</b>	<b>8</b>	<b>44</b>	<b>2</b>	<b>0</b>	<b>.194</b>

**HENNIGAN, JONATHAN**... LHP... B-T: L-L... HT: 6-4; WT: 193... BORN: August 27, 1994, Nacogdoches, TX... RESIDES: Center, TX... HOW OBTAINED: Selected by Phillies in 21st round of June 2016 draft... SIGNED BY: Steve Cohen... EDUCATION: Attended Texas State University.

**2019:** Named a Florida State League midseason All-Star... Began season with Clearwater (A)... Opened year with a 12.0-inning scoreless streak... Logged 62.0 consecutive homerless innings from the beginning of the season through 8/16... Promoted to Reading (AA) on 5/21 for the remainder of the season... **2018:** Began season with Lakewood (A)... Named Phillies Minor League Pitcher of the Week, 7/2-8... Promoted to Clearwater on 7/19 for remainder of season... Opened his stint at Clearwater with an 11.2-inning scoreless streak... Combined across both levels to hold LHH to a .187 AVG (17-91)... Overall, posted a 2.39 ERA in 37 relief appearances... Pitched for Scottsdale in the Arizona Fall League... **2017:** Spent entire season with Lakewood... Earned first professional save, 4/7 at Kannapolis... Posted a 1.64 ERA (2 ER, 11.0 IP) over 8 April games... Struck out 6 over 3.1 hitless innings on 6/6 vs Kannapolis... Averaged 12.22 SO/9.0 IP... Held RHH to a .209 AVG (23-110)... Posted a 2.49 ERA (7 ER, 25.1 IP) in 14 home games compared to a 9.38 ERA (25 ER, 24.0 IP) in 16 road games... Was on the IL from 8/8 through remainder of season (left shoulder strain)... **2016:** Began pro career with Williamsport (A)... Allowed 2 ER in his first 2.0 IP, then surrendered only 1 ER in his final 12.1 IP (0.73 ERA in 11 games)... Averaged 11.93 SO/9.0 IP... RHH were 0-for-12 with 6 SO against him... Participated in Florida Instructional League.

YEAR	CLUB	W-L	ERA	G	GS	CG	SHO	SV	IP	H	R	ER	HR	HB	BB	SO	WP	BK	AVG
2016	Williamsport	1-0	1.88	13	0	0	0	0	14.1	8	4	3	1	1	6	19	3	0	.160
2017	Lakewood	1-3	5.84	30	0	0	0	3	49.1	47	35	32	3	2	27	67	4	1	.245
2018	Lakewood	1-1	2.83	22	0	0	0	2	35.0	30	13	11	1	4	14	32	3	0	.238
	Clearwater	0-0	1.53	15	0	0	0	0	17.2	17	6	3	1	1	6	14	3	1	.250
2019	Clearwater	0-1	2.25	14	0	0	0	7	20.0	13	5	5	0	2	6	29	2	0	.178
	Reading	3-4	4.47	31	0	0	0	2	46.1	50	27	23	2	1	28	41	5	0	.275
<b>Minors Totals</b>		<b>6-9</b>	<b>3.79</b>	<b>125</b>	<b>0</b>	<b>0</b>	<b>0</b>	<b>14</b>	<b>182.2</b>	<b>165</b>	<b>90</b>	<b>77</b>	<b>8</b>	<b>11</b>	<b>87</b>	<b>202</b>	<b>20</b>	<b>2</b>	<b>.239</b>

**HERNÁNDEZ, CRISTIAN GREGORIO**... RHP... B-T: R-R... HT: 6-3; WT: 180... BORN: September 23, 2000, Cumana, VZ... RESIDES: Cumana... HOW OBTAINED: Signed by Phillies as an amateur free agent, 7/9/17... SIGNED BY: Ebert Velásquez.

**2019:** Did not pitch... Participated in Florida Instructional League... **2018:** Named a Dominican Summer League All-Star... Began professional career with DSL Phillies Red (R)... Allowed 1 or 0 BB in 11 of his 13 starts... Averaged 1.43 BB/9.0 IP... Earned first pro win, 7/18 vs DSL Mets-1... Participated in FIL.

YEAR	CLUB	W-L	ERA	G	GS	CG	SHO	SV	IP	H	R	ER	HR	HB	BB	SO	WP	BK	AVG
2018	DSL Phillies-R	2-3	2.57	13	13	0	0	0	63.0	62	28	18	2	3	10	49	5	0	.250
2019	Did not pitch																		
<b>Minors Totals</b>		<b>2-3</b>	<b>2.57</b>	<b>13</b>	<b>13</b>	<b>0</b>	<b>0</b>	<b>0</b>	<b>63.0</b>	<b>62</b>	<b>28</b>	<b>18</b>	<b>2</b>	<b>3</b>	<b>10</b>	<b>49</b>	<b>5</b>	<b>0</b>	<b>.250</b>

**HERNÁNDEZ, FERNANDO JESÚS**... INF... B-T: R-R... HT: 5-11; WT: 165... BORN: March 30, 2003, Cabudare, VZ... RESIDES: Cabudare... HOW OBTAINED: Signed by Phillies as an amateur free agent, 7/2/19... SIGNED BY: Rafael Álvarez and Franklin Rojas.

**HERNANDEZ, JAKOB**... LHP... B-T: L-L... HT: 6-4; WT: 260... BORN: May 19, 1996, Parker, CO... RESIDES: Georgetown, TX... HOW OBTAINED: Selected by Phillies in 21st round of June 2017 draft... SIGNED BY: Brian Kohlscheen... EDUCATION: Attended the University of Texas at Arlington and Seward County CC (KS).

**2019:** Spent entire season with Reading (AA)... Ranked 3rd among Eastern League pitchers in games... Posted a 1.00 WHIP... In 23 road games, posted a 0.59 ERA (2 ER, 30.1 IP)... Limited opponents to a .163 AVG (8-49) with RISP... Tossed 2.0 or more innings in 18 of his relief appearances... **2018:** Named a Florida State League midseason All-Star... Selected as Phillies Minor League Pitcher of the Week, 4/30-5/6... Spent entire season with Clearwater (A)... Averaged 11.72 SO/9.0 IP, the highest mark among qualifying FSL relievers... Ranked 3rd in the FSL in holds (8) and 5th in appearances (43)... Pitched at least 2.0 innings in 20 of his 43 relief outings... **2017:** Began professional career with Gulf Coast League Phillies (R)... Earned first pro win, 8/3 at GCL Yankees East... Participated in Florida Instructional League.

YEAR	CLUB	W-L	ERA	G	GS	CG	SHO	SV	IP	H	R	ER	HR	HB	BB	SO	WP	BK	AVG
2017	GCL Phillies	1-0	1.64	9	0	0	0	1	11.0	9	3	2	0	1	0	15	1	0	.237
2018	Clearwater	3-3	2.80	43	0	0	0	5	70.2	61	26	22	2	3	31	92	14	0	.242
2019	Reading	5-1	1.68	47	1	0	0	5	69.2	43	14	13	4	0	27	73	5	0	.178
<b>Minors Totals</b>		<b>9-4</b>	<b>2.20</b>	<b>99</b>	<b>1</b>	<b>0</b>	<b>0</b>	<b>11</b>	<b>151.1</b>	<b>113</b>	<b>43</b>	<b>37</b>	<b>6</b>	<b>4</b>	<b>58</b>	<b>180</b>	<b>20</b>	<b>0</b>	<b>.212</b>

**HERNÁNDEZ, JEAN CARLOS**... RHP... B-T: R-R... HT: 6-1; WT: 185... BORN: October 22, 2002, Cristo Rey, DR... RESIDES: Cristo Rey... HOW OBTAINED: Signed by Phillies as an amateur free agent, 7/2/19... SIGNED BY: Carlos Salas and Juan Feliciano.



**HERNÁNDEZ, JEVI LUIS**... **OF**... **B-T:** R-R... **HT:** 6-0; **WT:** 140... **BORN:** March 2, 1999, Santo Domingo Centro, DR... **RESIDES:** Santo Domingo Norte... **HOW OBTAINED:** Signed by Phillies as an amateur free agent, 3/4/17... **SIGNED BY:** Franklin Felida.

**2019:** Spent entire season with Gulf Coast League Phillies East (R)... Defensively, made starts at 1st base and all 3 OF positions... **2018:** Spent entire season with Dominican Summer League Phillies White (R)... Led all Phillies short-season minor leaguers in SB and was T-1st in runs scored... Ranked T-8th in the DSL in SB... Hit .333 (14-42) against LHP... **2017:** Began professional career with DSL Phillies Red... Led all Phillies short-season minor leaguers in doubles... Hit .295 (13-44) against LHP... Batted .313 (21-67) with RISP... Slugged first pro HR, 7/27 vs DSL Yankees.

YEAR	CLUB	AVG	G	AB	R	H	2B	3B	HR	SH	SF	HP	BB	SO	SB	CS	OBP	SLG	OPS	E	
2017	DSL Phillies-R	.232	61	211	21	49	16	3	1	31	1	1	3	10	32	11	6	.276	.351	.626	6
2018	DSL Phillies-W	.275	53	200	43	55	7	5	2	20	0	1	1	27	31	32	9	.362	.390	.752	14
2019	GCL Phillies-E	.240	37	125	18	30	4	2	0	7	1	0	4	12	34	12	3	.326	.304	.630	2
<b>Minors Totals</b>		<b>.250</b>	<b>151</b>	<b>536</b>	<b>82</b>	<b>134</b>	<b>27</b>	<b>10</b>	<b>3</b>	<b>58</b>	<b>2</b>	<b>2</b>	<b>8</b>	<b>49</b>	<b>97</b>	<b>55</b>	<b>18</b>	<b>.321</b>	<b>.354</b>	<b>.675</b>	<b>22</b>

**HERNÁNDEZ, JOAN MANUEL**... **RHP**... **B-T:** R-R... **HT:** 6-0; **WT:** 180... **BORN:** July 7, 1999, Santo Domingo Centro, DR... **RESIDES:** Santo Domingo... **HOW OBTAINED:** Signed by Phillies as an amateur free agent, 7/7/17... **SIGNED BY:** Carlos Salas and Luis García.

**2019:** Missed entire season with a right elbow UCL injury... **2018:** Made his professional debut with Dominican Summer League Phillies Red (R)... Was on the IL from 6/26-end of the season with a right elbow ulnar collateral ligament injury.

YEAR	CLUB	W-L	ERA	G	GS	CG	SHO	SV	IP	H	R	ER	HR	HB	BB	SO	WP	BK	AVG
2018	DSL Phillies-R	0-0	45.00	1	0	0	0	0	1.0	4	5	5	0	0	2	0	2	0	.571
2019	Injured – Did not pitch																		
<b>Minors Totals</b>		<b>0-0</b>	<b>45.00</b>	<b>1</b>	<b>0</b>	<b>0</b>	<b>0</b>	<b>0</b>	<b>1.0</b>	<b>4</b>	<b>5</b>	<b>5</b>	<b>0</b>	<b>0</b>	<b>2</b>	<b>0</b>	<b>2</b>	<b>0</b>	<b>.571</b>

**HERRERA, ALEXIS ANTONIO**... **RHP**... **B-T:** R-R... **HT:** 6-3; **WT:** 180... **BORN:** May 6, 1999, San Juan de los Morros, VZ... **RESIDES:** San Sebastián, VZ... **HOW OBTAINED:** Signed by Phillies as an amateur free agent, 4/28/17... **SIGNED BY:** William Mota.

**2019:** Did not pitch due to a right elbow UCL injury... **2018:** Spent entire season with Dominican Summer League Phillies White (R)... Extended his homerless streak to 33.0 consecutive innings to start his professional career... Held LHH to a .050 AVG (1-20) with 0 XBH... Averaged 11.89 SO/9.0 IP... Logged 2.0 or more IP in 10 of his 14 relief appearances... **2017:** Began pro career with DSL Phillies White... Earned a save in pro debut, 7/19 at DSL D-backs-2.

YEAR	CLUB	W-L	ERA	G	GS	CG	SHO	SV	IP	H	R	ER	HR	HB	BB	SO	WP	BK	AVG
2017	DSL Phillies-W	0-0	18.00	6	0	0	0	2	5.0	6	10	10	0	1	8	4	0	0	.300
2018	DSL Phillies-W	3-1	1.93	14	0	0	0	3	28.0	18	10	6	0	3	15	37	2	0	.189
2019	Injured – Did not pitch																		
<b>Minors Totals</b>		<b>3-1</b>	<b>4.36</b>	<b>20</b>	<b>0</b>	<b>0</b>	<b>0</b>	<b>5</b>	<b>33.0</b>	<b>24</b>	<b>20</b>	<b>16</b>	<b>0</b>	<b>4</b>	<b>23</b>	<b>41</b>	<b>2</b>	<b>0</b>	<b>.209</b>

**HERRERA, JUAN DIEGO**... **INF**... **B-T:** R-R... **HT:** 6-3; **WT:** 165... **BORN:** December 14, 1999, Mérida, VZ... **RESIDES:** San Cristóbal, VZ... **HOW OBTAINED:** Signed by Phillies as an amateur free agent, 7/27/16... **SIGNED BY:** Jesús Méndez.

**2019:** Spent 3rd straight season with Dominican Summer League Phillies White (R)... Ranked 4th in the DSL in AB, T-4th in RBI, T-5th in games and T-9th in total bases (112)... Defensively, made starts at 1st base (12), 3rd base (49) and SS (5)... Participated in Florida Instructional League... **2018:** Spent entire season with DSL Phillies White... Collected a professional-high 5 hits, 7/9 at DSL Cardinals Red... Hit .386 (17-44) with a 1.119 OPS in 14 July games... Made 41 starts at 3rd base and 1 at 1st base... Participated in FIL... **2017:** Began pro career with DSL Phillies White... Slugged first pro HR, 8/23 (gm 2) at DSL Rojas... Hit .333 (8-24) against LHP.

YEAR	CLUB	AVG	G	AB	R	H	2B	3B	HR	RBI	SH	SF	HP	BB	SO	SB	CS	OBP	SLG	OPS	E
2017	DSL Phillies-W	.206	40	102	9	21	2	1	1	9	1	1	3	2	37	2	0	.241	.275	.515	4
2018	DSL Phillies-W	.278	45	151	23	42	9	3	1	17	0	0	2	10	38	5	2	.331	.397	.729	16
2019	DSL Phillies-W	.275	68	258	50	71	14	3	7	48	1	3	5	26	54	13	4	.349	.434	.783	11
<b>Minors Totals</b>		<b>.262</b>	<b>153</b>	<b>511</b>	<b>82</b>	<b>134</b>	<b>25</b>	<b>7</b>	<b>9</b>	<b>74</b>	<b>2</b>	<b>4</b>	<b>10</b>	<b>38</b>	<b>129</b>	<b>20</b>	<b>6</b>	<b>.323</b>	<b>.391</b>	<b>.715</b>	<b>31</b>

**HERRERA, LIZARDO**... **RHP**... **B-T:** R-R... **HT:** 6-6; **WT:** 220... **BORN:** September 2, 1999, San Juan, PR... **RESIDES:** San Juan... **HOW OBTAINED:** Signed by Phillies as a non-drafted free agent, 8/14/18... **SIGNED BY:** Luis Castro... **EDUCATION:** 2018 graduate of International Baseball Academy (PR).

**2019:** Missed entire season (right elbow surgery).

**HERRERA, ODÚBEL... OF... B-T:** L-R... **HT:** 5-11; **WT:** 206... **BORN:** December 29, 1991, Zulia, VZ... **RESIDES:** Zulia... **HOW OBTAINED:** Selected by Phillies from TEX in Rule 5 draft, 12/11/14; originally signed by TEX as an amateur free agent, 7/3/08... **SIGNED BY:** Rafic Saab... **EDUCATION:** 2008 graduate of Unidad Educativa Estadal Juan Pedro Chourio León (VZ).

**2019:** Made his fifth consecutive Opening Day roster with the Phillies... Slashed .280/.269/.320 in 26 PA against LHP and .208/.292/.347 in 113 PA against RHP... Was on the 10-day IL with a right hamstring strain, 4/18-5/3... Placed on the restricted list on 5/28 and was suspended 85 games by Major League Baseball on 7/5 for violating MLB's Joint Domestic Violence, Sexual Assault and Child Abuse Policy... **2018:** Among all NL players, ranked T-9th in infield hits (20)... Reached base safely in a career-high 45 straight games (9/27/17-5/19/18), the fourth-longest on-base streak in franchise history... Reached base safely in each of his 41 games to start the season, the longest on-base streak by a Phillies player in the modern era (since 1900) to begin a season... Among all NL center fielders, finished T-2nd in HR (21) and T-3rd in RBI (65)... Set single-season career highs in HR RBI, go-ahead RBI (20) and game-winning RBI (7)... Logged his first 2 career multi-homer games: 4/27 vs ATL and 5/7 vs SF; also collected a career-high 5 RBI, 5/7... Collected his 500th career hit and 100th career double in the same game: 5/6 at WSH... Homered in a career-high 5 straight games, 6/17-22, tying a franchise record; no Phillies CF had ever homered in more than 4 straight games before him... Joined Babe Ruth (1921), Barry Bonds (2001, 2003), Jim Thome (2002) and Jim Edmonds (2004) as the only players with a 5-game HR streak and 40-game on-base streak in a single season... Batted .288 (38-132) vs LHP, which ranked 6th among left-handed hitters in MLB (min. 135 PA)... **2017:** Finished 3rd in the NL in doubles, T-7th in bunt hits (5) and T-10th in infield hits (21)... Played for Team Venezuela in the World Baseball Classic... Led MLB with a career-best 21-game hitting streak, 7/28-9/8 (.380, 30-79); longest by a Phillie since 2006, when Chase Utley had a 35-game hit streak... Led the team in doubles, XBH (59) and total bases (238)... Was the fastest Phillie to 30 doubles in a season (92 G), matching Jayson Werth in 2010... Made his second consecutive Opening Day start... His 13 doubles in June were tied for the most among all MLB players in the month (CLE's Jose Ramirez) and fell one short of the Phillies record for doubles in the month (Pinky Whitney had 14 in June of 1931)... Became the first Phillie since 1900 with 12 XBH in a row (10 2B, 2 HR), 6/3-8; became the first Phillie in the modern era (since 1900) to do so and the first to collect 11 XBH over a 5-game span and have 2 doubles in 3 consecutive games (6/3-5)... Became the 1st Phillie since 1952 (Del Ennis) to record 3 XBH in consecutive games... Had an XBH in 5 straight AB (3 2B, 2 HR), 6/4-5, becoming the first Phillie to do so since June of 2006 (Ryan Howard)... Was on the 10-day IL, 8/18-9/3 (strained left hamstring)... **2016:** Named to his 1st career NL All-Star team (0-1), becoming the first Phillies everyday CF to be selected since 2011 (Shane Victorino)... Ranked T-3rd in the NL in games, 4th in OF assists (11), T-4th in infield hits (27), 5th in singles (125) and T-8th in 4-hit games (3)... Led the team in games, hits, runs and SB... Among NL center fielders, ranked 1st in games (155), 2nd in hits (164), runs (84) & OF assists (11), 3rd in walks (63), total bases (242) & OBP (.360), T-3rd in SB (24) and 4th in AVG (.285)... Made his second career Opening Day roster... Was the Phillies' nominee for the Hank Aaron Award, his second straight nomination... Batted safely in 20 straight road games, 4/8-5/23 (.403, 2B, 3B, 3 HR, 9 RBI, 17 R) and reached base safely in 24 straight (4/8-5/28)... Became the first Phillie since 1900 to score 4 runs, hit a HR and collect 2 SB or more, 4/23 at MIL... **2015:** Among NL rookies, finished 1st in infield hits (23), T-1st in SB & 4-hit games (2), 2nd in AVG, doubles, singles (106) & 3-hit games (14), 3rd in hits, total bases (207) & AB, T-3rd in OF assists (5), 4th in runs, games, HBP, bunt hits (5) & times on base (183), T-4th in multi-hit games (34), 7th in OBP, T-7th in XBH (41) & go-ahead RBI (10) and T-9th in game-winning RBI (6)... Made his ML debut on Opening Day, 4/6 vs BOS, as the starting CF... Collected his 1st ML hit and RBI in walk-off fashion, 4/11 vs WSH... On 4/15 at NYM, became the 1st Phillies rookie to collect 3 XBH (2 2B, 3B) in a game since 8/8/98 (Bobby Estalella - 2B, 2 HR)... Slugged his 1st ML HR, 5/11 vs PIT (Mark Melancon)... Had a 13-game hitting streak, 7/25-8/10; it was the 2nd-longest among all NL rookies (CHI's Kris Bryant - 14 games)... Batted .339 (94-277) over his final 79 games, which raised his season AVG from .243 to .297... Became the first Phillies rookie with at least 30 2B and 15 SB since 1997 (Scott Rolen)... Made 121 starts, all in CF... Was the Phillies' nominee for the Hank Aaron Award... Played in 11 games for La Guaira in the Venezuelan Winter League (.426, 2 2B, 5 RBI, 4 SB)... **2014:** Began the season with Myrtle Beach (A)... Promoted to Frisco (AA) on 5/12... Won the Texas League batting title... Named a TL midseason and postseason All-Star... Led the Venezuelan Winter League in AVG (.372) in 58 games for La Guaira... **2013:** Began the season with Frisco... Was a TL midseason All-Star despite opening the season as the 7th-youngest player in the league... Was transferred to Myrtle Beach on 8/1... **2012:** Spent the entire season with Myrtle Beach, primarily as the team's leadoff hitter... Split time between 2nd base and SS... Had a 22-game hit streak (.337, 28-83), 5/6-6/1, the longest of the season in the Carolina League... **2011:** Played for Hickory (A)... Named to the South Atlantic League postseason All-Star team... Finished 4th in the SAL in both AVG and SB... **2010:** Split the season between Arizona League Rangers (R) and Spokane (A)... Named an AZL postseason All-Star... Ranked T-2nd in the AZL in hits, 5th in AVG and T-7th in RBI... Combined to hit .332 (62-187) between both levels... Promoted to Spokane on 9/1... **2009:** Made his pro debut with the Dominican Summer League Rangers (R)... Led the team in walks and T-1st in hits.

YEAR	CLUB	AVG	G	AB	R	H	2B	3B	HR	RBI	SH	SF	HP	BB	SO	SB	CS	OBP	SLG	OPS	E
2009	DSL Rangers	.280	58	207	47	58	9	1	0	24	2	6	6	39	39	21	10	.399	.333	.732	34
2010	AZL Rangers	.337	48	178	33	60	7	4	0	31	2	2	2	16	27	8	5	.394	.421	.815	8
	Spokane	.222	4	9	0	2	1	0	0	0	0	0	0	1	0	0	0	.222	.333	.555	0
2011	Hickory	.306	119	464	72	142	26	3	3	56	7	2	8	24	78	34	11	.349	.394	.743	17
2012	Myrtle Beach	.284	126	500	72	142	22	6	5	46	7	4	7	33	99	27	7	.335	.382	.717	41
2013	Frisco	.257	101	389	37	100	12	7	2	30	3	2	1	17	67	15	5	.289	.339	.628	11
	Myrtle Beach	.295	29	95	13	28	2	1	1	5	2	1	1	16	19	2	2	.398	.368	.766	8
2014	Myrtle Beach	.297	29	111	26	33	3	1	0	11	1	2	0	23	21	9	3	.412	.342	.754	1
	Frisco	*.321	96	368	47	118	16	4	2	48	6	2	3	29	70	12	7	.373	.402	.775	9
2015	PHILLIES	.297	147	495	64	147	30	3	8	41	5	1	8	28	129	16	8	.344	.418	.762	5
2016	PHILLIES	.286	159	583	87	167	21	6	15	49	2	2	6	63	134	25	7	.361	.420	.781	9
2017	PHILLIES	.281	138	526	67	148	42	3	14	56	0	2	4	31	126	8	5	.325	.452	.778	2
	Reading - a	1.000	1	2	2	0	0	1	2	0	0	0	0	1	0	0	0	1.000	2.500	3.500	1
	Lehigh Valley - a	.250	1	4	1	1	0	0	0	0	0	0	0	0	0	0	0	.250	.250	.500	0
2018	PHILLIES	.255	148	550	64	140	19	3	22	71	1	1	7	38	122	5	2	.310	.420	.730	3
2019	PHILLIES	.222	39	126	12	28	10	1	1	16	0	1	1	11	33	2	2	.288	.341	.629	0
<b>Minors Totals</b>		<b>.295</b>	<b>612</b>	<b>2327</b>	<b>350</b>	<b>686</b>	<b>98</b>	<b>27</b>	<b>14</b>	<b>253</b>	<b>30</b>	<b>21</b>	<b>28</b>	<b>198</b>	<b>421</b>	<b>128</b>	<b>50</b>	<b>.354</b>	<b>.378</b>	<b>.732</b>	<b>130</b>
<b>ML Totals</b>		<b>.276</b>	<b>631</b>	<b>2280</b>	<b>294</b>	<b>630</b>	<b>122</b>	<b>16</b>	<b>60</b>	<b>233</b>	<b>8</b>	<b>7</b>	<b>26</b>	<b>171</b>	<b>544</b>	<b>56</b>	<b>24</b>	<b>.333</b>	<b>.423</b>	<b>.756</b>	<b>19</b>

\* League leader  
a - Rehab assignment

**HINCHLIFFE, CONNOR STEPHEN...** RHP... **B-T:** R-R... **HT:** 6-2; **WT:** 195... **BORN:** August 21, 1996, Pottsville, PA... **RESIDES:** Pottsville... **HOW OBTAINED:** Signed by Phillies as a non-drafted free agent, 6/12/19... **SIGNED BY:** Connor Betbeze... **EDUCATION:** 2019 graduate of La Salle University (PA).

**2019:** Began professional career with Gulf Coast League Phillies West (R)... Held opponents to 1 XBH (double) in 86 at-bats.

YEAR	CLUB	W-L	ERA	G	GS	CG	SHO	SV	IP	H	R	ER	HR	HB	BB	SO	WP	BK	AVG
2019	GCL Phillies-W	1-1	1.82	16	1	0	0	1	24.2	14	10	5	0	1	17	17	2	0	.163

**HINESTROZA, CAMILO ENRIQUE...** LHP... **B-T:** L-L... **HT:** 5-11; **WT:** 200... **BORN:** January 7, 2000, Panama City, Panama... **RESIDES:** Panama City... **HOW OBTAINED:** Signed by Phillies as an amateur free agent, 5/2/19... **SIGNED BY:** Carlos Salas and Juan Feliciano.

**2019:** Began professional career with Dominican Summer League Phillies White (R).

YEAR	CLUB	W-L	ERA	G	GS	CG	SHO	SV	IP	H	R	ER	HR	HB	BB	SO	WP	BK	AVG
2019	DSL Phillies-W	0-1	6.97	9	0	0	0	1	10.1	9	9	8	0	1	13	10	6	1	.237

**HOLMES, JACOB CLARK (Jake)...** INF... **B-T:** R-R... **HT:** 6-4; **WT:** 195... **BORN:** July 2, 1998, Phoenix, AZ... **RESIDES:** Phoenix... **HOW OBTAINED:** Selected by Phillies in 11th round of June 2017 draft... **SIGNED BY:** Brad Holland... **EDUCATION:** 2017 graduate of Pinnacle HS (AZ).

**2019:** Began season with Lakewood (A)... Ended year with Williamsport (A)... Defensively, made starts at 1st base (27), 3rd base (45) and in LF (17)... **2018:** Began season with Gulf Coast League Phillies East (R)... Opened the season with a 12-game hitting streak (.333 AVG)... Hit safely in 27 of his 31 games at the GCL level... Promoted to Williamsport on 8/3 for remainder of the season... Overall, batted .391 (25-64) against LHP... Defensively, made 49 starts at 3rd base... **2017:** Began professional career with GCL Phillies... Slugged first 2 pro homers, 8/1 vs GCL Blue Jays... Collected 4 RBI on 8/10 vs GCL Tigers East... Hit .311 (14-45) in 13 road games... Participated in Florida Instructional League.

YEAR	CLUB	AVG	G	AB	R	H	2B	3B	HR	RBI	SH	SF	HP	BB	SO	SB	CS	OBP	SLG	OPS	E
2017	GCL Phillies	.252	32	107	19	27	5	0	2	14	1	2	11	17	5	1	.331	.355	.686	2	
2018	GCL Phillies-E	.353	31	116	18	41	5	2	4	29	0	3	0	10	19	4	1	.395	.534	.930	6
	Williamsport	.252	29	103	11	26	2	0	0	9	1	0	2	10	23	3	2	.330	.272	.602	9
2019	Lakewood	.154	55	175	13	27	5	1	1	16	4	3	0	13	62	7	1	.209	.211	.421	4
	Williamsport	.247	44	146	14	36	3	0	0	21	1	3	1	19	36	11	4	.331	.267	.598	6
<b>Minors Totals</b>		<b>.243</b>	<b>191</b>	<b>647</b>	<b>75</b>	<b>157</b>	<b>20</b>	<b>3</b>	<b>7</b>	<b>89</b>	<b>7</b>	<b>10</b>	<b>5</b>	<b>63</b>	<b>157</b>	<b>30</b>	<b>9</b>	<b>.310</b>	<b>.315</b>	<b>.626</b>	<b>27</b>

**HSU, CHI-LING...** RHP... **B-T:** R-R... **HT:** 6-2; **WT:** 202... **BORN:** August 9, 1999, Linyuen, Taiwan... **RESIDES:** Linyuen... **HOW OBTAINED:** Signed by Phillies as an amateur free agent, 7/12/18... **SIGNED BY:** Youngster Wang.

**2019:** Made his professional debut with Gulf Coast League Phillies East (R)... Missed almost entire season with a right elbow sprain.

YEAR	CLUB	W-L	ERA	G	GS	CG	SHO	SV	IP	H	R	ER	HR	HB	BB	SO	WP	BK	AVG
2019	GCL Phillies-E	0-1	40.50	1	1	0	0	0	0.2	1	3	3	1	0	3	0	0	0	.333

**IBARRA, NEYKER ALEJANDRO...** LHP... **B-T:** L-L... **HT:** 5-11; **WT:** 165... **BORN:** March 30, 2002, Ocumare del Tuy, VZ... **RESIDES:** Santa Teresa del Tuy, VZ... **HOW OBTAINED:** Signed by Phillies as an amateur free agent, 7/2/18... **SIGNED BY:** Rafael Álvarez and Ebert Velásquez.

**2019:** Began professional career with Dominican Summer League Phillies Red (R)... Posted a 1.41 ERA (5 ER, 32.0 IP) over his final 7 starts of the season.

YEAR	CLUB	W-L	ERA	G	GS	CG	SHO	SV	IP	H	R	ER	HR	HB	BB	SO	WP	BK	AVG
2019	DSL Phillies-R	2-5	2.89	13	12	0	0	0	53.0	50	26	17	3	4	11	48	7	1	.244

**ISER, HERBERT BERNARDO...** C... **B-T:** L-R... **HT:** 6-3; **WT:** 215... **BORN:** December 14, 1997, Montego Bay, Jamaica... **RESIDES:** Houston, TX... **HOW OBTAINED:** Selected by Phillies in 23rd round of June 2019 draft... **SIGNED BY:** Ralph Garr Jr... **EDUCATION:** Attended Dallas Baptist University (TX) and San Jacinto College North (TX)... **MISC:** Originally selected by BAL in 24th round of June 2018 draft, but did not sign.

**2019:** Began professional career with Gulf Coast League Phillies West (R)... Promoted to Williamsport (A) on 7/3 for the remainder of the season... In 19 starts at catcher, caught 8 runners in 17 SB attempts (47.1%)... Also made 7 starts at 1st base... Participated in Florida Instructional League.

YEAR	CLUB	AVG	G	AB	R	H	2B	3B	HR	RBI	SH	SF	HP	BB	SO	SB	CS	OBP	SLG	OPS	E
2019	GCL Phillies-W	.500	5	16	5	8	2	2	0	3	0	0	1	3	2	0	1	.600	.875	1.475	1
	Williamsport	.179	32	106	12	19	4	1	2	6	0	3	1	6	38	2	0	.224	.292	.517	5
<b>Minors Totals</b>		<b>.221</b>	<b>37</b>	<b>122</b>	<b>17</b>	<b>27</b>	<b>6</b>	<b>3</b>	<b>2</b>	<b>9</b>	<b>0</b>	<b>3</b>	<b>2</b>	<b>9</b>	<b>40</b>	<b>2</b>	<b>1</b>	<b>.279</b>	<b>.369</b>	<b>.648</b>	<b>6</b>

**JEREZ, ALBERT JESÚS...** INF... B-T: R-R... HT: 6-2; WT: 165... BORN: May 18, 2001, Acarigua, VZ... RESIDES: Acarigua...

**HOW OBTAINED:** Signed by Phillies as an amateur free agent, 5/18/18... **SIGNED BY:** Rómulo Oliveros.

**2019:** Spent his second straight season with Dominican Summer League Phillies White (R)... Defensively, made starts at 1st base, 2nd base, 3rd base and SS... Hit .293 (22-75) with RISP... **2018:** Began professional career with DSL Phillies White... Primarily played SS, but also made appearances at 1st base, 2nd base and in RF.

YEAR	CLUB	AVG	G	AB	R	H	2B	3B	HR	RBI	SH	SF	HP	BB	SO	SB	CS	OBP	SLG	OPS	E
2018	DSL Phillies-W	.178	35	107	7	19	0	0	0	8	2	3	0	10	25	3	2	.242	.178	.419	13
2019	DSL Phillies-W	.263	63	213	24	56	9	3	3	32	3	0	10	16	47	11	9	.343	.376	.719	12
<b>Minors Totals</b>		<b>.234</b>	<b>98</b>	<b>320</b>	<b>31</b>	<b>75</b>	<b>9</b>	<b>3</b>	<b>3</b>	<b>40</b>	<b>5</b>	<b>3</b>	<b>10</b>	<b>26</b>	<b>72</b>	<b>14</b>	<b>11</b>	<b>.309</b>	<b>.309</b>	<b>.619</b>	<b>25</b>

**JIMÉNEZ, ESTIBENZON JOSÉ...** RHP... B-T: R-R... HT: 6-1; WT: 172... BORN: January 25, 2002, San Felipe, VZ...

**RESIDES:** Yumare, VZ... **HOW OBTAINED:** Signed by Phillies as an amateur free agent, 11/28/19... **SIGNED BY:** Rafael Álvarez and William Mota.

**JIMÉNEZ, JOSÉ ANTONIO...** LHP... B-T: L-L... HT: 5-11; WT: 175... BORN: September 25, 1997, Esperanza, DR...

**RESIDES:** Navarette, DR... **HOW OBTAINED:** Signed by Phillies as an amateur free agent, 1/26/16... **SIGNED BY:** Carlos Salas.

**2019:** Did not pitch (right knee surgery)... **2018:** Spent entire season with Williamsport (A)... Averaged 11.14 SO/9.0 IP... Held LHH to a .200 AVG (8-40) with 1 XBH... **2017:** Spent entire season with Gulf Coast League Phillies (R)... Posted a 2.13 ERA (3 ER, 12.2 IP) in 4 relief appearances... Surrendered 1 ER over 4 games (2 starts) in July (0.53 ERA)... Participated in Florida Instructional League... **2016:** Began pro career with Dominican Summer League Phillies-2 (R)... Did not allow an ER in 22.1 consecutive IP, 6/13-8/3... Had 7 relief outings of 3.0 IP or more.

YEAR	CLUB	W-L	ERA	G	GS	CG	SHO	SV	IP	H	R	ER	HR	HB	BB	SO	WP	BK	AVG		
2016	DSL Phillies-2	2-0	1.84	15	0	0	0	1	29.1	26	13	6	0	4	13	22	0	0	.236		
2017	GCL Phillies	2-2	5.59	10	6	0	0	0	38.2	44	28	24	3	0	18	24	1	0	.293		
2018	Williamsport	2-1	3.71	17	0	0	0	0	26.2	32	13	11	1	1	9	33	3	0	.288		
2019	Injured - Did not pitch																				
<b>Minors Totals</b>		<b>6-3</b>	<b>3.90</b>	<b>42</b>	<b>6</b>	<b>0</b>	<b>0</b>	<b>1</b>	<b>94.2</b>	<b>102</b>	<b>54</b>	<b>41</b>	<b>4</b>	<b>5</b>	<b>40</b>	<b>79</b>	<b>4</b>	<b>0</b>	<b>.275</b>		

**KILLGORE, KEYLAN RICHARD...** LHP... B-T: L-L... HT: 6-3; WT: 185... BORN: September 30, 1996, Wichita, KS...

**RESIDES:** Wichita... **HOW OBTAINED:** Selected by Phillies in 17th round of June 2018 draft... **SIGNED BY:** Justin Munson...

**EDUCATION:** Attended Wichita State University (KS).

**2019:** Selected as a Florida State League post-season All-Star... Led the FSL in saves... Spent season with Clearwater (A)... Pitched in a combined no-hitter on 6/22 vs Daytona (1.0 IP, SO)... Named Phillies Minor League Co-Pitcher of the Week, 6/17-23... Posted a 2.08 ERA (6 ER, 26.0 IP) in 17 road games... Limited LHH to a .235 AVG (16-68) and a .265 SLG... **2018:** Selected as a New York-Penn League All-Star... Ranked T-1st in the NYPL in saves... Began professional career with Williamsport (A)... Converted all 10 of his save opportunities... On 9/3, promoted to Lakewood (A), where he made 1 appearance before the end of the season... Combined to post a 0.70 WHIP and averaged 11.35 SO/9.0 IP... Across both levels, held RHH to a .120 AVG (6-50) and LHH to a .179 AVG (5-28).

YEAR	CLUB	W-L	ERA	G	GS	CG	SHO	SV	IP	H	R	ER	HR	HB	BB	SO	WP	BK	AVG
2018	Williamsport	0-0	0.81	14	0	0	0	#10	22.1	11	2	2	0	0	5	29	0	0	.145
	Lakewood	0-0	0.00	1	0	0	0	0	0.2	0	0	0	0	0	0	0	0	0	.000
2019	Clearwater	1-3	3.57	36	0	0	0	*11	53.0	46	22	21	4	0	25	61	2	0	.234
<b>Minors Totals</b>		<b>1-3</b>	<b>2.72</b>	<b>51</b>	<b>0</b>	<b>0</b>	<b>0</b>	<b>21</b>	<b>76.0</b>	<b>57</b>	<b>24</b>	<b>23</b>	<b>4</b>	<b>0</b>	<b>30</b>	<b>90</b>	<b>2</b>	<b>0</b>	<b>.207</b>

\* League leader

# Tied for league lead

**KINNEY, JACOB CYPHERT (Jake)...** RHP... B-T: R-R... HT: 6-7; WT: 240... BORN: January 14, 1997, Zephyrhills, FL...

**RESIDES:** Zephyrhills... **HOW OBTAINED:** Selected by Phillies in 33rd round of June 2018 draft... **SIGNED BY:** Jeff Zona Jr...

**EDUCATION:** 2018 graduate of Tallahassee CC (FL).

**2019:** Opened season with Clearwater (A)... Spent majority of year with Williamsport (A)... At Williamsport, held RHH to a .185 AVG (10-54) and a .222 SLG... **2018:** Pitched for both Gulf Coast League Phillies East (R) and GCL Phillies West in first professional season... Participated in Florida Instructional League.

YEAR	CLUB	W-L	ERA	G	GS	CG	SHO	SV	IP	H	R	ER	HR	HB	BB	SO	WP	BK	AVG
2018	GCL Phillies-E	1-0	0.00	2	0	0	0	0	2.0	1	0	0	0	0	2	3	0	0	.143
	GCL Phillies-W	0-0	3.86	5	0	0	0	0	7.0	5	3	3	1	0	3	8	0	0	.185
	GCL Combined	1-0	3.00	7	0	0	0	0	9.0	6	3	3	1	0	5	11	0	0	.176
2019	Clearwater	0-0	21.60	1	0	0	0	0	1.2	3	4	4	1	2	1	3	1	0	.429
	Williamsport	2-1	4.43	16	0	0	0	0	22.1	19	15	11	0	2	24	30	5	0	.229
<b>Minors Totals</b>		<b>3-1</b>	<b>4.91</b>	<b>24</b>	<b>0</b>	<b>0</b>	<b>0</b>	<b>0</b>	<b>33.0</b>	<b>28</b>	<b>22</b>	<b>18</b>	<b>2</b>	<b>4</b>	<b>30</b>	<b>44</b>	<b>6</b>	<b>0</b>	<b>.226</b>

**KROON, MATTHEW JAMES (Matt)...** INF... **B-T:** R-R... **HT:** 6-1; **WT:** 195... **BORN:** December 5, 1996, Scottsdale, AZ... **RESIDES:** Scottsdale... **HOW OBTAINED:** Selected by Phillies in 18th round of June 2018 draft... **SIGNED BY:** Brian Kohlscheen... **EDUCATION:** Attended Oklahoma State University, Central Arizona College and University of Oregon... **MISC:** Originally selected by CIN in 38th round of June 2015 draft and by the Phillies in 30th round of June 2017 draft, but did not sign... His father, Marc, was a former ML pitcher for SD, CIN and COL.

**2019:** Began season with Lakewood (A)... Promoted to Clearwater (A) on 5/23... Hit safely in 9 of his first 10 games (.350 AVG) with Clearwater... Overall, made starts at 1st base (57), 3rd base (13), in LF (18) and RF (1)... Batted .310 (22-71) against LHP... **2018:** Began professional career with Gulf Coast League Phillies West (R)... Promoted to Williamsport (A) on 6/28... Led Williamsport in BB (24)... Slugged first pro grand slam, 8/26 vs Mahoning Valley... Overall, made starts defensively at 1st base, 2nd base, 3rd base and SS... Promoted to Lakewood on 9/4, but did not appear in a regular-season game with the club... Appeared in 2 playoff games with Lakewood (pinch-runner)... Participated in Florida Instructional League.

YEAR	CLUB	AVG	G	AB	R	H	2B	3B	HR	RBI	SH	SF	HP	BB	SO	SB	CS	OBP	SLG	OPS	E
2018	GCL Phillies-W	.563	4	16	2	9	1	0	0	1	0	0	0	3	4	4	1	.632	.625	1.257	2
	Williamsport	.250	38	120	22	30	3	1	2	9	0	1	1	24	38	2	3	.377	.342	.718	0
2019	Lakewood	.268	37	138	19	37	6	1	1	12	0	1	1	12	46	8	4	.329	.348	.677	4
	Clearwater	.225	69	222	29	50	8	6	4	24	1	2	8	18	68	10	4	.304	.369	.673	7
<b>Minors Totals</b>		<b>.254</b>	<b>148</b>	<b>496</b>	<b>72</b>	<b>126</b>	<b>18</b>	<b>8</b>	<b>7</b>	<b>46</b>	<b>1</b>	<b>4</b>	<b>10</b>	<b>57</b>	<b>156</b>	<b>24</b>	<b>12</b>	<b>.340</b>	<b>.365</b>	<b>.705</b>	<b>13</b>

**KUDLINSKI, BRENDEN MICHAEL...** LHP... **B-T:** L-L... **HT:** 6-2; **WT:** 215... **BORN:** July 15, 1998, Wellington, FL... **RESIDES:** Stuart, FL... **HOW OBTAINED:** Signed by Phillies as a non-drafted free agent, 6/11/19... **SIGNED BY:** Jeff Zona Jr... **EDUCATION:** 2019 graduate of College of Central Florida.

**2019:** Began professional career with Gulf Coast League Phillies East (R).

YEAR	CLUB	W-L	ERA	G	GS	CG	SHO	SV	IP	H	R	ER	HR	HB	BB	SO	WP	BK	AVG
2019	GCL Phillies-E	1-0	3.21	11	0	0	0	1	14.0	3	5	5	0	5	16	7	2	0	.071

**KUZNETSOV, ANTON MIKHAILOVICH...** LHP... **B-T:** R-L... **HT:** 6-1; **WT:** 185... **BORN:** May 26, 1998, Golovinski, Russia... **RESIDES:** Moscow, Russia... **HOW OBTAINED:** Signed by Phillies as an amateur free agent, 9/8/16... **SIGNED BY:** Gene Grimaldi and Claudio Scerrato.

**2019:** Spent entire season with Williamsport (A)... Did not allow a HR to 133 batters he faced... Did not surrender a hit in his final 3 games (9.1 IP)... Held LHH to a .175 AVG (7-40)... Posted a 1.03 WHIP... **2018:** Appeared in 3 games with Williamsport... Placed on the IL on 7/18 (left knee anterior cruciate ligament injury) and missed remainder of the season... **2017:** Began professional career with Gulf Coast League Phillies (R)... Selected as a GCL All-Star... Started season with a 20.1-inning scoreless streak, which ended in the 9th inning of his relief appearance on 8/16... Was T-3rd in the GCL in saves... Converted all 5 of his save opportunities... Earned first pro victory, 7/10 vs GCL Tigers West... Held LHH to a .083 AVG (1-12) and RHH to a .200 AVG (15-75).

YEAR	CLUB	W-L	ERA	G	GS	CG	SHO	SV	IP	H	R	ER	HR	HB	BB	SO	WP	BK	AVG
2017	GCL Phillies	2-1	0.36	15	1	0	0	5	25.1	16	2	1	0	2	4	24	2	0	.184
2018	Williamsport	1-1	11.25	3	0	0	0	0	4.0	6	6	5	1	1	2	4	1	1	.375
2019	Williamsport	3-1	1.91	17	0	0	0	1	33.0	28	13	7	0	2	6	30	1	0	.224
<b>Minors Totals</b>		<b>6-3</b>	<b>1.88</b>	<b>35</b>	<b>1</b>	<b>0</b>	<b>0</b>	<b>6</b>	<b>62.1</b>	<b>50</b>	<b>21</b>	<b>13</b>	<b>1</b>	<b>5</b>	<b>12</b>	<b>58</b>	<b>4</b>	<b>1</b>	<b>.219</b>

**LACKNEY, NICKOLAS FOX (Nick)...** LHP... **B-T:** L-L... **HT:** 6-4; **WT:** 210... **BORN:** June 5, 1997, Milwaukee, WI... **RESIDES:** Minneapolis, MN... **HOW OBTAINED:** Selected by Phillies in 18th round of June 2019 draft... **SIGNED BY:** Justin Morgenstern... **EDUCATION:** 2019 graduate of University of Minnesota.

**2019:** Began professional career with Gulf Coast League Phillies East (R)... Participated in Florida Instructional League.

YEAR	CLUB	W-L	ERA	G	GS	CG	SHO	SV	IP	H	R	ER	HR	HB	BB	SO	WP	BK	AVG
2019	GCL Phillies-E	0-0	4.70	7	0	0	0	0	7.2	8	4	4	0	0	7	4	1	0	.267

**LEANZ, JOSÉ MANUEL...** OF... **B-T:** R-R... **HT:** 6-0; **WT:** 145... **BORN:** January 13, 2003, Puerto La Cruz, VZ... **RESIDES:** Barcelona, VZ... **HOW OBTAINED:** Signed by Phillies as an amateur free agent, 8/4/19... **SIGNED BY:** Rafael Álvarez and Ebert Velásquez.

**LEE SANG, MARCUS JAMES...** OF... **B-T:** L-L... **HT:** 6-0; **WT:** 200... **BORN:** January 2, 2001, Laurel, MD... **RESIDES:** Owings, MD... **HOW OBTAINED:** Selected by Phillies in 11th round of June 2019 draft... **SIGNED BY:** Connor Betze... **EDUCATION:** 2019 graduate of Northern HS (MD).

**2019:** Began professional career with Gulf Coast League Phillies East (R)... Defensively, made starts at each OF position... Participated in Florida Instructional League.

YEAR	CLUB	AVG	G	AB	R	H	2B	3B	HR	RBI	SH	SF	HP	BB	SO	SB	CS	OBP	SLG	OPS	E
2019	GCL Phillies-E	.224	36	125	8	28	2	2	2	16	0	2	0	11	42	6	4	.283	.320	.603	3

**LEFTWICH, LUKE TAYLOR...** RHP... B-T: L-R... HT: 6-3; WT: 205... BORN: June 9, 1994, Laguna, CA... RESIDES: Phoenix, AZ... **HOW OBTAINED:** Selected by Phillies in 7th round of June 2015 draft... **SIGNED BY:** Aaron Jersild... **EDUCATION:** Attended Wofford College (SC)... **PERSONAL:** His father, Phil, and grandfather, Tom Timmermann, both pitched in the major leagues.

**2019:** Began and ended season with Reading (AA)... Tossed 15.2 consecutive scoreless innings to start the year, allowing just 2 hits during that streak (4/4-5/5)... Named Phillies Minor League Pitcher of the Week, 4/29-5/5... Posted a 0.68 WHIP with Reading... Appeared in his first game with Lehigh Valley (AAA) on 5/9 vs Durham... Overall, averaged 12.78 SO/9.0 IP (62 SO, 43.2 IP)... Had 2 IL stints: 6/28-7/24 (right biceps inflammation) and 7/31-end of season (right shoulder impingement)... **2018:** Pitched all season for Reading... Ranked 4th among Eastern League relievers with a 10.29 SO/9.0 IP ratio... Made 1 start, 6/19 (gm 2) at Portland... Had 22 games finished... Held RHH to a .197 AVG (23-117)... Pitched for Scottsdale in the Arizona Fall League... Made 8 scoreless relief appearances (10.1 IP) with Scottsdale, allowing 6 hits, 3 BB and striking out 12 batters... **2017:** Spent entire season with Clearwater (A)... Among qualifying relievers in the Florida State League, was 1st in fewest base runners/9.0 IP (10.58), 3rd in SO/9.0 IP (11.03) and 5th in OPP AVG (.232)... Finished T-4th in the FSL in games and T-9th in saves... Following the All-Star break, posted a 1.64 ERA (8 ER, 44.0 IP) in 22 relief appearances... Held LHH to a .183 AVG (22-120)... Logged 5 relief appearances with 5 or more SO... Pitched 2.0 or more innings in 26 of his 42 relief appearances... **2016:** Began season with Lakewood (A)... Named a South Atlantic League midseason All-Star... Named Phillies Minor League Pitcher of the Week, 5/2-8 and 6/13-19, and SAL Pitcher of the Week, 6/13-19... Allowed 1 ER or none in 8 of his 12 starts... Averaged 11.70 SO/9.0 IP... Recorded 3 double-digit strikeout games... Struck out 21 total batters over 2 starts (professional-high 11 SO on 4/29 and 10 SO on 5/6)... Did not allow a run in his final 21.0 IP (5/31-6/18)... Promoted to Clearwater on 6/23 for remainder of season... **2015:** Began pro career with Williamsport (A)... Allowed 1 ER or none in 6 of 9 starts, and 3 ER or fewer in all 9... Participated in Florida Instructional League.

YEAR	CLUB	W-L	ERA	G	GS	CG	SHO	SV	IP	H	R	ER	HR	HB	BB	SO	WP	BK	AVG
2015	Williamsport	2-2	2.76	11	9	0	0	0	45.2	52	20	14	1	0	13	34	4	1	.289
2016	Lakewood	7-3	2.00	12	12	0	0	0	67.2	55	17	15	0	4	18	88	2	2	.223
	Clearwater	3-4	5.07	11	11	0	0	0	55.0	64	35	31	6	2	17	49	2	1	.292
2017	Clearwater	1-6	2.70	42	0	0	0	8	80.0	69	30	24	2	4	21	98	4	1	.232
2018	Reading	3-4	3.73	44	1	0	0	3	62.2	55	29	26	3	6	25	72	1	0	.234
2019	Reading	2-0	1.02	12	0	0	0	0	17.2	4	3	2	0	1	8	28	0	0	.073
	Lehigh Valley	0-1	8.28	16	1	0	0	0	25.0	33	24	23	8	0	12	32	2	0	.314
	GCL Phillies-E	0-0	0.00	1	1	0	0	0	1.0	0	0	0	0	0	2	0	0	0	.000
<b>Minors Totals</b>		<b>18-20</b>	<b>3.43</b>	<b>149</b>	<b>35</b>	<b>0</b>	<b>0</b>	<b>11</b>	<b>354.2</b>	<b>332</b>	<b>158</b>	<b>135</b>	<b>20</b>	<b>17</b>	<b>114</b>	<b>403</b>	<b>15</b>	<b>5</b>	<b>.247</b>

**LEHMAN, TAYLOR FREDRICK...** LHP... B-T: L-L... HT: 6-7; WT: 225... BORN: December 30, 1995, Pittsburgh, PA... RESIDES: Pittsburgh... **HOW OBTAINED:** Signed by Phillies as a non-drafted free agent, 6/16/18... **SIGNED BY:** Connor Betbeze... **EDUCATION:** 2018 graduate of Pennsylvania State University... **MISC:** Originally selected by MIA in 34th round of June 2014 draft, but did not sign.

**2019:** Opened year with Williamsport (A)... Finished season at Lakewood (A)... In 14 games (8 starts) overall, posted a 2.55 ERA and held opponents to a .234 AVG... Did not surrender a HR to the 202 batters he faced... **2018:** Began professional career with Gulf Coast League Phillies East (R).

YEAR	CLUB	W-L	ERA	G	GS	CG	SHO	SV	IP	H	R	ER	HR	HB	BB	SO	WP	BK	AVG
2018	GCL Phillies-E	0-1	7.02	13	0	0	0	0	16.2	20	13	13	1	0	7	17	8	0	.286
2019	Williamsport	0-1	2.12	5	4	0	0	0	17.0	17	4	4	0	0	7	16	0	0	.270
	Lakewood	2-2	2.78	9	4	0	0	2	32.1	24	11	10	0	0	15	21	3	1	.214
<b>Minors Totals</b>		<b>2-4</b>	<b>3.68</b>	<b>27</b>	<b>8</b>	<b>0</b>	<b>0</b>	<b>2</b>	<b>66.0</b>	<b>61</b>	<b>28</b>	<b>27</b>	<b>1</b>	<b>0</b>	<b>29</b>	<b>54</b>	<b>11</b>	<b>1</b>	<b>.249</b>

**LEIBRANDT, BRANDON CHARLES...** LHP... B-T: L-L... HT: 6-4; WT: 205... BORN: December 13, 1992, Alpharetta, GA... RESIDES: Alpharetta... **HOW OBTAINED:** Selected by Phillies in 6th round of June 2014 draft... **SIGNED BY:** Aaron Jersild... **EDUCATION:** Attended Florida State University... **MISC:** Named a 2012 Freshman All-American and was selected to the Academic Honor Roll in 2012 & 2013... Son of former ML pitcher Charlie Leibrandt... Originally selected by TB in 48th round of June 2011 draft, but did not sign.

**2019:** Missed entire season (right hip surgery)... **2018:** Was a non-roster invitee to Phillies spring training... Spent season with Lehigh Valley (AAA)... Began his season with a 30.0-inning scoreless streak that ended on 5/26... Limited LHH to a .123 AVG (7-57) with 0 XBH and a .289 OPS... Posted a 0.87 WHIP... Surrendered just 1 HR to 189 batters he faced... Posted a 1.38 ERA (4 ER, 26.0 IP) in 14 relief appearances... Was on the IL from 7/1-end of season with left elbow inflammation... **2017:** Began season with Reading (AA)... Went 3-0, 1.40 ERA (4 ER, 25.2 IP) over 4 starts in June... Promoted to Lehigh Valley on 6/26 before being transferred back to Reading on 7/25 and finally back to Lehigh Valley on 7/27... Went 4-0, 1.29 ERA (4 ER, 28.0 IP) over 5 July starts with Lehigh Valley... Combined to go 11-5, 3.62 ERA (55 ER, 136.2 IP) in 25 starts between both levels... **2016:** Began the season on the IL while recovering from left labrum surgery... Reinstated on 7/30 and assigned to Clearwater (A) following a rehab assignment with Gulf Coast League Phillies (R)... Had a 19.0-inning scoreless streak, 8/11-9/4... **2015:** Spent majority of the season with Clearwater... Named a Florida State League midseason All-Star... Named Phillies Minor League Pitcher of the Month for April (1-1, 4 GS, 1.80 ERA, 19 SO, 4 BB)... Twice named Phillies Minor League Pitcher of the Week: 4/20-26 & 5/18-24... Was on the IL, 6/6-7/6 (left shoulder strain); made 2 rehab appearances with GCL Phillies... Tossed his first professional CG, 5/18 at Brevard County (9.0 IP, 5 H, 1 ER, 0 BB, 5 SO)... **2014:** Began his pro career with GCL Phillies... Selected as Phillies Minor League Pitcher of the Month for July (2-1, 1.42 ERA, 6 G, 5 GS, 36 SO, 6 BB, .135 OPP AVG)... Promoted to Williamsport (A) on 7/14... Had a 21.0-inning scoreless streak, 7/17-8/4... Posted a 6.70 SO/BB ratio (67 SO, 10 BB) in 60.2 combined innings between the 2 levels... Participated in Florida Instructional League.

**LEIBRANDT (continued)**

YEAR	CLUB	W-L	ERA	G	GS	CG	SHO	SV	IP	H	R	ER	HR	HB	BB	SO	WP	BK	AVG
2014	GCL Phillies	1-2	4.12	5	3	0	0	1	19.2	20	10	9	1	0	2	22	3	0	.274
	Williamsport	2-3	2.20	7	7	0	0	0	41.0	29	10	10	1	0	8	45	0	0	.203
2015	Clearwater	7-3	3.11	17	17	1	0	0	101.1	83	36	35	6	5	21	67	3	3	.227
	GCL Phillies	0-0	0.00	2	1	0	0	0	7.0	4	0	0	0	0	0	8	0	0	.160
2016	GCL Phillies	0-0	2.30	4	4	0	0	0	15.2	14	5	4	1	1	4	13	0	0	.246
	Clearwater	4-1	2.25	6	6	0	0	0	28.0	21	7	7	1	0	10	21	2	0	.216
2017	Reading	6-2	3.34	13	13	0	0	0	72.2	77	29	27	4	0	23	52	3	1	.284
	Lehigh Valley	5-3	3.94	12	12	0	0	0	64.0	59	29	28	8	1	24	53	0	0	.244
2018	Lehigh Valley	4-1	1.42	20	6	0	0	0	50.2	34	8	8	1	1	10	32	0	3	.192
2019	Injured – Did not pitch																		
<b>Minors Totals</b>		<b>29-15</b>	<b>2.88</b>	<b>86</b>	<b>69</b>	<b>1</b>	<b>0</b>	<b>1</b>	<b>400.0</b>	<b>341</b>	<b>134</b>	<b>128</b>	<b>23</b>	<b>8</b>	<b>102</b>	<b>313</b>	<b>11</b>	<b>7</b>	<b>.235</b>

**LEVERETT, ADAM STEVEN... RHP... B-T:** L-R... **HT:** 6-5; **WT:** 195... **BORN:** September 19, 1998, Macon, GA... **RESIDES:** Macon... **HOW OBTAINED:** Selected by Phillies in 15th round of June 2019 draft... **SIGNED BY:** Aaron Jersild... **EDUCATION:** 2019 graduate of Gordon State College (GA).

**2019:** Made professional debut with Gulf Coast League Phillies East (R)... Spent most of his 1st pro season with Williamsport (A)... Participated in Florida Instructional League.

YEAR	CLUB	W-L	ERA	G	GS	CG	SHO	SV	IP	H	R	ER	HR	HB	BB	SO	WP	BK	AVG
2019	GCL Phillies-E	0-0	2.45	2	1	0	0	0	3.2	4	1	1	0	0	0	6	1	0	.267
	Williamsport	1-2	4.45	9	5	0	0	0	28.1	31	16	14	3	1	13	22	3	2	.279
<b>Minors Totals</b>		<b>1-2</b>	<b>4.22</b>	<b>11</b>	<b>6</b>	<b>0</b>	<b>0</b>	<b>0</b>	<b>32.0</b>	<b>35</b>	<b>17</b>	<b>15</b>	<b>3</b>	<b>1</b>	<b>13</b>	<b>28</b>	<b>4</b>	<b>2</b>	<b>.278</b>

**LIENDO, WILBERSON EMILIO... RHP... B-T:** R-R... **HT:** 6-3; **WT:** 160... **BORN:** September 13, 1999, Caracas, VZ... **RESIDES:** Caracas... **HOW OBTAINED:** Signed by Phillies as an amateur free agent, 3/15/17... **SIGNED BY:** Rafael Alvarez.

**2019:** Selected as a Dominican Summer League All-Star... Ranked 3rd in the DSL in ERA... Spent entire year with DSL Phillies Red (R)... After allowing a HR in his first game of the season, finished the year with a 56.0-inning homerless streak... Held opponents to a .169 AVG (11-65) and 1 XBH (2B) with RISP... **2018:** Spent entire season with DSL Phillies Red... Posted a 0.68 ERA (1 ER, 13.1 IP) over his final 6 games... Limited LHH to a .118 AVG (6-51)... **2017:** Began professional career with DSL Phillies White... Earned first pro win, 6/14 at DSL Tigers... Transferred to DSL Phillies Red on 7/28 for remainder of season... Averaged 10.18 SO/9.0 IP combined with both clubs.

YEAR	CLUB	W-L	ERA	G	GS	CG	SHO	SV	IP	H	R	ER	HR	HB	BB	SO	WP	BK	AVG
2017	DSL Phillies-W	2-1	5.40	12	0	0	0	0	16.2	16	14	10	0	0	13	27	5	0	.258
	DSL Phillies-R	0-1	2.11	7	3	0	0	0	21.1	17	9	5	0	1	11	16	1	1	.233
	DSL Combined	2-2	3.55	19	3	0	0	0	38.0	33	23	15	0	1	24	43	6	1	.244
2018	DSL Phillies-R	1-3	3.18	16	0	0	0	1	34.0	26	13	12	4	2	17	31	5	0	.213
	DSL Phillies-R	5-1	1.86	16	8	0	0	1	58.0	44	16	12	1	3	22	59	11	0	.213
<b>Minors Totals</b>		<b>8-6</b>	<b>2.70</b>	<b>51</b>	<b>11</b>	<b>0</b>	<b>0</b>	<b>2</b>	<b>130.0</b>	<b>103</b>	<b>52</b>	<b>39</b>	<b>5</b>	<b>6</b>	<b>63</b>	<b>133</b>	<b>22</b>	<b>1</b>	<b>.222</b>

**LIN, HSIN-CHIEH... RHP... B-T:** R-R... **HT:** 6-2; **WT:** 198... **BORN:** March 18, 1999, Taipei, Taiwan... **RESIDES:** New Taipei... **HOW OBTAINED:** Signed by Phillies as an amateur free agent, 6/5/18... **SIGNED BY:** Youngster Wang.

**2019:** Opened season with Gulf Coast League Phillies West (R)... Tossed 3.2 innings in a combined no-hitter at GCL Phillies East on 6/26... Spent majority of year with Williamsport (A)... Overall, in 12 games (6 starts), posted a 2.03 ERA and held opponents to a .197 AVG... **2018:** Began professional career with GCL Phillies East... Participated in Florida Instructional League.

YEAR	CLUB	W-L	ERA	G	GS	CG	SHO	SV	IP	H	R	ER	HR	HB	BB	SO	WP	BK	AVG
2018	GCL Phillies-E	0-0	0.00	3	0	0	0	0	3.0	0	0	0	0	0	4	1	1	0	.000
2019	GCL Phillies-W	1-0	0.00	1	0	0	0	0	3.2	0	0	0	0	0	1	6	0	0	.000
	Clearwater	0-0	0.00	1	0	0	0	0	2.0	0	0	0	0	0	0	1	0	0	.000
	Williamsport	1-0	2.36	10	6	0	0	0	34.1	28	11	9	3	2	17	37	7	0	.224
<b>Minors Totals</b>		<b>2-0</b>	<b>1.88</b>	<b>15</b>	<b>6</b>	<b>0</b>	<b>0</b>	<b>0</b>	<b>43.0</b>	<b>28</b>	<b>11</b>	<b>9</b>	<b>3</b>	<b>2</b>	<b>22</b>	<b>45</b>	<b>8</b>	<b>0</b>	<b>.188</b>

**LINARES, DIEGO FERNANDO... RHP... B-T:** R-R... **HT:** 6-2; **WT:** 180... **BORN:** September 29, 2002, Guacara, VZ... **RESIDES:** Guacara... **HOW OBTAINED:** Signed by Phillies as an amateur free agent, 7/2/19... **SIGNED BY:** Rafael Alvarez and William Mota.

SCOUTING & PLAYER DEV.

**LINDOW, ETHAN**... LHP... B-T: R-L... HT: 6-4; WT: 185... BORN: October 15, 1998, Locust Grove, GA... RESIDES: Locust Grove... HOW OBTAINED: Selected by Phillies in 5th round of June 2017 draft... SIGNED BY: Aaron Jersild... EDUCATION: 2017 graduate of Locust Grove HS.

**2019:** Won the Paul Owens Award as the best pitcher in the Phillies minor league system... Selected as an Organization All-Star by MiLB.com... Among all Phillies minor league pitchers, posted the lowest ERA (min. 85.0 IP) and had the 5th-most SO... Posted the lowest WHIP (0.98) in the South Atlantic League (min. 94.0 IP)... Named Phillies Minor League Pitcher of the Month in both June and July... Chosen as Phillies Minor League Pitcher of the Week three times: 5/13-19, 6/3-9 and 8/12-18... Overall, went 5-4 with a 2.52 ERA (31 ER, 110.2 IP), 1.01 WHIP and 119 SO in 26 games (16 starts) for Lakewood (A) and Clearwater (A)... Combined to hold opponents to a .218 AVG and averaged 1.79 BB/9.0 IP... Spent majority of season with Lakewood... His final 3 appearances of the year came with Clearwater... **2018:** Posted the lowest ERA among qualifying Phillies short-season pitchers... Also ranked 1st among Phillies short-season pitchers in IP... Ranked T-2nd in the New York-Penn League in CG, 3rd in ERA, T-4th in WHIP, 7th in IP, T-7th in starts and T-8th in SO... Spent entire season with Williamsport (A)... Posted a 0.41 ERA (1 ER, 22.0 IP) in his last 4 starts of the season... Held LHH to a .181 AVG (15-83)... Limited opponents to a .071 AVG (2-28) with RISP and 2 outs... **2017:** Began professional career with Gulf Coast League Phillies (R)... Earned first pro win, 8/10 vs GCL Tigers East... Averaged 11.06 SO/9.0 IP... Participated in Florida Instructional League.

YEAR	CLUB	W-L	ERA	G	GS	CG	SHO	SV	IP	H	R	ER	HR	HB	BB	SO	WP	BK	AVG
2017	GCL Phillies	2-2	4.55	8	8	0	0	0	27.2	26	15	14	2	0	12	34	2	0	.241
2018	Williamsport	3-2	2.19	13	13	1	0	0	70.0	58	20	17	2	2	19	63	5	3	.227
2019	Lakewood	5-2	2.66	23	13	0	0	2	94.2	73	35	28	4	4	20	103	2	0	.208
	Clearwater	0-2	1.69	3	3	0	0	0	16.0	17	8	3	0	1	2	16	0	0	.274
<b>Minors Totals</b>		<b>10-8</b>	<b>2.68</b>	<b>47</b>	<b>37</b>	<b>1</b>	<b>0</b>	<b>2</b>	<b>208.1</b>	<b>174</b>	<b>78</b>	<b>62</b>	<b>8</b>	<b>7</b>	<b>53</b>	<b>216</b>	<b>9</b>	<b>3</b>	<b>.224</b>

**LIRIANO, ELÍAS EMMANUEL**... RHP... B-T: R-R... HT: 6-5; WT: 190... BORN: March 19, 1999, Santo Domingo, DR... RESIDES: Santo Domingo Oeste... HOW OBTAINED: Signed by Phillies as an amateur free agent, 12/15/17... SIGNED BY: Carlos Salas.

**2019:** Missed entire year (right shoulder surgery)... **2018:** Began professional career with Dominican Summer League Phillies White (R)... Averaged 10.18 SO/9.0 IP... Held LHH to a .130 AVG (3-23) with 1 XBH.

YEAR	CLUB	W-L	ERA	G	GS	CG	SHO	SV	IP	H	R	ER	HR	HB	BB	SO	WP	BK	AVG
2018	DSL Phillies-W	1-0	2.66	12	1	0	0	0	20.1	17	8	6	0	2	10	23	2	0	.227
2019	Injured - Did not pitch																		
<b>Minors Totals</b>		<b>1-0</b>	<b>2.66</b>	<b>12</b>	<b>1</b>	<b>0</b>	<b>0</b>	<b>0</b>	<b>20.1</b>	<b>17</b>	<b>8</b>	<b>6</b>	<b>0</b>	<b>2</b>	<b>10</b>	<b>23</b>	<b>2</b>	<b>0</b>	<b>.227</b>

**LOPEZ, VICTOR ALEXANDER**... RHP... B-T: R-R... HT: 6-4; WT: 192... BORN: September 2, 1999, Tenares, DR... RESIDES: Santo Domingo, DR... HOW OBTAINED: Signed by Phillies as an amateur free agent, 3/30/19... SIGNED BY: Carlos Salas and Bernardo Pérez.

**2019:** Began professional career with Dominican Summer League Phillies White (R)... Was T-5th among DSL pitchers in games started.

YEAR	CLUB	W-L	ERA	G	GS	CG	SHO	SV	IP	H	R	ER	HR	HB	BB	SO	WP	BK	AVG
2019	DSL Phillies-W	1-3	2.29	14	14	0	0	0	51.0	46	19	13	1	6	25	46	4	0	.241

**LOYO, JARED**... LHP... B-T: L-L... HT: 6-4; WT: 175... BORN: January 14, 2003, Veracruz, MX... RESIDES: Veracruz... HOW OBTAINED: Signed by Phillies as an amateur free agent, 12/27/19... SIGNED BY: Oneri Fleita and Charlie Gastelum.

**LOZANO, FERNANDO**... RHP... B-T: R-R... HT: 6-2; WT: 186... BORN: January 11, 2000, Ensenada, MX... RESIDES: Ensenada... HOW OBTAINED: Signed by Phillies as an amateur free agent, 4/25/19... SIGNED BY: Oneri Fleita and Charlie Gastelum.

**2019:** Spent entire season with Gulf Coast League Phillies West (R)... Posted a 0.95 WHIP... Participated in Florida Instructional League... **2018:** Appeared in 3 games with Tijuana (AAA) in the Mexican League.

YEAR	CLUB	W-L	ERA	G	GS	CG	SHO	SV	IP	H	R	ER	HR	HB	BB	SO	WP	BK	AVG
2018	Tijuana	0-0	3.00	3	0	0	0	0	3.0	3	1	1	0	0	1	1	0	0	.273
2019	GCL Phillies-W	5-0	1.99	17	0	0	0	2	31.2	24	8	7	1	1	6	31	1	0	.211
<b>Minors Totals</b>		<b>5-0</b>	<b>2.08</b>	<b>20</b>	<b>0</b>	<b>0</b>	<b>0</b>	<b>2</b>	<b>34.2</b>	<b>27</b>	<b>9</b>	<b>8</b>	<b>1</b>	<b>1</b>	<b>7</b>	<b>32</b>	<b>1</b>	<b>0</b>	<b>.216</b>



**MADE, ALEJANDRO...** RHP... B-T: R-R... HT: 6-4; WT: 190... BORN: December 29, 1997, San Cristóbal, DR... RESIDES: San Cristóbal... HOW OBTAINED: Signed by Phillies as an amateur free agent, 7/3/17... SIGNED BY: Bernardo Pérez.

2019: Spent entire season with Williamsport (A)... Posted a 1.93 ERA in his first 10 games... Held LHH to a .190 AVG (8-42)... Participated in Florida Instructional League... 2018: Spent entire season with Gulf Coast League Phillies East (R)... Limited RHH to a .177 AVG (11-62)... Ended season riding a 10.2-inning scoreless streak... 2017: Made professional debut with Dominican Summer League Phillies Red (R).

YEAR	CLUB	W-L	ERA	G	GS	CG	SHO	SV	IP	H	R	ER	HR	HB	BB	SO	WP	BK	AVG
2017	DSL Phillies-R	0-2	12.00	6	0	0	0	0	6.0	8	11	8	0	1	9	3	5	1	.320
2018	GCL Phillies-E	4-2	2.66	14	0	0	0	0	23.2	20	19	7	0	3	9	25	1	0	.215
2019	Williamsport	1-4	3.10	18	0	0	0	4	29.0	27	20	10	1	1	12	35	2	4	.235
<b>Minors Totals</b>		<b>5-8</b>	<b>3.84</b>	<b>38</b>	<b>0</b>	<b>0</b>	<b>0</b>	<b>4</b>	<b>58.2</b>	<b>55</b>	<b>50</b>	<b>25</b>	<b>1</b>	<b>5</b>	<b>30</b>	<b>63</b>	<b>8</b>	<b>5</b>	<b>.236</b>

**MADE, ÉDGAR YOEL...** INF... B-T: S-R... HT: 5-10; WT: 145... BORN: December 15, 1999, Baní, DR... RESIDES: Baní... HOW OBTAINED: Signed by Phillies as an amateur free agent, 7/8/16... SIGNED BY: Luis García.

2019: Named a Gulf Coast League All-Star... Had the following GCL rankings: 1st in hits, T-2nd in RBI, 3rd in AVG & total bases, 4th in SLG, T-4th in triples, T-5th in XBH, 6th in OPS, 7th in AB & runs and T-7th in doubles... Began season with Williamsport (A)... Finished year at GCL Phillies West (R)... Defensively, played 2nd base and 3rd base... Participated in Florida Instructional League... 2018: Spent entire season with GCL Phillies East... Made starts at 2nd base, 3rd base and in LF... Slugged a grand slam, 7/30 vs GCL Pirates... 2017: Began professional career with Dominican Summer League Phillies Red (R)... Slugged first pro HR, 7/6 vs DSL Rockies... Posted an .894 OPS in his first 19 games... Made starts at 2nd base, 3rd base and SS.

YEAR	CLUB	AVG	G	AB	R	H	2B	3B	HR	RBI	SH	SF	HP	BB	SO	SB	CS	OBP	SLG	OPS	E
2017	DSL Phillies-R	.242	53	178	29	43	9	5	1	20	5	1	4	25	35	14	7	.346	.365	.711	8
2018	GCL Phillies-E	.253	29	83	13	21	3	1	2	15	0	1	2	4	18	2	3	.300	.386	.686	8
2019	Williamsport	.174	6	23	1	4	0	0	1	2	0	0	0	6	1	1	.174	.304	.478	0	
	GCL Phillies-W	.333	42	165	31	*55	12	4	3	34	0	2	4	13	26	5	5	.391	.509	.900	6
<b>Minors Totals</b>		<b>.274</b>	<b>130</b>	<b>449</b>	<b>74</b>	<b>123</b>	<b>24</b>	<b>10</b>	<b>7</b>	<b>71</b>	<b>5</b>	<b>4</b>	<b>10</b>	<b>42</b>	<b>85</b>	<b>22</b>	<b>16</b>	<b>.347</b>	<b>.419</b>	<b>.765</b>	<b>22</b>

\* League leader

**MARCANO, RAFAEL ALFONSO...** LHP... B-T: L-L... HT: 6-1; WT: 170... BORN: April 20, 2000, Punta Cardón, VZ... RESIDES: Punta Cardón... HOW OBTAINED: Signed by Phillies as an amateur free agent, 4/27/18... SIGNED BY: Rómulo Oliveros.

2019: Spent entire season with Gulf Coast League Phillies East (R)... Participated in Florida Instructional League... 2018: Made his professional debut with Dominican Summer League Phillies White (R).

YEAR	CLUB	W-L	ERA	G	GS	CG	SHO	SV	IP	H	R	ER	HR	HB	BB	SO	WP	BK	AVG
2018	DSL Phillies-W	1-0	1.35	9	1	0	0	0	13.1	10	3	2	0	1	6	11	1	0	.208
2019	GCL Phillies-E	0-2	4.24	9	4	0	0	1	23.1	22	12	11	1	1	7	24	2	0	.242
<b>Minors Totals</b>		<b>1-2</b>	<b>3.19</b>	<b>18</b>	<b>5</b>	<b>0</b>	<b>0</b>	<b>1</b>	<b>36.2</b>	<b>32</b>	<b>15</b>	<b>13</b>	<b>1</b>	<b>2</b>	<b>13</b>	<b>35</b>	<b>3</b>	<b>0</b>	<b>.230</b>

**MARCELINO, ÓSCAR EDUARDO...** RHP... B-T: R-R... HT: 6-3; WT: 166... BORN: June 8, 1997, Guaymate, DR... RESIDES: Caleta, DR... HOW OBTAINED: Signed by Phillies as an amateur free agent, 2/3/14... SIGNED BY: Elvis Fernández.

2019: Began season with Lakewood (A)... Promoted to Clearwater (A) on 6/9 for the remainder of the year... Started season with a 31.0-inning homerless streak, which ended on 7/17... 2018: Spent entire season with Williamsport (A)... Held LHH to a .207 AVG (6-29)... 2017: Spent entire season with Gulf Coast League Phillies (R)... Among qualifying relievers in the GCL, finished 4th in OPP AVG... Began season with an 11.0-inning scoreless streak (5 G)... Earned first pro save, 7/6 vs GCL Pirates... Held RHH to a .094 AVG (6-64)... Held opponents to a .091 AVG (2-22) with RISP... Posted a 1.04 WHIP... 2016: Split season between Dominican Summer League Phillies-1 (R) and DSL Phillies-2... Was T-4th in the DSL in games started... Allowed 2 ER or fewer in each of his first 8 starts and in 12 of 14 total... 2014-15: Spent first 2 professional seasons with DSL Phillies.

YEAR	CLUB	W-L	ERA	G	GS	CG	SHO	SV	IP	H	R	ER	HR	HB	BB	SO	WP	BK	AVG
2014	DSL Phillies	0-1	11.25	4	0	0	0	0	4.0	6	11	5	0	1	6	4	0	0	.316
2015	DSL Phillies	2-1	2.03	13	0	0	0	0	26.2	23	9	6	0	2	11	19	8	0	.245
2016	DSL Phillies-2	0-5	4.45	7	7	0	0	0	28.1	33	16	14	1	3	17	23	6	0	.306
	DSL Phillies-1	1-4	2.17	7	7	0	0	0	37.1	29	10	9	0	3	15	33	10	2	.218
	DSL Combined	1-*9	3.15	14	14	0	0	0	65.2	62	26	23	1	6	32	56	16	2	.257
2017	GCL Phillies	4-2	2.25	17	0	0	0	2	28.0	14	7	7	2	4	15	22	1	0	.154
2018	Williamsport	1-0	12.94	14	0	0	0	0	16.0	24	26	23	0	2	17	18	5	1	.348
2019	Lakewood	1-1	3.86	18	0	0	0	2	21.0	19	10	9	0	3	13	22	3	1	.238
	Clearwater	2-1	7.84	14	0	0	0	0	20.2	27	24	18	2	3	18	16	7	0	.318
<b>Minors Totals</b>		<b>11-15</b>	<b>4.50</b>	<b>94</b>	<b>14</b>	<b>0</b>	<b>0</b>	<b>4</b>	<b>182.0</b>	<b>175</b>	<b>113</b>	<b>91</b>	<b>5</b>	<b>21</b>	<b>112</b>	<b>157</b>	<b>40</b>	<b>4</b>	<b>.258</b>

\* League leader

SCOUTING & PLAYER DEV.

**MARCHÁN, RAFAEL ALEJANDRO**... C... B-T: S-R... HT: 5-9; WT: 170... BORN: February 25, 1999, San Cristóbal, VZ... RESIDES: Caracas, VZ... **HOW OBTAINED:** Signed by Phillies as an amateur free agent, 7/2/15... **SIGNED BY:** Jesús Méndez.

**2019:** Opened year with Lakewood (A)... Promoted to Clearwater (A) on 7/30 for the remainder of the season... Caught 36.5% (31-85) of runners attempting to steal in 70 games (68 starts) at catcher... Was on the injured list from 5/2-24 with a left wrist contusion... Following the season, named the No. 6 prospect and rated as the best defensive catcher in the Phillies minor league system by *Baseball America*... **2018:** Named a New York-Penn League All-Star... Ranked 4th in the NYPL in AVG... Among qualifying hitters in the NYPL, was the 3rd-most difficult hitter to strike out (11.67 PA/SO)... Spent entire season with Williamsport (A)... Led NYPL catchers in assists (57) and was T-1st in double plays turned (5)... Among qualifying NYPL catchers, ranked 4th in catcher caught stealing percentage (29.4%, 20 of 68)... Hit .377 (20-53) against LHP... Participated in Florida Instructional League... **2017:** Spent entire season with Gulf Coast League Phillies (R)... Hit .297 (11-37) in 14 home games... Caught 16 of 37 attempted base stealers (43.2%)... Participated in FIL... **2016:** Began professional career with Dominican Summer League Phillies-2 (R)... Led all Phillies short-season minor leaguers in RBI... Threw out 40.0% of attempted base stealers (16 CS, 24 SB)... Had multiple hits in 7 of 8 games, 7/11-20... Batted .388 (31-80) with 18 RBI and a .446 OBP in July... Participated in FIL... **2015:** Participated in FIL.

YEAR	CLUB	AVG	G	AB	R	H	2B	3B	HR	RBI	SH	SF	HP	BB	SO	SB	CS	OBP	SLG	OPS	E
2016	DSL Phillies-2	.333	44	171	23	57	7	1	0	34	0	5	0	16	14	6	0	.380	.386	.766	5
2017	GCL Phillies	.238	30	84	10	20	5	0	0	10	0	2	3	4	8	1	0	.290	.298	.588	3
2018	Williamsport	.301	51	196	28	59	8	2	0	12	0	1	2	11	18	9	6	.343	.362	.705	4
2019	Lakewood	.271	63	236	21	64	16	0	0	20	0	1	4	24	31	1	3	.347	.339	.686	4
	Clearwater	.231	22	78	6	18	4	0	0	3	0	1	1	6	8	1	2	.291	.282	.573	4
<b>Minors Totals</b>		<b>.285</b>	<b>210</b>	<b>765</b>	<b>88</b>	<b>218</b>	<b>40</b>	<b>3</b>	<b>0</b>	<b>79</b>	<b>0</b>	<b>10</b>	<b>10</b>	<b>61</b>	<b>79</b>	<b>18</b>	<b>11</b>	<b>.342</b>	<b>.345</b>	<b>.687</b>	<b>20</b>

**MARCONI, BRIAN AUSTIN**... LHP... B-T: R-L... HT: 6-3; WT: 185... BORN: May 9, 1997, Philadelphia, PA... RESIDES: Fairfax, VA... **HOW OBTAINED:** Signed by Phillies as a non-drafted free agent, 6/12/19... **SIGNED BY:** Kellan McKeon... **EDUCATION:** 2019 graduate of George Mason University (VA).

**2019:** Began professional career with Gulf Coast League Phillies West (R)... Tossed 0.1 inning in a combined no-hitter at GCL Phillies East on 6/26... Promoted to Williamsport (A) on 7/2 for the remainder of the season.

YEAR	CLUB	W-L	ERA	G	GS	CG	SHO	SV	IP	H	R	ER	HR	HB	BB	SO	WP	BK	AVG
2019	GCL Phillies-W	0-0	0.00	3	0	0	0	0	2.1	1	0	0	0	0	3	3	1	0	.125
	Williamsport	1-4	4.56	14	0	0	0	1	23.2	27	15	12	0	1	11	25	1	0	.293
<b>Minors Totals</b>		<b>1-4</b>	<b>4.15</b>	<b>17</b>	<b>0</b>	<b>0</b>	<b>1</b>	<b>0</b>	<b>26.0</b>	<b>28</b>	<b>15</b>	<b>12</b>	<b>0</b>	<b>1</b>	<b>14</b>	<b>28</b>	<b>2</b>	<b>0</b>	<b>.280</b>

**MARÍN, JHOSTYN JOSÉ**... RHP... B-T: R-R... HT: 6-2; WT: 170... BORN: January 30, 2001, Caracas, VZ... RESIDES: Santa Lucía, VZ... **HOW OBTAINED:** Signed by Phillies as an amateur free agent, 5/4/18... **SIGNED BY:** Ubaldo Heredia.

**2019:** Missed season (right knee surgery)... **2018:** Did not pitch.

YEAR	CLUB	W-L	ERA	G	GS	CG	SHO	SV	IP	H	R	ER	HR	HB	BB	SO	WP	BK	AVG
2018	Did not pitch																		
2019	Injured - Did not pitch																		

**MARKWARDT, HUNTER LEE**... OF... B-T: L-L... HT: 6-1; WT: 185... BORN: August 22, 1997, Arlington, TX... RESIDES: Argyle, TX... **HOW OBTAINED:** Selected by Phillies in 13th round of June 2019 draft... **SIGNED BY:** Ralph Garr Jr... **EDUCATION:** Attended Oklahoma Christian University.

**2019:** Began professional career with Williamsport (A)... Made starts at each outfield position... Participated in Florida Instructional League.

YEAR	CLUB	AVG	G	AB	R	H	2B	3B	HR	RBI	SH	SF	HP	BB	SO	SB	CS	OBP	SLG	OPS	E
2019	Williamsport	.306	18	62	7	19	1	1	0	8	0	3	1	2	14	6	1	.324	.355	.678	0

**MARTÍNEZ, JAROL GIOVANNI**... SS... B-T: R-R... HT: 6-2; WT: 150... BORN: July 19, 2003, Guarenas, VZ... RESIDES: Higuero, VZ... **HOW OBTAINED:** Signed by Phillies as an amateur free agent, 7/19/19... **SIGNED BY:** Rafael Álvarez and Ebert Velásquez.

**MARTÍNEZ, JORDI ANTONIO**... LHP... B-T: L-L... HT: 6-2; WT: 185... BORN: July 18, 2000, Santiago de los Caballeros, DR... RESIDES: Santiago de los Caballeros... **HOW OBTAINED:** Signed by Phillies as an amateur free agent, 1/22/18... **SIGNED BY:** Carlos Salas.

**2019:** Appeared in 5 games (1 start) with Gulf Coast League Phillies East (R)... Participated in Florida Instructional League... **2018:** Began professional career with Dominican Summer League Phillies Red (R)... Did not surrender a HR in 41.1 IP... Participated in FIL.

YEAR	CLUB	W-L	ERA	G	GS	CG	SHO	SV	IP	H	R	ER	HR	HB	BB	SO	WP	BK	AVG
2018	DSL Phillies-R	1-4	5.44	14	10	0	0	0	41.1	45	27	25	0	3	14	37	1	1	.276
2019	GCL Phillies-E	1-0	3.00	5	1	0	0	0	12.0	9	4	4	1	1	5	13	0	1	.205
<b>Minors Totals</b>		<b>2-4</b>	<b>4.89</b>	<b>19</b>	<b>11</b>	<b>0</b>	<b>0</b>	<b>0</b>	<b>53.1</b>	<b>54</b>	<b>31</b>	<b>29</b>	<b>1</b>	<b>4</b>	<b>19</b>	<b>50</b>	<b>1</b>	<b>2</b>	<b>.261</b>

**MARTÍNEZ, NERLUIS JOSÉ...** C... B-T: L-R... HT: 6-2; WT: 175... BORN: April 10, 1996, Cristóbal Rojas, VZ... RESIDES: Paracotos, VZ... **HOW OBTAINED:** Signed by Phillies as an amateur free agent, 7/28/14... **SIGNED BY:** Ebert Velásquez.

**2019:** Missed season due to a right ankle contusion and a right quadriceps strain... **2018:** Appeared in 1 game with Lakewood (A)... Transferred to Williamsport (A) on 5/21 for remainder of season... **2017:** Began season with Gulf Coast League Phillies (R)... Promoted to Williamsport on 7/10 for remainder of season... **2016:** Spent entire season with GCL Phillies... Batted .361 (13-36) and had 18 RBI with RISP... **2015:** Began professional career with Dominican Summer League Phillies (R)... Batted .368 (14-38) with 2 HR and 12 RBI in his first 12 games... Participated in Florida Instructional League.

YEAR	CLUB	AVG	G	AB	R	H	2B	3B	HR	RBI	SH	SF	HP	BB	SO	SB	CS	OBP	SLG	OPS	E
2015	DSL Phillies	.246	48	171	16	42	9	0	5	27	0	3	5	13	20	5	1	.313	.386	.699	3
2016	GCL Phillies	.248	39	101	12	25	4	1	0	18	0	2	1	11	12	0	0	.322	.307	.629	3
2017	GCL Phillies	.143	7	14	1	2	0	0	0	1	0	0	0	1	1	0	0	.200	.143	.343	1
	Williamsport	.155	17	58	3	9	2	1	0	1	0	0	0	2	11	0	1	.183	.224	.407	1
2018	Lakewood	.000	1	2	0	0	0	0	0	0	0	0	0	0	0	0	0	.000	.000	.000	0
	Williamsport	.130	7	23	2	3	0	0	0	1	0	0	0	3	8	2	0	.231	.130	.361	1
2019	Injured - Did not play																				
<b>Minors Totals</b>		<b>.220</b>	<b>119</b>	<b>369</b>	<b>34</b>	<b>81</b>	<b>15</b>	<b>2</b>	<b>5</b>	<b>48</b>	<b>0</b>	<b>5</b>	<b>6</b>	<b>30</b>	<b>52</b>	<b>7</b>	<b>2</b>	<b>.285</b>	<b>.312</b>	<b>.597</b>	<b>9</b>

**MARTÍNEZ, ROBÍNSON ROBERTIS...** RHP... B-T: R-R... HT: 6-0; WT: 190... BORN: March 20, 1998, Moca, DR... RESIDES: Moca... **HOW OBTAINED:** Signed by Phillies as an amateur free agent, 8/25/14... **SIGNED BY:** Carlos Salas.

**2019:** Spent majority of season with Lakewood (A)... Was on the restricted list, 6/24-7/29... **2018:** Was on the IL from 6/22-7/21 with a right elbow sprain; included rehab assignments at Gulf Coast League Phillies West (R) and GCL Phillies East... On 7/22, joined Williamsport (A), where he spent remainder of the season... Averaged 12.46 SO/9.0 IP at Williamsport... Participated in Florida Instructional League... **2017:** Spent entire season with Gulf Coast League Phillies (R)... Held RHH to a .177 AVG (11-62)... Had a 2.92 ERA (4 ER, 12.1 IP) through his first 7 games... **2016:** Spent entire season with Dominican Summer League Phillies-1 (R)... **2015:** Began professional career with DSL Phillies.

YEAR	CLUB	W-L	ERA	G	GS	CG	SHO	SV	IP	H	R	ER	HR	HB	BB	SO	WP	BK	AVG
2015	DSL Phillies	5-2	4.53	16	7	0	0	0	43.2	36	27	22	0	2	30	24	10	1	.226
2016	DSL Phillies-1	1-1	7.91	12	0	0	0	0	19.1	28	19	17	0	3	20	20	6	0	.346
2017	GCL Phillies	2-1	3.52	13	0	0	0	0	23.0	22	10	9	1	1	12	13	1	1	.250
2018	GCL Phillies-W	0-0	2.45	3	0	0	0	0	3.2	4	1	1	0	0	1	1	0	0	.250
	GCL Phillies-E	0-0	3.00	2	0	0	0	0	3.0	1	1	1	0	1	1	7	0	0	.100
	Williamsport	1-2	4.67	10	0	0	0	1	17.1	21	13	9	1	0	6	24	1	0	.284
2019	Lakewood	0-3	10.05	15	0	0	0	2	14.1	14	16	16	2	3	13	24	2	0	.255
	GCL Phillies-W	0-0	0.00	1	0	0	0	0	1.0	1	0	0	0	0	1	0	0	0	.250
<b>Minors Totals</b>		<b>9-9</b>	<b>5.39</b>	<b>72</b>	<b>7</b>	<b>0</b>	<b>0</b>	<b>3</b>	<b>125.1</b>	<b>127</b>	<b>87</b>	<b>75</b>	<b>4</b>	<b>10</b>	<b>83</b>	<b>114</b>	<b>20</b>	<b>2</b>	<b>.261</b>

**MATERA, NICK J...** C... B-T: R-R... HT: 6-2; WT: 215... BORN: August 29, 1996, Roxbury, NJ... RESIDES: Succasunna, NJ... **HOW OBTAINED:** Selected by Phillies in 34th round of June 2018 draft... **SIGNED BY:** Connor Betz... **EDUCATION:** Attended Rutgers University - New Brunswick (NJ).

**2019:** Appeared in 26 games overall for Williamsport (A), Lakewood (A), Lehigh Valley (AAA) and Clearwater (A)... **2018:** Began professional career with Gulf Coast League Phillies West (R).

YEAR	CLUB	AVG	G	AB	R	H	2B	3B	HR	RBI	SH	SF	HP	BB	SO	SB	CS	OBP	SLG	OPS	E
2018	GCL Phillies-W	.224	25	76	13	17	6	0	0	5	0	1	2	13	17	0	1	.348	.303	.650	2
2019	Williamsport	.269	8	26	2	7	3	0	1	3	0	0	0	3	4	0	0	.345	.500	.845	0
	Lakewood	.300	3	10	3	3	0	0	2	4	0	0	0	3	0	0	0	.300	.900	1.200	2
	Lehigh Valley	.250	1	4	1	1	0	0	0	1	0	0	0	1	0	0	0	.400	.250	.650	0
	Clearwater	.128	14	39	3	5	1	0	1	6	0	1	0	5	15	0	0	.222	.231	.453	2
<b>Minors Totals</b>		<b>.213</b>	<b>51</b>	<b>155</b>	<b>22</b>	<b>33</b>	<b>10</b>	<b>0</b>	<b>4</b>	<b>19</b>	<b>0</b>	<b>2</b>	<b>2</b>	<b>22</b>	<b>39</b>	<b>0</b>	<b>1</b>	<b>.315</b>	<b>.355</b>	<b>.670</b>	<b>6</b>

**MATOS, LUIS GUILLERMO...** OF... B-T: S-R... HT: 6-0; WT: 172... BORN: December 17, 1999, Cabimas, VZ... RESIDES: Santa Rita, VZ... **HOW OBTAINED:** Signed by Phillies as an amateur free agent, 10/13/16... **SIGNED BY:** Jesús Méndez.

**2019:** Spent entire year with Gulf Coast League Phillies East (R)... Made starts at each outfield position... Collected 6 OF assists... **2018:** Spent season with GCL Phillies West (R)... Hit .303 (10-33) against LHP... Participated in Florida Instructional League... **2017:** Made professional debut with Dominican Summer League Phillies Red (R)... Batted .308 (12-39) in his final 13 games.

YEAR	CLUB	AVG	G	AB	R	H	2B	3B	HR	RBI	SH	SF	HP	BB	SO	SB	CS	OBP	SLG	OPS	E
2017	DSL Phillies-R	.230	60	174	28	40	5	1	0	9	2	0	2	23	48	15	8	.327	.270	.597	3
2018	GCL Phillies-W	.270	36	111	13	30	2	0	0	11	3	2	1	5	29	8	5	.303	.288	.591	3
2019	GCL Phillies-E	.260	35	131	21	34	5	4	0	12	0	0	1	9	36	6	3	.312	.359	.671	2
<b>Minors Totals</b>		<b>.250</b>	<b>131</b>	<b>416</b>	<b>62</b>	<b>104</b>	<b>12</b>	<b>5</b>	<b>0</b>	<b>32</b>	<b>5</b>	<b>2</b>	<b>4</b>	<b>37</b>	<b>113</b>	<b>29</b>	<b>16</b>	<b>.316</b>	<b>.303</b>	<b>.619</b>	<b>8</b>

SCOUTING & PLAYER DEV.

**MATOS, MALVIN YUNIOR...** **OF...** **B-T:** R-R... **HT:** 6-3; **WT:** 170... **BORN:** August 19, 1996, Caja Seca, VZ... **RESIDES:** Caja Seca... **HOW OBTAINED:** Signed by Phillies as an amateur free agent, 5/19/15... **SIGNED BY:** Jesús Méndez.

**2019:** Spent entire season with Lakewood (A)... Led the club in runs scored and walks... Named South Atlantic League Player of the Week, 7/22-28... Collected a multi-HR game, 8/3 at Asheville... Defensively, made starts in LF (26), CF (50) and RF (28)... **2018:** Appeared in 3 games with Lakewood... Placed on the IL on 6/15 with a right shoulder strain and missed remainder of the season... **2017:** Spent entire season with Williamsport (A)... Ranked T-5th in the New York-Penn League in doubles... Reached base safely in 22 consecutive games (.400 OBP) from 7/16-8/23... Hit .315 (17-54) against LHP... Batted .370 (10-27) with a 1.044 OPS in his last 7 games of season... Participated in Florida Instructional League... **2016:** Spent entire season with Gulf Coast League Phillies (R)... Drew a walk in 7 straight games, 7/16-25... Went 10-for-31 (1.323) with a .400 OBP against LHP... Participated in FIL... **2015:** Began professional career with Venezuelan Summer League Phillies (R)... Was on the restricted list, 5/21-6/25.

YEAR	CLUB	AVG	G	AB	R	H	2B	3B	HR	RBI	SH	SF	HP	BB	SO	SB	CS	OBP	SLG	OPS	E
2015	VSL Phillies	.260	29	104	14	27	11	1	1	6	0	0	4	17	21	2	3	.384	.413	.797	2
2016	GCL Phillies	.242	48	157	19	38	11	1	2	15	2	1	6	19	30	10	5	.344	.363	.707	1
2017	Williamsport	.254	57	177	20	45	15	1	3	19	0	2	6	20	39	4	3	.346	.401	.747	2
2018	Lakewood	.250	3	8	1	2	1	1	0	1	0	0	1	1	4	0	0	.400	.625	1.025	0
2019	Lakewood	.248	116	391	57	97	17	1	10	39	7	1	9	47	105	18	8	.342	.373	.715	3
<b>Minors Totals</b>		<b>.250</b>	<b>253</b>	<b>837</b>	<b>111</b>	<b>209</b>	<b>55</b>	<b>5</b>	<b>16</b>	<b>80</b>	<b>9</b>	<b>4</b>	<b>26</b>	<b>104</b>	<b>199</b>	<b>34</b>	<b>19</b>	<b>.349</b>	<b>.385</b>	<b>.734</b>	<b>8</b>

**MAXWELL, TUCKER ALLEN...** **OF...** **B-T:** L-L... **HT:** 6-0; **WT:** 180... **BORN:** September 29, 1996, Kennesaw, GA... **RESIDES:** Dawsonville, GA... **HOW OBTAINED:** Selected by Phillies in 22nd round of June 2019 draft... **SIGNED BY:** Aaron Jersild... **EDUCATION:** Attended the University of Georgia.

**2019:** Began professional career with Williamsport (A) and finished year with Gulf Coast League Phillies West (R)... Participated in Florida Instructional League.

YEAR	CLUB	AVG	G	AB	R	H	2B	3B	HR	RBI	SH	SF	HP	BB	SO	SB	CS	OBP	SLG	OPS	E
2019	Williamsport	.044	14	45	2	2	1	0	0	1	0	1	0	5	20	1	0	.137	.067	.204	2
	GCL Phillies-W	.246	20	61	9	15	1	0	2	5	0	0	1	13	32	3	0	.387	.361	.747	0
<b>Minors Totals</b>		<b>.160</b>	<b>34</b>	<b>106</b>	<b>11</b>	<b>17</b>	<b>2</b>	<b>0</b>	<b>2</b>	<b>6</b>	<b>0</b>	<b>1</b>	<b>1</b>	<b>18</b>	<b>52</b>	<b>4</b>	<b>0</b>	<b>.286</b>	<b>.236</b>	<b>.522</b>	<b>2</b>

**MAYER, GUNNER TODD...** **RHP...** **B-T:** R-R... **HT:** 6-7; **WT:** 200... **BORN:** July 27, 2000, Walnut Creek, CA... **RESIDES:** Stockton, CA... **HOW OBTAINED:** Selected by Phillies in 5th round of June 2019 draft... **SIGNED BY:** Joey Davis... **EDUCATION:** Attended San Joaquin Delta JC (CA).

**2019:** Made his professional debut with Gulf Coast League Phillies West (R)... Participated in Florida Instructional League.

YEAR	CLUB	W-L	ERA	G	GS	CG	SHO	SV	IP	H	R	ER	HR	HB	BB	SO	WP	BK	AVG
2019	GCL Phillies-W	0-0	5.40	4	2	0	0	0	8.1	8	5	5	0	1	3	10	2	0	.250

**McARTHUR, JAMES LEONARD...** **RHP...** **B-T:** R-R... **HT:** 6-7; **WT:** 230... **BORN:** December 11, 1996, New Braunfels, TX... **RESIDES:** New Braunfels... **HOW OBTAINED:** Selected by Phillies in 12th round of June 2018 draft... **SIGNED BY:** Mike Stauffer... **EDUCATION:** Attended University of Mississippi.

**2019:** Began season with Lakewood (A)... His last 7 appearances (all starts) came with Clearwater (A)... Went 3-1 with a 1.40 ERA (4 ER, 25.2 IP) in 5 August starts... Averaged 9.79 SO/9.0 IP (91 SO, 83.2 IP)... Participated in Florida Instructional League... **2018:** Made professional debut with Gulf Coast League Phillies West (R)... Promoted to Williamsport (A), 6/28... Promoted to Lakewood on 8/28 to finish the season... Overall, posted a 0.54 ERA, 0.81 WHIP, averaged 9.45 SO/9.0 IP, held opponents to a .145 AVG and did not allow a HR in 33.1 IP... Made 3 scoreless relief appearances (6.1 IP) with Lakewood in the playoffs.

YEAR	CLUB	W-L	ERA	G	GS	CG	SHO	SV	IP	H	R	ER	HR	HB	BB	SO	WP	BK	AVG
2018	GCL Phillies-W	0-0	0.00	1	0	0	0	0	1.0	1	0	0	0	0	2	1	0	.250	
	Williamsport	2-0	0.64	8	5	0	0	0	28.1	15	2	2	0	1	10	31	2	.158	
	Lakewood	0-0	0.00	1	1	0	0	0	4.0	0	0	0	0	0	1	2	0	1.000	
2019	Lakewood	0-6	6.00	18	6	0	0	0	54.0	47	39	36	4	4	32	61	9	0	.237
	Clearwater	3-1	3.03	7	7	0	0	0	29.2	26	10	10	3	1	16	30	4	1	.239
<b>Minors Totals</b>		<b>5-7</b>	<b>3.69</b>	<b>35</b>	<b>19</b>	<b>0</b>	<b>0</b>	<b>0</b>	<b>117.0</b>	<b>89</b>	<b>51</b>	<b>48</b>	<b>7</b>	<b>6</b>	<b>59</b>	<b>126</b>	<b>16</b>	<b>2</b>	<b>.213</b>

**McGARRY, SETH TIMOTHY...** **RHP...** **B-T:** R-R... **HT:** 6-0; **WT:** 196... **BORN:** January 5, 1994, St. Petersburg, FL... **RESIDES:** Bradenton, FL... **HOW OBTAINED:** Acquired from PIT in exchange for RHP Joaquín Benoit and cash considerations on 7/31/17; originally selected by PIT in 8th round of June 2015 draft... **SIGNED BY:** Nick Presto... **EDUCATION:** Attended Florida Atlantic University.

**2019:** Started season with Clearwater (A)... Made his Lehigh Valley (AAA) debut on 5/2... Also pitched for Reading (AA)... Posted an 11.0-inning scoreless streak, 4/25-5/15... Was on the IL from 6/22-7/1 (blister)... **2018:** Spent entire season with Reading... Held RHH to a .228 AVG (28-123)... Posted a 1.57 ERA (5 ER, 28.2 IP) in 20 road games... Pitched 2.0 or more innings in 20 of his 45 relief appearances... Posted a 2.25 ERA (3 ER, 12.0 IP) with 15 SO in 7 games (1 GS) for Scottsdale in the Arizona Fall League... **2017:** Began season with Bradenton (A)... Selected as a Florida State League midseason and postseason All-Star... Ranked 1st in the FSL in games finished (38) and T-1st in saves (19) & appearances (44)... Opened season with a 15.1-inning scoreless streak

## McGARRY (continued)

(10 games), in which he allowed just 4 hits... Converted 14 of his 15 save opportunities... Held RHH to a .099 AVG (7-71) and opponents batted .088 (3-34) with RISP against him... Appeared in first game with Clearwater, 8/1... Posted a combined 0.99 WHIP for the season... Participated in Florida Instructional League... **2016:** Spent entire season with West Virginia (A)... Struck out a season-high 5 batters over 2.0 innings, 5/28 vs Columbia... Posted a 1.38 ERA (2 ER, 13.0 IP) over 8 games in June... Logged 2.0 or more innings in 20 of his 38 relief appearances... **2015:** Began professional career with Gulf Coast League Pirates (R)... Finished season with West Virginia.

YEAR	CLUB	W-L	ERA	G	GS	CG	SHO	SV	IP	H	R	ER	HR	HB	BB	SO	WP	BK	AVG
2015	GCL Pirates	1-1	1.50	3	3	0	0	0	12.0	8	2	2	0	0	1	9	0	0	.186
	West Virginia	2-2	4.62	9	9	0	0	0	39.0	30	21	20	2	7	23	35	1	0	.214
2016	West Virginia	4-4	3.79	38	0	0	0	9	59.1	58	27	25	4	4	27	59	2	0	.260
2017	Bradenton	1-0	1.34	31	0	0	0	14	40.1	20	6	6	1	5	14	38	3	0	.146
	Clearwater	0-4	5.14	13	0	0	0	5	14.0	14	9	8	1	0	6	17	2	0	.255
2018	Reading	2-4	3.99	45	0	0	0	4	67.2	58	37	30	6	4	41	65	5	0	.238
2019	Clearwater	1-1	2.00	7	1	0	0	1	18.0	17	4	4	0	0	4	15	1	0	.254
	Lehigh Valley	0-2	6.15	20	4	0	0	1	45.1	60	38	31	8	8	19	40	5	1	.316
	Reading	2-0	1.13	4	2	0	0	0	16.0	7	2	2	1	0	8	16	2	0	.140
<b>Minors Totals</b>		<b>13-18</b>	<b>3.70</b>	<b>170</b>	<b>19</b>	<b>0</b>	<b>0</b>	<b>34</b>	<b>311.2</b>	<b>272</b>	<b>146</b>	<b>128</b>	<b>23</b>	<b>28</b>	<b>143</b>	<b>294</b>	<b>21</b>	<b>1</b>	<b>.237</b>

**McKAY, TYLER...** **RHP...** **B-T:** R-R... **HT:** 6-6; **WT:** 180... **BORN:** August 18, 1997, Lee's Summit, MO... **RESIDES:** Blue Springs, MO... **HOW OBTAINED:** Selected by Phillies in 16th round of June 2018 draft... **SIGNED BY:** Will Brunson... **EDUCATION:** 2018 graduate of Howard College (TX).

**2019:** Spent entire season with Lakewood (A)... LHH posted a .206/.299/.275 slash line against him, going 21-for-102 with 4 2B and a HR... Was on the IL from 7/13-end of season (right shoulder inflammation)... **2018:** Began professional career with Gulf Coast League Phillies East (R)... Participated in Florida Instructional League.

YEAR	CLUB	W-L	ERA	G	GS	CG	SHO	SV	IP	H	R	ER	HR	HB	BB	SO	WP	BK	AVG
2018	GCL Phillies-E	1-0	2.45	4	1	0	0	0	7.1	7	2	2	0	2	2	2	0	0	.250
2019	Lakewood	3-5	5.05	18	12	0	0	0	66.0	57	41	37	7	7	24	57	9	1	.234
<b>Minors Totals</b>		<b>4-5</b>	<b>4.79</b>	<b>22</b>	<b>13</b>	<b>0</b>	<b>0</b>	<b>0</b>	<b>73.1</b>	<b>64</b>	<b>43</b>	<b>39</b>	<b>7</b>	<b>9</b>	<b>26</b>	<b>59</b>	<b>9</b>	<b>1</b>	<b>.235</b>

**MEDINA, OSWALD YEAN PIERO...** **RHP...** **B-T:** R-R... **HT:** 6-0; **WT:** 145... **BORN:** December 2, 2001, Puerto Cabello, VZ... **RESIDES:** Morón, VZ... **HOW OBTAINED:** Signed by Phillies as an amateur free agent, 5/14/19... **SIGNED BY:** Rafael Álvarez and Elvis García.

**2019:** Was on the restricted list, 5/29-8/14, and did not pitch.

**MEJÍA, ADONY ALEXANDER...** **C...** **B-T:** R-R... **HT:** 5-11; **WT:** 170... **BORN:** June 9, 2001, San Pedro de Macoris, DR... **RESIDES:** Santo Domingo, DR... **HOW OBTAINED:** Signed by Phillies as an amateur free agent, 12/10/18... **SIGNED BY:** Roberto Aquino and Franklin Felida.

**2019:** Began professional career with Dominican Summer League Phillies Red (R).

YEAR	CLUB	AVG	G	AB	R	H	2B	3B	HR	RBI	SH	SF	HP	BB	SO	SB	CS	OBP	SLG	OPS	E
2019	DSL Phillies-R	.162	51	167	27	27	3	1	0	9	0	1	10	22	43	4	2	.295	.192	.487	5

**MÉNDEZ, JORGE LUIS...** **C...** **B-T:** R-R... **HT:** 5-10; **WT:** 160... **BORN:** August 1, 2003, Maracay, VZ... **RESIDES:** La Victoria, VZ... **HOW OBTAINED:** Signed by Phillies as an amateur free agent, 8/2/19... **SIGNED BY:** Rafael Álvarez and William Mota.

**MÉNDEZ, JUAN FÉLIX...** **C...** **B-T:** L-R... **HT:** 5-10; **WT:** 165... **BORN:** February 27, 1999, Azua, DR... **RESIDES:** Azua... **HOW OBTAINED:** Signed by Phillies as an amateur free agent, 7/8/16... **SIGNED BY:** Carlos Salas.

**2019:** Spent entire season with Dominican Summer League Phillies White (R)... Batted .302 (32-106) with a .912 OPS against RHP... Defensively, made 15 starts at catcher and 11 at 1st base... Participated in Florida Instructional League... **2018:** Missed the entire season (right knee surgery)... **2017:** Began professional career with DSL Phillies White... Ranked T-10th in the DSL in triples... Slugged first pro HR, 6/28 at DSL Cubs-2... Collected a season-high 5 hits and 5 RBI, 7/5 at DSL Rojos... Hit .411 (31-90) in his first 26 games... Batted .333 (15-45) with RISP... Hit .444 (16-36) against LHP... Caught 21 of 48 attempted base stealers (43.8%).

YEAR	CLUB	AVG	G	AB	R	H	2B	3B	HR	RBI	SH	SF	HP	BB	SO	SB	CS	OBP	SLG	OPS	E	
2017	DSL Phillies-W	.379	39	140	19	53	4	7	3	26	0	2	1	8	19	3	3	.411	.571	.982	2	
2018	Injured - Did not play																					
2019	DSL Phillies-W	.276	37	123	23	34	8	2	4	26	0	3	3	29	19	2	1	.418	.472	.889	4	
<b>Minors Totals</b>		<b>.331</b>	<b>76</b>	<b>263</b>	<b>42</b>	<b>87</b>	<b>12</b>	<b>9</b>	<b>7</b>	<b>52</b>	<b>0</b>	<b>5</b>	<b>4</b>	<b>37</b>	<b>38</b>	<b>5</b>	<b>4</b>	<b>.414</b>	<b>.525</b>	<b>.939</b>	<b>6</b>	

**MENDOZA, RAÚL...** RHP... B-T: R-R... HT: 5-11; WT: 168... BORN: December 9, 2000, Bonao, DR... RESIDES: Bonao... **HOW OBTAINED:** Signed by Phillies as an amateur free agent, 5/11/19... **SIGNED BY:** Carlos Salas and Andres Hiraldo.

**2019:** Was on restricted list, 5/29-7/22... Made his professional debut with Dominican Summer League Phillies White (R).

YEAR	CLUB	W-L	ERA	G	GS	CG	SHO	SV	IP	H	R	ER	HR	HB	BB	SO	WP	BK	AVG
2019	DSL Phillies-W	0-1	4.66	5	1	0	0	1	9.2	7	6	5	0	0	7	10	5	0	.206

**MERCADO, JOSÉ JAVIER...** INF... B-T: R-R... HT: 6-1; WT: 170... BORN: January 4, 2000, Arecibo, PR... RESIDES: Arecibo... **HOW OBTAINED:** Selected by Phillies in 13th round of June 2018 draft... **SIGNED BY:** Luis Raffan... **EDUCATION:** 2018 graduate of Carlos Beltrán Baseball Academy (PR).

**2019:** Spent his 2nd straight season with Gulf Coast League Phillies East (R)... Defensively, made starts at 2nd base, 3rd base and SS... **2018:** Began professional career with GCL Phillies East... Participated in Florida Instructional League.

YEAR	CLUB	AVG	G	AB	R	H	2B	3B	HR	RBI	SH	SF	HP	BB	SO	SB	CS	OBP	SLG	OPS	E
2018	GCL Phillies-E	.165	26	85	8	14	2	0	2	5	0	0	1	3	26	1	1	.202	.259	.461	17
2019	GCL Phillies-E	.168	30	101	10	17	3	1	0	8	1	0	2	3	23	3	2	.208	.218	.425	8
<b>Minors Totals</b>		<b>.167</b>	<b>56</b>	<b>186</b>	<b>18</b>	<b>31</b>	<b>5</b>	<b>1</b>	<b>2</b>	<b>13</b>	<b>1</b>	<b>0</b>	<b>3</b>	<b>6</b>	<b>49</b>	<b>4</b>	<b>3</b>	<b>.205</b>	<b>.237</b>	<b>.442</b>	<b>25</b>

**MERCALINA, RAIBIENTLY RIMARNIX NERCISIO...** SS... B-T: R-R... HT: 6-1; WT: 165... BORN: February 16, 2001, Willemstad, Curaçao... RESIDES: Oranjestad, Aruba... **HOW OBTAINED:** Signed by Phillies an amateur free agent, 7/2/19... **SIGNED BY:** Carlos Salas and Dargello Lodowica.

**MEZQUITA, JHORDANY JOSÉ...** LHP... B-T: L-L... HT: 6-1; WT: 185... BORN: January 30, 1998, Santiago, DR... RESIDES: Santiago de los Caballeros, DR... **HOW OBTAINED:** Selected by Phillies in 8th round of June 2017 draft... **SIGNED BY:** Paul Murphy.

**2019:** Spent entire year with Lakewood (A)... Went 2-0 with a 3.29 ERA (14 ER, 38.1 IP) in 13 relief appearances... In 14 games (7 starts) after the All-Star break, posted a 3.00 ERA (17 ER, 51.0 IP) and held opponents to a .224 AVG... **2018:** Spent entire season with Williamsport (A)... Averaged 10.54 SO/9.0 IP... Limited RHH to a .184 AVG (16-87)... Participated in Florida Instructional League... **2017:** Began professional career with Gulf Coast League Phillies (R)... Earned first pro win, 8/9 at GCL Tigers East... Held LHH to a .143 AVG (2-14) and RHH to a .162 AVG (18-111)... Opponents batted .143 (4-28) with RISP against him... Finished season riding a 17.0-inning scoreless streak, which began on 8/9... Participated in FL.

YEAR	CLUB	W-L	ERA	G	GS	CG	SHO	SV	IP	H	R	ER	HR	HB	BB	SO	WP	BK	AVG
2017	GCL Phillies	3-0	0.72	9	9	0	0	0	37.2	20	6	3	0	1	12	35	2	4	.160
2018	Williamsport	1-0	3.60	9	9	0	0	0	35.0	28	14	14	1	4	17	41	2	1	.219
2019	Lakewood	4-7	3.97	27	14	0	0	0	95.1	87	54	42	9	4	59	92	7	1	.244
<b>Minors Totals</b>		<b>8-7</b>	<b>3.16</b>	<b>45</b>	<b>32</b>	<b>0</b>	<b>0</b>	<b>0</b>	<b>168.0</b>	<b>135</b>	<b>74</b>	<b>59</b>	<b>10</b>	<b>9</b>	<b>88</b>	<b>168</b>	<b>11</b>	<b>6</b>	<b>.221</b>

**MICHELES, CHRISTOPHER ROBERT (Chris)...** LHP... B-T: L-L... HT: 6-1; WT: 180... BORN: June 5, 1997, Tacoma, WA... RESIDES: Puyallup, WA... **HOW OBTAINED:** Selected by Phillies in 14th round of June 2019 draft... **SIGNED BY:** Zach Friedman... **EDUCATION:** Attended University of Washington.

**2019:** Pitched for Gulf Coast League Phillies East (R) and Williamsport (A)... Averaged 12.21 SO/9.0 IP (33 SO, 24.1 IP)... Did not allow a HR to 118 batters faced... Participated in Florida Instructional League.

YEAR	CLUB	W-L	ERA	G	GS	CG	SHO	SV	IP	H	R	ER	HR	HB	BB	SO	WP	BK	AVG
2019	GCL Phillies-E	1-0	2.35	5	0	0	0	0	7.2	6	5	2	0	0	2	9	1	0	.200
	Williamsport	0-3	5.40	7	4	0	0	1	16.2	23	16	10	0	4	8	24	0	1	.319
<b>Minors Totals</b>		<b>1-3</b>	<b>4.44</b>	<b>12</b>	<b>4</b>	<b>0</b>	<b>0</b>	<b>1</b>	<b>24.1</b>	<b>29</b>	<b>21</b>	<b>12</b>	<b>0</b>	<b>4</b>	<b>10</b>	<b>33</b>	<b>1</b>	<b>1</b>	<b>.284</b>

**MIJARES, DOUGLAS ALEXANDER...** RHP... B-T: R-R... HT: 6-3; WT: 165... BORN: April 27, 2000, Ocumare del Tuy, VZ... RESIDES: Cúa, VZ... **HOW OBTAINED:** Signed by Phillies as an amateur free agent, 4/26/19... **SIGNED BY:** Rafael Álvarez and William Mota.

**2019:** Was on restricted list, 5/28-7/8... Made professional debut with Dominican Summer League Phillies Red (R).

YEAR	CLUB	W-L	ERA	G	GS	CG	SHO	SV	IP	H	R	ER	HR	HB	BB	SO	WP	BK	AVG
2019	DSL Phillies-R	0-0	9.00	3	0	0	0	0	3.0	2	3	3	0	1	3	3	0	1	.182

**MILAM, HUNTER ANTHONY**... LHP... B-T: L-L... HT: 6-2; WT: 200... BORN: May 26, 2000, Mobile, AL... RESIDES: Seale, AL... HOW OBTAINED: Selected by Phillies in 17th round of June 2019 draft... SIGNED BY: Mike Stauffer... EDUCATION: Attended Gulf Coast CC (FL)... MISC: Originally selected by LAA in 22nd round of June 2018 draft, but did not sign.

2019: Pitched for Gulf Coast League Phillies East (R) in his 1st professional season... Held LHH to a .130 AVG (3-23) and .564 OPS... Participated in Florida Instructional League.

YEAR	CLUB	W-L	ERA	G	GS	CG	SHO	SV	IP	H	R	ER	HR	HB	BB	SO	WP	BK	AVG
2019	GCL Phillies-E	2-3	4.30	9	4	0	0	0	23.0	14	11	11	2	1	14	30	3	0	.167

**MILLER, ERIK CHRISTOPHER**... LHP... B-T: L-L... HT: 6-5; WT: 230... BORN: February 13, 1998, St. Louis, MO... RESIDES: Wildwood, MO... HOW OBTAINED: Selected by Phillies in 4th round of June 2019 draft... SIGNED BY: Joey Davis... EDUCATION: Attended Stanford University (CA).

2019: Began professional career with Gulf Coast League Phillies West (R)... Also pitched for Williamsport (A) and Lakewood (A)... Averaged 13.00 SO/9.0 IP... Did not surrender a HR to 154 batters faced... Held LHH to a .167 AVG (8-48) and .454 OPS... Participated in Florida Instructional League.

YEAR	CLUB	W-L	ERA	G	GS	CG	SHO	SV	IP	H	R	ER	HR	HB	BB	SO	WP	BK	AVG
2019	GCL Phillies-W	0-0	3.00	2	1	0	0	0	3.0	2	1	1	0	0	2	6	1	0	.182
	Williamsport	0-0	0.90	6	4	0	0	0	20.0	13	5	2	0	4	7	29	1	0	.176
	Lakewood	1-0	2.08	3	2	0	0	0	13.0	10	3	3	0	1	6	17	1	0	.208
<b>Minors Totals</b>		<b>1-0</b>	<b>1.50</b>	<b>11</b>	<b>7</b>	<b>0</b>	<b>0</b>	<b>0</b>	<b>36.0</b>	<b>25</b>	<b>9</b>	<b>6</b>	<b>0</b>	<b>5</b>	<b>15</b>	<b>52</b>	<b>3</b>	<b>0</b>	<b>.188</b>

**MILLER, LUKE DOUGLAS**... INF/OF... B-T: R-R... HT: 6-3; WT: 200... BORN: July 17, 1996, Muncie, IN... RESIDES: Muncie... HOW OBTAINED: Selected by Phillies in 22nd round of June 2018 draft... SIGNED BY: Justin Morgenstern... EDUCATION: Attended Indiana University... MISC: Originally selected by MIN in 31st round of June 2017 draft, but did not sign.

2019: Started year with Lakewood (A)... Promoted to Clearwater (A) on 6/21 for the remainder of the season... At Clearwater, batted .357 (10-28) with a .941 OPS against LHP... Defensively, made starts at 1st base, 3rd base, LF and RF... 2018: Began professional career with Gulf Coast League Phillies East (R)... Batted .300 (12-40) with RISP... Defensively, played 1st base, 2nd base, 3rd base, LF, CF and RF... Participated in Florida Instructional League.

YEAR	CLUB	AVG	G	AB	R	H	2B	3B	HR	RBI	SH	SF	HP	BB	SO	SB	CS	OBP	SLG	OPS	E
2018	GCL Phillies-E	.284	32	109	17	31	5	0	2	21	0	0	0	17	18	1	0	.381	.385	.766	8
2019	Lakewood	.260	21	73	13	19	2	0	3	12	0	0	1	12	20	1	2	.372	.411	.783	2
	Clearwater	.256	49	164	15	42	8	1	7	20	0	2	1	12	55	0	0	.307	.445	.752	4
<b>Minors Totals</b>		<b>.266</b>	<b>102</b>	<b>346</b>	<b>45</b>	<b>92</b>	<b>15</b>	<b>1</b>	<b>12</b>	<b>53</b>	<b>0</b>	<b>2</b>	<b>2</b>	<b>41</b>	<b>93</b>	<b>2</b>	<b>2</b>	<b>.345</b>	<b>.419</b>	<b>.764</b>	<b>14</b>

**MIRANDA, JUAN ANTONIO**... LHP... B-T: L-L... HT: 5-11; WT: 165... BORN: February 27, 1999, Santo Domingo Este, DR... RESIDES: Boca Chica, DR... HOW OBTAINED: Signed by Phillies as an amateur free agent, 11/1/17... SIGNED BY: Carlos Salas.

2019: Has not allowed a HR to the 274 batters he has faced to begin his professional career... Spent entire season with Gulf Coast League Phillies West (R)... Finished year riding a 12.2-inning scoreless streak, which began on 8/7... 2018: Selected as a Dominican Summer League All-Star... Ranked T-6th in the DSL in saves... Began pro career with DSL Phillies White (R)... Did not surrender a HR in 45.2 IP (166 total batters faced)... Did not allow a run in 10 games (16.1 IP) as a reliever... Held LHH to a .103 AVG (3-29) and RHH to a .172 AVG (22-128)... Participated in Florida Instructional League.

YEAR	CLUB	W-L	ERA	G	GS	CG	SHO	SV	IP	H	R	ER	HR	HB	BB	SO	WP	BK	AVG
2018	DSL Phillies-W	0-2	0.99	15	5	0	0	7	45.2	25	6	5	0	1	8	48	3	1	.159
2019	GCL Phillies-W	3-1	3.67	15	0	0	0	1	27.0	21	12	11	0	2	10	28	3	1	.221
<b>Minors Totals</b>		<b>3-3</b>	<b>1.98</b>	<b>30</b>	<b>5</b>	<b>0</b>	<b>0</b>	<b>8</b>	<b>72.2</b>	<b>46</b>	<b>18</b>	<b>16</b>	<b>0</b>	<b>3</b>	<b>18</b>	<b>76</b>	<b>6</b>	<b>2</b>	<b>.183</b>

**MORA, RAYMOND ALEXANDER**... OF/1B... B-T: R-R... HT: 6-0; WT: 155... BORN: July 29, 2000, Barquisimeto, VZ... RESIDES: Maturin, VZ... HOW OBTAINED: Signed by Phillies as an amateur free agent, 8/1/16... SIGNED BY: Jesús Méndez.

2019: Led all Phillies short-season minor leaguers in walks... Ranked T-2nd in the Dominican Summer League in walks and 7th in OBP... Was his 3rd consecutive year with DSL Phillies White (R)... 2018: Spent entire season with DSL Phillies White... 2017: Began professional career with DSL Phillies White... Was T-8th in the DSL in games... Hit .333 (19-57) against LHP.

YEAR	CLUB	AVG	G	AB	R	H	2B	3B	HR	RBI	SH	SF	HP	BB	SO	SB	CS	OBP	SLG	OPS	E
2017	DSL Phillies-W	.242	67	211	27	51	4	1	0	20	5	4	4	20	52	5	5	.314	.270	.584	4
2018	DSL Phillies-W	.191	53	173	18	33	6	1	0	12	4	2	6	15	39	4	7	.276	.237	.513	2
2019	DSL Phillies-W	.289	63	194	38	56	12	3	0	22	5	2	7	53	39	12	8	.453	.381	.835	4
<b>Minors Totals</b>		<b>.242</b>	<b>183</b>	<b>578</b>	<b>83</b>	<b>140</b>	<b>22</b>	<b>5</b>	<b>0</b>	<b>54</b>	<b>14</b>	<b>8</b>	<b>17</b>	<b>88</b>	<b>130</b>	<b>21</b>	<b>20</b>	<b>.355</b>	<b>.298</b>	<b>.652</b>	<b>10</b>

SCOUTING & PLAYER DEV.

**MORALES, FRANCISCO JAVIER...** RHP... B-T: R-R... HT: 6-4; WT: 185... BORN: October 27, 1999, San Juan de los Morros, VZ... RESIDES: San Juan de los Morros... HOW OBTAINED: Signed by Phillies as an amateur free agent, 7/2/16... SIGNED BY: Jesús Méndez.

**2019:** Named Phillies Minor League Pitcher of the Month for August... Spent entire season with Lakewood (A), leading the club in SO... Ranked T-7th in the South Atlantic League in SO... Averaged 12.01 SO/9.0 IP... Limited LHH to a .196 AVG (30-153) and .564 OPS... Held opponents to a .216 AVG (21-97) with RISP... Had a season-high 10 SO on 5/22 at Delmarva (4.0 IP)... Selected as Phillies Minor League Pitcher of the Week, 7/1-7... Participated in Florida Instructional League... Following the season, named the 4th-best prospect and rated as having the best slider in the Phillies minor league system by *Baseball America*... **2018:** Led all Phillies short-season minor league pitchers in SO... Ranked 3rd in the New York-Penn League in SO and T-7th in games started... Named Phillies Minor League Pitcher of the Week, 8/20-26... Spent entire season with Williamsport (A)... Averaged 10.86 SO/9.0 IP... Participated in FIL... Following the season, named the No. 10 prospect in the Phillies minor league system by *Baseball America*... **2017:** Began professional career with Gulf Coast League Phillies (R)... Was 9th in the GCL in SO... Earned first pro win, 7/6 vs GCL Pirates... Held RHH to a .194 AVG (19-98)... Held opponents to a .196 AVG (9-46) with RISP... Went 2-0 with a 1.66 ERA (4 ER, 21.2 IP) and 25 SO in his final 5 starts of season... Participated in FIL... **2016:** Participated in FIL.

YEAR	CLUB	W-L	ERA	G	GS	CG	SHO	SV	IP	H	R	ER	HR	HB	BB	SO	WP	BK	AVG
2017	GCL Phillies	3-2	3.05	10	9	0	0	0	41.1	34	18	14	1	8	20	44	6	*5	.225
2018	Williamsport	4-5	5.27	13	13	0	0	0	56.1	54	37	33	6	3	33	68	*15	1	.244
2019	Lakewood	1-8	3.82	27	15	0	0	1	96.2	82	47	41	8	6	46	129	12	0	.226
<b>Minors Totals</b>		<b>8-15</b>	<b>4.08</b>	<b>50</b>	<b>37</b>	<b>0</b>	<b>0</b>	<b>1</b>	<b>194.1</b>	<b>170</b>	<b>102</b>	<b>88</b>	<b>15</b>	<b>17</b>	<b>99</b>	<b>241</b>	<b>33</b>	<b>6</b>	<b>.231</b>

\* League leader

**MUZZIOTTI, SIMÓN JOSÉ...** OF... B-T: L-L... HT: 6-1; WT: 175... BORN: December 27, 1998, Cumaná, VZ... RESIDES: Maturín, VZ... HOW OBTAINED: Signed by Phillies as a minor league free agent, 7/5/16; originally signed by BOS as an amateur free agent, 7/2/15 (later voided)... SIGNED BY: Claudio Scerrato.

**2019:** Selected as a Florida State League midseason and postseason All-Star... Started in CF and batted leadoff for the North squad in the FSL All-Star Game... Ranked 5th in the FSL in AVG and hits... Spent entire season with Clearwater (A)... Slashed .314/.365/.407 against RHP... Hit .312 (44-141) with runners on base... Defensively, made starts in LF (6), CF (80) and RF (16)... Was on the IL from 5/23-6/2 (concussion)... Following the season, was rated as the best defensive outfielder in the Phillies minor league system by *Baseball America*... **2018:** Began season with Lakewood (A)... Was on the IL from 4/18-6/26 (left index finger fracture); included a rehab stint at Gulf Coast League Phillies East (R)... Led Lakewood with 18 SB... Had 7 outfield assists in 67 games (defensively) for Lakewood... Hit .330 (31-94) against LHP at Lakewood... Participated in Florida Instructional League... **2017:** Began season with Clearwater... Transferred to GCL Phillies on 6/26 for remainder of season... Led the GCL in triples... Hit .333 (16-48) in first 11 games with GCL Phillies... Hit .291 (32-110) against RHP... **2016:** Began professional career with Dominican Summer League Red Sox-1 (R)... Reached base safely in 14 of his 17 games... Signed by Phillies on 7/5 after his contract with BOS organization was voided (international signing ban) and assigned to DSL Phillies-1... Was 10-for-26 (.385) against LHP... Participated in FIL.

YEAR	CLUB	AVG	G	AB	R	H	2B	3B	HR	RBI	SH	SF	HP	BB	SO	SB	CS	OBP	SLG	OPS	E
2016	DSL Red Sox-1	.317	17	60	9	19	2	1	0	10	0	1	0	4	6	1	1	.354	.383	.737	0
	DSL Phillies-1	.231	37	143	12	33	4	1	0	12	2	0	0	11	10	7	3	.286	.273	.559	1
2017	Clearwater	.286	2	7	2	2	0	0	0	0	0	0	0	2	1	0	0	.286	.286	.572	0
	GCL Phillies	.269	33	134	20	36	4	*6	0	14	0	0	0	7	8	8	3	.305	.388	.693	1
2018	Lakewood	.263	68	278	33	73	12	2	1	20	5	1	14	40	18	4	299	.331	.630	1	
	GCL Phillies-E	.091	6	22	2	2	0	0	0	2	0	0	2	1	1	0	0	.167	.091	.258	0
2019	Clearwater	.287	110	425	52	122	21	3	3	28	5	2	1	32	60	21	12	.337	.372	.709	2
<b>Minors Totals</b>		<b>.268</b>	<b>273</b>	<b>1069</b>	<b>130</b>	<b>287</b>	<b>43</b>	<b>13</b>	<b>4</b>	<b>86</b>	<b>12</b>	<b>4</b>	<b>2</b>	<b>70</b>	<b>127</b>	<b>57</b>	<b>23</b>	<b>.314</b>	<b>.344</b>	<b>.658</b>	<b>5</b>

\* League leader

**NARANJO, YOSMEL ISAAC...** LHP... B-T: L-L... HT: 6-4; WT: 205... BORN: March 8, 2000, Maracay, VZ... RESIDES: Maracay... HOW OBTAINED: Signed by Phillies as an amateur free agent, 12/13/17... SIGNED BY: William Mota.

**2019:** Spent 2nd straight year with Dominican Summer League Phillies Red (R)... Posted a 0.96 WHIP... Held LHH to a .184 AVG (7-38) and .442 OPS... **2018:** Began professional career with DSL Phillies Red... Held LHH to a .216 AVG (8-37).

YEAR	CLUB	W-L	ERA	G	GS	CG	SHO	SV	IP	H	R	ER	HR	HB	BB	SO	WP	BK	AVG
2018	DSL Phillies-R	2-4	4.50	22	0	0	0	1	36.0	31	24	18	2	3	15	37	12	0	.235
2019	DSL Phillies-R	3-1	1.77	22	0	0	0	3	45.2	33	12	9	2	1	11	47	6	1	.204
<b>Minors Totals</b>		<b>5-5</b>	<b>2.98</b>	<b>44</b>	<b>0</b>	<b>0</b>	<b>0</b>	<b>4</b>	<b>81.2</b>	<b>64</b>	<b>36</b>	<b>27</b>	<b>4</b>	<b>4</b>	<b>26</b>	<b>84</b>	<b>18</b>	<b>1</b>	<b>.218</b>

**NAVA, ANDRICK SAMUEL...** C... B-T: S-R... HT: 5-11; WT: 175... BORN: October 6, 2001, Cabimas, VZ... RESIDES: Cabimas... HOW OBTAINED: Signed by Phillies as an amateur free agent, 7/2/18... SIGNED BY: Rafael Álvarez and Rómulo Oliveros.

**2019:** Led all Phillies short-season minor leaguers in AVG (min. 150 AB)... Ranked 6th in the Gulf Coast League in AVG & hits and was T-10th in games... Began professional career with GCL Phillies West (R)... Recorded a 15-game hitting streak (7/13-8/2), which was the longest such streak in the GCL... Participated in Florida Instructional League... Following the season, named the 6th-best prospect from the GCL by *Baseball America*.

YEAR	CLUB	AVG	G	AB	R	H	2B	3B	HR	RBI	SH	SF	HP	BB	SO	SB	CS	OBP	SLG	OPS	E
2019	GCL Phillies-W	.314	44	156	25	49	6	0	1	20	0	1	1	8	20	1	1	.349	.372	.721	3



**O'HOPPE, LOGAN**... C... B-T: R-R... HT: 6-2; WT: 185... BORN: February 9, 2000, West Islip, NY... RESIDES: Sayville, NY... **HOW OBTAINED:** Selected by Phillies in 23rd round of June 2018 draft... **SIGNED BY:** Alex Agostino... **EDUCATION:** 2018 graduate of St. John the Baptist HS (NY).

**2019:** Named a New York-Penn League All-Star... Selected as Phillies Minor League Hitter of the Month for July... Was Phillies Minor League Player of the Week, 7/15-21... Named NYPL Player of the Week, 7/22-28... Spent entire season with Williamsport (A)... In 34 games (all starts) at catcher, caught 13 runners in 42 SB attempts (31.0%)... Participated in Florida Instructional League... Following the season, played for Adelaide in the Australian Baseball League... **2018:** Began professional career with Gulf Coast League Phillies West (R)... Had an 11-game hitting streak (.487 AVG) from 7/5-28... Caught 9 of 27 (33.3%) runners attempting to steal... Collected a season-high 4 hits on 7/14 vs GCL Tigers East... Participated in FIL.

YEAR	CLUB	AVG	G	AB	R	H	2B	3B	HR	RBI	SH	SF	HP	BB	SO	SB	CS	OBP	SLG	OPS	E
2018	GCL Phillies-W	.367	34	109	19	40	10	1	2	21	0	4	1	10	28	2	1	.411	.532	.943	2
2019	Williamsport	.216	45	162	20	35	12	2	5	26	0	3	0	12	49	3	0	.266	.407	.673	6
<b>Minors Totals</b>		<b>.277</b>	<b>79</b>	<b>271</b>	<b>39</b>	<b>75</b>	<b>22</b>	<b>3</b>	<b>7</b>	<b>47</b>	<b>0</b>	<b>7</b>	<b>1</b>	<b>22</b>	<b>77</b>	<b>5</b>	<b>1</b>	<b>.326</b>	<b>.458</b>	<b>.783</b>	<b>8</b>

**ORTEGA, FERNANDO JOSÉ**... RHP... B-T: R-R... HT: 6-3; WT: 160... BORN: October 10, 2001, Santiago de los Caballeros, DR... RESIDES: Santiago de los Caballeros... **HOW OBTAINED:** Signed by Phillies as an amateur free agent, 7/6/18... **SIGNED BY:** Carlos Salas and Andrés Hiraldo.

**2019:** Began professional career with Dominican Summer League Phillies White (R)... Was T-1st among DSL pitchers and Phillies short-season minor league pitchers in starts... Did not surrender a HR to the 226 batters he faced.

YEAR	CLUB	W-L	ERA	G	GS	CG	SHO	SV	IP	H	R	ER	HR	HB	BB	SO	WP	BK	AVG
2019	DSL Phillies-W	1-3	3.68	15	#15	0	0	0	51.1	40	26	21	0	5	37	37	10	0	.222

# Tied for league lead

**ORTEGA, JUNIOR OMAR**... OF... B-T: R-R... HT: 5-11; WT: 175... BORN: September 30, 1999, Santo Domingo Centro, DR... RESIDES: Santo Domingo... **HOW OBTAINED:** Signed by Phillies as an amateur free agent, 9/13/17... **SIGNED BY:** Carlos Salas.

**2019:** Spent 1st professional season with Dominican Summer League Phillies Red (R)... Ranked T-9th in the DSL in triples and 10th in XBH... Started at each OF position... **2018:** Did not play.

YEAR	CLUB	AVG	G	AB	R	H	2B	3B	HR	RBI	SH	SF	HP	BB	SO	SB	CS	OBP	SLG	OPS	E
2018	Did not play																				
2019	DSL Phillies-R	.254	57	209	40	53	14	7	5	35	0	4	6	17	43	15	4	.322	.459	.781	2
<b>Minors Totals</b>		<b>.254</b>	<b>57</b>	<b>209</b>	<b>40</b>	<b>53</b>	<b>14</b>	<b>7</b>	<b>5</b>	<b>35</b>	<b>0</b>	<b>4</b>	<b>6</b>	<b>17</b>	<b>43</b>	<b>15</b>	<b>4</b>	<b>.322</b>	<b>.459</b>	<b>.781</b>	<b>2</b>

**ORTIZ, JHAILYN DAVID**... OF... B-T: R-R... HT: 6-3; WT: 215... BORN: November 18, 1998, Jarabacoa, DR... RESIDES: Constanza, DR... **HOW OBTAINED:** Signed by Phillies as an amateur free agent, 7/9/15... **SIGNED BY:** Sal Agostinelli.

**2019:** Ranked 2nd in the Florida State League in HR and 4th in RBI... His 14 OF assists ranked T-2nd in the FSL... Named Florida State League Player of the Week and Phillies Minor League Player of the Week, 6/17-23... Spent entire season with Clearwater (A)... Defensively, made starts in LF (8), CF (13) and RF (68)... Following the season, was rated as having the best outfield arm and as being the best power hitter in the Phillies minor league system by *Baseball America*... **2018:** Spent entire season with Lakewood (A)... Named Phillies Minor League Player of the Week and South Atlantic League Player of the Week, 6/4-10... Was on the IL from 4/24-5/20 (left shoulder strain)... Homered in Game 1 of the SAL Championship Series on 9/10 at Lexington... Participated in Florida Instructional League... **2017:** Spent entire season with Williamsport (A)... Selected as a New York-Penn League All-Star... Was 1st in the NYPL in SLG (did not originally qualify but officially won SLG title with adjusted mark of .503), 3rd in XBH (24), T-3rd in HR, T-5th in doubles and T-10th in RBI... Twice named Phillies Minor League Player of the Week: 7/3-9 & 7/24-30... Selected as Phillies Minor League Hitter of the Month for July... Hit .342 (27-79) with 8 2B, 3B, 5 HR, 19 RBI, 12 R and a 1.094 OPS in 23 games during July... Homered in consecutive games, 7/28-29... Batted .396 (19-48) against LHP... Following the season, was named the 7th-best prospect in the Phillies minor league system by *Baseball America*... Participated in FIL... **2016:** Began professional career with Gulf Coast League Phillies (R)... Ranked 3rd in the GCL in home runs... Homered 4 times and drove in 13 runs in his first 11 pro games... Was 14-40 (.350 AVG) with 7 XBH against LHP... Participated in FIL... **2015:** Participated in FIL... Ranked as the top international prospect for 2015 by MLB.com.

YEAR	CLUB	AVG	G	AB	R	H	2B	3B	HR	RBI	SH	SF	HP	BB	SO	SB	CS	OBP	SLG	OPS	E
2016	GCL Phillies	.231	47	173	29	40	9	1	8	27	0	0	7	17	53	8	2	.325	.434	.759	3
2017	Williamsport	.302	47	159	27	48	15	1	8	30	0	1	9	18	47	5	1	.401	*.560	.961	3
2018	Lakewood	.225	110	405	51	91	18	2	13	47	0	5	9	35	148	2	2	.297	.375	.673	11
2019	Clearwater	.200	115	430	57	86	15	3	19	65	0	4	8	36	149	2	3	.272	.381	.653	0
<b>Minors Totals</b>		<b>.227</b>	<b>319</b>	<b>1167</b>	<b>164</b>	<b>265</b>	<b>57</b>	<b>7</b>	<b>48</b>	<b>169</b>	<b>0</b>	<b>10</b>	<b>33</b>	<b>106</b>	<b>397</b>	<b>17</b>	<b>8</b>	<b>.307</b>	<b>.411</b>	<b>.718</b>	<b>17</b>

\* League leader

**PACHECO, LUIS CARLOS**... RHP... B-T: R-R... HT: 6-2; WT: 185... BORN: April 22, 1999, Palo Negro, VZ... RESIDES: Santa Rita, VZ... HOW OBTAINED: Signed by Phillies as an amateur free agent, 10/3/16... SIGNED BY: Jesús Méndez.

2019: Spent entire season with Gulf Coast League Phillies West (R)... Posted a 3.45 ERA (6 ER, 15.2 IP) in 5 relief appearances and 5.40 ERA (10 ER, 16.2 IP) in 6 starts... 2018: Spent entire season with Dominican Summer League Phillies White (R)... Posted a 0.82 ERA (1 ER, 11.0 IP) in 5 relief appearances... Held opponents to a .186 AVG (13-70) with RISP... Limited LHH to a .197 AVG (14-71) and RHH to a .188 AVG (30-160)... Participated in Florida Instructional League... 2017: Began professional career with DSL Phillies White.

YEAR	CLUB	W-L	ERA	G	GS	CG	SHO	SV	IP	H	R	ER	HR	HB	BB	SO	WP	BK	AVG
2017	DSL Phillies-W	0-0	2.57	2	2	0	0	0	7.0	3	2	2	0	2	1	7	1	0	.125
2018	DSL Phillies-W	5-3	2.00	16	11	0	0	0	63.0	44	25	14	1	10	33	61	9	0	.190
2019	GCL Phillies-W	2-1	4.45	11	6	0	0	0	32.1	37	19	16	1	3	16	33	8	1	.282
<b>Minors Totals</b>		<b>7-4</b>	<b>2.81</b>	<b>29</b>	<b>19</b>	<b>0</b>	<b>0</b>	<b>0</b>	<b>102.1</b>	<b>84</b>	<b>46</b>	<b>32</b>	<b>2</b>	<b>15</b>	<b>50</b>	<b>101</b>	<b>18</b>	<b>1</b>	<b>.218</b>

**PALACIO, JOSÉ ANTONIO**... LHP... B-T: S-L... HT: 6-0; WT: 165... BORN: February 7, 2000, Guanare, VZ... RESIDES: Araure, VZ... HOW OBTAINED: Signed by Phillies as an amateur free agent, 10/13/16... SIGNED BY: Jesús Méndez.

2019: Spent second season with Dominican Summer League Phillies Red (R)... Held RHH to a .189 AVG (14-74)... 2018: Began professional career with DSL Phillies Red... Posted a 1.62 ERA (3 ER, 16.2 IP) in 6 relief appearances... Held LHH to a .222 AVG (12-54) with 1 XBH.

YEAR	CLUB	W-L	ERA	G	GS	CG	SHO	SV	IP	H	R	ER	HR	HB	BB	SO	WP	BK	AVG
2018	DSL Phillies-R	3-2	3.27	15	9	0	0	0	55.0	59	27	20	2	1	22	40	10	0	.282
2019	DSL Phillies-R	2-2	4.15	14	1	0	0	0	26.0	23	14	12	1	2	13	20	11	0	.237
<b>Minors Totals</b>		<b>5-4</b>	<b>3.56</b>	<b>29</b>	<b>10</b>	<b>0</b>	<b>0</b>	<b>0</b>	<b>81.0</b>	<b>82</b>	<b>41</b>	<b>32</b>	<b>3</b>	<b>3</b>	<b>35</b>	<b>60</b>	<b>21</b>	<b>0</b>	<b>.268</b>

**PARKINSON, DAVID KENNEDY**... LHP... B-T: R-L... HT: 6-3; WT: 214... BORN: December 14, 1995, Henrico, VA... RESIDES: Henrico... HOW OBTAINED: Selected by Phillies in 12th round of June 2017 draft... SIGNED BY: Mike Stauffer... EDUCATION: Attended University of Mississippi.

2019: Spent season with Reading (AA)... Was T-6th in the Eastern League in wins and 7th in SO... Posted a 3.49 ERA (30 ER, 77.1 IP) in his first 14 starts... 2018: Combined to post a 1.45 ERA (20 ER, 124.1 IP), which was the lowest mark among all qualifying pitchers in Minor League Baseball... Became the second Phillies minor leaguer in the last 3 seasons to have the best ERA across the minors (also: RHP Sixto Sánchez, 0.50 ERA in 2016)... Won the Paul Owens Award for best pitcher in the Phillies minor league system... Selected as Phillies Minor League Pitching Prospect of the Year by MLB Pipeline... Chosen as a Phillies Organization All-Star by MiLB.com... Named Phillies Minor League Pitcher of the Month for June... Twice selected as Phillies Minor League Pitcher of the Week and South Atlantic League Pitcher of the Week: 5/21-27 & 6/11-17... Finished the season with the 2nd-most SO among all Phillies minor league pitchers and was T-2nd in wins... Began season with Lakewood (A)... Promoted to Clearwater (A) on 8/2 for remainder of season... In 22 combined games (21 starts), went 11-1 with 141 SO, posted a 1.01 WHIP (91 H & 35 BB) and held opponents to a .202 AVG... From 5/14-6/25, logged a 34.0-inning streak in which he did not allow an ER... Averaged 10.21 SO/9.0 IP... Had only 1 start all season in which he allowed more than 3 ER... Struck out a season-best 11 batters on 6/17 vs Hickory... Tossed first pro SHO (7.0 IP) on 7/22 at Hagerstown (gm 2)... 2017: Began professional career with Williamsport (A)... Earned first pro win, 8/13 vs Tri-City... Struck out a season-high 10 over 5.0 scoreless innings (H, 3 BB), 8/20 at Batavia... Named Phillies Minor League Pitcher of the Week, 8/14-20... Averaged 11.57 SO/9.0 IP... Posted a 1.98 ERA (3 ER, 13.2 IP) with 21 SO in 3 starts... Held RHH to a .181 AVG (13-72)... Participated in Florida Instructional League.

YEAR	CLUB	W-L	ERA	G	GS	CG	SHO	SV	IP	H	R	ER	HR	HB	BB	SO	WP	BK	AVG
2017	Williamsport	1-3	2.48	11	3	0	0	0	32.2	30	12	9	2	2	9	42	3	0	.242
	Clearwater	3-0	1.24	5	4	0	0	0	29.0	17	4	4	1	1	9	26	1	0	.175
2018	Lakewood	8-1	1.51	17	17	1	1	0	95.1	74	27	16	4	2	26	115	7	1	.210
2019	Reading	10-9	4.08	22	22	0	0	0	119.0	107	56	54	10	3	39	118	7	0	.247
<b>Minors Totals</b>		<b>22-13</b>	<b>2.71</b>	<b>55</b>	<b>46</b>	<b>1</b>	<b>1</b>	<b>0</b>	<b>276.0</b>	<b>228</b>	<b>99</b>	<b>83</b>	<b>17</b>	<b>8</b>	<b>83</b>	<b>301</b>	<b>18</b>	<b>1</b>	<b>.226</b>

**PEDIET, FAUSTO**... RHP... B-T: R-R... HT: 5-11; WT: 175... BORN: December 4, 2000, Piedra Blanca, DR... RESIDES: Monseñor Nouel, DR... HOW OBTAINED: Signed by Phillies as an amateur free agent, 2/23/19... SIGNED BY: Luis García and Carlos Salas.

2019: Spent first pro season with Dominican Summer League Phillies White (R).

YEAR	CLUB	W-L	ERA	G	GS	CG	SHO	SV	IP	H	R	ER	HR	HB	BB	SO	WP	BK	AVG
2019	DSL Phillies-W	5-2	6.06	19	0	0	0	2	49.0	47	35	33	1	6	19	27	7	1	.253

**PELLETIER, BENJAMIN (Ben)...** **OF...** **B-T:** R-R... **HT:** 6-2; **WT:** 200... **BORN:** August 22, 1998, Varennes, Quebec, Canada... **RESIDES:** Varennes... **HOW OBTAINED:** Selected by Phillies in 34th round of June 2015 draft... **SIGNED BY:** Alex Agostino... **EDUCATION:** Attended École Secondaire des Montagnes (Quebec).

**2019:** Spent season with Lakewood (A)... Made at least 15 starts at all three outfield positions and recorded 14 outfield assists... Participated in Florida Instructional League... **2018:** Ranked 2nd in the New York-Penn League in hits, RBI & total bases (123), 3rd in AB, T-3rd in doubles & HR, 4th in SLG, 5th in games and 6th in OPS... Twice named NYPL Player of the Week: 7/23-29 & 8/13-19... Selected as Phillies Minor League Player of the Week, 8/13-19... Among all Phillies short-season minor leaguers, ranked 1st in HR, RBI & total bases and was T-1st in doubles... Spent entire season with Williamsport (A)... Batted .303 (54-178) with an .889 OPS against RHP... Led all NYPL outfielders in games (69)... Had 8 outfield assists... Participated in FIL... **2017:** Spent entire season with Gulf Coast League Phillies (R)... Selected as a GCL All-Star... Ranked 3rd in the GCL in AVG, 6th in SLG, T-6th in doubles & total bases, 7th in hits and T-9th in OPS... Was T-1st in AVG among all qualifying Phillies short-season minor leaguers... Slugged first 3 HR of his pro career within a span of 4 games, 7/7-13... Had an 11-game hitting streak (.488 AVG, 20-41) from 7/29-8/9... Hit .388 (33-85) over 23 games in August... Batted .370 (20-54) with RISP... Hit .362 (50-138) against RHP... Participated in FIL... **2016:** Began pro career with GCL Phillies... Participated in FIL.

YEAR	CLUB	AVG	G	AB	R	H	2B	3B	HR	RBI	SH	SF	HP	BB	SO	SB	CS	OBP	SLG	OPS	E
2016	GCL Phillies	.217	27	83	14	18	2	1	0	5	0	0	1	5	25	1	0	.270	.265	.535	0
2017	GCL Phillies	.333	46	171	21	57	13	1	3	26	0	1	0	8	30	1	0	.361	.474	.835	1
2018	Williamsport	.277	69	256	29	71	17	4	9	45	1	5	8	16	63	1	1	.333	.480	.814	3
2019	Lakewood	.197	107	371	43	73	16	1	13	40	0	0	9	31	130	2	1	.275	.350	.625	7
<b>Minors Totals</b>		<b>.249</b>	<b>249</b>	<b>881</b>	<b>107</b>	<b>219</b>	<b>48</b>	<b>7</b>	<b>25</b>	<b>116</b>	<b>1</b>	<b>6</b>	<b>18</b>	<b>60</b>	<b>248</b>	<b>5</b>	<b>2</b>	<b>.308</b>	<b>.404</b>	<b>.712</b>	<b>11</b>

**PÉREZ, DAVIN...** **LHP...** **B-T:** L-L... **HT:** 6-1; **WT:** 170... **BORN:** October 19, 1998, La Vega, DR... **RESIDES:** La Vega... **HOW OBTAINED:** Signed by Phillies as an amateur free agent, 10/23/17... **SIGNED BY:** Carlos Salas.

**2019:** Missed entire season recovering from left elbow surgery... **2018:** Made professional debut with Dominican Summer League Phillies Red (R).

YEAR	CLUB	W-L	ERA	G	GS	CG	SHO	SV	IP	H	R	ER	HR	HB	BB	SO	WP	BK	AVG	
2018	DSL Phillies-R	1-3	8.00	7	4	0	0	0	18.0	26	22	16	1	0	12	14	4	0	.329	
2019	Injured – did not pitch																			
<b>Minors Totals</b>		<b>1-3</b>	<b>8.00</b>	<b>7</b>	<b>4</b>	<b>0</b>	<b>0</b>	<b>0</b>	<b>18.0</b>	<b>26</b>	<b>22</b>	<b>16</b>	<b>1</b>	<b>0</b>	<b>12</b>	<b>14</b>	<b>4</b>	<b>0</b>	<b>.329</b>	

**PÉREZ, JOSÉ GREGORIO...** **RHP...** **B-T:** R-R... **HT:** 6-3; **WT:** 170... **BORN:** August 16, 1998, San Juan de los Morros, VZ... **RESIDES:** San Juan de los Morros... **HOW OBTAINED:** Signed by Phillies as an amateur free agent, 10/3/16... **SIGNED BY:** Jesús Méndez.

**2019:** Missed entire season with a right shoulder tear... **2018:** Made 4 starts with Dominican Summer League Phillies Red (R)... **2017:** Began professional career with DSL Phillies White... Converted all 3 of his save opportunities and posted a 3.10 ERA (7 ER, 20.1 IP) in 13 relief appearances... Held LHH to a .118 AVG (4-34).

YEAR	CLUB	W-L	ERA	G	GS	CG	SHO	SV	IP	H	R	ER	HR	HB	BB	SO	WP	BK	AVG	
2017	DSL Phillies-W	0-0	4.24	14	1	0	0	3	23.1	16	11	11	1	2	17	19	5	0	.195	
2018	DSL Phillies-R	1-0	2.57	4	4	0	0	0	14.0	13	10	4	0	2	7	13	6	0	.228	
2019	Injured – Did not pitch																			
<b>Minors Totals</b>		<b>1-0</b>	<b>3.62</b>	<b>18</b>	<b>5</b>	<b>0</b>	<b>0</b>	<b>3</b>	<b>37.1</b>	<b>29</b>	<b>21</b>	<b>15</b>	<b>1</b>	<b>4</b>	<b>24</b>	<b>32</b>	<b>11</b>	<b>0</b>	<b>.209</b>	

**PERKINS, JOHN RYAN (Jack)...** **RHP...** **B-T:** R-R... **HT:** 6-4; **WT:** 200... **BORN:** August 6, 1997, Germantown, MD... **RESIDES:** Ocala, FL... **HOW OBTAINED:** Selected by Phillies in 11th round of June 2018 draft... **SIGNED BY:** Jeff Zona Jr... **EDUCATION:** Attended Stetson University (FL).

**2019:** Began season with Lakewood (A)... Posted a 1.93 ERA (5 ER, 23.1 IP) over his first 7 appearances (5 starts)... Was on the IL, 6/23-7/29, with right shoulder impingement syndrome... Made a rehab assignment with Gulf Coast League Phillies West (R)... Upon being reinstated from the IL, was promoted to Clearwater (A) for remainder of the season... **2018:** Made professional debut with GCL Phillies West... Promoted to Williamsport on 6/28... Tossed 2.0 or more innings in all 7 of his relief appearances.

YEAR	CLUB	W-L	ERA	G	GS	CG	SHO	SV	IP	H	R	ER	HR	HB	BB	SO	WP	BK	AVG
2018	GCL Phillies-W	0-0	0.00	1	0	0	0	0	2.0	1	0	0	0	0	1	2	0	0	.167
	Williamsport	1-1	4.50	8	2	0	0	0	18.0	17	9	9	1	2	4	18	1	0	.262
2019	Lakewood	0-1	2.53	3	2	0	0	0	10.2	12	4	3	0	1	7	16	1	0	.293
	GCL Phillies-W	0-0	2.08	3	3	0	0	0	8.2	7	2	2	0	1	3	14	0	0	.226
	Clearwater	0-4	5.85	5	4	0	0	0	20.0	22	13	13	2	1	4	15	2	0	.282
<b>Minors Totals</b>		<b>1-6</b>	<b>4.10</b>	<b>20</b>	<b>11</b>	<b>0</b>	<b>0</b>	<b>0</b>	<b>59.1</b>	<b>59</b>	<b>28</b>	<b>27</b>	<b>3</b>	<b>5</b>	<b>19</b>	<b>65</b>	<b>4</b>	<b>0</b>	<b>.267</b>

**PERTUZ, JACKIE ROBINSON**... C... **B-T:** L-R... **HT:** 6-0; **WT:** 188... **BORN:** November 1, 2002, Barranquilla, Colombia... **RESIDES:** Barranquilla... **HOW OBTAINED:** Signed by Phillies as an amateur free agent, 7/2/19... **SIGNED BY:** Álvaro Blanco and Carlos Salas.

**PETIT, JONATHAN**... **RHP**... **B-T:** R-R... **HT:** 6-2; **WT:** 174... **BORN:** April 19, 2001, Valencia, VZ... **RESIDES:** Naguanaga, VZ... **HOW OBTAINED:** Signed by Phillies as an amateur free agent, 4/26/19... **SIGNED BY:** Rafael Álvarez and William Mota.

**PICHARDO, KERVIN FRANCISCO**... **SS**... **B-T:** R-R... **HT:** 5-10; **WT:** 160... **BORN:** October 15, 2001, New York, NY... **RESIDES:** Bronx, NY... **HOW OBTAINED:** Signed by Phillies as an amateur free agent, 6/11/19... **SIGNED BY:** Carlos Salas.

**2019:** Began pro career with Dominican Summer League Phillies Red (R).

YEAR	CLUB	AVG	G	AB	R	H	2B	3B	HR	RBI	SH	SF	HP	BB	SO	SB	CS	OBP	SLG	OPS	E
2019	DSL Phillies-R	.214	39	140	16	30	4	0	0	14	2	0	5	17	20	5	2	.321	.243	.564	13

**PINA, NICOLY**... **RHP**... **B-T:** R-R... **HT:** 6-3; **WT:** 203... **BORN:** October 8, 1999, San Juan de la Maguana, DR... **RESIDES:** San Juan de la Maguana... **HOW OBTAINED:** Signed by Phillies as an amateur free agent, 5/3/18... **SIGNED BY:** Carlos Salas and Franklin Felida.

**2019:** Spent season with Gulf Coast League Phillies West (R)... Recorded multiple strikeouts in 9 of his 15 appearances... Participated in Florida Instructional League... **2018:** Began professional career with Dominican Summer League Phillies Red (R)... Did not allow a HR to 225 batters he faced... Limited LHH to a .171 AVG (13-76)... Participated in FIL.

YEAR	CLUB	W-L	ERA	G	GS	CG	SHO	SV	IP	H	R	ER	HR	HB	BB	SO	WP	BK	AVG
2018	DSL Phillies-R	1-3	4.00	17	11	0	0	1	54.0	41	26	24	0	4	35	53	7	1	.220
2019	GCL Phillies-W	2-1	3.57	15	0	0	0	3	17.2	9	7	7	0	1	14	28	7	0	.153
<b>Minors Totals</b>		<b>3-4</b>	<b>3.89</b>	<b>32</b>	<b>11</b>	<b>0</b>	<b>0</b>	<b>4</b>	<b>71.2</b>	<b>50</b>	<b>33</b>	<b>31</b>	<b>0</b>	<b>5</b>	<b>49</b>	<b>81</b>	<b>14</b>	<b>1</b>	<b>.204</b>

**PINEDA, LEANDRO ANDRÉS**... **OF**... **B-T:** L-L... **HT:** 6-1; **WT:** 165... **BORN:** June 4, 2002, Valencia, VZ... **RESIDES:** Valencia... **HOW OBTAINED:** Signed by Phillies as an amateur free agent, 7/6/18... **SIGNED BY:** Rafael Álvarez and William Mota.

**2019:** Began pro career with Dominican Summer League Phillies White (R).

YEAR	CLUB	AVG	G	AB	R	H	2B	3B	HR	RBI	SH	SF	HP	BB	SO	SB	CS	OBP	SLG	OPS	E
2019	DSL Phillies-W	.184	61	190	22	35	4	0	1	19	3	2	6	22	40	4	4	.286	.221	.507	2

**PIPKIN, DOMINIC MICHAEL**... **RHP**... **B-T:** R-R... **HT:** 6-4; **WT:** 160... **BORN:** November 5, 1999, Pinole, CA... **RESIDES:** Pinole... **HOW OBTAINED:** Selected by Phillies in 9th round of June 2018 draft... **SIGNED BY:** Joey Davis... **EDUCATION:** 2018 graduate of Pinole Valley HS.

**2019:** Spent season with Lakewood (A)... Posted a 3.29 ERA (15 ER, 41.0 IP) in his first 12 appearances (6 starts)... **2018:** Began professional career with Gulf Coast League Phillies East (R)... Held LHH to a .194 AVG (6-31)... Participated in Florida Instructional League.

YEAR	CLUB	W-L	ERA	G	GS	CG	SHO	SV	IP	H	R	ER	HR	HB	BB	SO	WP	BK	AVG
2018	GCL Phillies-E	1-2	3.64	10	8	0	0	0	29.2	27	12	12	3	1	8	18	3	0	.252
2019	Lakewood	3-4	5.15	24	12	0	0	1	71.2	71	51	41	4	12	45	44	15	0	.261
<b>Minors Totals</b>		<b>4-6</b>	<b>4.71</b>	<b>34</b>	<b>20</b>	<b>0</b>	<b>0</b>	<b>1</b>	<b>101.1</b>	<b>98</b>	<b>63</b>	<b>53</b>	<b>7</b>	<b>13</b>	<b>53</b>	<b>62</b>	<b>18</b>	<b>0</b>	<b>.259</b>

**POTTER, MARK**... **RHP**... **B-T:** R-R... **HT:** 6-6; **WT:** 284... **BORN:** November 12, 1997, Rockledge, FL... **RESIDES:** Melbourne, FL... **HOW OBTAINED:** Selected by Phillies in 19th round of June 2018 draft... **SIGNED BY:** Jeff Zona Jr... **EDUCATION:** Attended College of Central Florida.

**2019:** Spent season with Lakewood (A)... Struck out multiple batters in 13 of his 27 appearances... RHH were just 12-for-84 (.143) with 1 HR against him... **2018:** Began professional career with Gulf Coast League Phillies East (R)... Held opponents to a .154 AVG (4-26) and 0 XBH with RISP... Participated in Florida Instructional League.

YEAR	CLUB	W-L	ERA	G	GS	CG	SHO	SV	IP	H	R	ER	HR	HB	BB	SO	WP	BK	AVG
2018	GCL Phillies-E	1-0	1.96	11	0	0	0	0	23.0	18	8	5	1	2	4	13	0	0	.212
2019	Lakewood	0-4	2.50	27	0	0	0	9	36.0	25	13	10	3	2	14	33	1	0	.194
<b>Minors Totals</b>		<b>1-4</b>	<b>2.29</b>	<b>38</b>	<b>0</b>	<b>0</b>	<b>0</b>	<b>9</b>	<b>59.0</b>	<b>43</b>	<b>21</b>	<b>15</b>	<b>4</b>	<b>4</b>	<b>18</b>	<b>46</b>	<b>1</b>	<b>0</b>	<b>.201</b>

**PUELLO, ISRAEL ALFONSO (Alfonso)...** **RHP...** **B-T:** R-R... **HT:** 6-3; **WT:** 200... **BORN:** October 10, 2000, Santiago de los Caballeros, DR... **RESIDES:** Santiago de los Caballeros... **HOW OBTAINED:** Signed by Phillies as an amateur free agent, 7/2/17... **SIGNED BY:** Carlos Salas.

**2019:** Spent season with Dominican Summer League Phillies White (R)... Led the DSL in strikeouts, was T-1st in GS, 4th in WHIP (0.96) and 5th in ERA... Named a *Baseball America* DSL All-Star... Posted a 1.05 ERA (4 ER, 34.1 IP) prior to the All-Star break, including a 0.43 ERA (1 ER, 21.0 IP) in his first 5 starts... **2018:** Began professional career with DSL Phillies White... Led all Phillies short-season minor league pitchers and ranked T-2nd in the DSL in games started... Held LHH to a .132 AVG (12-91)... Participated in Florida Instructional League... **2017:** Participated in FIL.

YEAR	CLUB	W-L	ERA	G	GS	CG	SHO	SV	IP	H	R	ER	HR	HB	BB	SO	WP	BK	AVG
2018	DSL Phillies-W	4-6	4.52	14	14	0	0	0	65.2	43	37	33	3	5	37	60	6	3	.182
2019	DSL Phillies-W	2-1	1.92	15	#15	0	0	0	65.2	44	16	14	2	3	19	*83	7	1	.190
<b>Minors Totals</b>		<b>6-7</b>	<b>3.22</b>	<b>29</b>	<b>29</b>	<b>0</b>	<b>0</b>	<b>0</b>	<b>131.1</b>	<b>87</b>	<b>53</b>	<b>47</b>	<b>5</b>	<b>8</b>	<b>56</b>	<b>143</b>	<b>13</b>	<b>4</b>	<b>.186</b>

\* League leader  
# Tied for league lead

**PUJOLS, JOSÉ MIGUEL... OF...** **B-T:** R-R... **HT:** 6-2; **WT:** 185... **BORN:** September 29, 1995, Santo Domingo, DR... **RESIDES:** Santo Domingo Este... **HOW OBTAINED:** Signed by Phillies as an amateur free agent, 7/2/12... **SIGNED BY:** Koby Pérez.

**2019:** Missed almost the entire season recovering from surgery to repair his left Achilles tendon... Appeared in three rehab games with the Gulf Coast League Phillies East and West (R)... **2018:** Named Florida State League Player of the Year... Selected as an FSL postseason All-Star... Ranked 2nd in the FSL in SLG & OPS, 3rd in AVG, T-4th in HR and 6th in OBP & total bases (184)... Finished T-1st in the FSL in outfield assists (11)... Chosen as FSL Player of the Week, 7/23-29... Named Phillies Minor League Player of the Week, 7/30-8/5... Began season with Clearwater (A)... Reached base safely in 22 consecutive games (.412 OBP) from 5/25-6/22... Promoted to Reading (AA) on 8/3 for remainder of season... Hit 2 grand slams: 7/20 vs Florida & 8/5 at Bowie... **2017:** Spent entire season with Clearwater... Slugged 4 HR in 14 games from 8/6-24 after having just 4 HR over his first 73 games of season from 4/6-8/5... Was on the IL, 7/14-24 (right shin contusion)... **2016:** Spent entire season with Lakewood (A)... Selected as a South Atlantic League midseason and postseason All-Star... Led SAL in home runs, ranked 3rd in RBI, 4th in total bases (219), 6th in games and 7th in at-bats... Selected as Phillies Minor League Player of the Month for August (.291 AVG, 8 2B, 5 HR, 14 RBI, 11 BB)... Named SAL Player of the Week and Phillies Minor League Player of the Week, 8/8-14... Homered in 3 straight games, 5/5-7 (9 RBI) and again, 6/17-19 (8 RBI)... Logged a 12-game hitting streak, 4/29-5/12... Participated in Florida Instructional League... **2015:** Spent season with Williamsport (A)... Ranked 4th in the New York-Penn League in runs and T-7th in at-bats... Hit .459 (17-37) over his first 9 games (6/19-28)... Homered in 3 consecutive games, 8/24-26... Participated in FIL... **2014:** Began season with GCL Phillies... Hit 2 HR, 7/17 at GCL Astros... Promoted to Williamsport on 8/15... **2013:** Began pro career with GCL Phillies... Participated in FIL... **2012:** Participated in FIL.

YEAR	CLUB	AVG	G	AB	R	H	2B	3B	HR	RBI	SH	SF	HP	BB	SO	SB	CS	OBP	SLG	OPS	E
2013	GCL Phillies	.188	45	160	27	30	7	2	6	18	1	0	1	19	56	1	3	.278	.369	.647	3
2014	GCL Phillies	.232	41	151	21	35	8	2	5	28	1	1	1	12	54	1	2	.291	.411	.702	1
	Williamsport	.213	16	61	3	13	5	0	0	5	0	0	1	0	21	0	0	.226	.295	.521	2
2015	Williamsport	.238	66	256	43	61	15	2	4	30	0	2	3	25	81	5	4	.311	.359	.670	5
2016	Lakewood	.241	128	498	67	120	21	3	*24	82	0	3	4	44	*179	5	3	.306	.440	.746	9
2017	Clearwater	.194	90	325	24	63	10	1	8	29	0	3	1	23	150	2	2	.247	.305	.552	2
2018	Clearwater	.301	95	352	56	106	16	4	18	58	0	0	2	33	127	1	1	.364	.523	.887	9
	Reading	.270	26	89	11	24	2	0	4	18	0	1	0	14	35	2	2	.365	.427	.792	2
2019	GCL Phillies-W	.000	2	3	0	0	0	0	0	0	0	0	0	0	0	0	0	.000	.000	.000	0
	GCL Phillies-E	.000	1	2	0	0	0	0	0	0	0	0	0	0	0	0	0	.000	.000	.000	0
	GCL Combined	.000	3	5	0	0	0	0	0	0	0	0	0	0	0	0	0	.000	.000	.000	0
<b>Minors Totals</b>		<b>.238</b>	<b>510</b>	<b>1897</b>	<b>252</b>	<b>452</b>	<b>84</b>	<b>14</b>	<b>69</b>	<b>268</b>	<b>2</b>	<b>10</b>	<b>13</b>	<b>170</b>	<b>703</b>	<b>17</b>	<b>17</b>	<b>.304</b>	<b>.406</b>	<b>.710</b>	<b>33</b>

\* League leader

**QUERALES, JESÚS EDUARDO... RHP...** **B-T:** R-R... **HT:** 6-0; **WT:** 175... **BORN:** February 18, 2003, Barinas, VZ... **RESIDES:** Barinas... **HOW OBTAINED:** Signed by Phillies as an amateur free agent, 7/2/19... **SIGNED BY:** Alvaro Blanco and Carlos Salas.

**RAMEY, BRANDON WAYNE... RHP...** **B-T:** R-R... **HT:** 6-3; **WT:** 170... **BORN:** August 31, 2000, Riverside, CA... **RESIDES:** Riverside... **HOW OBTAINED:** Selected by Phillies in 30th round of June 2018 draft... **SIGNED BY:** Mike Garcia... **EDUCATION:** 2018 graduate of Martin Luther King HS (CA).

**2019:** Spent season with Gulf Coast League Phillies West (R)... Pitched 4.0 innings in a combined no-hitter on 6/26 vs GCL Phillies East... Named Phillies Minor League Pitcher of the Week, 7/15-21... Did not allow more than 3 hits in any of his 7 starts... **2018:** Made professional debut with GCL Phillies West... Participated in Florida Instructional League.

YEAR	CLUB	W-L	ERA	G	GS	CG	SHO	SV	IP	H	R	ER	HR	HB	BB	SO	WP	BK	AVG
2018	GCL Phillies-W	1-0	6.00	4	0	0	0	1	9.0	7	6	6	1	0	4	7	2	0	.206
2019	GCL Phillies-W	0-2	2.78	7	7	0	0	0	22.2	11	7	7	1	4	6	30	0	0	.143
<b>Minors Totals</b>		<b>1-2</b>	<b>3.69</b>	<b>11</b>	<b>7</b>	<b>0</b>	<b>0</b>	<b>1</b>	<b>31.2</b>	<b>18</b>	<b>13</b>	<b>13</b>	<b>2</b>	<b>4</b>	<b>10</b>	<b>37</b>	<b>2</b>	<b>0</b>	<b>.162</b>

SCOUTING & PLAYER DEV.

**RAMÍREZ, RONNY JOSUE...** LHP... B-T: L-L... HT: 5-10; WT: 160... BORN: November 3, 2002, Santo Domingo, DR... RESIDES: Santo Domingo... HOW OBTAINED: Signed by Phillies as an amateur free agent, 11/23/19... SIGNED BY: Juan Feliciano and Carlos Salas.

**RANDOLPH, CORNELIUS CLEOPATRICK...** OF... B-T: L-R... HT: 5-11; WT: 205... BORN: June 2, 1997, Brunswick, GA... RESIDES: Williamson, GA... HOW OBTAINED: Selected by Phillies in 1st round (10th overall) of June 2015 draft... SIGNED BY: Aaron Jersild... EDUCATION: 2015 graduate of Griffin HS (GA)... MISC: Named a Perfect Game First-Team All-American in 2015.

**2019:** Spent second straight season with Reading (AA)... Was on the IL, 4/19-30 (right hamstring strain) and 7/26-8/12 (right wrist tendinitis)... Named Phillies Minor League Player of the Week, 8/26-9/2... Posted an .844 OPS over his final 29 regular season games... **2018:** Spent entire season with Reading... Named Phillies Minor League Player of the Week, 7/2-8... From 7/1-end of season, batted .314 (55-175) with an .825 OPS in 49 games... Hit .395 (17-43) with RISP and 2 outs... Had 8 outfield assists... **2017:** Spent entire season with Clearwater (A)... Ranked 7th in the Florida State League in BB and T-8th in HR... Led the club in games & BB and T-1st in triples... Homered in 3 straight games, 4/7-9... Reached base safely in 29 consecutive games (.455 OBP) from 6/14-7/20... Collected a season-high 4 hits, 7/15 at Daytona... Slashed .311/.417/.472 over 30 games in July... Posted an .802 OPS following the All-Star break compared to a .672 OPS before the break... Played for Glendale in the Arizona Fall League... Named an AFL Rising Star... **2016:** Began season with Lakewood (A)... Was on the IL, 4/26-7/6 with a left shoulder strain; included a rehab assignment with Gulf Coast League Phillies (R)... Batted .306 (34-111) with a .363 OBP in August... Participated in Florida Instructional League... **2015:** Began pro career with GCL Phillies... Named a GCL All-Star... Ranked 1st in the GCL in OPS, 2nd in OBP, walks & doubles, 4th in SLG, T-5th in runs, 7th in total bases (76), 8th in AVG, T-8th in games and T-10th in hits & RBI... Reached base safely in 43 of his 53 games... Went 3-for-3, R, 3B, RBI, BB in his pro debut, 6/25 vs GCL Pirates... Had a season-high 4 hits, 8/1 vs GCL Astros... Participated in FIL... Following the season, was named the 6th-best prospect in the Phillies minor league system by *Baseball America*.

YEAR	CLUB	AVG	G	AB	R	H	2B	3B	HR	RBI	SH	SF	HP	BB	SO	SB	CS	OBP	SLG	OPS	E
2015	GCL Phillies	.302	53	172	34	52	15	3	1	24	0	2	6	32	32	6	5	.425	.442	*.867	0
2016	Lakewood	.274	63	241	33	66	12	1	2	27	0	3	6	26	57	5	4	.355	.357	.712	2
	GCL Phillies	.077	5	13	1	1	0	0	0	0	0	0	2	3	0	0	0	.200	.077	.277	0
2017	Clearwater	.250	122	440	47	110	18	5	13	55	4	5	6	55	125	7	3	.338	.402	.740	2
2018	Reading	.241	118	410	52	99	18	0	5	40	2	2	3	48	92	3	3	.324	.322	.646	4
2019	Reading	.247	102	348	42	86	15	4	10	44	0	1	3	37	102	9	5	.324	.399	.723	2
<b>Minors Totals</b>		<b>.255</b>	<b>463</b>	<b>1624</b>	<b>209</b>	<b>414</b>	<b>78</b>	<b>13</b>	<b>31</b>	<b>190</b>	<b>6</b>	<b>13</b>	<b>24</b>	<b>200</b>	<b>411</b>	<b>30</b>	<b>20</b>	<b>.343</b>	<b>.376</b>	<b>.719</b>	<b>10</b>

\* League leader

**REQUENA, ALEJANDRO ANTONIO...** RHP... B-T: R-R... HT: 6-2; WT: 200... BORN: November 29, 1996, Villa de Cura, VZ... RESIDES: Turmero, VZ... HOW OBTAINED: Acquired from COL with SS José Gómez and RHP JD Hammer in exchange for RHP Pat Neshek and cash considerations, 7/26/17; originally signed by COL as an amateur free agent, 9/5/13.

**2019:** Spent majority of the season with Clearwater (A)... Was T-5th in the Florida State League in wins, T-9th in complete games, 10th in strikeouts and T-10th in starts... Appeared in one game with Reading (AA) in July... Was on the IL, 8/5-14, with right forearm inflammation... **2018:** Spent majority of season with Clearwater... Was on the IL from 4/18-6/26 (right forearm strain); included a rehab stint at Gulf Coast League Phillies West (R)... Logged a quality start in 5 of his final 7 outings... At Clearwater, limited opponents to a .190 AVG (11-58) with RISP and held RHH to a .220 AVG (22-100)... Pitched for Aragua in the Venezuelan Winter League... **2017:** Began season with Asheville (A)... Ranked 4th in the South Atlantic League in WHIP (1.05) and 5th in ERA (2.74)... Selected as a SAL midseason All-Star... In his first 7 starts, posted a 1.45 ERA (7 ER, 43.1 IP) and a 0.97 WHIP... Logged 25.1 consecutive innings without surrendering an ER, 4/10-30... Had a professional-high 10 SO, 7/13 vs Hickory (5.1 IP)... 14 of his 19 outings with Asheville were quality starts... Made 2 starts with Lakewood (A) following trade on 7/26... Participated in Florida Instructional League... **2016:** Spent entire season with Grand Junction (R)... Went 2-0 with a 1.99 ERA (5 ER, 22.2 IP) and 27 SO in 4 August starts... **2015:** Spent entire season with Dominican Summer League Rockies (R)... Began season with 14.0 consecutive innings without allowing an ER... Did not allow a run in 8.1 innings (4 games) as a reliever... **2014:** Began pro career with DSL Rockies.

YEAR	CLUB	W-L	ERA	G	GS	CG	SHO	SV	IP	H	R	ER	HR	HB	BB	SO	WP	BK	AVG
2014	DSL Rockies	1-2	3.96	13	5	0	0	0	38.2	37	22	17	0	5	9	28	8	0	.247
2015	DSL Rockies	2-4	4.14	15	11	0	0	0	63.0	61	34	29	2	10	12	44	3	0	.245
2016	Grand Junction	3-6	4.97	13	13	0	0	0	67.0	80	51	37	15	1	19	59	4	0	.289
2017	Asheville	8-3	2.85	19	19	0	0	0	117.0	102	46	37	9	11	25	97	2	0	.239
	Lakewood	1-1	1.64	2	2	0	0	0	11.0	7	3	2	0	0	7	0	0	0	.189
2018	Clearwater	4-4	3.60	12	12	0	0	0	65.0	55	26	26	3	4	23	60	4	1	.235
	GCL Phillies-W	0-0	0.00	1	1	0	0	0	3.0	0	0	0	0	0	1	5	0	0	.000
2019	Clearwater	9-10	4.90	22	20	1	0	0	112.0	116	67	61	12	12	38	105	7	0	.270
	Reading	0-0	0.00	1	1	0	0	0	1.0	0	0	0	0	0	0	1	0	0	.000
<b>Minors Totals</b>		<b>28-30</b>	<b>3.94</b>	<b>98</b>	<b>84</b>	<b>1</b>	<b>0</b>	<b>0</b>	<b>477.2</b>	<b>458</b>	<b>249</b>	<b>209</b>	<b>41</b>	<b>43</b>	<b>127</b>	<b>406</b>	<b>28</b>	<b>1</b>	<b>.252</b>

**REYES, ANDY**... RHP... B-T: R-R... HT: 6-0; WT: 160... BORN: March 11, 2000, Baní, DR... RESIDES: Baní... HOW OBTAINED: Signed by Phillies as an amateur free agent, 7/17/17... SIGNED BY: Carlos Salas.

**2019:** Spent season with Gulf Coast League Phillies East (R)... **2018:** Began professional career with Dominican Summer League Phillies White (R)... Held LHH to a .146 AVG (6-41).

YEAR	CLUB	W-L	ERA	G	GS	CG	SHO	SV	IP	H	R	ER	HR	HB	BB	SO	WP	BK	AVG
2018	DSL Phillies-W	1-1	3.44	17	1	0	0	2	34.0	31	21	13	1	4	20	22	3	1	.250
2019	GCL Phillies-E	1-0	3.66	14	0	0	0	0	19.2	20	12	8	1	4	15	18	9	1	.274
<b>Minors Totals</b>		<b>2-1</b>	<b>3.52</b>	<b>31</b>	<b>1</b>	<b>0</b>	<b>0</b>	<b>2</b>	<b>53.2</b>	<b>51</b>	<b>33</b>	<b>21</b>	<b>2</b>	<b>8</b>	<b>35</b>	<b>40</b>	<b>12</b>	<b>2</b>	<b>.259</b>

**REYES, CARLO DANIEL**... RHP... B-T: R-R... HT: 6-0; WT: 212... BORN: July 4, 1998, Boca Chica, DR... RESIDES: Boca Chica... HOW OBTAINED: Signed by Phillies as an amateur free agent, 10/9/18... SIGNED BY: Carlos Salas.

**2019:** Spent first pro season with Dominican Summer League Phillies White (R)... Ranked 4th in the DSL in strikeouts, T-5th in starts and 6th in WHIP... Held RHH to a .200 AVG and .271 SLG.

YEAR	CLUB	W-L	ERA	G	GS	CG	SHO	SV	IP	H	R	ER	HR	HB	BB	SO	WP	BK	AVG
2018	DSL Phillies-W	4-2	2.45	14	14	0	0	0	62.1	50	20	17	2	3	13	72	3	2	.216

**REYES, PEDRO ANTONIO**... RHP... B-T: R-R... HT: 6-3; WT: 175... BORN: November 26, 2002, Coatzacoalcos, MX... RESIDES: Coatzacoalcos... HOW OBTAINED: Signed by Phillies as an amateur free agent, 12/18/19... SIGNED BY: Oneri Fleita and Charlie Gastelum.

**RICHARDSON, WAYLON JAMES**... RHP... B-T: R-R... HT: 6-5; WT: 235... BORN: March 1, 1997, Goshen, IN... RESIDES: Cromwell, IN... HOW OBTAINED: Selected by Phillies in 40th round of June 2018 draft... SIGNED BY: Justin Morgenstern... EDUCATION: Attended Kankakee CC (IL).

**2019:** Missed a majority of the season with a right forearm strain... **2018:** Did not pitch (right elbow surgery).

YEAR	CLUB	W-L	ERA	G	GS	CG	SHO	SV	IP	H	R	ER	HR	HB	BB	SO	WP	BK	AVG
2018	Injured – Did not pitch																		
2019	GCL Phillies-E	0-0	0.00	2	0	0	0	0	2.0	0	0	0	0	0	0	0	0	0	.000
	GCL Phillies-W	1-0	0.00	1	0	0	0	0	1.0	0	0	0	0	0	0	0	0	0	.000
	GCL Combined	1-0	0.00	3	0	0	0	0	3.0	0	0	0	0	0	0	0	0	0	.000
<b>Minors Totals</b>		<b>1-0</b>	<b>0.00</b>	<b>3</b>	<b>0</b>	<b>0</b>	<b>0</b>	<b>0</b>	<b>3.0</b>	<b>0</b>	<b>0</b>	<b>0</b>	<b>0</b>	<b>0</b>	<b>0</b>	<b>0</b>	<b>0</b>	<b>0</b>	<b>.000</b>

**RIVAS, ALDEMAR JESÚS**... RHP... B-T: R-R... HT: 6-1; WT: 170... BORN: January 21, 1999, Barquisimeto, VZ... RESIDES: Barquisimeto... HOW OBTAINED: Signed by Phillies as an amateur free agent, 7/2/16... SIGNED BY: Jesús Méndez.

**2019:** Spent season with Dominican Summer League Phillies White (R)... Pitched at least 2.0 innings in 11 of his 22 appearances...

**2018:** Began season with DSL Phillies White... Transferred to DSL Phillies Red on 6/27 for remainder of season... Averaged 12.25 SO/9.0 IP, which was the 5th-best mark among qualifying DSL relievers... Recorded at least 1 SO in 16 of his 17 relief appearances... **2017:** Began professional career with DSL Phillies White... Averaged 10.05 SO/9.0 IP... Held LHH to a .188 AVG (6-32) and RHH to a .154 AVG (12-78)... Held opponents to a .111 AVG (4-36) with RISP... **2016:** Was on restricted list, 7/2-8/29.

YEAR	CLUB	W-L	ERA	G	GS	CG	SHO	SV	IP	H	R	ER	HR	HB	BB	SO	WP	BK	AVG
2017	DSL Phillies-W	2-0	2.59	12	2	0	0	0	31.1	18	13	9	0	6	14	35	10	0	.164
2018	DSL Phillies-W	1-0	6.75	4	0	0	0	0	6.2	8	8	5	0	0	7	8	3	0	.286
	DSL Phillies-R	4-1	4.56	13	0	0	0	0	25.2	21	14	13	1	0	8	36	5	0	.216
	DSL Combined	5-1	5.01	17	0	0	0	0	32.1	29	22	18	1	0	15	44	8	0	.232
2019	DSL Phillies-W	3-4	4.54	22	0	0	0	2	37.2	37	26	19	1	3	21	36	2	0	.245
<b>Minors Totals</b>		<b>10-5</b>	<b>4.09</b>	<b>51</b>	<b>2</b>	<b>0</b>	<b>0</b>	<b>2</b>	<b>101.1</b>	<b>84</b>	<b>61</b>	<b>46</b>	<b>2</b>	<b>9</b>	<b>50</b>	<b>115</b>	<b>20</b>	<b>0</b>	<b>.218</b>

**RIVAS, JONATHAN ENRIQUE**... RHP... B-T: R-R... HT: 5-11; WT: 160... BORN: September 1, 2001, Araya, VZ... RESIDES: Araya... HOW OBTAINED: Signed by Phillies as an amateur free agent, 7/2/18... SIGNED BY: Rafael Álvarez and Ebert Velásquez.

**2019:** Began pro career with Dominican Summer League Phillies White (R)... Posted a 2.31 ERA (6 ER, 23.1 IP) with five saves in his first 12 pro appearances.

YEAR	CLUB	W-L	ERA	G	GS	CG	SHO	SV	IP	H	R	ER	HR	HB	BB	SO	WP	BK	AVG
2019	DSL Phillies-W	2-0	3.38	21	0	0	0	5	40.0	37	19	15	2	4	20	34	5	1	.245

**RIVAS, RAUL JOSÉ**... INF... B-T: S-R... HT: 5-10; WT: 168... BORN: October 27, 1996, Cumaná, VZ... RESIDES: Cumaná... HOW OBTAINED: Signed by Phillies as an amateur free agent, 1/28/15... SIGNED BY: Ebert Velásquez.

**2019:** Began season with Reading (AA)... Was on the IL with a left shin contusion, 5/25-6/12... Transferred to Clearwater (A) on 8/9 and promoted to Lehigh Valley (AAA) on 9/1 for the remainder of the season... **2018:** Spent entire season with Clearwater... Had a 12-game hitting streak (.400 AVG) from 5/29-6/11... Made starts at 2nd base (63), 3rd base (28), LF (3) and RF (1)... Played for Margarita in the Venezuelan Winter League... **2017:** Began season with Lakewood (A)... Transferred to Williamsport (A), 6/19... Promoted to Lakewood on 7/4 for remainder of season... Defensively, made starts at 2nd base (26), 3rd base (17) and SS (26) with Lakewood... Had a season-high 4 hits, 6/14 vs Delmarva... With Lakewood, hit .321 (25-78) against LHP and batted .306 (19-62) with RISP... **2016:** Played majority of season with Gulf Coast League Phillies (R)... Promoted to Clearwater on 8/21 for remainder of season... **2015:** Began pro career with Venezuelan Summer League Phillies (R).

YEAR	CLUB	AVG	G	AB	R	H	2B	3B	HR	RBI	SH	SF	HP	BB	SO	SB	CS	OBP	SLG	OPS	E
2015	VSL Phillies	.220	53	205	26	45	5	2	1	8	2	0	2	27	31	11	14	.316	.278	.594	24
2016	GCL Phillies	.240	33	100	13	24	1	0	0	8	3	1	3	3	15	1	1	.280	.250	.530	4
	Clearwater	.333	3	6	2	2	0	0	0	1	0	0	0	1	0	0	0	.333	.333	.666	0
2017	Lakewood	.282	70	262	32	74	6	1	0	25	8	4	3	14	54	10	5	.322	.313	.635	13
	Williamsport	.196	13	56	4	11	3	0	0	4	1	0	2	3	8	2	2	.262	.250	.512	0
2018	Clearwater	.242	104	343	46	83	10	4	3	35	3	2	3	22	69	10	6	.292	.321	.613	9
2019	Reading	.204	57	147	15	30	5	3	0	10	3	1	3	10	41	3	1	.267	.279	.546	4
	Clearwater	.250	16	56	7	14	1	1	0	5	4	1	1	5	9	1	1	.323	.304	.626	0
	Lehigh Valley	.375	2	8	3	0	0	0	0	1	0	0	0	1	2	0	2	.444	.375	.819	1
<b>Minors Totals</b>		<b>.242</b>	<b>351</b>	<b>1183</b>	<b>147</b>	<b>286</b>	<b>31</b>	<b>11</b>	<b>4</b>	<b>97</b>	<b>24</b>	<b>8</b>	<b>17</b>	<b>85</b>	<b>230</b>	<b>38</b>	<b>32</b>	<b>.300</b>	<b>.297</b>	<b>.597</b>	<b>55</b>

**RIVERA, JOSÉ ENRIQUE**... INF/OF... B-T: R-R... HT: 5-10; WT: 165... BORN: May 26, 1999, Baní, DR... RESIDES: San Cristóbal, DR... HOW OBTAINED: Signed by Phillies as an amateur free agent, 3/18/17... SIGNED BY: Franklin Felida.

**2019:** Spent season with Gulf Coast League Phillies West (R)... Had a 19.2% walk rate (20 BB, 104 PA)... **2018:** Spent entire season with GCL Phillies East... Batted .333 (27-81) against RHP... Hit .400 (10-25) and drove in 17 runs with RISP... Defensively, played 2nd base, 3rd base and LF... **2017:** Began professional career with Dominican Summer League Phillies Red (R)... Had a season-high 4 hits, 8/19 vs DSL Cardinals... Hit .346 (27-78) against RHP.

YEAR	CLUB	AVG	G	AB	R	H	2B	3B	HR	RBI	SH	SF	HP	BB	SO	SB	CS	OBP	SLG	OPS	E
2017	DSL Phillies-R	.284	36	102	19	29	3	1	0	10	1	2	7	21	22	6	4	.432	.333	.765	0
2018	GCL Phillies-E	.277	35	101	13	28	5	1	0	19	0	4	2	12	19	0	0	.353	.347	.699	8
2019	GCL Phillies-W	.198	31	81	14	16	5	0	1	15	0	2	1	20	25	7	2	.356	.296	.652	5
<b>Minors Totals</b>		<b>.257</b>	<b>102</b>	<b>284</b>	<b>46</b>	<b>73</b>	<b>13</b>	<b>2</b>	<b>1</b>	<b>44</b>	<b>1</b>	<b>8</b>	<b>10</b>	<b>53</b>	<b>66</b>	<b>13</b>	<b>6</b>	<b>.383</b>	<b>.327</b>	<b>.711</b>	<b>13</b>

**RIVERA, THOMAS JAVIER (T.J.)**... INF... B-T: R-R... HT: 6-1; WT: 190... BORN: October 27, 1988, Bronx, NY... RESIDES: Bronx... HOW OBTAINED: Signed by Phillies as a minor league free agent, 12/13/19... SIGNED BY: Tommy Jackson... EDUCATION: Attended Wallace CC (AL) and Troy University (AL)... Graduate of Lehman HS (NY)... PERSONAL: Was the 2018 Thurman Munson Award winner for contributions to the community and performance on the field.

**2019:** Played in 23 games with Long Island Ducks of the independent Atlantic League... Signed by WSH as a minor league free agent on 8/4 and assigned to Harrisburg (AA)... On the IL, 8/22-9/14, with a right hamstring strain... Following the season, played for Lacey in the Dominican Winter League and Mayaguez in the Puerto Rican Winter League... **2018:** Spent majority of the season recovering from Tommy John surgery... Had rehab assignments to St. Lucie (A) and Las Vegas (AAA)... Suffered a sprained right elbow during his rehab assignment and was shut down for the remainder of the season... **2017:** Made his first Opening Day roster and spent majority of the season with NYM... His .290 AVG was 5th among NL rookies with at least 400 AB... Was NYM's Roberto Clemente Award winner... Hit his first career pinch-hit HR, 6/10 at ATL (gm 2)... Had a career-long 11-game hitting streak, 6/29-7/16, batting .450 (17-40) during the streak... Placed on the IL on 7/28 (retro to 7/27) with a partial tear of the ulnar collateral ligament in his right elbow and missed remainder of season... Underwent surgery to repair the tear on 9/14... Prior to the season, played for Puerto Rico in the World Baseball Classic, hitting 2 HR in 8 games and playing 1st base, 2nd base and 3rd base... **2016:** Spent majority of season with Las Vegas... Won the Pacific Coast League batting title and was named to the PCL midseason All-Star team... On the IL, 6/16-27, with a right hamstring strain... Had his contract selected on 8/10, 1 of 4 stints with NYM... Made his ML debut at 3rd base on 8/10 vs ARI... Went 4-for-4 on 8/16 at ARI in his 5th career start... Hit his first ML HR in 10th inning on 9/13 at WSH, becoming first NYM player to hit his first ML HR in extras since 2006... Started at 2nd base in NL Wild Card Game vs SF and had club's only XBH... **2015:** Split season between Binghamton (AA) and Las Vegas... On the IL, 4/19-5/1 (right hamstring strain) and 7/4-10 (concussion)... Combined to bat .325 (131-403), 27 2B, .364 OBP between the two levels... Following the season, played for Mayaguez in PRWL and was named Rookie of the Year... **2014:** Selected as a NYM Organization All-Star... Led all qualifying NYM minor leaguers with a .349 (158-453) AVG... Named a Florida State League midseason All-Star... Began season with St. Lucie and was promoted to Binghamton on 6/19... On the IL, 6/22-29, with left hamstring strain... Played for Mayaguez in PRWL... **2013:** Spent season with St. Lucie... Named a FSL midseason and postseason All-Star... Played for Mayaguez in PRWL... **2012:** Named a NYM Organization All-Star... Selected as a South Atlantic League midseason All-Star... Was SAL Player of the Week, 4/24-30... Promoted to St. Lucie on 6/21 for remainder of season... **2011:** Began pro career with Kingsport (R)... Promoted to Brooklyn (A) on 8/6 for remainder of season.



**RIVERA, T.J. (continued)**

YEAR	CLUB	AVG	G	AB	R	H	2B	3B	HR	RBI	SH	SF	HP	BB	SO	SB	CS	OBP	SLG	OPS	E
2011	Kingsport	.290	27	93	17	27	6	0	1	14	0	0	1	8	16	3	1	.353	.387	.740	3
	Brooklyn	.326	15	43	6	14	2	0	0	5	1	2	0	2	7	0	1	.340	.372	.713	1
2012	Savannah	.333	64	261	42	87	14	1	8	37	3	3	3	26	33	4	3	.396	.487	.882	13
	St. Lucie	.306	64	255	31	78	15	3	1	29	4	1	2	14	38	7	2	.346	.400	.746	13
2013	St. Lucie	.289	125	502	76	145	23	1	2	51	7	3	13	34	73	6	2	.348	.351	.698	10
2014	St. Lucie	.341	61	252	42	86	16	0	4	47	0	3	5	14	37	2	1	.383	.452	.836	7
	Binghamton	.358	54	201	28	72	13	0	1	28	0	5	4	11	27	1	0	.394	.438	.831	8
2015	Las Vegas	.306	54	183	26	56	17	1	2	21	2	0	4	7	25	0	0	.345	.443	.788	4
	Binghamton	.341	56	220	37	75	10	0	5	27	0	0	2	12	22	1	1	.380	.455	.835	2
2016	Las Vegas	*.353	105	405	67	143	31	1	11	85	2	5	7	23	54	3	3	.393	.516	.909	8
	NEW YORK (NL)	.333	33	105	10	35	4	1	3	16	0	4	1	3	17	0	0	.345	.476	.821	3
2017	NEW YORK (NL)	.290	73	214	27	62	13	1	5	27	1	2	5	9	32	1	0	.330	.430	.760	6
	Las Vegas	.286	5	21	3	6	1	0	1	4	0	0	0	1	3	0	0	.318	.476	.794	0
2018	St. Lucie - a	.211	5	19	1	4	1	0	0	1	0	0	0	0	3	0	0	.211	.263	.474	0
	Las Vegas - a	.000	1	3	0	0	0	0	0	0	0	0	0	0	1	0	0	.000	.000	.000	0
2019	Long Island (ind.)	.270	23	89	12	24	2	0	4	16	0	2	0	7	10	0	0	.316	.427	.743	-
	Harrisburg	.237	15	38	4	9	3	0	0	4	0	0	0	3	8	0	0	.237	.293	.608	0
<b>Minors Totals</b>		<b>.321</b>	<b>651</b>	<b>2496</b>	<b>380</b>	<b>802</b>	<b>152</b>	<b>7</b>	<b>36</b>	<b>353</b>	<b>19</b>	<b>22</b>	<b>41</b>	<b>155</b>	<b>347</b>	<b>27</b>	<b>14</b>	<b>.338</b>	<b>.431</b>	<b>.799</b>	<b>69</b>
<b>ML</b>	<b>Totals</b>	<b>.304</b>	<b>106</b>	<b>319</b>	<b>37</b>	<b>97</b>	<b>17</b>	<b>2</b>	<b>8</b>	<b>43</b>	<b>1</b>	<b>6</b>	<b>6</b>	<b>12</b>	<b>49</b>	<b>1</b>	<b>0</b>	<b>.335</b>	<b>.445</b>	<b>.780</b>	<b>9</b>

\* League leader  
a - Rehab assignment

**RODRÍGUEZ, ALBERT AQUILES**... **OF**... **B-T:** R-R... **HT:** 6-2; **WT:** 170... **BORN:** December 11, 2002, San Pedro de Macoris, DR... **RESIDES:** San Pedro de Macoris... **HOW OBTAINED:** Signed by Phillies as an amateur free agent, 11/25/19... **SIGNED BY:** Robert Aquino and Bernardo Pérez.

**RODRÍGUEZ, CÉSAR ENRIQUE**... **C**... **B-T:** S-R... **HT:** 5-10; **WT:** 160... **BORN:** December 26, 2000, Valencia, VZ... **RESIDES:** San Joaquín, VZ... **HOW OBTAINED:** Signed by Phillies as an amateur free agent, 7/2/17... **SIGNED BY:** Rafael Álvarez.

**2019:** Spent season with Gulf Coast League Phillies East (R)... Participated in Florida Instructional League... **2018:** Began professional career with Dominican Summer League Phillies White (R)... Defensively, made starts at catcher (34) and 1st base (10)... Caught 26 of 66 (39.4%) runners attempting to steal... Participated in FIL.

YEAR	CLUB	AVG	G	AB	R	H	2B	3B	HR	RBI	SH	SF	HP	BB	SO	SB	CS	OBP	SLG	OPS	E
2018	DSL Phillies-W	.241	67	224	24	54	10	0	1	30	0	4	4	28	33	4	7	.331	.299	.630	10
2019	GCL Phillies-E	.172	30	87	10	15	4	0	1	10	0	2	0	10	11	0	0	.253	.253	.505	4
<b>Minors Totals</b>		<b>.222</b>	<b>97</b>	<b>311</b>	<b>34</b>	<b>69</b>	<b>14</b>	<b>0</b>	<b>2</b>	<b>40</b>	<b>0</b>	<b>6</b>	<b>4</b>	<b>38</b>	<b>44</b>	<b>4</b>	<b>7</b>	<b>.309</b>	<b>.286</b>	<b>.595</b>	<b>14</b>

**RODRÍGUEZ, JONATHAN MANUEL**... **C**... **B-T:** R-R... **HT:** 5-10; **WT:** 167... **BORN:** May 17, 2002, Ocumare del Tuy, VZ... **RESIDES:** Miranda, VZ... **HOW OBTAINED:** Signed by Phillies as an amateur free agent, 2/26/19... **SIGNED BY:** Rafael Álvarez and William Mota.

**2019:** Began pro career with Dominican Summer League Phillies White and Red (R).

YEAR	CLUB	AVG	G	AB	R	H	2B	3B	HR	RBI	SH	SF	HP	BB	SO	SB	CS	OBP	SLG	OPS	E
2019	DSL Phillies-W	.500	3	4	1	2	0	0	0	0	0	0	0	0	1	0	0	.500	.500	1.000	0
	DSL Phillies-R	.100	3	10	0	1	1	0	0	0	0	0	0	1	5	1	0	.182	.200	.382	0
	DSL Combined	.214	6	14	1	3	1	0	0	0	0	0	0	1	6	1	0	.267	.286	.552	0

**ROJAS, JOHAN STIVEN**... **OF**... **B-T:** R-R... **HT:** 6-1; **WT:** 165... **BORN:** August 14, 2000, San Francisco de Macoris, DR... **RESIDES:** San Francisco de Macoris... **HOW OBTAINED:** Signed by Phillies as an amateur free agent, 1/18/18... **SIGNED BY:** Carlos Salas.

**2019:** Began season with Gulf Coast League Phillies West (R)... Tied for the league lead in triples despite playing only 18 games... Batted .333 (17-51) against RHP... Promoted to Williamsport (A) on 7/19 for the remainder of the season... Led the New York-Penn League in triples... Participated in Florida Instructional League... **2018:** Named a Dominican Summer League All-Star... Led the DSL with 14 outfield assists... Was 3rd in the DSL in hits, 4th in AB, T-7th in games and T-9th in total bases (109)... Led all Phillies short-season minor leaguers in AB & hits... Began professional career with DSL Phillies Red (R)... Hit .359 (28-78), 4 2B, 3 3B, HR, 30 RBI with RISP... Participated in FIL.

YEAR	CLUB	AVG	G	AB	R	H	2B	3B	HR	RBI	SH	SF	HP	BB	SO	SB	CS	OBP	SLG	OPS	E
2018	DSL Phillies-R	.320	68	259	42	83	12	4	2	31	2	5	8	18	37	19	8	.376	.421	.797	4
2019	GCL Phillies-W	.311	18	74	13	23	6	#5	0	4	0	0	1	9	12	3	2	.393	.527	.920	1
	Williamsport	.244	42	164	17	40	5	#6	2	11	0	1	2	5	29	11	4	.273	.384	.657	1
<b>Minors Totals</b>		<b>.294</b>	<b>128</b>	<b>497</b>	<b>72</b>	<b>146</b>	<b>23</b>	<b>15</b>	<b>4</b>	<b>46</b>	<b>2</b>	<b>6</b>	<b>11</b>	<b>32</b>	<b>78</b>	<b>33</b>	<b>14</b>	<b>.346</b>	<b>.425</b>	<b>.771</b>	<b>6</b>

\* League leader  
# Tied for league lead

SCOUTING & PLAYER DEV.

**ROJAS, LUIS ALFONSO**... INF... B-T: R-R... HT: 5-9; WT: 150... BORN: April 19, 2000, Carúpano, VZ... RESIDES: Carúpano...  
**HOW OBTAINED:** Signed by Phillies as an amateur free agent, 7/2/16... **SIGNED BY:** Jesús Méndez.

**2019:** Spent season with Gulf Coast League Phillies West (R)... Hit first pro HR on 8/9 at GCL Yankees West... **2018:** Spent entire season with GCL Phillies West... Defensively, played 2nd base, 3rd base, SS and LF... Participated in Florida Instructional League... **2017:** Began professional career with Dominican Summer League Phillies Red (R)... Defensively, played 2nd base, 3rd base and SS... Hit .312 (24-77) with 13 RBI and 13 runs over 21 games in July... Batted .368 (14-38) with runners on and 2 outs.

YEAR	CLUB	AVG	G	AB	R	H	2B	3B	HR	RBI	SH	SF	HP	BB	SO	SB	CS	OBP	SLG	OPS	E
2017	DSL Phillies-R	.261	56	207	27	54	7	3	0	27	1	5	1	13	29	14	4	.301	.324	.625	13
2018	GCL Phillies-W	.227	33	110	19	25	1	0	0	7	2	2	0	8	10	3	3	.275	.236	.511	8
2019	GCL Phillies-W	.238	34	105	17	25	1	0	2	13	1	3	1	9	16	4	5	.297	.305	.601	5
<b>Minors Totals</b>		<b>.246</b>	<b>123</b>	<b>422</b>	<b>63</b>	<b>104</b>	<b>9</b>	<b>3</b>	<b>2</b>	<b>47</b>	<b>4</b>	<b>10</b>	<b>2</b>	<b>30</b>	<b>55</b>	<b>21</b>	<b>12</b>	<b>.293</b>	<b>.296</b>	<b>.589</b>	<b>26</b>

**RONDÓN, CARLOS DAVID**... SS... B-T: S-R... HT: 5-10; WT: 155... BORN: April 18, 2002, Maturín, VZ... RESIDES: Maturín...  
**HOW OBTAINED:** Signed by Phillies as an amateur free agent, 8/10/18... **SIGNED BY:** Rafael Álvarez and Ebert Velásquez.

**2019:** Began pro career with Dominican Summer League Phillies White (R).

YEAR	CLUB	AVG	G	AB	R	H	2B	3B	HR	RBI	SH	SF	HP	BB	SO	SB	CS	OBP	SLG	OPS	E
2019	DSL Phillies-W	.233	51	163	23	38	5	1	0	17	3	1	1	28	17	5	3	.347	.276	.623	3

**ROSARIO, DALVIN MANUEL**... RHP... B-T: R-R... HT: 6-1; WT: 167... BORN: June 15, 2000, Santo Domingo Este, DR...  
**RESIDES:** Manoguayabo, DR... **HOW OBTAINED:** Signed by Phillies as an amateur free agent, 7/2/16... **SIGNED BY:** Carlos Salas.

**2019:** Spent season with Gulf Coast League Phillies West (R)... **2018:** Spent entire season with Dominican Summer League Phillies White (R)... Went 4-0 with a 0.92 ERA (3 ER, 29.1 IP) in 5 July starts... Limited opponents to a .053 AVG (1-19) with RISP and 2 outs... Participated in Florida Instructional League... **2017:** Began professional career with DSL Phillies Red.

YEAR	CLUB	W-L	ERA	G	GS	CG	SHO	SV	IP	H	R	ER	HR	HB	BB	SO	WP	BK	AVG
2017	DSL Phillies-R	0-1	INF	2	0	0	0	0	0.0	3	10	10	0	2	6	0	2	1	1.000
2018	DSL Phillies-W	4-4	4.47	13	13	0	0	0	50.1	48	32	25	2	4	33	47	6	2	.258
2019	GCL Phillies-W	2-1	7.13	12	0	0	0	0	17.2	19	15	14	0	2	16	14	10	0	.275
<b>Minors Totals</b>		<b>6-6</b>	<b>6.49</b>	<b>27</b>	<b>13</b>	<b>0</b>	<b>0</b>	<b>0</b>	<b>68.0</b>	<b>70</b>	<b>57</b>	<b>49</b>	<b>2</b>	<b>8</b>	<b>55</b>	<b>61</b>	<b>18</b>	<b>3</b>	<b>.271</b>

**ROSARIO, RICARDO EMANUEL**... OF... B-T: R-R... HT: 6-1; WT: 160... BORN: February 8, 2003, Maracay, VZ... RESIDES: Maracay...  
**HOW OBTAINED:** Signed by Phillies as an amateur free agent, 7/2/19... **SIGNED BY:** Rafael Álvarez and William Mota.

**ROSARIO, SANDRO ALBERTO**... RHP... B-T: R-R... HT: 6-3; WT: 192... BORN: January 23, 1996, San Cristóbal, DR...  
**RESIDES:** San Cristóbal... **HOW OBTAINED:** Signed by Phillies as an amateur free agent, 6/12/15... **SIGNED BY:** Carlos Salas.

**2018-2019:** Missed both seasons recovering from right elbow surgery... **2017:** Spent entire season with Gulf Coast League Phillies (R)... Ranked 8th in the GCL in ERA and 9th in IP... In 4 relief appearances, went 1-0 with a 2.55 ERA (5 ER, 17.2 IP) and 14 SO... Held opponents to a .182 AVG (4-22) with RISP and 2 outs... Participated in Florida Instructional League... **2016:** Spent season with Dominican Summer League Phillies-1 (R)... Was T-1st in the DSL in shutouts and CG... Pitched 9.0-inning SHO, 6/20 vs DSL Rays... Allowed 1 run or none in 7 of final 8 starts... Participated in FIL... **2015:** Began pro career with DSL Phillies.

YEAR	CLUB	W-L	ERA	G	GS	CG	SHO	SV	IP	H	R	ER	HR	HB	BB	SO	WP	BK	AVG	
2015	DSL Phillies	0-0	0.00	2	0	0	0	0	2.1	1	1	0	0	1	0	2	0	0	.125	
2016	DSL Phillies-1	5-4	2.54	13	13	#1	#1	0	71.0	63	25	20	1	9	20	21	4	0	.240	
2017	GCL Phillies	1-4	4.22	11	7	0	0	0	49.0	66	29	23	3	1	19	37	4	0	.330	
2018	Injured - Did not pitch																			
2019	Injured - Did not pitch																			
<b>Minors Totals</b>		<b>6-8</b>	<b>3.16</b>	<b>26</b>	<b>20</b>	<b>1</b>	<b>1</b>	<b>0</b>	<b>122.1</b>	<b>130</b>	<b>55</b>	<b>43</b>	<b>4</b>	<b>11</b>	<b>39</b>	<b>60</b>	<b>8</b>	<b>0</b>	<b>.276</b>	

# Tied for league lead

**ROSS, AUSTIN MICHAEL**... RHP... B-T: R-R... HT: 6-1; WT: 200... BORN: August 16, 1994, Beaver, PA... RESIDES: Beaver...  
**HOW OBTAINED:** Selected by Phillies in 35th round of June 2018 draft... **SIGNED BY:** Kellan McKeon... **EDUCATION:** 2018 graduate of Radford University (VA).

**2019:** Spent season with Clearwater (A)... Pitched at least 2.0 innings in 24 of his 38 appearances... Held RHH to a .218 AVG (29-133)... **2018:** Made professional debut with Gulf Coast League Phillies West (R)... Promoted to Williamsport (A) on 6/28 for remainder of season... Averaged 14.01 SO/9.0 IP (55 SO, 35.1 IP)... Recorded at least 1 SO in all 18 relief appearances... Combined to limit RHH to a .188 AVG (15-80)... Participated in Florida Instructional League.

YEAR	CLUB	W-L	ERA	G	GS	CG	SHO	SV	IP	H	R	ER	HR	HB	BB	SO	WP	BK	AVG
2018	GCL Phillies-W	0-0	0.00	2	0	0	0	0	3.0	2	1	0	0	0	1	3	0	0	.154
	Williamsport	1-1	3.34	16	0	0	0	1	32.1	24	16	12	1	7	20	52	3	0	.209
2019	Clearwater	5-1	3.66	38	0	0	0	4	66.1	55	29	27	7	7	24	74	7	0	.226
<b>Minors Totals</b>		<b>6-2</b>	<b>3.45</b>	<b>56</b>	<b>0</b>	<b>0</b>	<b>0</b>	<b>5</b>	<b>101.2</b>	<b>81</b>	<b>46</b>	<b>39</b>	<b>8</b>	<b>14</b>	<b>45</b>	<b>129</b>	<b>10</b>	<b>0</b>	<b>.218</b>

**ROTT, RUDOLPH JOSEPH (Rudy)**... **1B**... **B-T:** L-R... **HT:** 5-10; **WT:** 215... **BORN:** September 7, 1996, La Crosse, WI... **RESIDES:** Holmen, WI... **HOW OBTAINED:** Selected by Phillies in 9th round of June 2019 draft... **SIGNED BY:** Timi Moni... **EDUCATION:** 2019 graduate of Ohio University.

**2019:** Began pro career with Williamsport (A)... Hit first pro HR on 8/25 at Batavia.

YEAR	CLUB	AVG	G	AB	R	H	2B	3B	HR	RBI	SH	SF	HP	BB	SO	SB	CS	OBP	SLG	OPS	E
2019	Williamsport	.233	46	159	11	37	5	1	1	13	1	1	5	13	25	2	2	.309	.296	.605	1

**SÁNCHEZ, JADIEL ALEXIS**... **OF**... **B-T:** S-R... **HT:** 6-2; **WT:** 185... **BORN:** May 10, 2001, Guayama, PR... **RESIDES:** Arroyo, PR... **HOW OBTAINED:** Signed by Phillies in 12th round of June 2019 draft... **SIGNED BY:** Luis Raffan... **EDUCATION:** Attended Natividad Rodriguez HS (PR).

**2019:** Began pro career with Gulf Coast League Phillies West (R)... Hit first pro HR in his first game, 7/19 at GCL Tigers West... Participated in Florida Instructional League.

YEAR	CLUB	AVG	G	AB	R	H	2B	3B	HR	RBI	SH	SF	HP	BB	SO	SB	CS	OBP	SLG	OPS	E
2019	GCL Phillies-W	.167	10	36	3	6	0	0	1	4	0	0	0	2	9	0	1	.211	.250	.461	0

**SÁNCHEZ, SERGIO RAFAEL**... **LHP**... **B-T:** L-L... **HT:** 6-2; **WT:** 142... **BORN:** December 16, 2000, San Felipe, VZ... **RESIDES:** San Felipe... **HOW OBTAINED:** Signed by Phillies as an amateur free agent, 11/16/17... **SIGNED BY:** Rómulo Oliveros.

**2019:** Spent season with Dominican Summer League Phillies Red (R)... Surrendered only 3 XBH (3 3B) to the 114 batters he faced... **2018:** Began professional career with DSL Phillies White... Earned a win in 3 of his final 4 games... Held opponents to a .192 AVG (5-26) and 1 XBH with RISP.

YEAR	CLUB	W-L	ERA	G	GS	CG	SHO	SV	IP	H	R	ER	HR	HB	BB	SO	WP	BK	AVG
2019	DSL Phillies-W	4-0	2.74	13	0	0	0	0	23.0	20	8	7	1	0	17	25	2	0	.233
2019	DSL Phillies-R	1-1	3.25	14	0	0	0	3	27.2	18	10	10	0	1	13	31	6	0	.180
<b>Minors Totals</b>		<b>5-1</b>	<b>3.02</b>	<b>27</b>	<b>0</b>	<b>0</b>	<b>0</b>	<b>3</b>	<b>50.2</b>	<b>38</b>	<b>18</b>	<b>17</b>	<b>1</b>	<b>1</b>	<b>30</b>	<b>56</b>	<b>8</b>	<b>0</b>	<b>.204</b>

**SÁNCHEZ, YEISON**... **RHP**... **B-T:** R-R... **HT:** 6-0; **WT:** 170... **BORN:** November 13, 1997, San Cristóbal, DR... **RESIDES:** San Cristóbal... **HOW OBTAINED:** Signed by Phillies as an amateur free agent, 7/2/16... **SIGNED BY:** Carlos Salas.

**2019:** Spent second straight season with Dominican Summer League Phillies Red (R)... Finished T-8th in the DSL in SV... Averaged 12.91 SO/9.0 IP... **2018:** Spent entire season with DSL Phillies Red... Held LHH to a .156 AVG (5-32) and RHH to a .114 AVG (5-44)... Averaged 11.35 SO/9.0 IP... Participated in Florida Instructional League... **2017:** Began professional career with DSL Phillies White.

YEAR	CLUB	W-L	ERA	G	GS	CG	SHO	SV	IP	H	R	ER	HR	HB	BB	SO	WP	BK	AVG
2017	DSL Phillies-W	2-1	9.45	12	0	0	0	2	20.0	32	23	21	1	2	8	24	6	0	.348
2018	DSL Phillies-R	3-1	2.35	15	0	0	0	4	23.0	10	9	6	0	2	13	29	10	0	.132
2019	DSL Phillies-R	4-0	2.35	20	0	0	0	6	30.2	27	10	8	1	1	6	44	9	1	.229
<b>Minors Totals</b>		<b>9-2</b>	<b>4.28</b>	<b>47</b>	<b>0</b>	<b>0</b>	<b>0</b>	<b>12</b>	<b>73.2</b>	<b>69</b>	<b>42</b>	<b>35</b>	<b>2</b>	<b>5</b>	<b>27</b>	<b>97</b>	<b>25</b>	<b>1</b>	<b>.241</b>

**SANTOS, VÍCTOR MANUEL**... **RHP**... **B-T:** R-R... **HT:** 6-1; **WT:** 191... **BORN:** July 12, 2000, Villa Tapia, DR... **RESIDES:** Salcedo, DR... **HOW OBTAINED:** Signed by Phillies as an amateur free agent, 11/18/16... **SIGNED BY:** Carlos Salas.

**2019:** Spent season with Lakewood (A)... Posted a 3.46 ERA (20 ER, 52.0 IP) in his first 13 games (6 starts)... Named South Atlantic League Pitcher of the Week, 6/17-23... Averaged 1.54 BB/9.0 IP... **2018:** Led all Phillies short-season minor league pitchers in wins... Ranked 2nd in the Gulf Coast League in wins, IP & SO, T-2nd in starts, T-5th in WHIP and 10th in ERA... Named Phillies Minor League Co-Pitcher of the Month for July... Went 2-0 with a 2.30 ERA (7 ER, 27.1 IP) in 5 July starts... Spent entire season with GCL Phillies East (R)... Had a 16.25 SO/BB ratio (65 SO, 4 BB)... Did not walk a hitter in 9 of his 11 starts... Struck out a professional-best 11 batters on 7/28 at GCL Yankees East... Participated in Florida Instructional League... **2017:** Began professional career with Dominican Summer League Phillies Red (R)... Posted a 1.38 ERA (4 ER, 26.0 IP) over his last 7 games (4 starts) of season... Averaged 0.92 BB/9.0 IP... Participated in FIL.

YEAR	CLUB	W-L	ERA	G	GS	CG	SHO	SV	IP	H	R	ER	HR	HB	BB	SO	WP	BK	AVG
2017	DSL Phillies-R	4-2	2.57	12	9	0	0	0	49.0	52	16	14	1	0	5	38	3	1	.268
2018	GCL Phillies-E	6-1	3.03	11	11	0	0	0	59.1	63	21	20	4	1	4	65	1	2	.268
2019	Lakewood	5-10	4.02	27	13	0	0	0	105.1	106	54	47	11	9	18	89	3	2	.264
<b>Minors Totals</b>		<b>15-13</b>	<b>3.41</b>	<b>50</b>	<b>33</b>	<b>0</b>	<b>0</b>	<b>0</b>	<b>213.2</b>	<b>221</b>	<b>91</b>	<b>81</b>	<b>16</b>	<b>10</b>	<b>27</b>	<b>192</b>	<b>7</b>	<b>5</b>	<b>.266</b>

**SARA, JAMES WILLIAM (Jamie)**... **RHP**... **B-T:** R-R... **HT:** 6-4; **WT:** 215... **BORN:** April 17, 1998, Denver, CO... **RESIDES:** Alexandria, VA... **HOW OBTAINED:** Selected by Phillies in 25th round of June 2019 draft... **SIGNED BY:** Kellan McKeon... **EDUCATION:** Attended the College of William and Mary (VA).

**2019:** Began pro career with Gulf Coast League Phillies East (R).

YEAR	CLUB	W-L	ERA	G	GS	CG	SHO	SV	IP	H	R	ER	HR	HB	BB	SO	WP	BK	AVG
2019	GCL Phillies-E	0-1	27.00	4	0	0	0	0	2.0	6	8	6	0	0	4	3	0	0	.500

SCOUTING & PLAYER DEV.

**SCHULTZ, ANDREW WADDELL**... RHP... B-T: R-R... HT: 6-4; WT: 195... BORN: July 31, 1997, Atlanta, GA... RESIDES: Knoxville, TN... HOW OBTAINED: Selected by Phillies in 6th round of June 2019 draft... SIGNED BY: Timi Moni... EDUCATION: Attended University of Tennessee... 2016 graduate of Greater Atlanta Christian HS.

2019: Began pro career with Gulf Coast League Phillies East (R) and was promoted to Lakewood (A) after one appearance... Was on the IL with right shoulder inflammation, 8/19 through the remainder of the season... Participated in Florida Instructional League.

YEAR	CLUB	W-L	ERA	G	GS	CG	SHO	SV	IP	H	R	ER	HR	HB	BB	SO	WP	BK	AVG
2019	GCL Phillies-E	0-0	0.00	1	0	0	0	0	1.0	1	0	0	0	0	0	0	0	0	.333
	Lakewood	0-2	7.20	11	0	0	0	0	10.0	11	11	8	1	2	9	15	4	1	.262
<b>Minors Totals</b>		<b>0-2</b>	<b>6.55</b>	<b>12</b>	<b>0</b>	<b>0</b>	<b>0</b>	<b>0</b>	<b>11.0</b>	<b>12</b>	<b>11</b>	<b>8</b>	<b>1</b>	<b>2</b>	<b>9</b>	<b>15</b>	<b>4</b>	<b>1</b>	<b>.267</b>

**SCHULZE, BRETT AUSTIN**... RHP... B-T: R-R... HT: 6-0; WT: 175... BORN: November 24, 1997, Maple Grove, MN... RESIDES: Maple Grove... HOW OBTAINED: Selected by Phillies in 7th round of June 2019 draft... SIGNED BY: Justin Morgenstern... EDUCATION: Attended University of Minnesota.

2019: Began pro career with Gulf Coast League Phillies West (R)... Promoted to Williamsport (A) on 7/5... Did not allow a run in his first 13.1 IP between the two levels and the only ER he allowed all season was in his final appearance... Participated in Florida Instructional League.

YEAR	CLUB	W-L	ERA	G	GS	CG	SHO	SV	IP	H	R	ER	HR	HB	BB	SO	WP	BK	AVG
2019	GCL Phillies-W	1-0	0.00	2	0	0	0	0	3.0	1	0	0	0	0	1	3	1	0	.100
	Williamsport	0-0	0.38	10	5	0	0	0	23.2	21	7	1	1	2	16	34	2	0	.241
<b>Minors Totals</b>		<b>1-0</b>	<b>0.34</b>	<b>12</b>	<b>5</b>	<b>0</b>	<b>0</b>	<b>0</b>	<b>26.2</b>	<b>22</b>	<b>7</b>	<b>1</b>	<b>1</b>	<b>2</b>	<b>17</b>	<b>37</b>	<b>3</b>	<b>0</b>	<b>.227</b>

**SEABOLD, CONNOR GREGORY**... RHP... B-T: R-R... HT: 6-3; WT: 185... BORN: January 24, 1996, Laguna Hills, CA... RESIDES: Costa Mesa, CA... HOW OBTAINED: Selected by Phillies in 3rd round of June 2017 draft... SIGNED BY: Demerius Pittman... EDUCATION: Attended California State University, Fullerton... MISC: Originally selected by BAL in 19th round of June 2014 draft, but did not sign.

2019: In 12 games (11 starts) overall, posted a 2.24 ERA, 1.01 WHIP and had a .224 OPP AVG... Began season on the IL (left oblique strain)... Made rehab appearances with Gulf Coast League Phillies West and East (R)... Was reinstated from the IL, 7/11... Each of his final 5 outings were quality starts (2.25 ERA), all of which came with Reading (AA)... Following the season, pitched for Scottsdale in the Arizona Fall League, posting a 1.06 ERA (2 ER, 17.0 IP) with 22 SO in 4 starts... 2018: Began season with Clearwater (A)... Named Florida State League Pitcher of the Week, 6/11-17... Tossed his first professional CG on 6/11 vs Tampa (9.0 IP, 3 H, ER, BB, 9 SO)... Posted a 0.99 WHIP with Clearwater... Promoted to Reading on 6/27 for remainder of season... Recorded a season-high 10 strikeouts, 8/14 vs Hartford (6.0 IP)... Overall, held opponents to a .226 AVG... 2017: Began pro career with Williamsport (A)... Did not surrender a run through his first 9.0 innings... Earned first pro win, 7/21 at Batavia... Held LHH to a .118 AVG (2-17) and RHH to a .167 AVG (3-18)... Participated in Florida Instructional League.

YEAR	CLUB	W-L	ERA	G	GS	CG	SHO	SV	IP	H	R	ER	HR	HB	BB	SO	WP	BK	AVG
2017	Williamsport	2-0	0.90	5	0	0	0	0	10.0	5	1	1	0	0	2	13	0	0	.143
2018	Clearwater	4-4	3.77	12	12	1	0	0	71.2	57	31	30	6	2	14	68	7	0	.213
	Reading	1-4	4.91	11	11	0	0	0	58.2	55	32	32	10	3	19	64	2	0	.241
2019	GCL Phillies-W	0-0	0.00	2	2	0	0	0	5.0	1	0	0	0	0	10	0	0	0	.063
	GCL Phillies-E	0-1	11.57	1	1	0	0	0	2.1	6	3	3	0	3	0	2	0	0	.462
	GCL Combined	0-1	3.68	3	2	0	0	0	7.1	7	3	3	0	3	0	12	0	0	.241
	Clearwater	1-0	1.00	2	1	0	0	0	9.0	4	1	1	1	1	1	10	0	0	.133
	Reading	3-1	2.25	7	7	0	0	0	40.0	35	12	10	2	0	10	36	1	1	.240
<b>Minors Totals</b>		<b>11-10</b>	<b>3.52</b>	<b>40</b>	<b>34</b>	<b>1</b>	<b>0</b>	<b>0</b>	<b>196.2</b>	<b>163</b>	<b>80</b>	<b>77</b>	<b>19</b>	<b>9</b>	<b>46</b>	<b>203</b>	<b>10</b>	<b>1</b>	<b>.222</b>

**SEGOVIA, EDUAR**... RHP... B-T: R-R... HT: 6-0; WT: 180... BORN: January 10, 2001, Valencia, VZ... RESIDES: Cabimas, VZ... HOW OBTAINED: Signed by Phillies as an amateur free agent, 5/11/18... SIGNED BY: Rómulo Oliveros.

2019: Spent season with Gulf Coast League Phillies West (R)... Held RHH to a .083 AVG (5-62)... 2018: Began professional career with Dominican Summer League Phillies White (R)... Recorded at least 1 SO in each of his 10 relief appearances.

YEAR	CLUB	W-L	ERA	G	GS	CG	SHO	SV	IP	H	R	ER	HR	HB	BB	SO	WP	BK	AVG
2018	DSL Phillies-W	1-2	0.59	10	0	0	0	5	15.1	6	3	1	0	2	10	18	3	0	.118
2019	GCL Phillies-W	1-2	2.43	10	9	0	0	0	29.2	15	11	8	0	3	10	39	1	3	.150
<b>Minors Totals</b>		<b>2-4</b>	<b>1.80</b>	<b>20</b>	<b>9</b>	<b>0</b>	<b>0</b>	<b>5</b>	<b>45.0</b>	<b>21</b>	<b>14</b>	<b>9</b>	<b>0</b>	<b>5</b>	<b>20</b>	<b>57</b>	<b>4</b>	<b>3</b>	<b>.139</b>

**SEVILLA, JEHISBERT AARON**... INF... B-T: R-R... HT: 5-11; WT: 149... BORN: March 21, 2003, Maracay, VZ... RESIDES: Maracay... HOW OBTAINED: Signed by Phillies as an amateur free agent, 7/2/19... SIGNED BY: Rafael Álvarez and William Mota.

**SILVA, BRAHIAN JEAN CARLOS**... C... B-T: R-R... HT: 5-11; WT: 170... BORN: December 30, 2002, Puerto Cabello, VZ... RESIDES: Puerto Cabello... HOW OBTAINED: Signed by Phillies as an amateur free agent, 7/2/19... SIGNED BY: Rafael Álvarez and Romulo Oliveros.

**SILVA, MANUEL... LHP... B-T: L-L... HT: 6-2; WT: 157... BORN:** December 18, 1998, Sabana Grande de Palenque, DR... **RESIDES:** Sabana Grande de Palenque... **HOW OBTAINED:** Signed by Phillies as an amateur free agent, 7/7/15... **SIGNED BY:** Carlos Salas.

**2019:** Spent season with Lakewood (A)... After allowing 17 ER in his first 18.2 IP (8.20 ERA), allowed only 19 ER in his final 71.0 IP (2.41 ERA)... Surrendered only 0.30 HR/9.0 IP and did not allow a HR to a LHH... Had a 1.85 ERA (8 ER, 39.0 IP) in relief... **2018:** Finished 4th in the New York-Penn League in ERA... Spent entire season with Williamsport (A)... Limited RHH to a .214 AVG (30-140)... Held opponents to a .164 AVG (9-55) with RISP... Participated in Florida Instructional League... **2017:** Spent entire season with Gulf Coast League Phillies (R)... Selected as a GCL All-Star... Was T-1st in the GCL in wins... Went 4-0 with a 0.69 ERA (2 ER, 26.0 IP) over his last 5 starts of season... Held opponents to a .175 AVG (7-40) with RISP... Participated in FIL... **2016:** Began pro career with Dominican Summer League Phillies-1 (R)... Posted a 2.53 ERA (15 ER, 53.1 IP) as a starter... Participated in FIL... **2015:** Participated in FIL.

YEAR	CLUB	W-L	ERA	G	GS	CG	SHO	SV	IP	H	R	ER	HR	HB	BB	SO	WP	BK	AVG
2016	DSL Phillies-1	2-4	2.78	12	10	0	0	0	58.1	48	23	18	3	1	16	33	7	2	.230
2017	GCL Phillies	#6-0	2.60	9	9	0	0	0	45.0	42	17	13	2	3	14	30	1	1	.261
2018	Williamsport	2-5	2.60	13	12	0	0	0	62.1	54	22	18	4	3	27	60	7	2	.236
2019	Lakewood	6-6	3.61	23	12	0	0	1	89.2	65	39	36	3	7	35	79	6	0	.206
<b>Minors Totals</b>		<b>16-15</b>	<b>3.00</b>	<b>57</b>	<b>43</b>	<b>0</b>	<b>0</b>	<b>1</b>	<b>255.1</b>	<b>209</b>	<b>101</b>	<b>85</b>	<b>12</b>	<b>14</b>	<b>92</b>	<b>202</b>	<b>21</b>	<b>5</b>	<b>.228</b>

# Tied for league lead

**SIMMONS, KENDALL LOGAN... INF... B-T: R-R... HT: 6-2; WT: 180... BORN:** April 11, 2000, Macon, GA... **RESIDES:** Macon... **HOW OBTAINED:** Selected by Phillies in 6th round of June 2018 draft... **SIGNED BY:** Aaron Jersild... **EDUCATION:** 2018 graduate of Tattnall Square Academy (GA).

**2019:** Spent season with Williamsport (A)... Named a New York-Penn League All-Star and started the ASG at 2nd base... Led the NYPL in SLG, was T-2nd in HR and 5th in OPS... Selected as Phillies Minor League Hitter of the Month for August... Twice named Phillies Minor League Player of the Week: 8/5-11 and 8/12-18... Slashed .278/.398/.646 with 7 HR in August... Homered 6 times in 9 games, 7/27-8/7... Participated in Florida Instructional League... **2018:** Began professional career with Gulf Coast League Phillies East (R)... Made 31 starts at SS... Slugged his first 2 pro home runs in back-to-back games of a doubleheader, 8/9 against the GCL Tigers West... Participated in FIL.

YEAR	CLUB	AVG	G	AB	R	H	2B	3B	HR	RBI	SH	SF	HP	BB	SO	SB	CS	OBP	SLG	OPS	E
2018	GCL Phillies-E	.232	32	95	21	22	7	0	3	11	0	1	8	9	30	2	4	.345	.400	.745	9
2019	Williamsport	.234	51	171	31	40	7	3	12	34	1	5	8	20	54	5	6	.333	*.520	.854	7
<b>Minors Totals</b>		<b>.233</b>	<b>83</b>	<b>266</b>	<b>52</b>	<b>62</b>	<b>14</b>	<b>3</b>	<b>15</b>	<b>45</b>	<b>1</b>	<b>6</b>	<b>16</b>	<b>29</b>	<b>84</b>	<b>7</b>	<b>10</b>	<b>.338</b>	<b>.477</b>	<b>.815</b>	<b>16</b>

\* League leader

**SINGER, JEFFREY (Jeff)... LHP... B-T: L-L... HT: 6-0; WT: 200... BORN:** September 13, 1993, Philadelphia, PA... **RESIDES:** Delran, NJ... **HOW OBTAINED:** Signed by Phillies as a non-drafted free agent, 10/15/15... **SIGNED BY:** Rowland George... **EDUCATION:** 2015 graduate of Rutgers University-Camden (NJ).

**2019:** Spent season with Reading (AA)... His 74 SO were T-6th among Eastern League relievers... Posted a 0.99 WHIP... LHH slashed .169/.208/.236 against him... Following the season, pitched for Santurce in the Puerto Rican Winter League... **2018:** Was T-3rd in saves (15) among all Phillies minor league pitchers... Converted all 15 of his save opportunities and combined to hold RHH to a .197 AVG (26-132)... Began season with Clearwater (A)... Was on the IL from 5/3-11 (left triceps strain)... Promoted to Reading, 5/30... Promoted to Lehigh Valley (AAA) on 8/16... Transferred to Reading on 8/25 and promoted to Lehigh Valley on 8/31 for remainder of season... Pitched for Cibao in the Dominican Winter League... **2017:** Began season with Clearwater... Selected as a Florida State League midseason and postseason All-Star... Ranked T-1st in the FSL in saves and 2nd in games finished (33)... Averaged 11.88 SO/9.0 IP with Clearwater... Held LHH to a .188 AVG (9-48) and RHH to a .165 AVG (21-127)... FSL opponents hit .109 (5-46) with RISP against him... Following the All-Star break, posted a 1.13 ERA (2 ER, 16.0 IP) with 26 SO in 13 relief appearances... Promoted to Reading on 7/27 for remainder of season... Across both levels, converted 21 of his 23 save opportunities (91.3%)... **2016:** Began professional career with Williamsport (A)... Promoted to Lakewood (A) on 7/2... Started pro career with a 17.2-inning scoreless streak between Williamsport and Lakewood... With Lakewood, held opponents to a .132 AVG (9-68)... LHH were 0-for-18 against him... 7 of his 9 outings were 2.1 IP or more, and he allowed 1 total ER in those 7 outings combined... Promoted to Clearwater on 8/4 for remainder of season... Pitched for Scottsdale in Arizona Fall League.

YEAR	CLUB	W-L	ERA	G	GS	CG	SHO	SV	IP	H	R	ER	HR	HB	BB	SO	WP	BK	AVG
2016	Williamsport	0-0	0.00	4	0	0	0	0	6.2	2	0	0	0	0	0	9	0	0	.087
	Lakewood	2-0	0.43	9	0	0	0	0	21.0	9	2	1	0	0	6	27	1	0	.132
	Clearwater	0-1	4.97	10	0	0	0	0	12.2	13	7	7	1	0	6	10	1	0	.271
2017	Clearwater	5-2	2.34	37	0	0	0	#19	50.0	30	13	13	4	3	28	66	4	0	.171
	Reading	0-2	5.54	12	0	0	0	2	13.0	11	9	8	1	2	9	12	4	0	.220
2018	Clearwater	0-3	3.86	13	0	0	0	3	16.1	16	11	7	2	0	4	17	0	0	.262
	Reading	1-2	2.70	27	0	0	0	12	33.1	20	11	10	1	3	19	38	1	0	.175
	Lehigh Valley	0-1	19.64	4	1	0	0	0	3.2	5	8	8	1	0	4	0	0	0	.313
2019	Reading	7-0	2.34	42	0	0	0	3	61.2	39	21	16	3	6	22	74	2	1	.180
<b>Minors Totals</b>		<b>15-11</b>	<b>2.89</b>	<b>158</b>	<b>1</b>	<b>0</b>	<b>0</b>	<b>39</b>	<b>218.1</b>	<b>145</b>	<b>82</b>	<b>70</b>	<b>13</b>	<b>14</b>	<b>98</b>	<b>253</b>	<b>13</b>	<b>1</b>	<b>.191</b>

# Tied for league lead

SCOUTING & PLAYER DEV.

**SMITH, JAYLEN A'RYAN MARQUI...** LHP... B-T: L-L... HT: 5-11; WT: 170... BORN: November 5, 1999, Killeen, TX... RESIDES: Copperas Cove, TX... HOW OBTAINED: Selected by Phillies in 29th round of June 2018 draft... SIGNED BY: Will Brunson... EDUCATION: 2018 graduate of Copperas Cove HS (TX).

2019: Spent second pro season with Gulf Coast League Phillies West (R)... Participated in Florida Instructional League... 2018: Began professional career with GCL Phillies West... Participated in FIL.

YEAR	CLUB	W-L	ERA	G	GS	CG	SHO	SV	IP	H	R	ER	HR	HB	BB	SO	WP	BK	AVG
2018	GCL Phillies-W	0-1	7.11	11	0	0	0	0	12.2	17	10	10	0	1	12	7	4	0	.309
2019	GCL Phillies-W	1-1	3.38	15	1	0	0	1	18.2	10	10	7	1	1	17	14	7	1	.161
<b>Minors Totals</b>		<b>1-2</b>	<b>4.88</b>	<b>26</b>	<b>1</b>	<b>0</b>	<b>0</b>	<b>1</b>	<b>31.1</b>	<b>27</b>	<b>20</b>	<b>17</b>	<b>1</b>	<b>2</b>	<b>29</b>	<b>21</b>	<b>11</b>	<b>1</b>	<b>.231</b>

**SORIANO, CHRISTOPHER...** LHP... B-T: L-L... HT: 6-1; WT: 190... BORN: September 17, 2001, Nigua, DR... RESIDES: Nigua... HOW OBTAINED: Signed by Phillies as an amateur free agent, 2/12/19... SIGNED BY: Luis García and Carlos Salas.

2019: Began pro career with Dominican Summer League Phillies Red (R).

YEAR	CLUB	W-L	ERA	G	GS	CG	SHO	SV	IP	H	R	ER	HR	HB	BB	SO	WP	BK	AVG
2019	DSL Phillies-R	1-2	3.50	13	12	0	0	0	46.1	43	26	18	2	7	27	34	7	1	.253

**STEPHEN, JOSHUA MICHAEL (Josh)...** OF... B-T: L-L... HT: 6-0; WT: 185... BORN: September 22, 1997, Los Angeles, CA... RESIDES: Newport Beach, CA... HOW OBTAINED: Selected by Phillies in 11th round of June 2016 draft... SIGNED BY: Demerius Pittman... EDUCATION: 2016 graduate of Mater Dei HS (CA).

2019: Spent entire season with Reading (AA)... Was 2nd in the Eastern League in SLG & OPS, 3rd in XBH (47) and T-4th in doubles & triples... Slashed .292/.361/.510 with 10 HR vs RHP... Named Phillies Minor League Player of the Week, 5/27-6/2... Following the season, played for Scottsdale in Arizona Fall League... 2018: Spent entire season with Lakewood (A)... Made starts at all 3 outfield positions: 78 in LF, 12 in RF and 2 in CF... Batted .302 (42-139) overall in the 6th inning and later... Appeared in 1 postseason game... 2017: Spent entire season with Williamsport (A)... Ranked 4th in the New York-Penn League in games, 5th in AB and T-5th in triples... Batted .345 (19-55) with RISP... Hit .462 (12-26) with RISP and 2 outs... Participated in Florida Instructional League... 2016: Began professional career with Gulf Coast League Phillies (R)... Hit first pro HR and drove in 5 runs, 7/15 vs GCL Yankees... Batted .308 (16-52) with RISP... Participated in FIL.

YEAR	CLUB	AVG	G	AB	R	H	2B	3B	HR	RBI	SH	SF	HP	BB	SO	SB	CS	OBP	SLG	OPS	E
2016	GCL Phillies	.253	44	162	21	41	7	3	2	26	1	0	3	18	39	6	6	.339	.370	.709	4
2017	Williamsport	.247	64	239	23	59	12	5	2	28	1	1	0	12	50	4	3	.282	.364	.646	6
2018	Lakewood	.242	99	314	28	76	17	2	4	35	0	2	2	19	71	4	1	.288	.347	.635	4
2019	Reading	.271	113	362	48	98	29	6	12	47	0	0	1	39	110	7	6	.342	.483	.826	2
<b>Minors Totals</b>		<b>.254</b>	<b>320</b>	<b>1077</b>	<b>120</b>	<b>274</b>	<b>65</b>	<b>16</b>	<b>20</b>	<b>136</b>	<b>2</b>	<b>4</b>	<b>6</b>	<b>88</b>	<b>270</b>	<b>21</b>	<b>16</b>	<b>.313</b>	<b>.400</b>	<b>.713</b>	<b>16</b>

**STEWART, DEVAN JORDAN (D.J.)...** 3B... B-T: R-R... HT: 6-2; WT: 221... BORN: February 2, 1999, St. Louis, MO... RESIDES: St. Louis... HOW OBTAINED: Selected by Phillies in 39th round of June 2017 draft... SIGNED BY: Justin Munson... EDUCATION: 2017 graduate of Westminster Christian Academy (MO).

2019: Spent season with Williamsport (A)... Batted .294 (10-34) with a .375 OBP in August... 2018: Spent entire season with Gulf Coast League Phillies West (R)... Made 31 starts at 3rd base... 2017: Began professional career with GCL Phillies... Slugged first pro HR, 8/3 at GCL Yankees East... Participated in Florida Instructional League.

YEAR	CLUB	AVG	G	AB	R	H	2B	3B	HR	RBI	SH	SF	HP	BB	SO	SB	CS	OBP	SLG	OPS	E
2017	GCL Phillies	.195	16	41	4	8	1	0	1	5	0	0	0	4	12	1	0	.267	.293	.559	4
2018	GCL Phillies-W	.281	36	114	18	32	8	0	0	16	1	1	2	11	31	1	1	.352	.351	.702	8
2019	Williamsport	.264	39	125	11	33	11	1	0	11	0	3	2	10	31	3	4	.321	.368	.689	2
<b>Minors Totals</b>		<b>.261</b>	<b>91</b>	<b>280</b>	<b>33</b>	<b>73</b>	<b>20</b>	<b>1</b>	<b>1</b>	<b>32</b>	<b>1</b>	<b>4</b>	<b>4</b>	<b>25</b>	<b>74</b>	<b>5</b>	<b>5</b>	<b>.326</b>	<b>.350</b>	<b>.676</b>	<b>14</b>

**STOBBE, COLE...** INF... B-T: R-R... HT: 6-2; WT: 194... BORN: August 30, 1997, Omaha, NE... RESIDES: Newberry, FL... HOW OBTAINED: Selected by Phillies in 3rd round of June 2016 draft... SIGNED BY: Brian Kohlscheen... EDUCATION: 2016 graduate of Millard West HS (NE).

2019: Spent season with Lakewood (A)... Was T-8th in the South Atlantic League in HR... Had 2 HR and 5 RBI, 5/30 at Greensboro... 2018: Appeared in 12 games with Lakewood... Was on the IL from 6/15-end of season with a left hamstring strain... Participated in Florida Instructional League... 2017: Spent entire season with Williamsport (A)... Among all Phillies short-season minor leaguers, was T-1st in HR... Finished T-3rd in the New York-Penn League in HR... Homered in each of first 2 games of season, 6/19-20... Collected at least 1 RBI in 6 straight games, 6/25-7/1 (9 total RBI in that span)... Hit .315 (17-54) against LHP... Participated in FIL... 2016: Began professional career with Gulf Coast League Phillies (R)... Hit 4 home runs in a span of 8 games, 8/15-24... Recorded 13 multi-hit games... Participated in FIL.

YEAR	CLUB	AVG	G	AB	R	H	2B	3B	HR	RBI	SH	SF	HP	BB	SO	SB	CS	OBP	SLG	OPS	E
2016	GCL Phillies	.270	44	148	23	40	8	0	4	13	2	2	2	14	30	3	6	.337	.405	.742	11
2017	Williamsport	.203	55	197	28	40	8	1	8	22	0	0	4	17	67	2	3	.280	.376	.656	11
2018	Lakewood	.209	12	43	5	9	3	0	1	7	0	0	0	3	15	0	0	.261	.349	.610	1
2019	Lakewood	.213	108	352	50	75	19	3	15	34	2	0	5	38	158	10	7	.299	.412	.711	20
<b>Minors Totals</b>		<b>.222</b>	<b>219</b>	<b>740</b>	<b>106</b>	<b>164</b>	<b>38</b>	<b>4</b>	<b>28</b>	<b>76</b>	<b>4</b>	<b>2</b>	<b>11</b>	<b>72</b>	<b>270</b>	<b>15</b>	<b>16</b>	<b>.299</b>	<b>.397</b>	<b>.697</b>	<b>43</b>

**STOKES, MADISON COURTNEY**... INF... B-T: R-R... HT: 6-2; WT: 200... BORN: April 25, 1996, Columbia, SC... RESIDES: Columbia... **HOW OBTAINED:** Selected by Phillies in 10th round of June 2018 draft... **SIGNED BY:** Aaron Jersild... **EDUCATION:** 2018 graduate of University of South Carolina... **MISC:** Selected by NYY in 40th round of June 2014 draft, but did not sign.

**2019:** Spent season with Clearwater (A)... Batted .298 (25-84) with 11 XBH in April... Slashed .290/.317/.510 against LHP... Had 26 multi-hit games... **2018:** Made professional debut with Gulf Coast League Phillies West (R)... Appeared in 5 games with GCL Phillies East before being promoted to Williamsport (A) on 7/11... Reached base safely in 21 of his 22 games with Williamsport... Promoted to Lakewood (A), 8/3, for remainder of season... Combined to hit .299 (58-194) with an .805 OPS... Defensively, made starts at 1st base (44) and 3rd base (7)... Participated in Florida Instructional League.

YEAR	CLUB	AVG	G	AB	R	H	2B	3B	HR	RBI	SH	SF	HP	BB	SO	SB	CS	OBP	SLG	OPS	E	
2018	GCL Phillies-W	.000	1	1	1	0	0	0	0	0	0	0	0	0	0	0	0	0	.500	.000	.500	0
	GCL Phillies-E	.375	5	16	4	6	2	1	0	3	0	0	0	1	2	0	0	.412	.625	1.037	0	
	Williamsport	.338	22	77	16	26	8	1	1	11	0	0	1	15	16	1	1	.452	.506	.958	1	
	Lakewood	.260	27	100	12	26	4	1	1	11	0	1	4	23	0	0	0	.292	.350	.642	4	
2019	Clearwater	.242	110	418	38	101	21	2	10	42	1	2	6	21	108	0	4	.286	.373	.660	10	
<b>Minors Totals</b>		<b>.260</b>	<b>165</b>	<b>612</b>	<b>71</b>	<b>159</b>	<b>35</b>	<b>5</b>	<b>12</b>	<b>67</b>	<b>1</b>	<b>3</b>	<b>9</b>	<b>41</b>	<b>149</b>	<b>1</b>	<b>5</b>	<b>.314</b>	<b>.392</b>	<b>.706</b>	<b>15</b>	

**STOTT, BRYSON JEREMY**... SS... B-T: L-R... HT: 6-2; WT: 195... BORN: October 6, 1997, Las Vegas, NV... RESIDES: Las Vegas... **HOW OBTAINED:** Selected by Phillies in 1st round (14th overall) of June 2019 draft... **SIGNED BY:** Mike Garcia... **EDUCATION:** Attended University of Nevada, Las Vegas and Desert Oasis HS (NV)... Was a semifinalist for the 2019 Golden Spikes Award and a finalist for the Brooks Wallace Award for the nation's top collegiate shortstop.

**2019:** Began pro career with Gulf Coast League Phillies East (R) and was promoted to Williamsport (A) on 7/14... Named a New York-Penn League All-Star... Selected as Phillies Minor League Defender of the Month for July... Named Phillies Minor League Player of the Week, 7/8-14 and 8/5-11... Slashed .324/.405/.490 in 28 August games... Participated in Florida Instructional League... Following the season, was named the 3rd-best prospect in the Phillies system by *Baseball America*.

YEAR	CLUB	AVG	G	AB	R	H	2B	3B	HR	RBI	SH	SF	HP	BB	SO	SB	CS	OBP	SLG	OPS	E
2019	GCL Phillies-E	.667	4	9	3	6	1	1	1	3	0	0	0	2	0	0	0	.727	1.333	2.061	0
	Williamsport	.274	44	157	27	43	8	2	5	24	1	0	2	22	39	5	3	.370	.446	.816	3
<b>Minors Totals</b>		<b>.295</b>	<b>48</b>	<b>166</b>	<b>30</b>	<b>49</b>	<b>9</b>	<b>3</b>	<b>6</b>	<b>27</b>	<b>1</b>	<b>0</b>	<b>2</b>	<b>24</b>	<b>39</b>	<b>5</b>	<b>3</b>	<b>.391</b>	<b>.494</b>	<b>.885</b>	<b>3</b>

**STOVALL, HUNTER GRANT**... INF... B-T: R-R... HT: 5-8; WT: 170... BORN: September 5, 1996, Birmingham, AL... RESIDES: Pelham, AL... **HOW OBTAINED:** Acquired from COL for LHP James Pazos, 4/26/19; originally selected by COL in 21st round of June 2018 draft... **EDUCATION:** Attended Mississippi State University and Pelham HS (AL).

**2019:** Began season with Asheville (A) in COL's organization... Traded to PHI on 4/26 and assigned to Lakewood (A)... Named Phillies Minor League Player of the Week, 8/19-25... **2018:** Began pro career with Grand Junction (R)... Was 3rd in the Pioneer League in SLG and 3B and 8th in HR... Hit a HR in each of his first 2 pro at-bats, 7/7 vs Ogden.

YEAR	CLUB	AVG	G	AB	R	H	2B	3B	HR	RBI	SH	SF	HP	BB	SO	SB	CS	OBP	SLG	OPS	E
2018	Grand Junction	.296	49	199	38	59	16	6	10	41	1	6	2	8	22	3	7	.321	.588	.909	5
2019	Asheville	.281	18	57	9	16	7	1	0	2	0	0	1	12	12	1	3	.414	.439	.853	1
	Lakewood	.232	71	228	24	53	8	3	1	23	2	4	4	22	32	7	4	.306	.307	.613	3
<b>Minors Totals</b>		<b>.264</b>	<b>138</b>	<b>484</b>	<b>71</b>	<b>128</b>	<b>31</b>	<b>10</b>	<b>11</b>	<b>66</b>	<b>3</b>	<b>10</b>	<b>7</b>	<b>42</b>	<b>66</b>	<b>11</b>	<b>14</b>	<b>.326</b>	<b>.438</b>	<b>.764</b>	<b>9</b>

**SUTERA, THOMAS (Tom)**... RHP... B-T: L-R... HT: 6-5; WT: 175... BORN: May 29, 1997, Waterford, CT... RESIDES: Waterford... **HOW OBTAINED:** Signed by Phillies as a non-drafted free agent, 7/26/18... **SIGNED BY:** Tom Burns... **EDUCATION:** Attended Siena College (NY).

**2019:** Began season with Williamsport (A)... Averaged 11.41 SO/9.0 IP (30 SO, 23.2 IP) and walked only 1 batter with Williamsport... Promoted to Lakewood (A) on 7/27 for remainder of season... **2018:** Began professional career with Gulf Coast League Phillies West (R).

YEAR	CLUB	W-L	ERA	G	GS	CG	SHO	SV	IP	H	R	ER	HR	HB	BB	SO	WP	BK	AVG
2018	GCL Phillies-W	0-0	1.35	5	0	0	0	1	6.2	6	3	1	0	0	1	8	0	0	.222
2019	Williamsport	1-3	1.90	7	3	0	0	0	23.2	22	8	5	1	0	1	30	0	0	.244
	Lakewood	1-3	4.26	7	3	0	0	0	25.1	25	13	12	0	1	9	24	1	2	.266
<b>Minors Totals</b>		<b>2-6</b>	<b>2.91</b>	<b>19</b>	<b>6</b>	<b>0</b>	<b>0</b>	<b>1</b>	<b>55.2</b>	<b>53</b>	<b>24</b>	<b>18</b>	<b>1</b>	<b>1</b>	<b>11</b>	<b>62</b>	<b>1</b>	<b>2</b>	<b>.251</b>

**TATUM, MCCARTHY JOSEPH**... 3B... B-T: R-R... HT: 6-5; WT: 210... BORN: May 15, 1996, Clovis, CA... RESIDES: Clovis... **HOW OBTAINED:** Selected by Phillies in 10th round of June 2019 draft... **SIGNED BY:** Chris Duffy... **EDUCATION:** 2019 graduate of Fresno State University (CA)... Attended San Joaquin Delta College (CA) and Clovis HS (CA)... **MISC:** Originally selected by MIN in 20th round of June 2014 draft, but did not sign.

**2019:** Began pro career with Williamsport (A)... Promoted to Lakewood (A) on 7/10 for remainder of the season... Participated in Florida Instructional League.

YEAR	CLUB	AVG	G	AB	R	H	2B	3B	HR	RBI	SH	SF	HP	BB	SO	SB	CS	OBP	SLG	OPS	E
2019	Williamsport	.326	14	46	6	15	3	1	0	5	0	0	2	5	12	3	3	.415	.435	.850	3
	Lakewood	.233	43	159	15	37	10	1	2	15	0	1	0	16	52	3	2	.301	.346	.647	5
<b>Minors Totals</b>		<b>.254</b>	<b>57</b>	<b>205</b>	<b>21</b>	<b>52</b>	<b>13</b>	<b>2</b>	<b>2</b>	<b>20</b>	<b>0</b>	<b>1</b>	<b>2</b>	<b>21</b>	<b>64</b>	<b>6</b>	<b>5</b>	<b>.328</b>	<b>.366</b>	<b>.693</b>	<b>8</b>

**TAYLOR-WINGROVE, RIXON JAMES... 1B... B-T: L-R... HT: 6-5; WT: 230... BORN:** May 23, 2000, Newcastle, Australia... **RESIDES:** Newcastle... **HOW OBTAINED:** Signed by Phillies as an amateur free agent, 4/19/18... **SIGNED BY:** Howard Norsetter. **2019:** Spent season with Gulf Coast League Phillies West (R)... Named a GCL All-Star... Led the league in at-bats & doubles, was 2nd in hits, XBH (24) & total bases (89), T-2nd in games, 6th in SLG, T-9th in HR and 10th in AVG & OPS... Slashed .328/.381/.537 vs RHP... Selected as Phillies Minor League Player of the Week, 7/29-8/4... Participated in Florida Instructional League... Following the season, played for Adelaide in the Australian Baseball League... **2018:** Appeared in 23 games for GCL Phillies West... Participated in FIL... Following the season, played for Sydney in the ABL... **2017:** Appeared in 6 games for Sydney in the ABL.

YEAR	CLUB	AVG	G	AB	R	H	2B	3B	HR	RBI	SH	SF	HP	BB	SO	SB	CS	OBP	SLG	OPS	E
2018	GCL Phillies-W	.241	23	79	12	19	5	0	1	8	0	0	0	8	22	1	1	.310	.342	.652	3
2019	GCL Phillies-W	.298	48	*178	28	53	*17	2	5	37	0	2	1	22	38	0	2	.374	.500	.874	8
<b>Minors Totals</b>		<b>.280</b>	<b>71</b>	<b>257</b>	<b>40</b>	<b>72</b>	<b>22</b>	<b>2</b>	<b>6</b>	<b>45</b>	<b>0</b>	<b>2</b>	<b>1</b>	<b>30</b>	<b>60</b>	<b>1</b>	<b>3</b>	<b>.355</b>	<b>.451</b>	<b>.807</b>	<b>11</b>

\* League leader

**TEJADA, JUNIOR MANUEL... LHP... B-T: L-L... HT: 6-1; WT: 170... BORN:** May 23, 1997, San Francisco de Macoris, DR... **RESIDES:** San Pedro de Macoris, DR... **HOW OBTAINED:** Signed by Phillies as an amateur free agent, 7/2/16... **SIGNED BY:** Carlos Salas.

**2019:** Spent season with Williamsport (A)... Averaged 10.02 SO/9.0 IP (49 SO, 44.0 IP)... Posted a 2.41 ERA (5 ER, 18.2 IP) in 5 July appearances (4 GS)... **2018:** Began season with Gulf Coast League Phillies East (R)... Transferred to GCL Phillies West on 8/1 for remainder of season... Combined to post a 3.00 ERA (7 ER, 21.0 IP)... **2017:** Spent entire season with Dominican Summer League Phillies Red (R)... Earned first professional win, 8/10 vs DSL Rockies... **2016:** Began pro career with DSL Phillies-2... Was on restricted list, 7/2-8/3.

YEAR	CLUB	W-L	ERA	G	GS	CG	SHO	SV	IP	H	R	ER	HR	HB	BB	SO	WP	BK	AVG
2016	DSL Phillies-2	0-0	6.00	3	0	0	0	0	3.0	3	2	2	0	0	2	4	0	0	.333
2017	DSL Phillies-R	1-2	3.51	8	4	0	0	0	25.2	33	17	10	0	0	4	15	4	0	.308
2018	GCL Phillies-E	2-0	5.06	8	0	0	0	0	10.2	21	15	6	1	1	10	8	2	0	.389
	GCL Phillies-W	1-0	0.87	5	0	0	0	0	10.1	3	2	1	1	0	4	8	0	0	.088
	GCL Combined	3-0	3.00	13	0	0	0	0	21.0	24	17	7	2	1	14	16	2	0	.273
2019	Williamsport	2-2	4.30	14	7	0	0	0	44.0	43	22	21	5	1	15	49	4	1	.249
<b>Minors Totals</b>		<b>6-4</b>	<b>3.84</b>	<b>38</b>	<b>11</b>	<b>0</b>	<b>0</b>	<b>0</b>	<b>93.2</b>	<b>103</b>	<b>58</b>	<b>40</b>	<b>7</b>	<b>2</b>	<b>35</b>	<b>84</b>	<b>10</b>	<b>1</b>	<b>.273</b>

**TEJEDA, MIGUEL ANGEL... OF... B-T: R-R... HT: 6-1; WT: 190... BORN:** December 17, 2001, Peravia, DR... **RESIDES:** Peravia... **HOW OBTAINED:** Signed by Phillies as an amateur free agent, 3/2/19... **PERSONAL:** Is the son of former MVP and 6-time All-Star Miguel Tejada.

**2019:** Began pro career with Dominican Summer League Phillies Red (R).

YEAR	CLUB	AVG	G	AB	R	H	2B	3B	HR	RBI	SH	SF	HP	BB	SO	SB	CS	OBP	SLG	OPS	E
2019	DSL Phillies-R	.156	46	141	13	22	8	1	1	11	1	0	6	14	43	5	4	.261	.248	.509	4

**TIRADO, GABRIEL... OF... B-T: L-R... HT: 5-11; WT: 160... BORN:** September 6, 2002, Maracay, VZ... **RESIDES:** Maracay... **HOW OBTAINED:** Signed by Phillies as an amateur free agent, 12/5/19... **SIGNED BY:** Jesús Méndez and Ebert Velásquez.

**TOLS, JOSHUA PETER (Josh)... LHP... B-T: L-L... HT: 5-7; WT: 185... BORN:** October 6, 1989, Adelaide, South Australia, Australia... **RESIDES:** Adelaide... **HOW OBTAINED:** Signed by Phillies as a minor league free agent, 2/9/18... **SIGNED BY:** Howard Norsetter and Derrick Chung... **EDUCATION:** 2014 graduate of Rockhurst University (MO)... **MISC:** Appeared on Team Australia's roster in the 2017 World Baseball Classic, but did not pitch.

**2019:** Spent majority of the season with Lehigh Valley (AAA)... Was on the IL four times: 4/4-5/24 (right oblique strain), 6/27-7/3 (left foot contusion), 8/1-10 (right ankle contusion) and 8/12-18 (left calf strain)... Transferred to Reading (AA) on 7/4 and promoted back to Lehigh Valley on 7/15... Posted a 3.57 ERA (7 ER, 17.2 IP) in his final 13 appearances... **2018:** Began season with Clearwater (A)... Promoted to Reading on 6/18 for remainder of season... Combined to post a 0.87 WHIP, 2.74 ERA and averaged 11.60 SO/9.0 IP... Allowed just 3.16 H/9.0 IP... Overall, limited LHH to a .091 AVG (6-66) with 1 XBH... Pitched for Aragua in the Venezuelan Winter League... **2017:** Appeared in 11 games (7 GS) for Melbourne of the Australian Baseball League... Averaged 12.82 SO/9.0 IP... **2016:** Pitched for Kansas City of the independent American Association... Also pitched for Melbourne in 2016-17, holding opponents to a .147 AVG and posting a 0.91 ERA... **2015:** Appeared in 29 games (2 GS) for Kansas City of the independent American Association... Also pitched for Adelaide during the ABL's 2015-16 season... **2014:** Pitched for Trinidad in the independent Pecos League... Went 9-2 with a 2.38 ERA in 22 relief appearances for Adelaide (ABL) in 2014-15, holding opposing hitters to a .216 AVG... **2011-13:** Did not pitch professionally... **2010:** Made his professional debut with Adelaide.

YEAR	CLUB	W-L	ERA	G	GS	CG	SHO	SV	IP	H	R	ER	HR	HB	BB	SO	WP	BK	AVG	
2014	Trinidad (Ind.)	5-0	3.28	12	9	0	0	0	60.1	55	29	22	4	2	25	61	3	0	---	
2015	Kansas City (Ind.)	2-0	4.55	29	2	0	0	0	55.1	58	36	28	1	4	26	49	6	0	---	
2016	Kansas City (Ind.)	5-4	4.18	27	3	0	0	0	60.1	50	29	28	4	3	30	60	6	2	---	
2017	Did not pitch																			
2018	Clearwater	1-0	0.93	4	1	0	0	0	9.2	2	1	1	0	1	4	13	1	1	.069	
	Reading	1-1	3.27	23	1	0	0	1	33.0	13	12	12	3	3	18	42	4	0	.121	
2019	Lehigh Valley	1-1	5.73	24	0	0	0	0	33.0	33	29	21	5	2	25	35	2	0	.252	
	Reading	0-0	0.00	2	0	0	0	0	4.0	3	0	0	0	0	1	4	0	0	.200	
<b>Minors Totals</b>		<b>3-2</b>	<b>3.84</b>	<b>53</b>	<b>2</b>	<b>0</b>	<b>0</b>	<b>1</b>	<b>79.2</b>	<b>51</b>	<b>42</b>	<b>34</b>	<b>8</b>	<b>6</b>	<b>48</b>	<b>94</b>	<b>7</b>	<b>1</b>	<b>.181</b>	



**TORRES, ALBERTO NICOLÁS... LHP... B-T: L-L... HT: 6-0; WT: 155... BORN:** April 28, 2001, Turbaco, Colombia...  
**RESIDES:** Turbaco... **HOW OBTAINED:** Signed by Phillies as an amateur free agent, 7/2/17... **SIGNED BY:** Rómulo Oliveros.

**2019:** Spent second season with Dominican Summer League Phillies White (R)... **2018:** Made professional debut with DSL Phillies White.

YEAR	CLUB	W-L	ERA	G	GS	CG	SHO	SV	IP	H	R	ER	HR	HB	BB	SO	WP	BK	AVG
2018	DSL Phillies-W	1-0	2.45	2	0	0	0	0	3.2	2	1	1	0	0	3	4	1	0	.167
2019	DSL Phillies-W	0-0	12.00	3	0	0	0	0	3.0	2	5	4	0	1	6	5	0	0	.167
<b>Minors Totals</b>		<b>1-0</b>	<b>6.75</b>	<b>5</b>	<b>0</b>	<b>0</b>	<b>0</b>	<b>0</b>	<b>6.2</b>	<b>4</b>	<b>6</b>	<b>5</b>	<b>0</b>	<b>1</b>	<b>9</b>	<b>9</b>	<b>1</b>	<b>0</b>	<b>.167</b>

**TORRES, NICOLÁS GABRIEL... 2B... B-T: R-R... HT: 5-10; WT: 155... BORN:** September 23, 1999, Puerto Cabello, VZ...  
**RESIDES:** Puerto Cabello... **HOW OBTAINED:** Signed by Phillies as an amateur free agent, 7/2/16... **SIGNED BY:** Jesús Méndez.

**2019:** Spent season with Williamsport (A)... After batting .138 (4-29) in his first 9 games, batted .289 (35-121) over his final 38 contests... Played defensively at 2nd base, 3rd base, SS and LF... Participated in Florida Instructional League... **2018:** Named a Gulf Coast League All-Star... Spent entire season with GCL Phillies East (R)... Hit safely in 11 of his first 13 games (.447 AVG)... Batted .318 (14-44) with RISP... Posted a .977 fielding percentage (3 errors in 132 total chances) in 36 games at 2nd base... Participated in FIL... **2017:** Among all Phillies short-season minor leaguers, was 1st in hits and T-1st in AVG & games... Began professional career with Dominican Summer League Phillies White (R)... Finished T-2nd in the DSL in games, 3rd in hits and T-8th in AVG... Had three 4-hit games... Batted .391 (27-69) with a .926 OPS over 21 games in August... Hit .342 (26-76) with RISP... **2016:** Participated in FIL.

YEAR	CLUB	AVG	G	AB	R	H	2B	3B	HR	RBI	SH	SF	HP	BB	SO	SB	CS	OBP	SLG	OPS	E
2017	DSL Phillies-W	.333	69	240	40	80	13	4	0	28	8	1	9	11	31	11	7	.383	.421	.804	9
2018	GCL Phillies-E	.302	39	139	19	42	8	1	1	19	4	0	0	8	27	7	1	.340	.396	.736	3
2019	Williamsport	.260	47	150	21	39	4	0	0	10	2	0	1	13	36	8	2	.323	.287	.610	10
<b>Minors Totals</b>		<b>.304</b>	<b>155</b>	<b>529</b>	<b>80</b>	<b>161</b>	<b>25</b>	<b>5</b>	<b>1</b>	<b>57</b>	<b>14</b>	<b>1</b>	<b>10</b>	<b>32</b>	<b>94</b>	<b>26</b>	<b>10</b>	<b>.355</b>	<b>.376</b>	<b>.731</b>	<b>22</b>

**TORRES, SANTIAGO... OF... B-T: R-R... HT: 6-1; WT: 160... BORN:** September 20, 2002, Barquisimeto, VZ... **RESIDES:** Barquisimeto... **HOW OBTAINED:** Signed by Phillies as an amateur free agent, 7/2/19... **SIGNED BY:** Rafael Álvarez and Franklin Rojas.

**TORTOLERO, JOSÉ RAFAEL... SS... B-T: R-R... HT: 5-11; WT: 154... BORN:** December 31, 1999, Caracas, VZ... **RESIDES:** Barquisimeto, VZ... **HOW OBTAINED:** Signed by Phillies as an amateur free agent, 7/2/16... **SIGNED BY:** Jesús Méndez.

**2019:** Spent season with Gulf Coast League Phillies East (R)... Participated in Florida Instructional League... **2018:** Missed the season (right knee surgery)... **2017:** Began professional career with Dominican Summer League Phillies White (R)... Slugged first pro HR, 6/9 at DSL Brewers... **2016:** Participated in FIL.

YEAR	CLUB	AVG	G	AB	R	H	2B	3B	HR	RBI	SH	SF	HP	BB	SO	SB	CS	OBP	SLG	OPS	E
2017	DSL Phillies-W	.206	67	218	28	45	10	3	1	20	2	1	5	21	40	12	7	.290	.294	.583	20
2018	Injured - Did not play																				
2019	GCL Phillies-E	.214	30	103	16	22	3	1	2	15	1	4	1	4	20	3	1	.241	.320	.561	4
<b>Minors Totals</b>		<b>.209</b>	<b>97</b>	<b>321</b>	<b>44</b>	<b>67</b>	<b>13</b>	<b>4</b>	<b>3</b>	<b>35</b>	<b>3</b>	<b>5</b>	<b>6</b>	<b>25</b>	<b>60</b>	<b>15</b>	<b>8</b>	<b>.275</b>	<b>.302</b>	<b>.577</b>	<b>24</b>

**TREJO, YERWIN DARÍO... OF... B-T: R-R... HT: 6-0; WT: 170... BORN:** January 3, 1997, Sucre, VZ... **RESIDES:** Caja Seca, VZ... **HOW OBTAINED:** Signed by Phillies as an amateur free agent, 4/21/16... **SIGNED BY:** Jesús Méndez.

**2019:** Spent entire season with Lakewood (A)... Ranked 10th in the South Atlantic League in steals and was successful in 83.3% of his attempts (25 of 30)... **2018:** Was 1st in the Gulf Coast League in games & runs scored, T-1st in SB, 2nd in AB and 3rd in hits... Among GCL outfielders, ranked 1st in total chances (128) & putouts (123) and T-1st in games (50)... Posted the 2nd-longest on-base streak in the GCL, reaching base safely in 30 consecutive games (.383 OBP) from 7/11-8/20... Spent entire season with GCL Phillies West (R)... Participated in Florida Instructional League... **2017:** Spent entire season with Dominican Summer League Phillies White (R)... Recorded 7 outfield assists... Hit .376 (35-93) in 30 road games compared to .173 (17-98) in 29 home games... Batted .293 (17-58) over 19 June games... **2016:** Began professional career with DSL Phillies-2... Was T-10th in the DSL in runs... Scored at least 1 run in 12 straight games, 7/23-8/5.

YEAR	CLUB	AVG	G	AB	R	H	2B	3B	HR	RBI	SH	SF	HP	BB	SO	SB	CS	OBP	SLG	OPS	E
2016	DSL Phillies-2	.257	64	237	45	61	13	2	1	16	3	2	9	34	29	21	8	.369	.342	.711	4
2017	DSL Phillies-W	.272	59	191	29	52	6	3	1	20	2	1	7	27	28	21	4	.381	.351	.732	4
2018	GCL Phillies-W	.301	*52	196	*40	59	6	1	0	20	3	1	6	23	31	#23	*9	.389	.342	.731	1
2019	Lakewood	.252	73	222	27	56	5	1	1	14	2	2	0	15	58	25	5	.297	.297	.594	2
<b>Minors Totals</b>		<b>.270</b>	<b>248</b>	<b>846</b>	<b>141</b>	<b>228</b>	<b>30</b>	<b>7</b>	<b>3</b>	<b>70</b>	<b>10</b>	<b>6</b>	<b>22</b>	<b>99</b>	<b>146</b>	<b>90</b>	<b>26</b>	<b>.359</b>	<b>.332</b>	<b>.691</b>	<b>11</b>

\* League leader  
 # Tied for league lead

**TROYA, GILMAEL ALBERTO...** RHP... B-T: R-R... HT: 6-0; WT: 196... BORN: April 4, 1997, Valencia, VZ... RESIDES: Valencia... HOW OBTAINED: Selected by Phillies in triple-A phase (round 1) of 2018 Rule 5 draft, 12/13/18; originally signed by NYY as an amateur free agent, 7/2/14.

**2019:** Spent season with Lakewood (A)... Was T-9th in the South Atlantic League in appearances... Held RHH to a .168 AVG (19-113) with 0 HR and a .221 SLG... Posted a 2.18 ERA (11 ER, 45.1 IP) from May to the end of the season... **2018:** Spent second straight season with Pulaski (R)... Among qualifying Appalachian League relievers, ranked 2nd in SO/9.0 IP (12.80), 3rd in OPP AVG (.180) and 4th in fewest base runners/9.0 IP (10.01)... Held RHH to a .160 AVG (13-81) and .259 SLG... With RISP, limited opponents to a .125 AVG (4-32) and 1 XBH... **2017:** Spent entire season with Pulaski... Named Appalachian League Pitcher of the Week, 7/3-9... **2016:** Spent entire season with Gulf Coast League Yankees West (R)... **2015:** Made professional debut with Dominican Summer League Yankees-1 (R)... Finished the season with GCL Yankees-2.

YEAR	CLUB	W-L	ERA	G	GS	CG	SHO	SV	IP	H	R	ER	HR	HB	BB	SO	WP	BK	AVG
2015	DSL Yankees-1	3-0	1.13	5	5	0	0	0	24.0	17	6	3	0	3	8	28	3	0	.195
	GCL Yankees-2	1-3	2.25	9	7	0	0	0	36.0	21	12	9	2	3	14	39	3	2	.165
2016	GCL Yankees-W	1-5	3.78	12	10	0	0	0	50.0	49	34	21	6	7	11	39	6	1	.249
2017	Pulaski	4-2	4.22	12	11	0	0	0	53.1	41	31	25	8	1	23	54	1	1	.211
2018	Pulaski	2-0	1.63	15	0	0	0	2	38.2	25	8	7	1	0	18	55	5	0	.180
2019	Lakewood	5-0	2.56	37	0	0	0	2	52.2	37	16	15	3	2	25	52	7	0	.199
<b>Minors Totals</b>		<b>16-10</b>	<b>2.83</b>	<b>90</b>	<b>33</b>	<b>0</b>	<b>0</b>	<b>4</b>	<b>254.2</b>	<b>190</b>	<b>107</b>	<b>80</b>	<b>20</b>	<b>16</b>	<b>99</b>	<b>267</b>	<b>25</b>	<b>4</b>	<b>.204</b>

**ULLOA, JOSE...** RHP... B-T: R-R... HT: 6-2; WT: 200... BORN: May 6, 1999, Santiago, DR... RESIDES: Miami, FL... HOW OBTAINED: Selected by Phillies in 24th round of June 2019 draft... SIGNED BY: Luis Raffan... EDUCATION: Attended ASA College Miami.

**2019:** Began pro career with Gulf Coast League Phillies East (R)... Participated in Florida Instructional League.

YEAR	CLUB	W-L	ERA	G	GS	CG	SHO	SV	IP	H	R	ER	HR	HB	BB	SO	WP	BK	AVG
2019	GCL Phillies-E	2-1	5.09	12	0	0	0	0	17.2	14	12	10	3	0	13	14	1	2	.212

**URÍAS, MANUEL...** RHP... B-T: R-R... HT: 6-6; WT: 200... BORN: March 8, 2001, Ahome, MX... RESIDES: MX... HOW OBTAINED: Signed by Phillies as an amateur free agent, 3/7/18... SIGNED BY: Oneri Fleita and Charlie Gastelum.

**2019:** Spent second full season with Dominican Summer League Phillies Red (R)... Led the DSL in ERA and WHIP (0.75)... In his first nine starts, posted a 0.65 ERA (3 ER, 41.1 IP) and allowed only 21 hits... Averaged 6.88 SO/BB... **2018:** Began professional career with DSL Phillies Red... Did not allow a HR to 250 total batters faced... Limited opponents to a .088 AVG (3-34) with RISP and 2 outs... Participated in Florida Instructional League.

YEAR	CLUB	W-L	ERA	G	GS	CG	SHO	SV	IP	H	R	ER	HR	HB	BB	SO	WP	BK	AVG
2018	DSL Phillies-R	2-4	1.95	12	11	0	0	0	60.0	56	19	13	0	6	11	44	4	0	.242
2019	DSL Phillies-R	3-3	*1.48	13	13	0	0	0	61.0	38	13	10	3	0	8	55	3	0	.175
<b>Minors Totals</b>		<b>5-7</b>	<b>1.71</b>	<b>25</b>	<b>24</b>	<b>0</b>	<b>0</b>	<b>0</b>	<b>121.0</b>	<b>94</b>	<b>32</b>	<b>23</b>	<b>3</b>	<b>6</b>	<b>19</b>	<b>99</b>	<b>7</b>	<b>0</b>	<b>.210</b>

\* League leader

**VALDEZ, JOEL ALBERTO...** LHP... B-T: L-L... HT: 6-4; WT: 171... BORN: April 28, 2000, El Seibo, DR... RESIDES: El Seibo... HOW OBTAINED: Signed by Phillies as an amateur free agent, 9/22/18... SIGNED BY: Carlos Salas and Luis García.

**2019:** Began pro career with Dominican Summer League Phillies White (R).

YEAR	CLUB	W-L	ERA	G	GS	CG	SHO	SV	IP	H	R	ER	HR	HB	BB	SO	WP	BK	AVG
2019	DSL Phillies-W	1-1	5.31	11	4	0	0	1	20.1	25	17	12	0	1	16	16	8	1	.291

**VALDEZ, WILSON ANDRÉS...** INF... B-T: R-R... HT: 6-2; WT: 168... BORN: October 25, 1999, Baní, DR... RESIDES: Nizao, DR... HOW OBTAINED: Signed by Phillies as an amateur free agent, 4/3/18... SIGNED BY: Carlos Salas.

**2019:** Spent majority of season with Dominican Summer League Phillies Red (R) but also played in 3 games for DSL Phillies White... Selected as a DSL All-Star... Batted .322 (55-171) in June and July... Recorded 19 multi-hit games... **2018:** Began professional career with DSL Phillies Red... Struck out once every 14.13 PA, the 5th-lowest mark among all qualifying DSL hitters... Defensively, played 3rd base (56 G), 1st base (4 G), SS (1 G) and LF (1 G).

YEAR	CLUB	AVG	G	AB	R	H	2B	3B	HR	RBI	SH	SF	HP	BB	SO	SB	CS	OBP	SLG	OPS	E
2018	DSL Phillies-R	.269	62	208	31	56	8	3	0	20	2	2	12	16	8	5	.313	.337	.649	20	
2019	DSL Phillies-W	.200	3	10	2	2	2	0	0	2	0	1	0	2	2	0	.308	.400	.708	0	
	DSL Phillies-R	.300	54	210	29	63	7	3	3	29	0	4	2	15	30	3	.346	.405	.751	18	
	DSL Combined	.295	57	220	31	65	9	3	3	31	0	5	2	17	32	3	.344	.405	.749	18	
<b>Minors Totals</b>		<b>.283</b>	<b>119</b>	<b>428</b>	<b>62</b>	<b>121</b>	<b>17</b>	<b>6</b>	<b>3</b>	<b>51</b>	<b>2</b>	<b>7</b>	<b>4</b>	<b>29</b>	<b>48</b>	<b>11</b>	<b>.329</b>	<b>.371</b>	<b>.701</b>	<b>38</b>	

**VALERIO, CHRISTIAN... INF... B-T:** R-R... **HT:** 6-1; **WT:** 155... **BORN:** February 27, 2000, Philadelphia, PA... **RESIDES:** Monción, DR... **HOW OBTAINED:** Signed by Phillies as an amateur free agent, 7/2/16... **SIGNED BY:** Carlos Salas.

**2019:** Began season with Williamsport (A) and was transferred to Gulf Coast League Phillies West (R) on 6/28 for remainder of season... **2018:** Spent entire season with GCL Phillies West... Hit .361 (13-36), 7 2B, HR, 17 RBI with RISP... Defensively, made starts at 2nd base (30), SS (5) and 3rd base (1)... Participated in Florida Instructional League... **2017:** Began his professional career with Dominican Summer League Phillies Red (R)... Made starts at 2nd base (5) and SS (45)... Hit .378 (17-45) against LHP.

YEAR	CLUB	AVG	G	AB	R	H	2B	3B	HR	RBI	SH	SF	HP	BB	SO	SB	CS	OBP	SLG	OPS	E
2017	DSL Phillies-R	.248	58	206	28	51	10	2	0	18	4	1	5	26	39	14	6	.345	.316	.660	24
2018	GCL Phillies-W	.270	38	126	15	34	10	0	1	18	3	1	1	13	22	6	2	.340	.373	.713	11
2019	Williamsport	.182	8	22	1	4	2	0	0	1	0	1	0	6	0	1	174	.273	.447	0	
	GCL Phillies-W	.194	28	93	12	18	3	0	1	11	2	1	0	11	23	2	3	.276	.258	.534	3
<b>Minors Totals</b>		<b>.239</b>	<b>132</b>	<b>447</b>	<b>56</b>	<b>107</b>	<b>25</b>	<b>2</b>	<b>2</b>	<b>48</b>	<b>9</b>	<b>4</b>	<b>6</b>	<b>50</b>	<b>90</b>	<b>22</b>	<b>12</b>	<b>.321</b>	<b>.318</b>	<b>.639</b>	<b>38</b>

**VALERO, CARLOS ADRIÁN... RHP... B-T:** R-R... **HT:** 6-3; **WT:** 187... **BORN:** April 10, 1999, Barinas, VZ... **RESIDES:** Barinas... **HOW OBTAINED:** Signed by Phillies as an amateur free agent, 11/14/18... **SIGNED BY:** Rafael Álvarez and William Mota. **2019:** Did not pitch.

**VAN SCOYOC, SPENCER JAMES... LHP... B-T:** L-L... **HT:** 6-4; **WT:** 205... **BORN:** October 4, 1997, Cedar Rapids, IA... **RESIDES:** Edmond, OK... **HOW OBTAINED:** Selected by Phillies in 19th round of June 2019 draft... **SIGNED BY:** Ralph Garr Jr... **EDUCATION:** Attended University of Central Oklahoma and Arizona State University... 2016 graduate of Thomas Jefferson HS (IA)... **MISC:** Originally selected by TOR in 19th round of June 2016 draft, but did not sign... **PERSONAL:** His brother, Connor, is a pitcher in the LAA organization.

**2019:** Began pro career with Gulf Coast League Phillies East (R)... Promoted to Williamsport (A) on 7/5... Participated in Florida Instructional League.

YEAR	CLUB	W-L	ERA	G	GS	CG	SHO	SV	IP	H	R	ER	HR	HB	BB	SO	WP	BK	AVG
2019	GCL Phillies-E	0-0	4.50	2	0	0	0	0	2.0	2	1	1	0	0	3	2	0	0	.250
	Williamsport	4-4	6.30	10	3	0	0	0	20.0	19	21	14	0	5	21	19	5	0	.253
<b>Minors Totals</b>		<b>4-4</b>	<b>6.13</b>	<b>12</b>	<b>3</b>	<b>0</b>	<b>0</b>	<b>0</b>	<b>22.0</b>	<b>21</b>	<b>22</b>	<b>15</b>	<b>0</b>	<b>5</b>	<b>24</b>	<b>21</b>	<b>5</b>	<b>0</b>	<b>.253</b>

**VARGAS, VÍCTOR DANIEL... RHP... B-T:** R-R... **HT:** 6-1; **WT:** 175... **BORN:** September 3, 2000, Cartagena, Colombia... **RESIDES:** Cartagena... **HOW OBTAINED:** Signed by Phillies as an amateur free agent, 7/2/17... **SIGNED BY:** Rómulo Oliveros.

**2019:** Began season with Gulf Coast League Phillies East (R)... Promoted to Williamsport (A) on 8/9 for the remainder of the season... In his 8 starts between the two levels, posted a 0.91 ERA (3 ER, 29.2 IP)... Allowed 1 ER or fewer in 9 of 11 appearances... **2018:** Began professional career with GCL Phillies West... Participated in Florida Instructional League... **2017:** Participated in FIL.

YEAR	CLUB	W-L	ERA	G	GS	CG	SHO	SV	IP	H	R	ER	HR	HB	BB	SO	WP	BK	AVG
2018	GCL Phillies-W	1-4	6.00	10	9	0	0	0	45.0	62	37	30	8	5	11	34	5	0	.332
2019	GCL Phillies-E	1-1	1.44	7	6	0	0	0	25.0	26	4	4	1	0	4	15	3	0	.274
	Williamsport	2-0	1.84	4	2	0	0	0	14.2	15	3	3	0	0	8	11	0	0	.288
<b>Minors Totals</b>		<b>4-5</b>	<b>3.93</b>	<b>21</b>	<b>17</b>	<b>0</b>	<b>0</b>	<b>0</b>	<b>84.2</b>	<b>103</b>	<b>44</b>	<b>37</b>	<b>9</b>	<b>5</b>	<b>23</b>	<b>60</b>	<b>8</b>	<b>0</b>	<b>.308</b>

**VASQUEZ, RANDY... SS... B-T:** R-R... **HT:** 6-0; **WT:** 170... **BORN:** December 16, 2002, San Pedro de Macorís, DR... **RESIDES:** San Pedro de Macorís... **HOW OBTAINED:** Signed by Phillies as an amateur free agent, 7/2/19... **SIGNED BY:** Bernardo Pérez and Carlos Salas.

**VEGAS, LUIS ENRIQUE... RHP... B-T:** R-R... **HT:** 5-10; **WT:** 160... **BORN:** August 5, 2001, Rio Chico, VZ... **RESIDES:** Barlovento, VZ... **HOW OBTAINED:** Signed by Phillies as an amateur free agent, 7/2/18... **SIGNED BY:** Rafael Álvarez and Ebert Velásquez.

**2019:** Began pro career with Dominican Summer League Phillies White (R)... Did not allow a HR to the 149 batters he faced.

YEAR	CLUB	W-L	ERA	G	GS	CG	SHO	SV	IP	H	R	ER	HR	HB	BB	SO	WP	BK	AVG
2019	DSL Phillies-W	4-3	4.59	18	0	0	0	1	33.1	29	18	17	0	4	21	18	11	0	.236

**VELASQUEZ, GIUSEPPE GREGORI... RHP... B-T:** R-R... **HT:** 6-1; **WT:** 170... **BORN:** April 30, 2003, Porlamar, VZ... **RESIDES:** Porlamar... **HOW OBTAINED:** Signed by Phillies as an amateur free agent, 7/2/19... **SIGNED BY:** Rafael Álvarez and Ebert Velásquez.

SCOUTING & PLAYER DEV.

**VENTURA, EZEQUIEL JOSÉ... RHP... B-T: R-R... HT: 6-1; WT: 151... BORN: June 20, 2002, Maracaibo, VZ... RESIDES: Maracaibo... HOW OBTAINED: Signed by Phillies as an amateur free agent, 8/7/18... SIGNED BY: Rafael Álvarez and Rómulo Oliveros.**

**2019:** Began pro career with Dominican Summer League Phillies Red (R).

YEAR	CLUB	W-L	ERA	G	GS	CG	SHO	SV	IP	H	R	ER	HR	HB	BB	SO	WP	BK	AVG
2019	DSL Phillies-R	0-1	9.00	2	0	0	0	0	3.0	5	3	3	1	0	0	2	1	0	.385

**VIERLING, MATTHEW GREGORY (Matt)... OF... B-T: R-R... HT: 6-3; WT: 205... BORN: September 16, 1996, St. Louis, MO... RESIDES: St. Louis... HOW OBTAINED: Selected by Phillies in 5th round of June 2018 draft... SIGNED BY: Justin Morgenstern... EDUCATION: Attended University of Notre Dame (IN)... MISC: Originally selected by STL in 30th round of June 2015 draft, but did not sign.**

**2019:** Spent entire season with Clearwater (A)... Named a Florida State League midseason All-Star and started the ASG in LF... Was T-9th in the FSL in steals... Slashed .310/.389/.488 in 22 April games... **2018:** Hit .321 (75-234), 18 2B, 3B, 7 HR, 31 RBI, 32 R, 7 SB, .365 OBP and .496 SLG in 62 combined games between Williamsport (A) and Lakewood (A)... Began professional career with Williamsport... Hit safely in 11 of his 12 games with Williamsport, including 7 multi-hit efforts... Promoted to Lakewood on 7/2 for remainder of season... Overall, batted .397 (29-73) against LHP... Defensively, played all 3 outfield positions: LF (22 G), CF (11 G) and RF (17 G)... Appeared in all 6 of Lakewood's postseason games... Participated in Florida Instructional League.

YEAR	CLUB	AVG	G	AB	R	H	2B	3B	HR	RBI	SH	SF	HP	BB	SO	SB	CS	OBP	SLG	OPS	E
2018	Williamsport	.420	12	50	8	21	3	1	1	6	0	0	0	3	2	2	1	.453	.580	1.033	1
	Lakewood	.293	50	184	24	54	15	0	6	25	2	3	5	10	38	5	5	.342	.473	.814	0
2019	Clearwater	.232	118	431	41	100	23	2	5	41	1	8	9	34	94	22	5	.297	.329	.626	3
<b>Minors Totals</b>		<b>.263</b>	<b>180</b>	<b>665</b>	<b>73</b>	<b>175</b>	<b>41</b>	<b>3</b>	<b>12</b>	<b>72</b>	<b>3</b>	<b>11</b>	<b>14</b>	<b>47</b>	<b>134</b>	<b>29</b>	<b>11</b>	<b>.320</b>	<b>.388</b>	<b>.708</b>	<b>4</b>

**VILCHEZ, DANIEL ALEJANDRO... RHP... B-T: R-R... HT: 6-1; WT: 155... BORN: October 4, 2000, Cabimas, VZ... RESIDES: Cabimas... HOW OBTAINED: Signed by Phillies as an amateur free agent, 9/11/17... SIGNED BY: Rómulo Oliveros.**

**2019:** Spent season with Gulf Coast League Phillies West (R) after making one appearance with GCL Phillies East in June... Held RHH to a .189 AVG (17-90)... Participated in Florida Instructional League... **2018:** Began professional career with GCL Phillies East.

YEAR	CLUB	W-L	ERA	G	GS	CG	SHO	SV	IP	H	R	ER	HR	HB	BB	SO	WP	BK	AVG
2018	GCL Phillies-E	1-1	7.27	8	0	0	0	0	8.2	14	10	7	2	0	3	8	1	0	.350
2019	GCL Phillies-E	0-0	2.25	1	0	0	0	0	4.0	2	1	1	0	0	0	1	0	0	.143
	GCL Phillies-W	1-1	2.97	8	6	0	0	0	30.1	25	11	10	2	5	5	22	1	0	.231
	GCL Combined	1-1	2.88	9	6	0	0	0	34.1	27	12	11	2	5	5	23	1	0	.221
<b>Minors Totals</b>		<b>2-2</b>	<b>3.77</b>	<b>17</b>	<b>6</b>	<b>0</b>	<b>0</b>	<b>0</b>	<b>43.0</b>	<b>41</b>	<b>22</b>	<b>18</b>	<b>4</b>	<b>5</b>	<b>8</b>	<b>31</b>	<b>2</b>	<b>0</b>	<b>.253</b>

**VILORIA, UZIEL... SS... B-T: S-R... HT: 5-9; WT: 155... BORN: October 6, 2001, Puerta Plata, DR... RESIDES: Puerta Plata... HOW OBTAINED: Signed by Phillies as an amateur free agent, 6/13/19... SIGNED BY: Bernardo Pérez and Carlos Salas.**

**2019:** Began pro career with Dominican Summer League Phillies Red (R).

YEAR	CLUB	AVG	G	AB	R	H	2B	3B	HR	RBI	SH	SF	HP	BB	SO	SB	CS	OBP	SLG	OPS	E
2019	DSL Phillies-R	.236	28	106	10	25	2	2	1	12	1	2	0	8	30	6	4	.284	.321	.605	13

**VINA, JAVIER DAVID... C... B-T: R-R... HT: 5-11; WT: 180... BORN: March 25, 2002, Puerto La Cruz, VZ... RESIDES: Puerto La Cruz... HOW OBTAINED: Signed by Phillies as an amateur free agent, 7/2/18... SIGNED BY: Rafael Álvarez and William Mota.**

**2019:** Missed entire season with a right labrum tear.

**WANG, YANG (Bruce)... C... B-T: L-R... HT: 5-8; WT: 161... BORN: September 6, 1999, Yan Cheng, China... RESIDES: Qianqizhen, China... HOW OBTAINED: Signed by Phillies as an amateur free agent, 8/27/18... SIGNED BY: Youngster Wang.**

**2019:** Began pro career with Gulf Coast League Phillies West (R)... Threw out 7 of 17 attempted base stealers (41.2%).

YEAR	CLUB	AVG	G	AB	R	H	2B	3B	HR	RBI	SH	SF	HP	BB	SO	SB	CS	OBP	SLG	OPS	E
2019	GCL Phillies-W	.196	23	51	6	10	2	0	0	7	1	2	0	8	13	0	0	.295	.235	.530	0

**WARKE-EDWARDS, MITCHELL JAMES...** C... B-T: S-R... HT: 5-11; WT: 200... BORN: August 1, 1999, Melbourne, Australia... RESIDES: Melbourne... HOW OBTAINED: Signed by Phillies as an amateur free agent, 6/8/18... SIGNED BY: Howard Norsetter.

2019: Split season between Gulf Coast League Phillies East and West (R) and Williamsport (A)... Slashed .188/.272/.257 between the three clubs... Following the season, played for Adelaide in the Australian Baseball League... 2018: Appeared in 16 games with GCL Phillies East... Participated in Florida Instructional League... Following the season, played for Adelaide in the ABL... 2017: Batted .293 in 23 games with Sydney in the ABL... 2016: Began professional career with Canberra in the ABL.

YEAR	CLUB	AVG	G	AB	R	H	2B	3B	HR	RBI	SH	SF	HP	BB	SO	SB	CS	OBP	SLG	OPS	E
2018	GCL Phillies-E	.250	16	36	5	9	3	0	1	3	0	0	0	3	11	0	1	.308	.417	.724	0
2019	GCL Phillies-E	.226	13	31	3	7	1	0	1	7	0	1	0	5	10	0	0	.324	.355	.679	1
	GCL Phillies-W	.231	6	13	2	3	0	1	0	0	0	0	0	1	3	0	0	.286	.385	.670	0
	GCL Combined	.227	19	44	5	10	1	1	1	7	0	1	0	6	13	0	0	.314	.432	.746	1
	Williamsport	.158	17	57	5	9	1	0	0	1	0	0	0	6	18	0	0	.238	.175	.414	2
<b>Minors Totals</b>		<b>.204</b>	<b>52</b>	<b>137</b>	<b>15</b>	<b>28</b>	<b>5</b>	<b>1</b>	<b>2</b>	<b>11</b>	<b>0</b>	<b>1</b>	<b>0</b>	<b>15</b>	<b>42</b>	<b>0</b>	<b>1</b>	<b>.281</b>	<b>.299</b>	<b>.580</b>	<b>3</b>

**WILKENING, JESSE WICKER...** C... B-T: R-R... HT: 5-11; WT: 200... BORN: August 29, 1996, Munster, IN... RESIDES: Cedar Lake, IN... HOW OBTAINED: Selected by Phillies in 14th round of June 2018 draft... SIGNED BY: Justin Munson... EDUCATION: Attended University of Nebraska-Lincoln... MISC: Originally selected by ARI in 28th round of June 2015 draft, but did not sign.

2019: Did not play... 2018: Began professional career with Gulf Coast League Phillies East (R)... Promoted to Williamsport (A) on 6/28 for remainder of season... Caught 12 of 30 (40.0%) runners attempting to steal in 20 combined games at catcher.

YEAR	CLUB	AVG	G	AB	R	H	2B	3B	HR	RBI	SH	SF	HP	BB	SO	SB	CS	OBP	SLG	OPS	E
2018	GCL Phillies-E	.250	3	4	0	1	0	0	0	0	0	0	1	0	0	0	0	.400	.250	.650	0
	Williamsport	.270	20	63	5	17	5	0	0	7	0	0	1	6	15	0	0	.343	.349	.692	4
2019	Did not play																				
<b>Minors Totals</b>		<b>.269</b>	<b>23</b>	<b>67</b>	<b>5</b>	<b>18</b>	<b>5</b>	<b>0</b>	<b>0</b>	<b>7</b>	<b>0</b>	<b>0</b>	<b>2</b>	<b>6</b>	<b>15</b>	<b>0</b>	<b>0</b>	<b>.347</b>	<b>.343</b>	<b>.690</b>	<b>4</b>

**WILLIAMS, CORBIN RAASHOD...** OF... B-T: R-R... HT: 6-2; WT: 160... BORN: January 19, 1998, Palmdale, CA... RESIDES: Palmdale... HOW OBTAINED: Selected by Phillies in 24th round of June 2018 draft... SIGNED BY: Shane Bowers... EDUCATION: Attended College of the Canyons (CA).

2019: Spent season with Williamsport (A)... Led the New York-Penn League in steals... 2018: Began professional career with Gulf Coast League Phillies West (R)... Defensively, made starts in CF (16) and RF (11).

YEAR	CLUB	AVG	G	AB	R	H	2B	3B	HR	RBI	SH	SF	HP	BB	SO	SB	CS	OBP	SLG	OPS	E
2018	GCL Phillies-W	.289	29	83	17	24	1	1	0	9	3	1	1	7	27	12	4	.348	.325	.673	1
2019	Williamsport	.220	58	200	28	44	4	1	0	8	7	1	3	21	74	*30	6	.302	.250	.552	3
<b>Minors Totals</b>		<b>.240</b>	<b>87</b>	<b>283</b>	<b>45</b>	<b>68</b>	<b>5</b>	<b>2</b>	<b>0</b>	<b>17</b>	<b>10</b>	<b>2</b>	<b>4</b>	<b>28</b>	<b>101</b>	<b>42</b>	<b>10</b>	<b>.315</b>	<b>.272</b>	<b>.588</b>	<b>4</b>

\* League leader

**WILSON, RILEY DOYLE...** LHP... B-T: L-L... HT: 6-0; WT: 185... BORN: August 2, 1996, Midlothian, VA... RESIDES: Midlothian... HOW OBTAINED: Signed by Phillies as a non-drafted free agent, 6/12/19... SIGNED BY: Kellan McKeon... EDUCATION: 2019 graduate of University of Virginia... 2014 graduate of Cosby HS (VA).

2019: Began pro career with Gulf Coast League Phillies West (R)... Had a 13.2-inning scoreless streak, 7/1-8/9.

YEAR	CLUB	W-L	ERA	G	GS	CG	SHO	SV	IP	H	R	ER	HR	HB	BB	SO	WP	BK	AVG
2019	GCL Phillies-W	0-1	2.91	14	0	0	0	2	21.2	16	10	7	0	1	5	21	1	0	.203

**YÁÑEZ, GABRIEL DAVID...** LHP... B-T: L-L... HT: 6-3; WT: 168... BORN: July 22, 1999, El Tigre, VZ... RESIDES: El Tigre... HOW OBTAINED: Signed by Phillies as an amateur free agent, 1/13/17... SIGNED BY: Jesús Méndez.

2019: Began season with Gulf Coast League Phillies East (R)... Promoted to Williamsport (A) on 8/8 for remainder of season... Allowed 3 ER in his first 19.1 IP (1.40 ERA) between the two levels... 2018: Appeared in 15 games (3 GS) with GCL Phillies East... Had 33 SO to 3 BB... 2017: Began professional career with Dominican Summer League Phillies Red (R).

YEAR	CLUB	W-L	ERA	G	GS	CG	SHO	SV	IP	H	R	ER	HR	HB	BB	SO	WP	BK	AVG
2017	DSL Phillies-R	0-0	0.00	3	0	0	0	0	4.0	2	0	0	0	0	1	0	0	.154	
2018	GCL Phillies-E	0-0	6.43	15	3	0	2	35.0	53	26	25	4	2	3	33	2	0	.344	
2019	GCL Phillies-E	0-0	1.33	7	3	0	0	0	20.1	17	4	3	0	2	3	14	1	.227	
	Williamsport	0-1	3.32	5	1	0	0	1	19.0	15	7	7	1	1	5	16	0	.211	
<b>Minors Totals</b>		<b>0-1</b>	<b>4.02</b>	<b>30</b>	<b>7</b>	<b>0</b>	<b>3</b>	<b>38.1</b>	<b>87</b>	<b>37</b>	<b>37</b>	<b>35</b>	<b>5</b>	<b>5</b>	<b>11</b>	<b>64</b>	<b>3</b>	<b>1</b>	<b>.278</b>

SCOUTING & PLAYER DEV.

**YONAMINE, MICAH TODD...** C... B-T: R-R... HT: 6-4; WT: 210... **BORN:** October 10, 2000, Honolulu, HI... **RESIDES:** Honolulu... **HOW OBTAINED:** Selected by Phillies in 29th round of June 2019 draft... **SIGNED BY:** Demerius Pittman... **EDUCATION:** 2019 graduate of Iolani HS (HI).

**2019:** Began pro career with Gulf Coast League Phillies East (R)... Participated in Florida Instructional League.

YEAR	CLUB	AVG	G	AB	R	H	2B	3B	HR	RBI	SH	SF	HP	BB	SO	SB	CS	OBP	SLG	OPS	E
2019	GCL Phillies-E	.159	29	69	8	11	2	0	0	9	0	0	0	8	22	1	1	.247	.188	.435	3

**YOUNG, KYLE...** LHP... B-T: L-L... HT: 6-10; WT: 220... **BORN:** December 2, 1997, Manhasset, NY... **RESIDES:** Plainview, NY... **HOW OBTAINED:** Selected by Phillies in 22nd round of June 2016 draft... **SIGNED BY:** Alex Agostino... **EDUCATION:** 2016 graduate of St. Dominic HS (NY).

**2019:** Spent season with Clearwater (A)... Had 25 SO to just 1 BB... Placed on the IL on 5/1 with a left elbow sprain and missed the remainder of the season... **2018:** Spent most of season with Lakewood (A)... Tossed first professional CG (7.0 IP) on 5/31 vs Greensboro... Was on the IL from 7/13-9/2 (left elbow inflammation); included rehab assignments at Gulf Coast League Phillies-West (R) and Williamsport (A)... Overall, posted a 2.73 ERA (18 ER, 59.1 IP) and 0.96 WHIP... Made 1 postseason start with Lakewood... **2017:** Spent entire season with Williamsport... Selected as a New York-Penn League All-Star... Ranked T-3rd in the NYPL in wins and 9th in SO... Was T-1st in wins among Phillies short-season minor league pitchers... Named Phillies Minor League Pitcher of the Week, 7/3-9... Named Phillies Minor League Pitcher of the Month for July after going 4-0 with a 0.72 ERA (2 ER, 25.0 IP) and 29 SO over 5 starts that month... Had a 15.0-inning scoreless streak, 7/1-14... Struck out a professional-high 11 on 7/7 vs Mahoning Valley (5.0 scoreless IP, H)... Went 5-0 with a 1.81 ERA (9 ER, 44.2 IP) and 54 SO in his first 9 starts of season... Participated in Florida Instructional League... **2016:** Began professional career with GCL Phillies... Averaged 0.67 BB/9.0 IP and 9.50 SO/BB... 4 of his 7 relief appearances were at least 3.0 innings... Participated in FIL.

YEAR	CLUB	W-L	ERA	G	GS	CG	SHO	SV	IP	H	R	ER	HR	HB	BB	SO	WP	BK	AVG
2016	GCL Phillies	3-0	2.67	9	2	0	0	0	27.0	23	11	8	0	0	2	19	0	0	.228
2017	Williamsport	7-2	2.77	13	13	0	0	0	65.0	58	22	20	1	2	15	72	3	0	.237
2018	Lakewood	3-3	3.10	9	9	1	0	0	52.1	46	20	18	2	1	7	44	2	0	.240
	GCL Phillies-W	0-0	0.00	3	3	0	0	0	4.0	2	1	0	0	0	2	4	0	0	.143
	Williamsport	0-0	0.00	1	1	0	0	0	3.0	0	0	0	0	1	0	2	0	0	.000
2019	Clearwater	1-3	4.29	4	4	0	0	0	21.0	21	11	10	2	0	1	25	0	1	.256
<b>Minors Totals</b>		<b>14-8</b>	<b>2.92</b>	<b>39</b>	<b>32</b>	<b>1</b>	<b>0</b>	<b>0</b>	<b>172.1</b>	<b>150</b>	<b>65</b>	<b>56</b>	<b>5</b>	<b>4</b>	<b>27</b>	<b>166</b>	<b>5</b>	<b>1</b>	<b>.233</b>

**ZUÑIGA, EDGAR FERNANDO...** RHP... B-T: R-R... HT: 6-2; WT: 185... **BORN:** September 15, 2002, Ciudad Madero, MX... **RESIDES:** Ciudad Madero... **HOW OBTAINED:** Signed by Phillies as an amateur free agent, 1/4/20... **SIGNED BY:** Oneri Fleita, Charlie Gastelum and Jesús Méndez.

## 2019 MINOR LEAGUE ALL-STARS

### ALL-STAR FUTURES GAME

3B Alec Bohm (NL Team)

### LEHIGH VALLEY (International League)

LHP Austin Davis (midseason)

C Deivy Grullón (midseason)

### READING (Eastern League)

OF Grenny Cumaná (midseason)

1B Darick Hall (midseason and postseason)

RHP Adonis Medina (midseason)

OF Mickey Moniak (midseason and postseason)

RHP Addison Russ (midseason)

### CLEARWATER (Florida State League)

INF Alec Bohm (midseason)

RHP Grant Dyer (midseason)

LHP Jonathan Hennigan (midseason)

LHP Damon Jones (midseason)

LHP Keylan Killgore (postseason)

INF Nick Maton (midseason)

OF Simón Muzziotti (midseason and postseason)

OF Matt Vierling (midseason)

### LAKWOOD (South Atlantic League)

RHP Kyle Glogoski (midseason)

### WILLIAMSPORT (New York-Penn League)

C Logan O'Hoppe

INF Kendall Simmons

INF Bryson Stott

OF Corbin Williams

### GULF COAST LEAGUE PHILLIES

3B Edgar Made

1B Rixon Wingrove

### DOMINICAN SUMMER LEAGUE PHILLIES

C Víctor Diaz

RHP Wilberson Liendo

INF Wilson Valdez

# SHARE THE GAME WITH THE NEXT GENERATION

## GET INVOLVED AT **PLAYBALL.org**

### AND FOLLOW **@PLAYBALL**



# LIVE LOOK-INS AND ANALYSIS **MLB TONIGHT**<sup>™</sup>

**PLUS 5 LIVE GAMES EACH WEEK**



**OUR NATIONAL PASTIME  
ALL THE TIME<sup>®</sup>**



GO TO [FINDMLBNETWORK.COM](http://FINDMLBNETWORK.COM) FOR CHANNEL NUMBER

©2020 MAJOR LEAGUE BASEBALL PROPERTIES, INC. ALL RIGHTS RESERVED.



## GENERAL INFORMATION





## TOM MCCARTHY

Now in his 20th season in the big leagues, Tom McCarthy is in the 13th year of his second tour of duty with the Phillies doing television play-by-play. In his first stint with the club, he spent five seasons (2001-05) as the host of the pre- and postgame radio shows, while also doing radio play-by-play. He also hosted his own weekday afternoon-drive show on ESPN Radio 920 AM, which concentrated on local sports. He spent the 2006-07 seasons as a radio broadcaster with the New York Mets on WFAN before returning to the Phillies in November 2007.

A graduate of The College of New Jersey (BA degree in communications), Tom spent six seasons with the Trenton Thunder, the former double-A affiliate of the Boston Red Sox. He was hired as director of public and media relations in 1993 and promoted to assistant general manager in 1996, while also working as one of the team's broadcasters, doing play-by-play on radio and television for CN8.

After the 1999 season, Tom left the Thunder to pursue a full-time career in broadcasting, creating the first local-driven show on ESPN Radio 1680 AM. He also used to work national shows for ESPN Radio.

Tom has done extensive broadcasting for collegiate sports in his career. He currently does NFL games for CBS, baseball for FOX, basketball and college football play-by-play for CBS College Sports Network (formerly CSTV) and NFL and college basketball games for Westwood One, after three years of doing NFL games with Sports USA Radio. Previously, he worked as the radio voice of the Saint Joseph's University men's basketball team (2004-09) and the play-by-play voice for Rutgers University football (2001-03), as well as Princeton University football (1995-2000) and men's basketball (1995-2003).

In 2000, Tom earned a Mid-Atlantic Emmy Award for his work on CN8 and is a two-time winner (2002 & 2004) of the Achievement in Radio Award for Best Local Sports Coverage. He also received the Radio/TV Excellence Award from the New Jersey Sportswriters Association in January 2007 and the Good Guy Award in 2009. He was inducted into the Trenton Baseball Hall of Fame in the summer of 2011 and had the radio booth at Trenton's Waterfront Park named after him. Additionally, he was named the 2013 Sportscaster of the Year by the National Sportscasters and Sportswriters Association.

Born in Jersey City, N.J., Tom and his wife Meg live in Allentown, N.J. They have two sons, Patrick and Tommy, and two daughters, Maggie and Kerri.



## JOHN KRUK

One of the most popular and colorful players in Phillies history, John Kruk rejoined the club's broadcast team in January of 2017. He had previously been a color analyst for the team in 2003, the final season at Veterans Stadium.

Prior to rejoining the Phillies broadcast team, John spent 13 years with ESPN as both a color commentator on "Sunday Night Baseball" and a studio analyst for "Baseball Tonight." He also worked for FOX and co-hosted "The Best Damn Sports Show Period." In 2001, he was a hitting coach for the Phillies' double-A team in Reading, Pa., before transitioning to a role assisting the club with suite sales for Citizens Bank Park. John also acted in several films, including the baseball-themed movie, *The Fan*, starring Robert DeNiro and Wesley Snipes.

John played 10 years in the major leagues, six of them with the Phillies, and was a member of the 1993 National League championship team when he posted career bests with a .316 batting average and a .430 on-base percentage. He made three consecutive All-Star teams (1991-93) as a Phillie, which included a memorable at-bat against future Hall of Famer Randy Johnson at the 1993 Midsummer Classic.

The San Diego Padres selected John in the third round of the 1981 draft. At the major league level, he played for the Padres (1986-89), Phillies (1989-94) and Chicago White Sox (1995). John finished his playing career with a .300 batting average, a .397 on-base percentage, 199 doubles, 100 home runs and 592 RBI in 1,200 games.

In 2003, John was selected to the All-Vet Team, which honored the best Phillies to play each position at Veterans Stadium, and he was inducted into the Phillies Wall of Fame in 2011.

John and his wife Melissa live in Naples, Fla., with their son Kyle and daughter Keira.



## BEN DAVIS

Ben Davis enters his sixth season in the booth after joining the Phillies broadcast team in February 2015. He previously spent four years as an in-studio baseball analyst for NBC Sports Philadelphia and made occasional appearances on 94.1 WIP's morning show.

A local product, Ben was selected by the San Diego Padres as the second overall pick in the 1995 draft out of Malvern Preparatory School and went on to have a seven-year (1998-2004) major league career with the Padres (1998-2001), Seattle Mariners (2002-04) and Chicago White Sox (2004). Ben transitioned to pitcher for the final three seasons (2008-10) of his professional career, spent with single-A Sarasota in the Cincinnati Reds organization and the Camden Riversharks of the independent Atlantic League.

Ben currently resides in West Chester, Pa., with his wife Megan and their four children.



## MIKE SCHMIDT

Hall of Famer Mike Schmidt had his role with the Phillies expanded in 2014 when he returned to the Phillies broadcast booth for Sunday home games. From 2015-18, he also worked Saturday home telecasts. Mike previously worked as a Phillies broadcaster during the 1990 season.

*(For a complete bio, please see page 14 of the Phillies Media Guide.)*



## JIMMY ROLLINS

After rejoining the Phillies in a special advisor role in 2019, Jimmy Rollins was added to the Phillies broadcast team for a select number of games on NBC Sports Philadelphia. He has also served as an in-studio analyst for Major League Baseball's postseason coverage on TBS since 2016.

*(For a complete bio, please see page 14 of the Phillies Media Guide.)*



## GREGG MURPHY

Gregg Murphy joined the Phillies broadcast team in 2012 as a field reporter. In his role, he brings viewers closer to the action reporting from the field, dugouts and elsewhere throughout the ballpark during the games. He added occasional play-by-play duties in 2014.

Part of the on-air team at NBC Sports Philadelphia since December 2008, Gregg is a multiple Emmy winner and nominee in numerous categories, including sports reporting. He was also recognized twice as the winner of the Associated Press Outstanding Talk Program for "Out of Bounds," a program he hosted earlier in his career.

Before joining NBC Sports Philadelphia, he was at CN8, "The Inquirer High School Sports Show" and WFMZ in Allentown, Pa.

A 1993 graduate of St. Joseph's University with a degree in English, Gregg has reported on many notable sports events, including the NCAA Tournament, Super Bowl, World Series and NBA Finals.

Born in Meadowbrook, Pa., Gregg was raised in Mt. Laurel, N.J., and attended Holy Cross High School in Delran, N.J. He gives his time and hosting talents to the Families Behind the Badge Foundation, which benefits Philadelphia police officers.

Gregg lives in Swedesboro, N.J., and has three children: one daughter, Quinn, and two sons, Matthew and Colin.



### SCOTT FRANZKE

Scott made his Phillies debut in 2006, when he was named the pre- and postgame host for Phillies radio broadcasts and did radio play-by-play in the middle innings. In 2007, he took over as the main play-by-play commentator for Phillies radio broadcasts, working with Larry Andersen. The duo was honored at the Philadelphia A.I.R. (Achievement in Radio) Awards, winning for Best Live Sports Event Coverage in 2007 and 2008. Additionally, they received the Bill Campbell Award for excellence in local broadcasting from the Philadelphia Sports Writers Association in 2017. Scott was also the winner of the 2010 and 2015 Pennsylvania Sportscaster of the Year Award, given by the National Sportscasters and Sports Writers Association.

A 1994 graduate of Southern Methodist University (SMU) with a degree in broadcast journalism, Scott began his radio career as a talk show host with Prime Sports Radio, a national all-sports radio network based in Dallas. He worked for two seasons as the part-time pre- and postgame host for his hometown Texas Rangers (1997-98) before becoming the voice of the Kane County Cougars, a single-A affiliate of the Florida Marlins (1999-2001). In 2000, Scott covered the Summer Olympics in Sydney, Australia, for Sporting News Radio. He spent four years (2002-05) in his second stint with the Rangers as the full-time studio host of the pre- and postgame shows and fill-in play-by-play announcer, winning the 2003 Katie Award for Best Radio Play-by-Play Sportscast from the Press Club of Dallas.

Scott was born in Dallas, Texas, and currently lives in Gladwyne, Pa., with his wife Lori, son Gus and twin daughters Loretta and June.



### LARRY ANDERSEN

Larry is in his 23rd season serving as a color analyst for Phillies games, making him the club's longest-tenured current broadcaster. He chose to reduce his schedule in 2018 and now calls mostly home games, along with select road series.

Larry began his broadcast career with the Phillies in 1998. He had been offered a position on the Houston Astros' broadcast team in 1997 when Larry Dierker moved from the booth to become manager, but opted instead to become pitching coach for the Phillies' triple-A affiliate at Scranton/Wilkes-Barre. In 2008, he and his partner Scott Franzke won for Best Live Sports Event Coverage at the Philadelphia A.I.R. (Achievement in Radio) Awards, the second straight year they won that category. In 2017, the duo was honored with the Bill Campbell Award for excellence in local broadcasting by the Philadelphia Sports Writers Association.

A former relief pitcher who played 25 years of professional baseball, including 17 seasons in the major leagues with the Cleveland Indians (1975-79), Seattle Mariners (1981-82), Phillies (1983-86; 93-94), Houston Astros (1986-90), Boston Red Sox (1990) and San Diego Padres (1991-92), Larry was 40-39 with 49 saves and a 3.15 ERA in 699 career games (1 start). In 1987, he pitched 101.2 innings, all in relief, and in 1989-90, he posted ERAs below 2.00 – 1.54 ERA in 1989 and 1.79 ERA in 1990.

Larry is famously known for being traded from the Astros to the Red Sox for Hall of Famer Jeff Bagwell in August 1990. He pitched in two World Series with the Phillies in 1983 and 1993 and in two League Championship Series, with Houston in 1986 and Boston in 1990. Larry holds the Phillies' club record for longest consecutive scoreless streak by a reliever (32.2 IP), set in 1984. It is also the third-longest among all Phillies pitchers, trailing Grover Alexander's 41.0 scoreless innings in 1911 and Cliff Lee's 34.0-inning streak in 2011.

After graduating from Interlake High School in Seattle, Wash., in 1971, he was drafted by Cleveland in the seventh round and made his major league debut with the Indians in 1975. Following his playing career, Larry spent three seasons as a minor league pitching coach, first with double-A Reading (1995-96) and then Scranton (1997). He also served as a guest instructor at Phillies spring training for five years (2013-17).

Born in Portland, Ore., Larry has two daughters, Angie and Tania, and one son, Chase. He and his wife Kristi live in Philadelphia.



## JIM JACKSON

Jim Jackson is in his 14th season hosting the pre- and postgame shows on the Phillies Radio Network. In 2010, he added some play-by-play responsibilities and other broadcast assignments. He is also known to local sports fans as the television voice of the Philadelphia Flyers hockey team, having spent the past 27 years as the club's play-by-play broadcaster, two years on radio and the last 25 on television.

An eight-time Mid-Atlantic Emmy Award winner for sports play-by-play, Jim joined the Flyers organization in 1993 after serving as the radio voice of the Utica Devils (American Hockey League) for six seasons. Overall, he has been involved in hockey play-by-play for more than three decades at various levels.

Jim has previous experience in baseball play-by-play. He was the radio voice of the Utica Blue Sox of the New York-Penn League from 1986-93 and spent the summer of 2005 broadcasting the Trenton Thunder in the Eastern League. In August 2006, Jim was the television voice of the Cal Ripken World Series on the Outdoor Life Network. Additionally, he has served as a part-time host on SportsRadio 94WIP, authored a book, *Walking Together Forever: The Broad Street Bullies, Then and Now*, and provided the call for college football, basketball and lacrosse during his career. Jim also won the 2011 Pennsylvania Sportscaster of the Year Award, given by the National Sportscasters and Sportswriters Association, and in 2018, he was honored with the Bill Campbell Broadcasting Award by the Philadelphia Sports Writers Association.

Jim is a 1985 graduate of Syracuse University with a degree in broadcast journalism. He resides in Gloucester Township, N.J., with his wife Bernadette, daughter Deanna and son Johnny.



## KEVIN FRANSDEN

Kevin Frandsen joined the Phillies broadcast team in January 2018 and worked select road games on the Phillies Radio Network. He had his role expanded for 2019 to include the bulk of the road schedule along with some home telecasts.

Kevin previously worked on AM radio in the San Francisco Bay area from August 2016 to February 2019. He also co-hosted "KNBR Tonight" KNBR 680 AM and, prior to that, spent a year as co-host for KNBR 1050 AM's morning drive show, "The Audible." He has worked for MLB Network Radio since April 2019.

After being signed by the Phillies as a minor league free agent in March 2011, the former infielder played in 174 games for the club over the 2012 and 2013 seasons and batted .280 with a .333 on-base percentage. Kevin was originally selected by his hometown San Francisco Giants in the 12th round of the 2004 draft and played parts of nine major league seasons with the Giants (2006-09; 2015), Los Angeles Angels (2010), Phillies and Washington Nationals (2014).

Following the passing of his brother DJ in 2004, the Frandsen family started the 19 For Life Foundation, created to celebrate the gift that DJ Frandsen was to his family, friends and his community. The 19 For Life Foundation is a lasting legacy to DJ's beliefs in giving back, making a difference, being a man for others and never giving up.

Kevin attended San Jose State University, where he set the all-time record for hits (246). He and his wife Amanda live in Haddon Heights, N.J., with their daughter Tenley.



## BILL KULIK

The 2020 season marks Bill Kulik's 16th season as a member of the Phillies' Spanish broadcasting team and his 26th in professional baseball as a broadcaster and producer of Spanish-language sports content.

Bill established the Spanish Béisbol Network in 2001 and the company has continued to grow, adding Spanish broadcasting rights to the Philadelphia Eagles in 2012. Prior to his time with the Phillies, Bill called games for the Boston Red Sox and, between the two clubs, has been part of four World Series broadcasts (2004; 2007-09).

A native New Englander, Bill lived in Latin America for 10 years, earned a bachelor's degree from Bryant University in marketing and went to graduate school at Boston College. He and his wife Chesco reside in Moorestown, N.J., and have six children: Amanda, Arielle, KJ, Bryce, Seychelle and Quinlan.



## ANGEL CASTILLO

Angel Castillo started covering the Phillies in 2005 for *Impacto Latino* newspaper before making his debut on Phillies Spanish radio in 2006. He left the Phillies for four years (2008-11) to work the Washington Nationals Spanish radio broadcasts before returning to the club in 2012.

From 2006-08, Angel produced his own sports radio show, "Deportes de Aquí y de Allá," which aired weekdays on WTTM 1680 AM in Philadelphia and South Jersey.

Angel was born in Santo Domingo, Dominican Republic, and graduated from Superior School of Location and Social Communication in the DR with a concentration in social communication. He has lived in Philadelphia since 2001 and he and his wife Michel have two sons, Brian and Brandon.

## PHILLIES BROADCASTERS

### PHILLIES BROADCAST TEAMS

Year(s)	Broadcast Team	Year(s)	Broadcast Team
1936	Bill Dyer and Dolly Stark	1996	Ashburn, Kalas, Musser, Wheeler, Maddox, Tekulve, T. Kalas and Larry Rosen
1937	Dyer and Taylor Grant	1997	Ashburn, Kalas, Musser, Wheeler and Tekulve
1938	Walt Newton and Stoney McLinn	1998	Kalas, Musser, Wheeler and Larry Andersen
1939	Byrum Saam and Newton	1999-2001	Kalas, Musser, Wheeler, Andersen and Scott Graham
1940	Saam and Les Vines	2002	Kalas, Wheeler, Andersen and Graham
1941-42	Saam and Grant	2003	Kalas, Wheeler, Andersen, Graham and John Kruk
1943-46	Saam and Roy Neal	2004-05	Kalas, Wheeler, Andersen, Graham and Tom McCarthy
1947-48	Saam and Chuck Thompson	2006	Kalas, Wheeler, Andersen, Graham and Scott Franzke
1949	Saam and George Walsh	2007	Kalas, Wheeler, Andersen, Franzke and Gary Matthews
1950-51	Gene Kelly and Bill Brundige	2008-09	Kalas, Wheeler, Andersen, Franzke, Matthews and McCarthy
1952	Kelly and Claude Haring	2010-11	Wheeler, Andersen, Franzke, Matthews, McCarthy and Jim Jackson
1953	Kelly and Walsh	2012-13	Wheeler, Andersen, Franzke, Matthews, McCarthy, Jackson and Gregg Murphy
1954	Kelly, Walsh and Herb Carneal	2014	Andersen, Franzke, McCarthy, Jackson, Murphy, Jamie Moyer, Matt Stairs and Mike Schmidt
1955-59	Kelly, Saam and Haring	2015-16	Andersen, Franzke, McCarthy, Jackson, Murphy, Stairs, Schmidt and Ben Davis
1960-62	Saam, Haring and Frank Sims	2017	Andersen, Franzke, McCarthy, Jackson, Murphy, Schmidt, Davis and John Kruk
1963-70	Saam, Rich Ashburn and Bill Campbell	2018	Andersen, Franzke, McCarthy, Jackson, Murphy, Schmidt, Davis, Kruk, Kevin Frandsen, Kevin Jordan and Kevin Stocker
1971-73	Saam, Ashburn and Harry Kalas	2019	Andersen, Franzke, McCarthy, Jackson, Murphy, Schmidt, Davis, Kruk, Frandsen and Jimmy Rollins
1974-75	Saam, Ashburn, Kalas and Robin Roberts		
1976	Ashburn, Kalas, Roberts and Andy Musser		
1977-79	Ashburn, Kalas, Musser and Chris Wheeler		
1980-82	Ashburn, Kalas, Musser, Wheeler and Tim McCarver		
1983-86	Ashburn, Kalas, Musser and Wheeler		
1987-89	Ashburn, Kalas, Musser, Wheeler and Garry Maddox		
1990	Ashburn, Kalas, Musser, Wheeler, Maddox, Jim Barniak and Mike Schmidt		
1991	Ashburn, Kalas, Musser, Wheeler, Maddox, Barniak, Jim Fregosi and Kent Tekulve		
1992-93	Ashburn, Kalas, Musser, Wheeler, Maddox, Tekulve and Jay Johnstone		
1994-95	Ashburn, Kalas, Musser, Wheeler, Maddox, Tekulve and Todd Kalas		

## PUBLIC ADDRESS ANNOUNCER



Dan Baker has the distinction of being the longest-tenured public address announcer in Major League Baseball, an honor he achieved in 2008. The 2020 season will be his 49th with the Phillies after starting with the team in 1972.

During his 49 years, Dan has been the on-field voice of the Phillies for nearly 4,000 games, including five World Series and two All-Star Games in two ballparks, Veterans Stadium and Citizens Bank Park. Dan also served as the PA announcer for the NFL's Philadelphia Eagles for 29 years (1985-2013) without missing a regular season or postseason game. He announced three NFC Championship games (2002-04) and each Army-Navy game that has been played at Lincoln Financial Field.

Away from the professional ranks, Dan has been the play-by-play voice for Big 5 basketball (1977-98), Drexel University basketball (1997-2012), Temple University football (1977-83) and University of Pennsylvania football (1986-88). As executive secretary, Dan helped maintain the Philadelphia Big 5 basketball tradition from 1981 through 1996. In 1997, he was inducted into the Big 5 Basketball Hall of Fame, one of six local sports Halls of Fame in which he is enshrined. Most recently, he was inducted into the Broadcast Pioneers of Philadelphia Hall of Fame in November 2019.

Since 2008, Dan has co-hosted the "Bull Session" with Phillies Wall of Famer Greg Luzinski every Monday during the baseball season on WBCB 1490 AM.

Dan and his wife Cathy – a former Phillies employee – live in West Deptford, N.J. They have two children, Darren and Courtney.

## PHILLIES TELEVISION NETWORK

The Phillies enter their 23rd season in 2020 with the all-sports cable network NBC Sports Philadelphia. NBC Sports Philadelphia will air 139 games this year, with nine additional games being carried on NBC Sports Philadelphia+. All games airing on NBCSP and NBCSP+ are broadcast in high definition and feature "Phillies Pregame Live" and "Phillies Postgame Live" programming. The two stations will also carry 10 spring exhibition games in high definition, three on NBC Sports Philadelphia and seven on NBCSP+.

Philadelphia's NBC10 is airing 12 Phillies games in 2020, also in high definition, including the season opener in Miami on Thursday, March 26, at 4:10 p.m. and the home opener on Thursday, April 2, at 3:05 p.m. against the Milwaukee Brewers. In addition, the Phillies will have two games against the division-rival Washington Nationals carried nationally by FOX, May 30 at Citizens Bank Park and July 11 at Nationals Park, both at 7:15 p.m.

Fans can enjoy complete coverage of the Phillies with the My Teams by NBC Sports mobile app. Authenticated NBCSP subscribers can access local market games and pre- and postgame shows, as well as live and on-demand video, podcasts and written coverage, from anywhere in the United States.



## PHILLIES RADIO NETWORK



All Phillies games can be heard on the team's flagship station, SportsRadio 94WIP (94.1 FM). In addition to regular season and postseason games, WIP will broadcast a total of 13 spring exhibition games and carry a full slate of Phillies pre- and postgame shows, hosted by Jim Jackson. Phillies baseball can be heard on the 22-station Phillies Radio Network throughout the tri-state area. Once again, games will be broadcast in Spanish and aired on WTTM (1680 AM), with Bill Kulik and Angel Castillo behind the microphone. Spanish-language broadcasts are also available using the SAP function during Phillies Television Network games.

### PENNSYLVANIA

City	Station	Frequency
Philadelphia#	WIP	94.1 FM
Allentown*	WSAN	1470 AM
Bloomsburg	WHLM	930 AM
Lancaster	WONN	92.7 FM
Lansdale	WNPV	1440 AM
Lebanon	WLBR	1270 AM
Lehighton/ Jim Thorpe	WBYN	1160 AM
Levittown	WBCB	1490 AM
Northumberland	WEGH	107.3 FM
Pottsville	WPPA	1360 AM
Reading	WEEU	830 AM
Scranton	WEJL	630 AM
Wilkes-Barre	WBAX	1240 AM
Williamsport	WRAC	1400 AM

### DELAWARE

City	Station	Frequency
Lewes	WGMD	92.7 FM
	(weekends)	
Wilmington	WDEL	1150 AM
		101.7 FM

### NEW JERSEY

City	Station	Frequency
Atlantic City	WMID	1340 AM
Atlantic City*	WIBG	1020 AM
Lindenwold#*	WTTM	1680 AM
Trenton*	WHWH	1350 AM
	(night games)	
Wildwood	WCMC	1230 AM
Wildwood	WZXL	100.7 FM
Wildwood Crest	WEZW	93.1 FM

# Flagship station; \* Spanish broadcast



# 2020 MEDIA INFORMATION

## BALLPARK ENTRANCE

All media should enter Citizens Bank Park at the Staff & Media Entrance located on Darien Street (east side of the ballpark).

## CLUBHOUSES

Both clubhouses are on the Service Level (visiting, third base side; Phillies, first base side). The Service Level is one level below street level (Main Concourse). Shortly after entering the Staff & Media Entrance, there is a stairway on the right side that accesses the Service Level. Or, see ELEVATOR.

## MEDIA INTERVIEW ROOM

The Media Interview Room is also on the Service Level located behind home plate between the two clubhouses. Press conferences, as well as the manager's postgame media conference, are held in this room.

## PRESS BOX

The Press Box, including broadcast booths, Press Dining Room, Media Relations Workroom and library is located on the Hall of Fame Club Level behind home plate.

## ELEVATOR

An elevator dedicated to the media is located behind home plate. After entering the ballpark at the Staff & Media Entrance, turn left on the Main Concourse and walk toward home plate. Look for the "Media Only" sign on the Main Concourse. This elevator will access the Service Level (clubhouses, Media Interview Room, field) and Press Box (Level 2).

## STAIRWAY

A stairway is adjacent to the media elevator and can be used to access all levels.

## FIELD ACCESS

Access to the field for all media is through a field level entrance adjacent to the visiting team's third base dugout. This runway can be accessed via a hallway located between the elevator and Media Interview Room on the Service Level. Media seeking to return to the Press Box during batting practice or any other time when the Phillies clubhouse is closed are required to use this entrance to return to the media elevator. The field and dugouts will be cleared of all non-uniformed personnel 45 minutes prior to game time. Phillies rules prohibit children (15 or under); MLB rules prohibit friends. We thank you for your cooperation.

**Please note:** Media are asked to avoid standing on the grass.

## PHOTO WORKROOM

The Photo Workroom is located on the Service Level behind home plate in the hallway that leads to the third base field entrance. Still photographers have field level positions at the outfield end of both the third base and first base dugouts.

## MEDIA RELATIONS WORKROOM

Located behind the broadcast booths is a Media Relations Workroom that contains a fax machine, copier and supplies, plus a workstation for the visiting PR representative. All media notes will be reproduced in this room before the game. A complete baseball library providing numerous publications for research purposes is located adjacent to the Workroom. See a Baseball Communications representative for access to the Media Relations Workroom and library. Please keep in mind the Media Relations Workroom is to be used for reference purposes only.

## CREDENTIALS

Working press credentials or Baseball Writers' Association of America credentials are required in order to gain access to the ballpark and other locations (field, clubhouses, Media Interview Room, Press Box and Press Dining Room). Photographer credentials provide access to the field, Press Dining Room, Media Interview Room, Photo Workroom and field level photo positions.

## LOST CREDENTIALS

Those members of the media who lose a Phillies credential will be asked to submit a \$25 check to Phillies Charities, Inc. prior to being issued a new credential.

## CLUBHOUSE ACCESS

Both clubhouses open at 3:35 p.m. (for 7:05 p.m. games) in accordance with Major League Baseball regulations. The Phillies clubhouse is closed when the team is on the field taking batting practice. For day games, the clubhouse is also closed when the team is on the field taking batting practice and/or 45 minutes prior to game time. Media needing interviews when the clubhouse is not open should make arrangements with a Baseball Communications representative.

Members of the media are welcome when the clubhouses are open. Please keep in mind the clubhouse is open for media business purposes, not for lounging or socialization. Both teams appreciate your cooperation.

**Cell phones:** According to a Major League Baseball directive, members of the media must have cell phones turned off upon entering the clubhouse. Absolutely no transmitting (phone calls/texts/e-mails/social media updates) is allowed in the clubhouse.

## MANAGER AVAILABILITY

The manager is available following every Phillies home game in the Media Interview Room. For 7:05 p.m. games, the manager is available at 4:00 p.m. There is no formal pregame availability on day games.

## PRESS BOX SEATING

Some seats in the three-row Press Box are permanently assigned. Check the seating diagram posted daily in the Press Box area. Radio and TV media members occupy the first base end of the Press Box; print media the home plate end. Please keep in mind the Press Box is a working area, not a spectator location. Children and friends are prohibited.



## MEDIA DRESS CODE

In accordance with a MLB directive, media covering games and MLB events are asked to dress in an appropriate and professional manner that reflects their respect for their colleagues, the teams and the players they are covering. Clubhouses, dugouts, press boxes, interview rooms and the playing field are working areas, and the Phillies, as well as MLB, expect members of the media to adhere to a business casual dress code. In that regard, media members are requested to follow these guidelines:

- Flip-flops are not permitted in clubhouses
- Jeans should be clean, neat and presentable (e.g., ripped jeans should be avoided)
- T-shirts bearing offensive, disrespectful or inappropriate messages are not permitted
- Clothing bearing MLB club logos should not be worn in the press area
- Clothing should be appropriate for a business casual work environment. The following are some non-exclusive examples of apparel that should be avoided:
  - Sheer or see-through clothing
  - Excessively short skirts, dresses or shorts (e.g., cut more than 3-4 inches above the knee)
  - Tank tops, muscle shirts, one-shouldered or strapless shirts
  - Clothing exposing bare midriffs or visible undergarments

We ask all members of the media to respect these guidelines. MLB will consider appropriate actions in those cases in which the guidelines are violated.

## INTERNET/PHONE

Wireless internet is available throughout the press box area and in the photo workroom. There is an ample supply of complimentary high-speed ethernet lines available in the Press Box as well as in the Photo Workroom. If needed, ethernet cables are available to purchase on-site for \$10 (cash only) at each home game. There is also an ample supply of pool phones available in the Press Box. If you would like to purchase your own dedicated private line in the Press Box or Photo Workroom, analog lines are available to purchase for an annual fee of \$150 per line (restricted to credit card, collect, calling card, or 800 number calls).

## PRESS DINING ROOM

Located behind the Press Box, the Press Dining Room opens two hours prior to game time. The meal price is \$10, and food is served until 30 minutes after the start of the game. The beverage area remains open during the game and postgame. Children and friends are prohibited.

## SMOKING

Smoking is not permitted inside Citizens Bank Park.

## STAFF

We look forward to working with you during the 2020 baseball season. Our offices are located on the Suite Level, which is one level below the Press Box/Hall of Fame Club Level.



**Bonnie Clark**  
Vice President,  
Communications  
(x5371)



**Greg Casterioto**  
Director,  
Communications  
(x5297)



**Chris Ware**  
Manager,  
Baseball  
Communications  
(x5245)



**Kenny Ayres**  
Baseball  
Communications  
Assistant  
(x5142)



**Jim Hogan**  
Baseball  
Communications  
Assistant  
(x5248)



**Deb Rinaldi**  
Manager, Business  
Communications  
(x5391)



**Lauren Testa**  
Communications  
Representative  
(x5496)



**Diego Etedgui**  
Spanish Language  
Interpreter

## PHILLIES IN THE COMMUNITY

Through both Phillies Charities, Inc. and the club's ongoing community outreach efforts, the Phillies have a continued presence in the community throughout the year.

**Phillies Charities, Inc.** is the charitable arm of the Phillies organization, serving Pennsylvania, New Jersey and Delaware, as well as areas near the Phillies' minor league affiliates. Continued fan support enables fundraisers, including the **Phantastic Auction**, **50/50 Drawing**, **Phillies Charities 5K** and many memorabilia auctions, to contribute largely to a Phillies Charities Grant Fund. Grants are awarded on a regular basis to primarily local organizations serving a wide variety of needs. In 2019, more than \$2 million was awarded.

Since 1984, when the ALS Association Greater Philadelphia Chapter became the team's primary charity, the Phillies have raised over \$19 million for the fight against ALS, the devastating, always-fatal, progressive neuromuscular disorder. In 2019, the **Phillies Phestival**, an annual event to help raise funds for patient services and research, raised \$768,020.

Each year, the Phillies provide children with the opportunity to play baseball and softball throughout the Delaware Valley by providing local leagues with uniforms and equipment, along with other resources. Over 4,000 deserving children, ages 5-18, participate in the RBI program. The **Jr. RBI League** (Reviving Baseball in Inner Cities), sponsored by Citizens Bank, is for kids 12 years and under and focuses on the fundamentals of the game. The **RBI League**, sponsored by Nike, is for kids 13 to 18 years of age and continues to focus on baseball and softball instruction, but also has a competitive nature.

The **Phillies MLB Urban Youth Academy**, sponsored in part by the local Chevrolet dealers, provides the opportunity for free, year-round baseball and softball instruction to the youth of Philadelphia, especially those participating in the Phillies RBI Leagues. Participants receive top-level instruction at both the baseball and softball fields at FDR Park and the Ryan Howard Training Center, which is located at the Marian Anderson Recreation Center. The state-of-the-art, 7,500-square-foot indoor training center is equipped with four retractable batting cages and also includes space for fitness training and educational and vocational programs.

The **Phillies Wives** are committed to giving back to support local charities. Each year, Phillies Wives serve on the board of Phillies Charities, Inc. and represent the Phillies on charitable projects or fundraisers. They meet with ALS patients and participate in the Phillies Phestival every year. Over the past 13 years, the Phillies Wives have raised over \$337,000 for the Pennsylvania SPCA through their Save a Pet at the Park event and charity pet calendars.

**Phillies players** show their support by donating their time to or hosting charitable events throughout each season, such as the Get in the Game bowling tournament benefiting Philadelphia Futures, the Pennsylvania SPCA's Puppapalooza at the Pier and the MDA Muscle Walk. They additionally support local family and veteran shelter programs to fight poverty and homelessness. Players participate in pregame field visits with members of the community, make appearances at local schools and visit with patients at Nemours/Alfred I. duPont Hospital for Children.

The Phillies host a variety of educational and literacy programs for the local community. **Phanatic About Reading**, presented by Xfinity, encourages students in grades PreK-8 to read for a minimum of 15 minutes per day to improve literacy and comprehension skills. **Phillies Phitness**, presented by GIANT, encourages children of all ages to start on the path to a healthy future through exercise and smart food choices. Through a partnership with the City of Philadelphia Parks & Recreation Department, **Phillies Phundamentals**, sponsored by Chick-fil-A, uses baseball to teach and reinforce academic



*Bryce Harper creates a memory with a patient at the Phillies Phestival.*



*Manager Joe Girardi spends a special moment with a child at the annual Clubhouse Sleepover.*



*Aaron Nola makes a surprise visit to Hopkinson Elementary School to talk with the students about choosing kindness.*

## PHILLIES IN THE COMMUNITY



*Players gather to support the Pennsylvania SPCA's Puppapalooza at the Pier event.*



*Members of the RBI League participate in a clinic during Play Ball Weekend.*

skills to children during the summer months. The **All-Star Students** contest recognizes students who went above and beyond during the school year. The work of area educators is highlighted annually through **Teacher Appreciation Night**, powered by Constellation. The Phillies celebrate the science of baseball during the annual **Philadelphia Science Festival Day**. **Citizens Bank Weather Education Day**, presented by NBC10 First Alert Weather, is an educational experience focused on weather that is enjoyed by thousands of children each year.

Committed to honoring all the men and women who have served or continue to serve our country, the Phillies donated 68,000 tickets to members of the **military** and their families in 2019. Members of the military, veterans and their guests receive a discounted ticket offer on select Phillies games through GovX. Throughout each season, military personnel and their families are recognized through pregame salutes and player meet-and-greets.

The **Red Goes Green** sustainability initiative launched in 2008. For the 13th straight calendar year, the Phillies have purchased over 20 million kilowatt-hours of **Renewable Energy Certificates**, matching 100% of electricity usage with wind generation. Through **Home Runs for Trees**, a partnership with PGW and the Pennsylvania Horticultural Society, over 1,200 trees have been planted in the Delaware Valley. Food waste from Phillies kitchens is donated to W.B. Saul High School's Henry Got Compost program. In recognition of Earth Day, front office members volunteer each year at a local park cleanup.

**Phans Feeding Families**, the hunger relief partnership between the Phillies, sponsors and fans, has generated more than \$545,000 and provided more than one million meals through Philabundance over the past nine years.

The **Phillies Ballgirls** are energetic, athletic and service-driven individuals who serve as ambassadors for the Phillies both at Citizens Bank Park and in the surrounding community. When they aren't down the foul lines at home games, the Ballgirls oversee the **Red Goes Green Team**—the Phillies' environmentally friendly initiative presented by Waste Management. In addition to their game-day responsibilities, the Ballgirls attend over 150 community engagements in a given year, including, but not limited to, TV and radio features, hospital visits, fashion shows and charity softball games.

Each season, the Phillies partner with **Major League Baseball** in supporting a variety of initiatives, including Armed Forces Day, Childhood Cancer Awareness, Father's Day, Hispanic Heritage Month, Independence Day, Jackie Robinson Day, Memorial Day, Mother's Day, Play Ball Weekend, Roberto Clemente Day, September 11th Remembrance and Spirit Day.

The annual **Season of Giving** allows the Phillies to continue outreach efforts during the offseason through events such as the Bethesda Project Holiday Luncheon, Breakfast with the Phanatic, Clubhouse Sleepover for patients from local children's hospitals, Ford PAL Holiday Party, Giving Drive at Valley Youth House and Thanksgiving Dinner at Hope Lodge.

The **Phillies Give Back** program offers volunteer opportunities and encourages members of the front office to get involved in the local community. One volunteer event is held each month.

The Phillies celebrate the rich cultural traditions that make up Philadelphia and its many diverse communities. Through theme nights, participation, outreach and support, the organization joins in the effort to bring fans from every walk of life together.

Our work in the community would not be possible without the dedication and support of the many partners and fans who support our mission.

Learn more about the Phillies in the community and how you can get involved by visiting [phillies.com/community](http://phillies.com/community).



*High fives all around from Andrew McCutchen during a visit to Nemours/Alfred I. duPont Hospital for Children.*



## ADDRESS

The Phillies  
Citizens Bank Park  
One Citizens Bank Way  
Philadelphia, PA 19148-5249

## PHILLIES CONTACT INFORMATION

Executive Offices	215-463-6000
Special Events (non-baseball events)	215-218-5100
New Era Phillies Team Store	267-570-2333

## PURCHASING TICKETS

Season & Group Tickets	215-463-5000
Tickets, Information & Tours	215-463-1000
Ballpark Group Tours (25 or more)	215-218-5360
Online	phillies.com

## TICKET OFFICE

Located at First Base Gate Entrance on Pattison Avenue.  
For all home games, additional ticket windows are open on Citizens Bank Way.

**In-game:** Ticket windows are located on the Main Concourse (behind Section 124) and the Terrace Level (behind Section 318).

## NAMING RIGHTS

Citizens Bank, \$95 million over 25 years – \$57.5 million for naming rights and \$37.5 million for the Phillies broadcast media package.

## DIMENSIONS

	Distances	Heights
Right field foul pole	330'	13'3"
Right field power alley	369'	13'3"
Center field, straightaway	401'	6'
"The Alley" (left of CF to LCF)	409'-387'-374'	19'-12'8"
Left field foul pole	329'	10'6"
Left field power alley	374'	10'6"

## SEATING CAPACITY: 42,792

## ENTRANCES

- First Base Gate (corner of Darien Street and Pattison Avenue)
- Third Base Gate (corner of Pattison Avenue and Citizens Bank Way)
- Left Field Gate (corner of Citizens Bank Way and Phillies Drive)
- Suite and Club Entrances:  
Home Plate (Pattison Avenue)  
West (Citizens Bank Way)  
East (Darien Street)

## GATE OPENINGS

Main gates open 1½ hours prior to game time every day.


Ashburn Alley and a portion of the Third Base Gate granting access to Pass and Stow open 2 hours before every game. The entrance to Ashburn Alley is the Left Field Gate.



# CITIZENS BANK PARK SEATING DIAGRAM



Visit [phillies.com](http://phillies.com) for seating and pricing information.



# CITIZENS BANK PARK FACTS



After 33 years at Veterans Stadium, the Phillies moved into their new state-of-the-art facility, Citizens Bank Park, in 2004. The world-class ballpark – rated one of the best in the country – opened on April 3, 2004, with an exhibition game against the Cleveland Indians. Since that time, the Phillies have captured a World Series championship (2008), two National League pennants (2008-09), and five consecutive NL East titles (2007-11), while countless records have been broken both on and off the field.

**ACCESSIBILITY:** Excellent regional highway access for vehicles and Broad Street Subway Line for public transportation.

**ACRES:** 21-acre site, north side of Pattison Avenue between Citizens Bank Way and Darien Street.


**ADA-FOCUSED DESIGN:** With the help of an Americans with Disabilities Act (ADA) consultant, the park was designed to be universally accessible and comfortable for all fans with disabilities.

**ARCHITECTS/DESIGN TEAM:** EwingCole and HOK Sport+Venue+Event (HOK SVE).

## BALLPARK DESTINATION AREAS:

**Ashburn Alley:** Festive outfield entertainment area; 625 feet in length covering 50,000 square feet. Area opens early so fans can watch batting practice. Highlights include:

- **Right Field: The Yard,** a 13,000-square-foot interactive kids' baseball experience complete with Citizens Bank Phan Field (a 70-foot AstroTurf-covered field), a Hatfield Franks Hot Dog Launcher, 30-foot Phanatic Climbing Wall, Bullpen pitching area and ice cream bar. Also located in this area is the Ballpark app check-in desk.
- **Other Alley highlights:** Phillies All-Star Walk, bi-level bullpens, Rooftop Bleacher seats, the '47 Alley Store and more food options.



## Left Field Plaza Photo Opportunities & Boardwalk-Style Concessions:

- Features oversized World Series trophies, as well as statues featuring Phillies retired numbers.
- Phillies championship banners are also on display, as well as the Phillies Wall of Fame presented by Toyota.
- Other highlights: Boardwalk Eats, a concession area with boardwalk-style concessions, the popular Bull's BBQ and Harry the K's.

## Third Base Plaza – Pass and Stow, Shake Shack & Liberty Bell:

- In 2019, the Phillies and Aramark transformed 24,500 square feet of space into Pass and Stow, featuring an outdoor beer garden and bar, Foundry Pizza serving brick-oven pizza, a family-friendly sports pub, 44 TVs to catch game action and more.
- Other highlights include the iconic 19-foot-high Liberty Bell that was once located atop Veterans Stadium, which is prominently displayed as fans approach the ballpark.
- Pass and Stow is a historic nod to the Liberty Bell, which has been part of the Phillies brand and logo for many years. The name is derived from the two Philadelphia foundry workers, John Pass and John Stow, who recast the original bell in 1753, and whose names are inscribed on this important piece of American history.
- Adjacent to Pass and Stow is the 6,000-square-foot Shake Shack, which for the first time brought its sit-down restaurant experience to a sports venue, with seating for 120 fans. This popular modern-day "roadside" burger stand serves its classic burgers, crinkle-cut fries, hand-spun shakes and more.



**BUILDING SQUARE FOOTAGE:** 1.15 million

## BY THE NUMBERS:

Playing field: 23' below street level  
Main concourse: street level  
Suite level: 36' above field; 13' above main concourse  
Hall of Fame Club concourse: 61' above field  
Terrace concourse: 81' above field  
Roof: 134' above field

**CONCERTS:** Going into 2020, Citizens Bank Park has hosted 27 concerts. On August 25, 2005, Jimmy Buffett & The Coral Reefer Band had the honor of being the first to perform at the ballpark. This season's concert lineup features Guns N' Roses (July 8), Motley Crue, Def Leppard, Poison and Joan Jett (August 15), Green Day, Fall Out Boy and Weezer (August 29), and Tim McGraw and Luke Combs (September 12).

In addition, there have been eight on-field postgame concerts held at the ballpark since 2016. This season, Steve Aoki (May 16) and Brothers Osborne (July 25) are scheduled to perform postgame concerts.

## CITIZENS BANK PARK FACTS

**CONCESSIONS:** Joint venture between Aramark, the Phillie Phanatic and World Wide Concessions. A wide variety of food and beverages, from traditional ballpark fare to foods with Philadelphia flavor, is available throughout the park at permanent locations and portable stands. The ballpark also features healthier and gluten-free food, and is rated among the top vegetarian-friendly ballparks in the country.



**CONSTRUCTION MANAGEMENT TEAM:** L. F. Driscoll Co. and Hunt Construction Group in association with Synterra, Ltd. and Don Todd Associates, Inc.

### CONSTRUCTION MATERIALS:

- Aluminum curtainwall: 83,000 square feet
- Architectural precast panels: 97,000 square feet
- Bricks in architectural precast panels: 475,000
- CMU (concrete masonry unit): 320,000 square feet
- Foundation concrete: Approximately 52,000 cubic yards
- Gallons of paint: 11,602 (primer, intermediate and top coats)
- Hand-laid brick: 450,000 bricks
- Playing field: 440,000 cubic yards (594,000 tons) of soil was excavated to 23' below street level
- Playing surface: Kentucky Bluegrass on the infield (7,000 sq. ft.), Riviera Bermuda grass in the outfield and foul territory (94,000 sq. ft.). Bermuda grass is overseeded in the fall for spring play with perennial ryegrass. All grass is provided by Collins Wharf Sod Farm, Eden, MD.
- Steel H piles: Over 4,600 were driven to depths of 70 to 110 feet; 354,000 lineal feet; Highest piece of steel: scoreboard, 212' high; light towers, 165' high
- Structural steel: 11,800 pieces of steel; approximately 11,500 tons; 252,000 bolts

**COOPERSTOWN GALLERY:** Hall of Famers (Phillies and Philadelphia Athletics) are honored in this area of the Hall of Fame Club.

**DIAMOND CLUB:** Premium seating area located behind home plate on Field Level; 1,281 wide, padded seats that include in-seat wait service. Guests also have use of the Diamond Clubhouse Lounge.



**ELEVATORS:** 15, 11 of which serve guests in the seating bowl.

**ESCALATORS:** Escalators are located near Sections 114, 126 and 140 to assist guests in reaching the Hall of Fame Club/Pavilion/Arcade and Terrace Level.

### FIRSTS

**From April 12, 2004**

<b>Pitch</b>	LHP Randy Wolf, 1:32 p.m.
<b>Batter</b>	Reds 2B D'Angelo Jimenez
<b>Hit</b>	Jimenez (double, 1st inning)
<b>Single</b>	Reds 3B Ryan Freel, (2nd)
<b>Single by a Phillie</b>	Wolf (3rd)
<b>Double by a Phillie</b>	1B Jim Thome (1st)
<b>Triple</b>	Reds RF Austin Kearns (9th)
<b>Home run</b>	RF Bobby Abreu (1st)
<b>Walk</b>	Reds C Jason LaRue (2nd)
<b>Walk by a Phillie</b>	CF Marlon Byrd (3rd)
<b>Sacrifice bunt</b>	Reds RHP Paul Wilson (2nd)
<b>Stolen base</b>	Byrd (3rd)
<b>Run</b>	Jimenez (1st)
<b>Run by a Phillie</b>	Abreu (1st)
<b>RBI</b>	Abreu (1st)
<b>Strikeout</b>	Reds CF Ken Griffey Jr. by Wolf (1st)
<b>Wild pitch</b>	Wolf (1st)
<b>Win</b>	Wilson
<b>Loss</b>	Wolf
<b>Save</b>	Reds RHP Danny Graves

### Other Firsts (in chronological order)

<b>Postponement</b>	4/14/04, Phillies vs. Reds, due to rain
<b>Win by a Phillie</b>	LHP Rheal Cormier, 4/15/04 vs. Cincinnati
<b>Save by a Phillie</b>	LHP Billy Wagner, 4/15/04 vs. Cincinnati
<b>Night game</b>	4/16/04, Phillies 4, Expos 2
<b>Four-hit game</b>	Thome, 4/16/04 vs. Montreal
<b>Triple by a Phillie</b>	SS Jimmy Rollins, 4/18/04 vs. Montreal
<b>Walk-off HR</b>	CF Doug Glanville, 4/18/04 vs. Montreal
<b>Error</b>	Thome, 4/20/04 vs. Florida
<b>Extra-inning game</b>	4/21/04 - Marlins 8, Phillies 7, 12 innings
<b>Multi-homer game</b>	Marlins 3B Mike Lowell (3), 4/21/04
<b>Shutout</b>	4/30/04, Wolf and Cormier, Phillies 4, Diamondbacks 0
<b>CG shutout</b>	5/20/04, RHP Brett Myers, Phillies 4, Dodgers 0
<b>Grand slam</b>	Braves CF Andruw Jones, 5/27/04
<b>Day-night DH</b>	6/17/04 vs. Detroit (6-2 W/5-4 L)
<b>Inside-the-park HR</b>	Rollins, 6/20/04 vs. Kansas City
<b>Cycle</b>	David Bell, 6/28/04 vs. Montreal
<b>Triple play</b>	8/19/04 - Todd Pratt vs. HOU (Ensborg to Kent to Lamb)
<b>Grand slam by a Phillie</b>	Byrd, 8/29/04 vs. Milwaukee
<b>Twi-night DH</b>	9/29/04 vs. Pittsburgh (8-4 W/8-3 W)
<b>No-hitter</b>	RHP Roy Halladay, 10/6/10, Phillies 4, Reds 0 (DS Game 1)
<b>Walk-off grand slam</b>	RF John Mayberry Jr., 6/4/13 vs. Miami

## CITIZENS BANK PARK FACTS

**FINE ART:** Original artwork by four local artists, Dick Perez, Dane Tilghman, Max Mason and Jonathan Mandell, is on display throughout the park. Also featured: "Phillies Dream Scene," a classic oil painting by Australian artist Jamie Cooper, on display in the Suite and Club Entrance Lobby.



**FOUL POLES:** Metal poles; 85 feet high


**HALL OF FAME CLUB:** A 2,500-seat premium seating area that includes access to climate-controlled lounges with full-service bars, multiple HD TVs and upscale food options.



**KEY FEATURES:** Open Main Concourse (360 degrees) that allows fans to constantly connect with the game. Open outfield that allows a scenic view of Center City skyline. Views of the field from street level.

**LANDSCAPING:** There are over 1,000 trees, thousands of shrubs, perennials, ornamental grasses and up to three seasonal changes of annuals located around the ballpark.

**LIBERTY BELL HOME RUN SPECTACULAR:** Neon Liberty Bell swings and rings after Phillies home runs. Supplied by Capitol Manufacturing, the 50-foot-high by 35-foot-wide Bell is suspended 100 feet above street level.



**MERCHANDISE:** Official Phillies merchandise is available at the New Era Phillies Team Store located adjacent to the Third Base Gate. The second level of the store features The Player's Clubhouse, dedicated to on-field apparel from MLB's Authentic Collection as well as player jerseys and T-shirts for men, women and youth. Fans may also personalize jerseys with their own name and number. The store is open daily from 10:00 a.m. to 6:00 p.m. On 1:05 p.m. or 1:35 p.m. game days, the store can only be accessed with a game ticket. The store is closed on major holidays. For offseason hours please call 267-570-2333. Souvenirs are also available in-game at the '47 Alley Store in Ashburn Alley, Memorabilia Store from Hunt Auctions, the Phillies Authentics shop featuring game-used and autographed memorabilia, The Cap Shop, The Yard and Home Stands throughout the ballpark.



### MILESTONES:

- November 13, 2000 - Former Mayor John F. Street announced new Phillies ballpark and Eagles stadium will be located in the Sports Complex.
- June 28, 2001 - Phillies officially unveiled the architectural design plan for their new park.
- March 26, 2002 - Workers began pouring concrete to create the foundation.
- October 17, 2002 - The first piece of red steel was installed in the scoreboard structure.
- June 17, 2003 - Citizens Bank entered 25-year naming rights partnership with the Phillies.
- September 5, 2003 - Installation of seats began.
- October 31, 2003 - Installation of natural grass playing field started.
- April 3, 2004 - Phillies vs. Cleveland Indians On-Deck Series game provided first glimpse of the park.
- April 12, 2004 - Cincinnati defeated Phillies, 4-1, before 41,626 in inaugural opener.

**NETTING:** Starting in 2020, the protective netting now extends most of the way down each baseline to Section 109 (right field line) and Section 138 (left field line). The netting behind the dugouts and down the baselines has also been raised from 12 feet to approximately 25 feet and is state-of-the-art "field green" material to blend in with the playing field and minimize obstruction of views.

**PARKING:** 21,000 parking spaces in the Sports Complex.



## CITIZENS BANK PARK FACTS

**PHILLIE PHANATIC:** Part of a permanent exhibit at the National Baseball Hall of Fame and recognized by *Forbes* magazine and other media outlets as the most popular mascot in sports, the Phillie Phanatic has grown to become a recognizable symbol of the Phillies across the country and around the world. The Phanatic is a fixture at Phillies games and throughout the Delaware Valley, entertaining young and old, with over 700 community appearances annually.



**PUBLIC RESTROOM FACILITIES:** A total of 61 restrooms (24 women's, 24 men's and 13 family) are conveniently located throughout the park.

**SCOREBOARD SYSTEM:** The Phillies' massive Daktronics HD-15 video display features Sony HD production technology and includes a dedicated closed-captioning display to assist hearing-impaired fans.

- The display could feature 49 life-size Phillie Phanatics standing next to and on top of each other.
- Overall size: 76 feet high and 97 feet wide. Weight: approximately 84,420 pounds (42.2 tons).
- Resolution: The HD-15 display exceeds 1080p HD standard with 1512 lines of resolution.
- Super-wide viewing angles offer improved visibility for more fans.
- Takes approximately 1,380 flat-panel televisions (at 42" each) to fill the area of the display.
- If it were a consumer television, the Phillies' display would be considered a 1,478" screen.
- Uses state-of-the-art LED technology providing superior brightness in direct sunlight, with the capability to show up to 144 quadrillion shades of color.
- Approximately 32,363 feet (6.1 miles) of wiring delivers power and data to the display.

In addition, there is an auxiliary LED video display known as "PhanaVision II" in the right field grandstand area. This display is approximately 13 feet high by 47 feet wide and mirrors much of what is shown on the larger video display, including video replays.

**SEATS:** Capacity: 42,792; Color of seats: Sapphire blue; Hussey Seating Co. Seats are angled toward the infield and equipped with cup holders.

**SMOKE-FREE FACILITY:** Smoking is not permitted inside Citizens Bank Park.

**SPORTS LIGHTING SYSTEM:** A system of 539 LED fixtures featuring Total Light Control technology, installed by Musco Lighting. The system features instant on/off/dimming capabilities that helps the ballpark reduce its environmental footprint. It also includes Ball Tracker™ technology, which optimizes visibility of the ball, in addition to unmatched light control that virtually eliminates glare from impacting players and fans.



The Phillies' Red Goes Green program at Citizens Bank Park is in partnership with Aramark and Spectra Venue Management.

- To offset the carbon footprint created by the team's utility power usage at Citizens Bank Park, the Phillies have purchased over 20 million kilowatt-hours of Renewable Energy Credits (RECs) each season, matching 100% of electricity usage with wind generation. 2020 is the 13th straight calendar year that the Phillies have purchased 100% renewable energy.
- The Phillies' Red Goes Green Team, presented by Waste Management, is led by the Phillies Ballgirls and consists of volunteers from local organizations who collect cans and bottles throughout the seating bowl during home games.
- Along with Waste Management, representatives from the Phillies front office participate in an annual Earth Day cleanup at a local park.
- There are over 100 recyclable containers placed throughout the ballpark for fans to utilize in recycling efforts. Aluminum can separation also takes place after each game. In addition, all lights, carpet tiles, batteries and construction debris are recycled. There is also a compactor dedicated to recycling cardboard.
- Food waste from all Phillies kitchens is composted through W.B. Saul High School's Henry Got Compost student composting initiative.
- For each home run hit by a Phillies player during the season, a tree is planted as part of Home Runs for Trees, a partnership with PGW and the Pennsylvania Horticultural Society. Over 1,200 trees have been planted in the Delaware Valley since the inception of this program.



[phillies.com/redgoesgreen](http://phillies.com/redgoesgreen)

## CITIZENS BANK PARK FACTS

**STATUES:** Richie Ashburn (Ashburn Alley), Steve Carlton (Left Field Gate), Mike Schmidt (Third Base Gate), Robin Roberts (First Base Gate), 10 feet high, sculpted by Zenos Frudakis; Harry Kalas (Main Concourse behind Section 141, near Harry the K's restaurant), 7.5 feet high, sculpted by Lawrence J. Nowlan.



**SUITES:** 70, all located between the foul poles. The luxurious suites are located directly above field level and afford spectacular views of the action.

**VENUE MANAGEMENT:** Spectra Venue Management

**VETERANS MEMORIAL:** To commemorate the site of Veterans Stadium, the Phillies built a monument as an everlasting memorial to veterans. Located on Pattison Avenue, it includes the American flag along with bronze plaques and flags representing the Army, Marine Corps, Navy, Air Force, Coast Guard and POW/MIA.



## PHILLIE PHANATIC



**HT:** 6-6; **WT:** 300

**AGE:** Made debut on April 25, 1978

**BIRTHPLACE:** Galapagos Islands

Named after the team's fanatical fans, the Phillie Phanatic was created by the team's marketing department after the 1977 season. From that humble beginning, the beloved mascot evolved and is celebrated as part of a permanent exhibit in the National Baseball Hall of Fame in Cooperstown, N.Y. Over the years, various national media outlets have ranked the Phanatic as the No. 1 sports mascot.

Often featured on sports highlight shows, in recent years he stepped into prime time with appearances on the NBC television show "30 Rock" and ABC's "The Goldbergs" and "Schooled." He's also visited the sets of NBC's "Today," "Good Morning America," "CBS This Morning," and ESPN's "SportsCenter" and "College GameDay." A frequent flyer, the Phanatic has logged miles to Japan, Australia, Mexico and Europe and most notably journeyed to his homeland of the Galapagos Islands.

Dave Raymond, a graduate of the University of Delaware, was the original performer in costume and spent 16 years entertaining as the Phanatic. The current Phanatic, Tom Burgoyne, began his fanatical career in 1989 as Raymond's backup, later joining the Phillies marketing department in 1990. Over the course of his tenure, Tom has written two Phillies books, 17 children's books and a business/leadership book called *Pheel the Love*. In addition, he's developed a reading program (Phanatic About Reading) that encourages kids to read at least 15 minutes every day.

Tom is a graduate of St. Joseph's Preparatory School and Drexel University (1988), where he earned a bachelor's degree in marketing. He and his wife Jennifer have three sons, Andrew, Daniel and Matthew.



# CITIZENS BANK PARK GROUND RULES

## DUGOUT AND PHOTOGRAPHERS' AREAS

Ball striking fence or railing in front of dugout and photographers' area and rebounding onto field: **In Play**.

Ball on top step (lip) of dugout: **In Play**.

Ball striking dugout roof: **Out of Play**.

## BACKSTOP AREA

Pitched or thrown ball on ledge of backstop or signage behind home plate: **In Play**.

Ball going into camera area behind home plate: **Out of Play**.

Ball striking guy wires that support backstop: **Out of Play (No longer considered a batted ball in flight)**.

## TARP AREA

Thrown or fair ball that lodges beneath or behind canvas on-field tarp: **Out of Play**.

## OUTFIELD AREA

### Left Field:

Over the fence and in plantings: **Home Run**.

Ball strikes spectator in fair territory: **Home Run**.

### Left Center Field to Center Field:

Ball hits on or to the left of the vertical yellow line: **Home Run**.

Ball hits to the right of the vertical yellow line and rebounds back onto the field: **In Play**.

Ball hits on or to the right of the vertical yellow line and goes over the center field fence without striking the ground: **Home Run**.

### Right Center Field to Right Field:

Ball wedges in chain link fence in front of out-of-town scoreboard: **Two Bases**.

Ball strikes fence or scoreboard and goes over center field fence without striking the ground: **Home Run**.

## RULES OF INTEREST

**DOCTORED BAT:** If a filled or "doctored" bat is used, the player is to be called out and ejected from the game and is subject to additional penalties. Any balls hit by an illegal bat do not count. If the umpire sees the illegal bat before it is used, he issues a warning, but there is no penalty.

**MINIMUM NUMBER OF BATTERS FOR PITCHERS:** An amendment to Rule 5.10(g) requires that starting pitchers and relief pitchers must pitch to either a minimum of three batters or the end of a half-inning (with exceptions for incapacitating injury or illness).

**NIGHT GAME:** Any game scheduled to start after 5 p.m. will be considered a night game. If a game is scheduled to start at 5 p.m. and is delayed for any reason it will be considered a day game. If a game is scheduled to start at 5:01 p.m. it will be considered a night game. Two-night doubleheaders shall be considered two night games.

**PINCH-HITTERS:** A player shall be considered a pinch-hitter only if he enters the game as a substitute batter and only on his first time at bat, which must be before he becomes a fielder. If the team bats around and a pinch-hitter comes up a second time in the inning in which he first appeared, he will not be considered a pinch-hitter during that second time up.

**ROSTER LIMITS:** The active roster limit from Opening Day through Aug. 31 and in postseason games is 26 (max. 13 pitchers), with a 27th player allowed for doubleheaders. From Sept. 1 through the end of the season, all clubs must carry 28 players on the active roster (max. 14 pitchers).

**SUSPENDED GAME RULE:** For the purpose of this rule, all performances in the completion of a suspended game shall be considered as occurring on the original date of the game. A game terminated by curfew or by a prearranged time limit is a suspended game if it has progressed to be an official game (4 ½ or 5 innings). A game terminated by light failure or malfunction of a mechanical field device under control of the home club is a suspended game anytime after it begins. Rule 4.11 (d)... A called game ends at the moment the umpire terminates play. EXCEPTION: If the game is called while an inning is in progress and before it is completed, the game becomes a suspended game in each of the following situations:

-The visiting team has scored one or more runs to tie the score and the home team has not scored.

-The visiting team has scored one or more runs to take the lead and the home team has not tied the score or retaken the lead.

Suspended games shall be resumed at the exact point of suspension immediately preceding the next scheduled, single game between the two clubs at the same site.

Any legal game called due to weather with the score tied is a tie game and must be replayed in its entirety.

**WAIVER AND DRAFT PRICES:** The waiver price is \$20,000 and the Major League Draft price is \$50,000.

**YEAR OF SERVICE:** 172 days constitute a full major league year of service.

## QUALIFYING MARKS

**Batting Championship:** Highest batting average and 502 or more plate appearances. However, if there is any player with fewer than the required number of plate appearances whose average would be the highest if he were charged with the required number of official at-bats, then that player shall be awarded the championship.

**Pitching Championship:** Lowest ERA and 162 or more innings pitched.

**Fielding Championship:** Highest fielding average and (a) catcher must have played in at least 81 games; (b) infielder or outfielder must have played in at least 108 games; and (c) pitcher must have 162 innings pitched.

**Rookie:** A player shall be considered a rookie unless, during a previous season or seasons, he has (a) exceeded 130 at-bats or 50 innings pitched in the major leagues; or (b) accumulated more than 45 days on the active roster of a major league club or clubs during the period of the 26-player limit.

**Save:** Credit a pitcher with a save when:

- (1) He is the finishing pitcher in a game won by his club;
- (2) He is not the winning pitcher, and
- (3) He qualifies under one of the following conditions:
  - (a) He enters the game with a lead of no more than three runs and pitches for at least one inning, or
  - (b) He enters the game with the potential tying run either on base, at bat or on deck, or
  - (c) He pitches effectively for at least three innings.

No more than one save may be credited in each game.

**Consecutive-Game Hitting Streak:** A consecutive-game hitting streak shall not be terminated if all the player's plate appearances result in a walk, hit batsman, defensive interference or a sacrifice bunt. The streak shall terminate if the player has a sacrifice fly and no hit.

**Consecutive-Game Playing Streak:** A consecutive-game playing streak shall extend if the player plays one half-inning on defense, or if he completes a time at bat by reaching base or being put out. A pinch-running appearance only shall not extend the streak. If a player is ejected from a game by an umpire before he can comply with the requirements of this rule, his streak shall continue.

### RAIN RULES

Prior to the start of a game, the right to play is vested in the home club. Once lineup cards have been exchanged, the Umpire-In-Chief shall have the sole authority to determine whether and when play shall be halted and whether and when play shall resume. He shall not call the game until at least 30 minutes after he has suspended play. He may continue the suspension as long as he believes there is any chance to resume play. The Crew Chief shall at all times try to complete a game. His authority to resume play following one or more suspensions of as much as 30 minutes each shall be absolute and he shall terminate a game only when there appears to be no possibility for completing it.

For series that begin on or after September 1, during the final series of the season between two clubs in the home ballpark of each club – even if the game has not yet begun – MLB's Executive VP of Baseball Operations (or his designee) shall be the sole authority as to whether or not a game shall be started because of unsuitable weather or the unfit condition of the playing field.

### HOW TO FIGURE

**Batting Average:** Divide at-bats into hits.

**ERA:** Multiply earned runs by nine and divide the total by innings pitched.

**Slugging Percentage:** Divide total bases by the total times at bat (not including walks, sacrifices, hit by pitcher or interference).

**On-Base Percentage:** Divide the on-base total (hits, walks, hit by pitcher, and interference) by total plate appearances (at-bats, walks, hit by pitcher and sacrifices).

**Fielding Percentage:** Divide the total putouts and assists by total chances (putouts, assists and errors).

**Winning Percentage:** Divide the number of games won by the total games played.

**Magic Number:** Determine the number of games yet to be played, add one, then subtract the number of games ahead in the loss column of the standings from the closest opponent.

## SPRING TRAINING INFORMATION

### SPECTRUM FIELD

*"If there is a gold standard among Grapefruit League ballparks, it is Clearwater's Spectrum Field (formerly Bright House Field). It is the standard by which older ballparks are evaluated and new ballparks are planned. It's not the biggest or the most historic, but on virtually every level it's the nicest, and it works very well on a functional level: you never, ever feel crushed or crowded, even when you're queuing up for parking or an entrance to the ballpark. We really can't think of a better time at a spring training game than to spend the afternoon at Spectrum Field." – springtrainingonline.com*

Fans certainly have enjoyed spending the afternoon at Spectrum Field since it first opened in 2004. As the Phillies entered their 17th spring at their Clearwater home, total attendance stood at 2,039,023.

Of that total, 113,037 were there in the first year, easily breaking the spring record (94,811 in 1994) at Jack Russell Memorial Stadium, where the Phillies trained starting in 1955. Attendance for the first year there was a meager 16,832.

The Phillies first moved to Clearwater in 1947, replacing the Cleveland Indians who moved to Tucson, Ariz. Athletic Field, with a seating capacity of 3,000, was their first home. The previous spring, the Phillies trained in Miami Beach, Fla. Because of World War II travel restrictions, the Phillies trained close to home in 1943 (Hershey, Pa.) and 1944-45 (Wilmington, Del.).

Only the Detroit Tigers have been in a Florida location longer, holding camp in Lakeland since 1934. The Tigers clobbered the Phillies, 13-1, in their first Clearwater game, March 11, 1947, before a paid crowd of 1,766 and lost the first game at Jack Russell Stadium, 4-2, on March 10, 1955, before 4,209 fans.

In 2004, the Phillies also opened a new home in Philadelphia, Citizens Bank Park. No other club ever unveiled two ballparks in the same year.

### FIRST GAME AT SPECTRUM FIELD

<b>Date:</b>	March 4, 2004
<b>Score:</b>	Phillies 5, Yankees 1
<b>Attendance:</b>	8,205
<b>First batter:</b>	CF Kenny Lofton
<b>First pitcher:</b>	RHP Vicente Padilla
<b>First hit:</b>	CF Marlon Byrd (1st-inning single)

### PHILLIES SPRING TRAINING SITES

1901	Philadelphia, PA
1902	Washington, NC
1903	Richmond, VA
1904	Savannah, GA
1905	Augusta, GA
1906-08	Savannah, GA
1909-10	Southern Pines, NC
1911	Birmingham, AL
1912	Hot Spring, AR
1913	Southern Pines, NC
1914	Wilmington, NC
1915-18	St. Petersburg, FL
1919	Charlotte, NC
1920	Birmingham, AL
1921	Gainesville, FL
1922-24	Leesburg, FL
1925-27	Bradenton, FL
1928-37	Winter Haven, FL
1938	Biloxi, MS
1939	New Braunfels, TX
1940-42	Miami Beach, FL
1943	Hershey, PA
1944-45	Wilmington, DE
1946	Miami Beach, FL
1947-	Clearwater, FL

## SPRING TRAINING GUEST INSTRUCTORS



Larry Bowa



Ryan Howard



Brad Lidge



Pete Mackanin



Charlie Manuel



Dan Plesac

# SPRING TRAINING INFORMATION

## SPECTRUM FIELD

**Street Address:** 601 N. Old Coachman Road  
Clearwater, FL 33765  
**Telephone:** (727) GO-PHILLS  
**Fax:** (727) 461-7768  
**Seating Capacity:** 8,272



## MINOR LEAGUE CAMP

**Site:** Paul Owens Training Facility  
at Carpenter Complex  
**Street Address:** 651 N. Old Coachman Road, Clearwater, FL 33765  
**Telephone:** (727) GO-PHILLS  
**Fax:** (727) 726-1793

**Camp Dates:** Minor league camp opens March 10, with exhibition games against other minor league clubs starting on March 17. Camp breaks on April 4.

## 2020 PHILLIES SPRING TRAINING SCHEDULE

Day	Date	Opponent	Site	Broadcast	Time
Saturday	February 22	Tigers	Lakeland	W	1:05 p.m.
Sunday	February 23	Pirates	CLEARWATER	N/W	1:05 p.m.
Monday	February 24	Orioles	CLEARWATER	N+	1:05 p.m.
Tuesday	February 25	Blue Jays	CLEARWATER	N+	1:05 p.m.
		Pirates	Bradenton		1:05 p.m.
Wednesday	February 26	Twins	Fort Myers	M	1:05 p.m.
Thursday	February 27	Red Sox	Fort Myers	M	1:05 p.m.
Friday	February 28	Braves	CLEARWATER	M	1:05 p.m.
Saturday	February 29	Blue Jays	Dunedin	W	1:07 p.m.
Sunday	March 1	Orioles	CLEARWATER	W	1:05 p.m.
Monday	March 2	Braves	North Port	W	6:05 p.m.
Tuesday	March 3	OFF			
Wednesday	March 4	Pirates	CLEARWATER		1:05 p.m.
		Yankees	Tampa	W	6:35 p.m.
Thursday	March 5	Blue Jays	CLEARWATER	M	1:05 p.m.
Friday	March 6	Tigers	Lakeland	M	1:05 p.m.
Saturday	March 7	Red Sox	CLEARWATER	N/W	1:05 p.m.
Sunday	March 8	Blue Jays	Dunedin	W	1:07 p.m.
Monday	March 9	Yankees	CLEARWATER	N+	1:05 p.m.
Tuesday	March 10	Twins	Fort Myers	N+	1:05 p.m.
Wednesday	March 11	OFF			
Thursday	March 12	Rays	Port Charlotte	M	1:05 p.m.
Friday	March 13	Tigers	CLEARWATER	M	1:05 p.m.
Saturday	March 14	Yankees	Tampa	W	1:05 p.m.
Sunday	March 15	Pirates	CLEARWATER	W	1:05 p.m.
Monday	March 16	Orioles	Sarasota	M	1:05 p.m.
Tuesday	March 17	Blue Jays	CLEARWATER	N+	1:05 p.m.
		Pirates	Bradenton		1:05 p.m.
Wednesday	March 18	Rays	CLEARWATER	N+	1:05 p.m.
Thursday	March 19	Yankees	CLEARWATER	N+	1:05 p.m.
Friday	March 20	Blue Jays	Dunedin	W	6:07 p.m.
Saturday	March 21	Rays	CLEARWATER	N/W	1:05 p.m.
Sunday	March 22	Orioles	Sarasota	W	1:05 p.m.
Monday	March 23	Rays	CLEARWATER	M	1:05 p.m.

N – NBCSP; N+ – NBCSP+; M – MLB.com; W – WIP 94.1 FM

# 2020 SCHEDULE & PROMOTIONS



## CONTACT INFORMATION

**Individual Tickets, Information and Tours:**  
215-463-1000

**Season & Group Sales:**  
215-463-5000

**Special Events (Non-game day events):**  
215-218-5100

**New Era Phillies Team Store:**  
267-570-2333

**Online:**  
phillies.com  
facebook.com/phillies  
twitter.com/phillies  
pinterest.com/philphillies  
instagram.com/phillies

SUN	MON	TUES	WED	THURS	FRI	SAT
<b>MARCH</b>						
				> 26 MIA 4:10	27 MIA 7:10	28 MIA 6:10
29 MIA 1:10	30 NYM 7:10	31 NYM 7:10	1 NYM 1:10	2 MIL 3:05	3	4 MIL 4:05
5 MIL 1:05	6 TOR 7:05	7 TOR 7:05	8	9 CIN 6:40	10 CIN 7:10	11 CIN 4:10
12 CIN 1:10	13 MIL 7:40	14 MIL 7:40	15 MIL 7:40	16 MIL 1:40	17 MIA 7:05	18 MIA 4:05
19 MIA 1:05	20	21 TEX 7:05	22 TEX 7:05	23	24 CHI 2:20	25 CHI 2:20
26 CHI 2:20	27 SF 9:45	28 SF 9:45	29 SF 3:45	30	<b>APRIL</b>	

SUN	MON	TUES	WED	THURS	FRI	SAT
<b>MAY</b>						
					1 COL 7:05	2 COL 4:05
3 COL 2:05	4 ATL 7:05	5 ATL 7:05	6 ATL 7:05	7 PHI 7:05	8 PIT 7:05	9 PIT 7:05
10 PIT 1:35	11	12 LAD 7:05	13 LAD 7:05	14 LAD 1:05	15 STL 7:05	16 STL 4:05
17 STL 1:05	18 LAD 10:10	19 LAD 10:10	20 LAD 10:10	21	22 COL 8:40	23 COL 9:10
24 COL 3:10	25	26 NYM 7:05	27 NYM 7:05	28 NYM 7:05	29 WSH 7:05	30 WSH 7:15
31 WSH 1:05						

SUN	MON	TUES	WED	THURS	FRI	SAT
	1	2 MIA 7:10	3 MIA 7:10	4 MIA 7:10	5 ATL 7:20	6 ATL 4:10
7 ATL 1:20	8 CHI 7:05	9 CHI 7:05	10 CHI 1:05	11	12 OAK 7:05	13 OAK 4:05
14 OAK 1:05	15	16 MIA 7:05	17 MIA 7:05	18 MIA 6:05	19 NYM 7:10	20 NYM 4:10
21 NYM 1:10	22 ATL 7:20	23 ATL 7:20	24 ATL 7:20	25 ATL 12:20	26 ARI 6:05	27 ARI 4:05
28 ARI 1:05	29 ARI 6:05	30 SD 7:05	<b>JUNE</b>			

HOME GAMES LISTA LISTB LISTC LISTD Sunday Ticket Plan Partial Season Ticket Plans

SUN	MON	TUES	WED	THURS	FRI	SAT
<b>JULY</b>						
			SD 7:05	SD 12:05	SEA 10:10	SEA 4:10
5 SEA 4:10	6	7 HOU 8:10	8 HOU 8:10	9 HOU 2:10	10 WSH 7:05	11 WSH 7:15
12 WSH 1:35	13	ALL-STAR BREAK LOS ANGELES, CALIFORNIA			16	17 LAA 7:05
18 LAA 7:05	19 LAA 1:05	20 WSH 7:05	21 WSH 7:05	22 WSH 7:05	23 WSH 1:05	24 NYM 7:05
25 NYM 6:05	26 NYM 1:05	27 ARI 9:40	28 ARI 9:40	29 ARI 9:40	30 SD 10:10	31 SD 10:10

SUN	MON	TUES	WED	THURS	FRI	SAT
<b>AUGUST</b>						
2 SD 4:10	3	4 CIN 7:05	5 CIN 7:05	6 CIN 7:05	7 SF 7:05	8 SF 4:05
9 SF 1:05	10 SF 1:05	11 TEX 8:05	12 TEX 8:05	13	14 NYM 7:10	15 NYM 4:05
16 NYM 1:10	17	18 MIA 7:10	19 MIA 7:10	20	21 ATL 7:05	22 ATL 6:05
23 ATL 1:05	24 PIT 7:05	25 PIT 7:05	26 PIT 7:05	27	28 WSH 7:05	29 WSH 4:05
30 WSH 1:35	31 STL 7:45					

SUN	MON	TUES	WED	THURS	FRI	SAT
		1 STL 7:45	2 STL 7:45	3 STL 1:15	4 MIA 7:05	5 MIA 4:05
6 MIA 1:05	7 MIA 2:05	8 WSH 7:05	9 WSH 7:05	10 WSH 6:05	11 ATL 7:20	12 ATL 7:20
13 ATL 1:20	14	15 TOR 7:07	16 TOR 7:07	17	18 ATL 7:05	19 ATL 4:05
20 ATL 1:05	21 NYM 7:05	22 NYM 7:05	23 NYM 7:05	24 NYM 6:05	25 WSH 7:05	26 WSH 1:05
27 WSH 3:05	28	29	30	<b>SEPTEMBER</b>		

NBCSP-# NBC 10-> NBCSP+-- FOX-F  
All games are broadcast on WIP 94.1 FM

## PROMOTIONS

- Nemours Opening Day/Fleece Headband ♦ (4/2)
- McDonald's Phillies T-Shirt ★ (4/4)
- Cavity Busters Kids Opening Day/Windbreaker ♣ (4/5)
- Hatfield Phillies Franks Dollar Dog Night #1 ♦ (4/7)
- Veritiv Andrew McCutchen Philadelphia Stars T-Shirt/Jackie Robinson Salute ♦ (4/17)
- Citizens Bank Phanatic Birthday/Phillie Phanatic Knit Hat ♣ (4/19)
- Hatfield Phillies Franks Dollar Dog Night #2 ♦ (4/21)
- Constellation Earth Day/Reusable Straw Set/Independence Blue Cross Senior Stroll the Bases ♣/● (4/22)
- Herr's Mother's Appreciation Day/Ladies Crossbody Clutch ▼ (5/3)
- Hatfield Phillies Franks Dollar Dog Night #3 ♦ (5/5)
- Citizens Bank Weather Education Day presented by NBC10 First Alert Weather ✕ (5/14)
- Steve Aoki Postgame Concert ♦ (5/16)
- IBEW Local 98 Zack Wheeler T-Shirt ♣ (5/17)
- Roy Halladay Number Retirement Night/Retired Number Statue presented by Valley Forge & Montco Tourism ♦ (5/29)
- Johnson Controls Beach Towel ♣ (5/31)
- 1920s City Series Retro Night ♦ (6/12)
- Phanatic About Reading Day presented by Xfinity/Phanatic Children's Book ♣ (6/13)
- Chevrolet Father's Appreciation Day/1920s Phillies Cap ▲ (6/14)
- Xfinity Fireworks Show #1 ♦ (6/26)

- Phans Feeding Families Day ♦ (6/27)
- Toyota Bryce Harper Bobble Figurine ♦ (6/28)
- Xfinity Fireworks Show #2 ♦ (6/29)
- MLB Network Tote Bag ♦ (7/22)
- Nemours Kids Run the Bases ♣ (7/23)
- Brothers Osborne Postgame Concert ♦ (7/25)
- PECO J.T. Realmuto Catcher's Bank ♣ (7/26)
- Toyota Phillies Wall of Fame Night ♦ (8/8)
- Toyota Phillies Alumni Day/1980 Phillies 40th Anniversary Salute ♦ (8/9)
- Goya Latino Family Celebration ♦ (8/21)
- Back-to-School Gym Bag presented by Fante's Plumbing, Heating & Air ♣ (8/23)
- Nemours Childhood Cancer Awareness Day/Kids Run the Bases ♦/♣ (9/5)
- Seasons Pizza Aaron Nola Pop! Vinyl Figure ♣ (9/6)
- Fan Appreciation Day ♦ (9/20)

- ♦ All fans
- ★ All fans 15 and over
- ♣ Children 14 and under
- ▲ Men 15 and over
- ▼ Women 15 and over
- Fans 55 and over
- ✕ Must register through Theme Night Page on phillies.com

Citizens Bank Businessperson's Specials: 4/22, 5/14, 6/10, 7/2, 7/23, 8/10  
Hatfield Phillies Franks Dollar Dogs: 4/7, 4/21, 5/5

Red-Giveaways Blue-Promotions  
Schedule, promotions subject to change.