

2020 OFFICIAL  MEDIA GUIDE

# St. Louis Cardinals™



12 - TIME NATIONAL LEAGUE  
CENTRAL DIVISION CHAMPIONS

# St. Louis Cardinals

2020 SCHEDULE



MARCH/APRIL	SUN	MON	TUE	WED	THU	FRI	SAT
	29 FS CIN 12:10	30 FS MIL 6:40	31 FS MIL 6:40	1 FS MIL 12:40	26 CIN FS 3:10 2 BAL FS 3:15	27 3	28 CIN FS 1:10 4 BAL FS 1:15
5 FS BAL 1:15	6 FS LAD 6:45	7 FS LAD 6:45	8 FS LAD 6:45	9 FS LAD 12:15	10 FS CHI 1:20	11 FS/FS1 CHI 3:05	
12 E CHI 6:05	13	14 FS LAD 9:10	15 FS LAD 9:10	16 FS LAD 9:10	17 FS COL 7:40	18 FS COL 7:10	
19 COL 2:10	20 CIN 6:45	21 CIN 6:45	22 CIN 12:15	23	24 FS MIA 7:15	25 FS MIA 1:15	
26 FS MIA 1:15	27 FS SD 9:10	28 FS SD 9:10	29 FS SD 9:10	30 FS SD 2:40			

MAY	SUN	MON	TUE	WED	THU	FRI	SAT
						1 FS MIL 7:10	2 FS MIL 6:10
3 E MIL 6:09	4 FS SD 6:45	5 FS SD 6:45	6 FS SD 12:15	7	8 FS NYM 7:15	9 FS NYM 1:15	
10 FS NYM 1:15	11 PIT 6:05	12 PIT 6:05	13 FS PIT 11:35	14	15 FS PHI 6:05	16 FS PHI 5:05	
17 FS PHI 12:05	18 FS/E ATL 7:05	19 FS ATL 6:45	20 FS ATL 6:45	21 FS ATL 12:15	22 FS AZ 7:15	23 FS AZ 1:15	
24 AZ FS 1:15 31 PIT FS 1:15	25 FS/E ATL 12:10	26 FS ATL 6:20	27 FS ATL 6:20	28	29 FS PIT 7:15	30 FS PIT 1:15	

JUNE	SUN	MON	TUE	WED	THU	FRI	SAT
		1 FS TOR 7:15	2 FS TOR 7:15	3	4 FS PIT 6:05	5 FS PIT 6:05	6 FS PIT 3:05
7 FS PIT 12:35	8 FS NYM 6:10	9 FS NYM 6:10	10 FS NYM 11:10	11	12	13 F CHI 12:10	
14 E CHI 10:10AM	15	16 FS COL 7:15	17 FS COL 7:15	18 FS COL 12:15	19 FS CIN 7:15	20 FS CIN 1:15	
21 FS CIN 1:15	22 FS MIA 6:10	23 FS MIA 6:10	24 FS MIA 6:10	25 FS MIA 11:10	26 FS BOS 6:10	27 FS/FS1 BOS 3:05	
28 FS BOS 12:05	29 FS WSH 7:15	30 FS WSH 7:15					

JULY	SUN	MON	TUE	WED	THU	FRI	SAT
				1 FS WSH 7:15	2 FS WSH 6:15	3 FS MIL 7:15	4 F MIL 6:15
5 FS MIL 1:15	6	7 FS WSH 6:05	8 FS WSH 6:05	9 FS WSH 3:05	10 FS TB 6:10	11 FS/FS1 TB 3:10	
12 FS TB 12:10	13	14	15	16	17 FS NYM 7:15	18 F NYM 6:15	
19 E NYM 6:05	20 FS SF 7:15	21 FS SF 7:15	22 FS SF 12:15	23 FS CHI 7:15	24 FS CHI 7:15	25 FS CHI 6:15	
26 * CHI 1:15	27 FS MIL 7:10	28 FS MIL 7:10	29 FS MIL 7:10	30 FS MIL 1:10	31 FS PIT 6:05		

AUGUST	SUN	MON	TUE	WED	THU	FRI	SAT
							1 FS PIT 6:05
2 FS PIT 12:35	3	4 FS KC 7:05	5 FS KC 7:05	6	7 FS CIN 7:15	8 FS CIN 6:15	
9 FS CIN 1:15	10 FS PIT 6:45	11 FS PIT 6:45	12 FS PIT 6:45	13	14 FS MIL 7:15	15 FS MIL 6:15	
16 * MIL 1:15	17	18 FS TOR 6:07	19 FS TOR 6:07	20	21 FS CHI 1:20	22 FS/FS1 CHI 3:05	
23 CHI FS 1:20	24 CIN FS 6:10	25 FS CIN 6:10	26 FS CIN 11:35	27	28 FS PIT 7:15	29 FS PIT 6:15	
30 PIT FS 1:15	31 PHI FS 6:45						

SEPTEMBER	SUN	MON	TUE	WED	THU	FRI	SAT
			1 FS PHI 6:45	2 FS PHI 6:45	3 FS PHI 12:15	4 FS AZ 8:40	5 FS AZ 3:10
6 FS AZ 3:10	7 FS SF 5:05	8 FS SF 8:45	9 FS SF 2:45	10 * CHI 6:15	11 FS CHI 7:15	12 FS CHI 6:15	
13 * CHI 1:15	14	15 FS KC 6:45	16 FS KC 12:15	17 FS CIN 5:40	18 FS CIN 6:10	19 FS CIN 3:10	
20 FS CIN 12:10	21 FS MIL 6:45	22 FS MIL 6:45	23 FS MIL 3:15	24	25 FS CHI 1:20	26 FS CHI 1:20	
27 FS CHI 2:20	28	29	30				

June 13/14 Played in London, England

HOME AWAY

Game times subject to change  
All Game Times are Central Time

All games broadcast on KMOX 1120 AM  
and the Cardinals Radio Network

FS = FOX Sports Midwest  
F = FOX  
E = ESPN or ESPN2  
FS1 = FOX Sports 1  
\* = TV Network TBD

FOR FULL SCHEDULE OR BROADCAST DETAILS, PLEASE VISIT [cardinals.com](http://cardinals.com)



2020 OFFICIAL



MEDIA GUIDE

# St. Louis Cardinals



12 - TIME NATIONAL LEAGUE

CENTRAL DIVISION CHAMPIONS



# ST. LOUIS CARDINALS 2020 MEDIA GUIDE



## TABLE OF CONTENTS

Schedule, 2020 .....	Inside Front Cover
Staff Directory .....	3 - 5
Cardinals Management Bios .....	6 - 8
Baseball Operations Staff Bios .....	9 - 14

Medical Staff .....	15 - 17
Clubhouse Staff .....	18
Front Office Employees .....	19 - 28
Retirements .....	29

## THE 2020 ST. LOUIS CARDINALS

Manager Mike Shildt's Biography .....	32 - 33
Coaches' Biographies .....	34 - 51
Roster .....	52 - 57

Milestones .....	58
Birthdays & Anniversaries .....	59
Player Profiles .....	60 - 348

## BASEBALL OPERATIONS AND MINOR LEAGUE SYSTEM

Scouting Department .....	350
Baseball Operations .....	351 - 353
Player Development Staff .....	354
Minor League Medical Staff .....	355
Minor League Clubs .....	356 - 373

Minor League Leaders, 2019 .....	374 - 375
2019 Draft Picks & First Round Picks 1965-Present .....	376
Kissell & Minor League Player Award Winners .....	377 - 378
Minor League Player Biographies .....	379 - 439
Minor League Team Schedules, 2020 .....	440 - 446

## 2019 SEASON IN REVIEW

Final Standings .....	448
Record vs. Opponents .....	448
Won-Loss Breakdown .....	449
Record When .....	449
Scoring By Inning .....	449
Day-By-Day .....	450 - 453
Final Statistics - Batting .....	454
Final Statistics - Pitching .....	455

Leaders - Batting & Pitching .....	455
Highs and Lows .....	456
Detailed Hitting .....	457
Games Started By Position and in Batting Order .....	458
Detailed Defense .....	459
Transactions .....	460 - 461
Qualifications & Regulations .....	462

## RECORDS AND HISTORY

Where They Finished .....	464 - 465
Record by Decade .....	465
Best/Worst Win Pct. By Month (Since 1966) .....	465
Pitching - All-Time Top 10 .....	466
Pitching - Individual Records - Season .....	467
Pitching - Feats .....	468
Batting - All-Time Top 10 .....	469
Batting - Individual Records - Season .....	470
Batting - Individual Records - Game .....	471
Batting - Feats .....	472-474
Offensive Leaders (HR, RBI, SB) by Fielding Position .....	475
Fielding Leaders by Position (Season) .....	475
Rookie Records .....	475
Home Runs - Individual Leaders .....	476
Team Highs & Lows Since 1892 .....	477

Club Records .....	478 - 481
Last Time It Happened .....	482 - 483
Series Sweeps, by Cardinals & Opponents .....	484 - 485
Busch Stadium III Leaders, Highs & Lows .....	486
Home Runs at Busch Stadium .....	487 - 488
Most Valuable Player Winners & Top-10 Finishers .....	489
Award Winners .....	490 - 493
Tale of 10,000 Triumphs .....	494
All-Star Game Selections .....	495 - 496
Postseason Results & Leaders .....	497 - 504
Retired Numbers .....	505 - 531
Hall of Fame Cardinals & Game Results .....	532 - 533
Hall of Fame Managers .....	534 - 536
Cardinals Hall of Fame .....	538 - 543
Cardinals All-Time Roster .....	544 - 553

## GENERAL REFERENCE

Communications Staff and Regulations .....	556 - 559
Broadcasting Information .....	560 - 565
Busch Stadium .....	566 - 567

Ballpark Village .....	568 - 570
Cardinals in the Community .....	571 - 574
MLB 2020 Event Calendar .....	575

© Copyright 2020, St. Louis Cardinals L.L.C.

The 2020 St. Louis Cardinals Media Guide was produced by the Cardinals Communications Department. Editorial Contributors: Tom Orf and Tom Schott. Production Coordinator: Lisa Catlin & Luke Lindberg, BrickStreet Creative. Special thanks to Elias Sports Bureau, ESPN, MLB.com, Stats L.L.C., Sports Reference, Arizona Fall League, and National Baseball Hall of Fame and Museum for their contributions. Cover design by BrickStreet Creative. Printing by Modern Litho. Photos by Taka Yanagimoto, Dan Donovan, Scott Rovak, Ben Munson, Billy Hurst, Bill Greenblatt, UPI, Matt Turer and MLB Photo. Content is based on information available through March 3, 2020.



**Executive Offices:**  
**700 Clark Street • St. Louis, MO 63102**  
**(314) 345-9600 • cardinals.com**

## EXECUTIVE OFFICERS

**Chairman & Chief Executive Officer** ..... William O. DeWitt Jr.  
**President**.....William O. DeWitt III  
**Senior Administrative Assistant** ..... Julie Laningham  
**Sr. Vice President & General Counsel** ..... Mike Whittle  
**Senior Administrative Assistant** .....Grace Kell  
**Associate Counsel** .....Nick Garzia  
**Vice President, Business Development**..... Dan Good

## CARDINALS CARE & COMMUNITY RELATIONS

**Vice President, Community Relations & Executive Director, Cardinals Care**.....Michael Hall  
**Administrative Assistant** ..... Bonnie Parres  
**Director, Community Relations** ..... Meghan Essman  
**Manager, Cardinals Care**.....Amanda Small  
**Cardinals Care Program Administrator**.....Chelsea King  
**Community Relations Program Coordinator**..... Lindsey Weber

## COMMUNICATIONS

**Director, Communications** ..... Brian Bartow  
**Director, Multimedia Communications**.....Jill Falk  
**Manager, Baseball Communications**.....Michael Whitty  
**Manager, Photography** ..... Taka Yanagimoto  
**Administrator, Baseball Info & Media Services**.....Chris Tunno  
**Supervisor, Multimedia Video Communications**.....Brett McMillan  
**Multimedia Communications Strategist** ..... Marybeth Johnson  
**Multimedia Communications Strategist** ..... Carson Shipley  
**Social Media Strategist** ..... Nora Farrell  
**Multimedia Video Editing Specialist** ..... Phoenix Lee  
**Multimedia Video Communications Specialist**..... Emily Stephens  
**Administrative Assistant** ..... Carol Lueke  
**Int. Comm. Specialist & Spanish Translator** .....Antonio Mujica  
**Korean Interpreter**..... Yonsei Craig Choi

## HUMAN RESOURCES

**Vice President, Human Resources**.....Ann Seeney  
**Manager, Human Resources**..... Jayme Bryant  
**Human Resources Generalist, Employment**..... Tyra Duren  
**Human Resources Assistant** .....Deanne Green

## BASEBALL OPERATIONS

**President of Baseball Operations**.....John Mozeliak  
**Vice President & General Manager** .....Michael Girsch  
**Senior Executive Assistant to the President of**  
     Baseball Operations .....Linda Brauer  
**Assistant General Manager** ..... Moises Rodriguez  
**Assistant General Manager/Director of Scouting** .....Randy Flores  
**Senior Director, Baseball Development**.....Jeremy Cohen  
**Director, Player Development**..... Gary LaRocque  
**Director, Baseball Administration**..... John Vuch  
**Director, Performance**..... Dr. Robert Butler  
**Director, International Operations & Administration** .... Luis Morales  
**Director, Baseball Analytics** ..... Kevin Seats  
**Project Director** ..... Matt Bayer  
**Systems Director**.....Patrick Casanta  
**Sr. Special Assistant to the General Manager**.....Bob Gebhard  
**Special Assistant to the General Manager** ..... Ryan Franklin  
**Special Assistant to the GM, Player Procurement**..... Matt Slater  
**Assistant Director of Scouting**.....Tyler Hadzinsky  
**Manager, Player Communications** ..... Melody Yount  
**Manager, Professional Scouting**..... Jared Odom  
**Manager, Player Development**.....Tony Ferreira  
**Manager, International Operations**.....Joseph Quezada  
**Manager, Player Development & Performance**..... Emily Wiebe  
**Senior Analytics Engineer**.....Todd Heitmann  
**Senior Data Scientist**..... Alan Kessler  
**Senior Developer, Baseball Development**.....Brian Seyfert  
**Senior Analytics Engineer, Baseball Development**.. Todd Heitmann  
**Coordinator, Technology & Innovation** ..... Javier Duren  
**Analyst, Baseball Development**..... Garrett Greenwood  
**Analyst, Baseball Development**..... Julia Prusaczyk  
**Data Engineer** ..... Isaiah Berg  
**Application Developer** .....Austin Lukaschewski

## MEDICAL STAFF

**Director of Medical Operations** ..... Adam Olsen  
**Assistant Athletic Trainer** ..... Chris Conroy  
**Assistant Athletic Trainer** ..... Jeremy Clipperton  
**Assistant Director, Performance** ..... Thomas Knox  
**Performance Specialist** ..... Jason Shutt  
**Major League Strength Coach**..... Lance Thomason  
**Peak Performance Coordinator** .....Brian Alazzawi  
**Peak Performance Coach**..... Carrie Stewart

## CLUBHOUSE STAFF

**Director, Team Travel** .....Ernie Moore  
**Head Clubhouse Manager**..... Mark Walsh  
**Assistant Equipment Manager**..... Andy Bollier  
**Home Clubhouse Assistant** ..... Patrick Cramer  
**Home Clubhouse Assistant** ..... Clayton Meyer  
**Home Clubhouse Assistant** ..... Andrew Rettig  
**Home Clubhouse Assistant** ..... Craig Woehlke  
**Visiting Clubhouse Manager**.....Rip Rowan  
**Visiting Clubhouse Assistant** .....Scott Keltner  
**Video Coordinator, Major Leagues**.....Chad Blair  
**Assistant Video Coordinator, Major Leagues** .....Ben Bultmann  
**Video Room Assistant**.....Mike Meier

## FINANCE & ADMINISTRATION

<b>Sr. Vice President &amp; CFO</b> .....	<b>Brad Wood</b>
Senior Administrative Assistant .....	Missy Liotta
Director, Risk Management .....	Rex Carter
Director, Accounting and Payroll .....	John Lowry
Director, Business Strategy & Analytics .....	Mark Murray
Director, Information Technology .....	Perry Yee
Manager, Accounting .....	Paul Hayden
Manager, Purchasing .....	Chris Molina
Manager, Ticketing & Business Analysis .....	Jennifer Needham
Manager, Business Strategy & Analytics .....	Christopher Dolan
Supervisor, Accounting .....	Michelle Flach
Supervisor, Financial Reporting & AP .....	Tracey Sessions
Senior Payroll Accountant .....	Kurt Hoevel
Payroll Accountant .....	Chris Havron
Staff Accountant II .....	Marissa Hoover
Staff Accountant .....	Liz Blase
Accounts Payable Clerk .....	Patty Cooper
Buyer .....	Heather Bacon
Buyer .....	Tracy Williams
CRM & Data Specialist .....	Trisha Zelenski
Team Lead, Systems & Network Engineer .....	Greg Pauli
Technical Project Manager .....	Angie Bourget
IT Tech, Helpdesk Support .....	Tim Brewer

## EVENT SERVICES & MERCHANDISING

<b>Vice President, Event Services &amp; Merchandising</b> ...	<b>Vicki Bryant</b>
Administrative Assistant .....	Sheila Pinsker
Director, Special Events .....	Aleah Likas
Director of Hospitality .....	Nate Green
Manager, Event Services .....	Darla Leach
Manager, Retail Operations .....	Ashley Brown
Manager & Curator, Hall of Fame Museum .....	Amy Berra
Assistant Curator, Hall of Fame Museum .....	Cayla Wagner
Collections Specialist .....	Erin Pruhs
Manager, Tours & Museum Operations, Team Historian .....	Brian Finch
Museum Membership & Programming Coord .....	Brittany Schelp
Manager, Special Event Operations .....	Jenn Halaz
Senior Account Executive, Special Events .....	Courtney Kincade
Coordinator, Special Events .....	Gabrielle Sealey
Coordinator, Special Events .....	Kara Blakley
Marketing Coordinator, Cardinals Nation .....	Megan Stubblefield
Cardinals Nation Operations Assistant .....	Kelly Cheatham
Supervisor, Retail Operations .....	Scott Haggerty
Supervisor, Retail Operations .....	Erik Jaffry

## FACILITY PLANNING & STADIUM OPERATIONS

<b>Vice President, Facility Planning and Engineering</b> .....	<b>Joe Abernathy</b>
<b>Vice President, Stadium Operations</b> .....	<b>Matt Gifford</b>
Administrative Assistant .....	Hope Baker
Director Facility Operations and Planning .....	Hosei Maruyama
Director, Groundskeeping .....	Bill Findley
Director, Security .....	Philip Melcher
Director, Event Operations .....	Ashleigh Middlebrook
Director, Guest Services and Quality Assurance .....	Cindy Richards
Project Manager .....	Stanley Ruchalski
Manager, Groundskeeping .....	Justin Scott
Manager, Janitorial Services .....	Ron Torrey, Jr.
Supervisor, Logistics .....	George Laningham
Supervisor, Grounds Crew .....	Justin Hatcher
Supervisor, Guest Services .....	Tony Valleroy
Guest Services Coordinator .....	Danielle Amann-Stewart
Coordinator, Event Operations .....	Jeremy Neel
Coordinator, Security .....	Elaine Sims
Coordinator, Logistics .....	Joseph Melton
Coordinator, Quality Control .....	Lester Williams
Office Services Assistant .....	Joe Humphries
Event Operations Assistant .....	Laney Thacker
Carpenter Foreman .....	Barry Abbett
Mechanical Technician Foreman .....	Ken Biekert
Carpenter .....	Joe Schindler
Painter Foreman .....	Patrick Barrett
Mechanical Technician .....	Sean Driver
Mechanic .....	Elroy Gretzmacher
Logistics Crew .....	Jerry Smith
Logistics Crew .....	Michael Robinson
Grounds Crew .....	Dan Looney
Grounds Crew .....	Terry Moll



## TICKET SALES, MARKETING & CORPORATE SALES

<b>Sr. Vice President, Sales and Marketing</b> .....	<b>Dan Farrell</b>
Sr. Administrative Assistant .....	Gail Ruhling
<b>Vice President, Corporate Sales, Marketing and Stadium Entertainment</b> .....	<b>Thane van Breusegen</b>
Corporate Sales Assistant .....	Celina Allen
Director, Promotions & Events .....	Megan Eberhart
Director, Sales & Marketing Administration .....	Deborah Pfaff
Director, Account Services & Alumni Relations .....	Joe Pfeiffer
Director, Scoreboard, Productions & Fan Entertainment, Senior Account Executive .....	Tony Simokaitis
Director, Production & Creative Services .....	Craig Wilson
Director, Publications .....	Steve Zesch
Manager, Cardinals Radio Network .....	Anne Carroll
Manager, Cardinals Radio & Sr. Account Executive .....	Kyle Dinges
Manager, Fan Entertainment .....	Katie Brandenburg
Manager, Promotions & Events .....	Kyle Cassidy
Manager, Alumni Relations .....	Larry State
Manager, Creative Services .....	Tyler Munie
Manager, Partnership Assets, Sr. Account Executive .....	Kristin Livingston
Supervisor, Fantasy Camps/Executive, Account Services .....	Cadence Rippeto
Supervisor, Production .....	Brad Wood III
Senior Editor, Publications .....	Jim Gilstrap
Senior Editor, Publications .....	Elisabeth Meinecke
Staff Writer, Publications .....	Stan McNeal
Account Executive, Corporate Sales .....	Adam Froidl
Account Executive, Corporate Sales .....	Sandi Kieser
Account Executive, Corporate Sales .....	Arvind Sezhian
Executive, Account Services .....	Gretchen Brune
Executive, Account Services .....	Whitney Clark
Executive, Account Services .....	Tom Parchomski
Coordinator, Publications Business Development/Staff Writer .....	Gabe Kiley
Coordinator, Cardinals Radio Traffic .....	Robyn Curtis
Production Services .....	Dan McLaughlin
Graphic Designer .....	RV Oliver III
Producer / Editor .....	Matt Shead
Editor / Daktronics Operator .....	Jared Haukap
Mascot Coordinator .....	Tim Falkner
Mascot Assistant .....	Justin Sprengel

## TICKET SALES, Cont.

<b>Vice President, Ticket Sales</b> .....	<b>Joe Stroh</b>
Administrative Assistant .....	Lisa Haffer
Director, Ticket Sales & Marketing .....	Martin Coco
Director, Group Sales .....	Ryan Eberhart
Director, Ticket Operations .....	Kerry Emerson
Director, Ticket Sales & Retention .....	Rob Fasoldt
Director, Premium Sales & Service .....	Dolores Scanlon
Manager, All-Inclusive Tickets .....	Mary Clare Bena
Manager, Ticket Fulfillment .....	Jamie Brickler
Manager, Ticket Development .....	Andrew Dean
Manager, Group Sales .....	Pierce Jefferson
Manager, Season Tickets .....	Lori Rains
Manager, Ticket Partnerships .....	Cullen Speckhals
Manager, Ticket Operations .....	Mike Salony

Manager, Premium Sales & Service .....	Julie Stevens
Manager, Marketing .....	Melissa Tull
Supervisor, Theme Tickets .....	Bethany White
Supervisor, Ticket Development .....	Scott Baker
Supervisor, Ticket Development .....	Shannon Knobloch
Supervisor, Ticket Development .....	Shawn Maloney
Sr. Account Executive, Season Tickets .....	Jason Chaffin
Sr. Account Executive, Group Sales .....	Reggie Whitted
Coordinator, Marketing .....	Kathy Langenfeld
Coordinator, Marketing .....	Taylor Jenkins
Account Executive, Group Sales .....	Jeremy Busby
Account Executive, Group Sales .....	Nicole Howard
Account Executive, Group Sales .....	Chris King
Account Executive, Group Sales .....	Adele Linderman
Account Executive, Group Sales .....	Thomas McCarty
Account Executive, Group Sales .....	Mike Palovcsik
Account Executive, Group Sales .....	Colyn Rittter
Account Executive, Group Sales .....	Alex Stone
Account Executive, Premium Sales & Service .....	Nicholas Sharpe
Account Executive, Season Tickets .....	Shannon Lacker
Account Executive, Season Tickets .....	Wyatt Neisler
Account Executive, Season Tickets .....	Brian Rehagen
Account Executive, Season Tickets .....	Michael Swan
Account Executive, Season Tickets .....	Payton Asmus
Account Executive, Theme Tickets .....	Andrew Leigh
Account Executive, Ticket Partnerships .....	Steve Carpenter
Account Executive, Ticket Services .....	Charlie Flauter
Account Executive, Ticket Services .....	Nancy Landa
Account Executive, Ticket Services .....	Alex Maldonado
Account Executive, Ticket Services .....	Paul Pohlman
Account Executive, Ticket Services .....	Andrea Robinson
Account Executive, Ticket Services .....	Kelly Walsh
Direct Sales Representative .....	Clayton Adams
Direct Sales Representative .....	Jason Aubert
Direct Sales Representative .....	Whitney Banker
Direct Sales Representative .....	Rasheed DeBord
Direct Sales Representative .....	Natalie Halliday
Direct Sales Representative .....	Joseph Harig
Direct Sales Representative .....	Jackson Hartig
Direct Sales Representative .....	Andrew Lampe
Direct Sales Representative .....	Zachary Lauer
Direct Sales Representative .....	Tyler Lupter
Direct Sales Representative .....	Mitch Madonia
Direct Sales Representative .....	Dylan McGehee
Direct Sales Representative .....	Brendan Prost
Direct Sales Representative .....	Brianna Reese
Direct Sales Representative .....	Sam Roberts
Direct Sales Representative .....	Thomas Ryan
Direct Sales Representative .....	Justin Talbert
Direct Sales Representative .....	Blake Woodard
Receptionist .....	Marilyn Mathews



## WILLIAM O. DEWITT JR. PRINCIPAL OWNER AND CHIEF EXECUTIVE OFFICER

Bill DeWitt Jr. has served as the Chairman and Chief Executive Officer of the Cardinals since 1996, when he led the purchase of the team from Anheuser Busch, and he and his immediate family acquired controlling interest in the team. DeWitt oversees all baseball, operational, financial and league matters for the team. He is Chairman of the Major League Baseball Finance Committee, former Chairman of the Executive Council, a member of the Competition Committee and served on the Labor Policy Committee which reached agreement with the Players Association on the current five-year Collective Bargaining Agreement. During 2014, he served as Chairman of the Commissioner's Succession Committee. Mr. DeWitt is also a member of the board of the National Baseball Hall of Fame in Cooperstown.

DeWitt, a native St. Louisan, is a graduate of St. Louis Country Day School, received his B.A. Degree in economics from Yale University in 1963, and

M.B.A. Degree from Harvard Business School in 1965. As the son of former baseball executive and team owner William O. DeWitt and Margaret H. DeWitt, he has deep roots in baseball dating back to his childhood. Mr. DeWitt's father began his career with the Cardinals in 1916 and worked in a variety of executive positions under Branch Rickey until the early 1940s when he joined the St. Louis Browns as General Manager. He was twice named Major League Baseball Executive of the Year, was sole owner of the Cincinnati Reds from 1961-67 and majority owner of the Browns from 1949-51 when Bill, Jr. served as the team's bat boy. His uniform (number 1/8) was worn by Eddie Gaedel during his famous pinch hitting appearance on August 19, 1951.

DeWitt, Jr. has been a prior owner of the Baltimore Orioles, Cincinnati Reds and Texas Rangers. He was also a shareholder of the Cincinnati Bengals Football Team and the Cincinnati Stingers Hockey Team, and has had a long career in private equity with Reynolds DeWitt & Co. and DeWitt Capital Group. He is married to the former Katharine Cramer of St. Louis, and they have four grown children: Katie, Bill, Andrew, and Margot, and 12 grandchildren.

Under his leadership, the Cardinals have had a number of significant achievements, including the following:

- Opened a new spring training facility in Jupiter, Fla., in 1998.
- Purchased the Palm Beach Cardinals of the Florida State League (A) in 1998.
- Purchased the Springfield Cardinals of the Texas League (AA) in 2005 and opened the new Hammons Field in Springfield, Mo.
- Privately financed, built, and opened the new Busch Stadium in April, 2006.
- Hosted Major League Baseball's 2009 All-Star Game.
- Developed special events business highlighted by concerts by Dave Matthews Band, the Eagles, U2, Paul McCartney, Billy Joel, Metallica, international soccer matches and the National Hockey League Winter Classic.
- Surpassed 3 million in attendance 21 times since 1996, including the last 16 consecutive seasons.
- Won 12 Division Titles (1996, 2000, 2001, 2002, 2004, 2005, 2006, 2009, 2013, 2014, 2015, 2019), two Wild Cards (2011, 2012), four National League Pennants (2004, 2006, 2011, 2013) and two World Championships (2006, 2011).
- Won 74 postseason games - most amongst all National League teams since 1996.
- In 2019, became the only team in Major League Baseball to reach the League Championship Series in 10 of the past 20 seasons.
- Opened Ballpark Village, March 2014, with Phase II of Ballpark Village scheduled for completion in early 2020.
- Purchased the Memphis Redbirds of the Pacific Coast League (AAA), March 2014; and subsequently sold 75% of the team in April 2016, retaining a 25% interest.
- Signed a new 15-year rights agreement with FOX Sports Midwest that began in 2018 and includes an equity component as part of the overall transaction.

## ADDITIONAL INVESTORS

Andrew N. Baur Family  
Stephen F. Brauer  
James C. Davis  
Frederick O. Hanser  
G. Watts Humphrey Jr.

Nick D. Kladis Family  
Donna DeWitt Lambert  
Michael McDonnell  
David C. Pratt  
Michael E. Pulitzer

Craig R. Stapleton  
Mrs. Richard H. Sutphin  
Dudley S. Taft  
John K. Wallace Jr.





## **WILLIAM DeWITT, III**

### **PRESIDENT**

Bill DeWitt III was named President of the St. Louis Cardinals in March, 2008. In his role as team President, DeWitt oversees all aspects of the team and its affiliates, including the Memphis Redbirds, Springfield Cardinals, Palm Beach Cardinals, Fox Sports Midwest, and Ballpark Village.

He led the effort to develop Ballpark Village, a mixed-use project adjacent to Busch Stadium which opened in 2014. In 2020 the Cardinals, along with their development partner The Cordish Companies, will open Phase II of the project which will include an office tower (The PwC Pennant Building), a 200 room boutique hotel (Live! by Loews), a 29-story luxury apartment tower (One Cardinal Way), a health club (Onelife Fitness), and additional retail and restaurants.

Before his appointment to team President, DeWitt was Sr. Vice President of Business Development with the Cardinals and oversaw the design and construction of the new Busch Stadium, which opened in April, 2006. Prior to that, he was involved in several merchandising, marketing, and operational projects for the team. DeWitt was also involved in the planning for Roger Dean Stadium in Jupiter, Florida, where the Cardinals conduct Spring Training.

DeWitt, 52, graduated cum laude from the Taft School in 1986 and went on to graduate cum laude from Yale University in 1990. He then served as an assistant to William Reilly, head of the U.S. EPA in Washington D.C. He earned an MBA from Harvard Business School in 1995. DeWitt is a board member of the Rawlings Corporation, and his charitable affiliations are Cardinals Care (board chair), Big Brothers Big Sisters of Eastern Missouri, the St. Louis Sports Commission, the St. Louis Regional Chamber, Downtown Now, and the Gateway Arch Park Foundation. DeWitt and his wife, Ira, live in St. Louis with their two children - daughter Natalie (21) and son, Will (18). Bill is an avid golfer and ice hockey player.

## **ST. LOUIS CARDINALS CLUB PRESIDENTS**

J.B.C. Lucas	1876-77	Samuel Breadon	1920-47
Henry V. Lucas	1885-86	Robert E. Hannegan	1947-49
Chris Von der Ahe	1892-97	Fred M. Saigh Jr.	1949-53
Benjamin S. Muckenfuss	1898	August A. Busch Jr.	1953-73
Frank De Hass Robison	1899-1906	Richard A. Meyer	1974
M. Stanley Robison	1906-10	August A. Busch Jr.	1974-89
E.A. Steininger	1911-12	Fred L. Kuhlmann	1989-91
James C. Jones	1912	Stuart F. Meyer	1992-94
Schuyler P. Britton	1913-16	Mark C. Lamping	1994-2008
Mrs. Helene Robison Britton	1916	William DeWitt III	2008-present
W. Branch Rickey	1917-19		



## JOHN MOZELIAK

### PRESIDENT OF BASEBALL OPERATIONS

John "Mo" Mozeleak was named President of Baseball Operations on June 30, 2017, the first to be named to that position in franchise history. Mozeleak had served as the team's Senior Vice President and General Manager for almost 10 full seasons, since October, 2007. He was the 12th general manager in the over 125-year history of the St. Louis Cardinals, and had previously held the position of Assistant General Manager for six seasons. His contract runs through the 2023 season.

Under Mozeleak, the Cardinals have reached the postseason seven times (2009, 2011-15, 2019), including a franchise record of five-straight seasons from 2011-2015. During that run, the Cardinals won three-straight National League Central Division titles (2013-2015), and have won five N.L. Central Titles overall (also 2009 and 2019) under Mo's leadership. The five-year postseason run began with St. Louis' 11th World Championship in 2011.

The 2019 season was the Cardinals 12th-consecutive winning season, a streak that began when Mozeleak was named General Manager prior to the 2008 season. The Cardinals 1,076 wins in those 12 seasons under Mozeleak's watch are third only to the New York Yankees (1,113) and Los Angeles Dodgers (1,098), while they and the Yankees are the only teams to have posted 12 consecutive winning seasons in that time period.

A consistent culture of retaining key players has resulted in several significant deals aimed at keeping the organization's top talent in St. Louis. Since 2012, the club has worked out multi-year deals with Yadier Molina (2012 & 2017), Adam Wainwright (2013), Matt Carpenter (2014), Kolten Wong (2016), Carlos Martinez (2017), Paul DeJong (2018), Miles Mikolas (2019) and Paul Goldschmidt (2019).

Mozeleak engineered a series of late season moves in 2011 that transformed the Cardinals and saw the team go from 10 ½ games back in late August to winning the franchise's 11th World Championship. *Baseball America* named the Cardinals the 2011 Organization of the Year, the first time the franchise had received the honor. Mo was the 2011 recipient of the MLB.com GIBBY (Greatness in Baseball Yearly) Executive of the Year award and he was named, along with Tony La Russa, as the 2011 Baseball Man of the Year by the St. Louis Chapter of the Baseball Writers Association of America.

In 2012, the Cardinals fell just one win shy of capturing the N.L. Championship, and with the team's success, Mo was honored by the Negro Leagues Baseball Museum with the Andrew "Rube" Foster Award as Executive of the Year. The 2013 team won the National League Championship and returned to the World Series just two years removed from winning the World Series title in 2011. Following that season, the organization was recognized by *Baseball America* as the Organization of the Year - the second such honor in three years - and was honored by USA Today Sports as having the best franchise among Major League baseball teams. The 2014 team captured the Central Division title for a second-straight season and returned to the National League Championship Series for a fourth-straight year. St. Louis led all Major League Baseball teams in wins and reached the postseason for a fifth-straight season in 2015, the ninth time in franchise history a Cardinals team had won 100 games.

Mozeleak, 51, is a 25-year veteran of the Cardinals front office, having joined the organization following the 1995 season where he initially served as an assistant in scouting operations during both the 1996 and 1997 seasons. Mo was named assistant scouting director in 1998 and was promoted to scouting director during 1999 and 2000. Several notable players came out of the draft classes of '99 and 2000 under Mo's direction, most notably first baseman and perennial All-Star Albert Pujols who was drafted in the 13th round of the 1999 draft, as well as catcher Yadier Molina.

In 2001, Mozeleak was named Director of Baseball Operations and in 2003 he was promoted to Assistant General Manager. During his time as Assistant GM, Mo's duties increased as he focused more on the Major League Club and professional scouting, while still having direct involvement in both the scouting and player development departments.

Mozeleak began his career in baseball in 1993 with the Colorado Rockies where he worked in a variety of positions in baseball operations. He attended the University of Arizona and the University of Colorado. He currently serves as the National Trustee for the Foundation Fighting Blindness and sits on the Mercy Hospital Foundation board. Mozeleak lives in St. Louis with his wife, Julie, daughter, Allyson, and son, Will.





## MICHAEL GIRSCH

### VICE PRESIDENT & GENERAL MANAGER

Michael Girsch was promoted to Vice President and General Manager on June 30, 2017, becoming the 13th General Manager in franchise history. His contract as General Manager runs through the 2022 season, and he is responsible for handling the day-to-day work of the team, including coordinating the efforts of the team's baseball development group, contract negotiations, player evaluations and player transactions.

Prior to his appointment as GM, Girsch served as Assistant General Manager for seven seasons after being appointed to that position in January 2011.

From 2008-11, he served as the Director of Baseball Development, a newly created department focused on supporting Baseball Operations via internet applications, analytical models and decision support tools. Girsch joined the Cardinals in 2006, starting his career with a two year stint as the Coordinator of Amateur Scouting.

Before joining the Cardinals, Girsch, 43, earned a Bachelor of Science in Mathematics from the University of Notre Dame and an MBA from the University of Chicago Booth School of Business.

He and his wife, Kelly, reside in Webster Groves with their four children, twins Addison and Eleanor (15), Claire (13) and Tommy (12).

## ST. LOUIS CARDINALS GENERAL MANAGERS

Richard A. Meyer . . . . .	1954-55	Dorrel (Whitey) Herzog . . . . .	1980-82
Frank C. Lane . . . . .	1956-57	Joe McDonald . . . . .	1982-84
Vaughn P. (Bing) Devine . . . . .	1958-64	Dal Maxvill . . . . .	1985-94
Robert L. Howsam . . . . .	1965-66	Walt Jocketty . . . . .	1994-2007
Stanley F. Musial . . . . .	1967	John Mozeliak . . . . .	2007-17
Vaughn P. (Bing) Devine . . . . .	1968-78	Michael Girsch . . . . .	2017-Present
John Claiborne . . . . .	1979-80		



The 2019 St. Louis Cardinals Hall of Fame Induction Class at the Cardinals Hall of Fame Gallery, August 24, 2019.



## **MOISÉS RODRIGUEZ** **ASSISTANT GENERAL MANAGER**

Moisés Rodríguez was named the team's Assistant General Manager on September 27, 2017. Rodríguez has been a part of the organization for 12 seasons, previously serving as the Director of International Operations. In his role as Assistant General Manager, Rodríguez assists both the President of Baseball Operations and VP & General Manager with Major League player transactions, contract negotiations and player evaluations, and helps oversee all aspects of Baseball Operations including amateur and pro scouting, player development, international operations and baseball development.

Before becoming Assistant GM, Rodríguez directed the team's amateur scouting effort overseas, and supervised the player development and facility operations at the Cardinals Dominican Republic Academy. During his tenure, the international scouting department identified Cardinal pitchers Carlos Martínez and Alex Reyes as well as the late Oscar Taveras. Under his supervision, the Cardinals moved into a newly built player development academy in Boca Chica, Dominican Republic in 2015.

Prior to joining the Cardinals, Rodríguez worked for Major League Baseball in New York from 1998-2007, the last three-plus years as Manager of International Baseball Operations in the Commissioner's Office. During his tenure in the Commissioner's Office, he also specialized in the day-to-day handling of the waiver wire and rule enforcement related to clubs' Major and Minor League player movement transactions. His first position at MLB in 1998 was as an assistant in Media Relations and waivers for the National League office. He began his work in sports as an Assistant Director of Sports Information at the University of Connecticut.

Rodríguez, 46, was born in Hato Rey, Puerto Rico, before moving to New York City. He received a communications degree from the University of Connecticut. He and his wife, Michelle, have two sons.



## **RANDY FLORES** **ASSISTANT GENERAL MANAGER/DIRECTOR OF SCOUTING**

Randy Flores was promoted to Assistant General Manager on November 27, 2018. He has been the Director of Scouting since August 28, 2015, overseeing all aspects of the scouting department including the amateur draft.

Flores, 44, was part of the Cardinals 2006 World Series Championship team and spent eight seasons in the Majors. The left-hander played for St. Louis from 2004-08, appearing in over 200 games as a relief pitcher. He was drafted in 1997 by the New York Yankees from the University of Southern California, where he holds its all-time record for wins (42). Flores made his Major League debut in 2002 with the Texas Rangers and also saw big league action with Colorado (2002, 2009-10) and Minnesota (2010).

Prior to joining the Cardinals front office, he returned to USC, earning a M.Ed Postsecondary Administration in 2014. During graduate school he was USC's Pitching Coach (2013), worked as a college baseball analyst for ESPN and Pac-12 Networks, and founded a sports video technology company.

A native of Pico Rivera, Calif., Flores and his wife, Lindsey, reside in Olivette with their two daughters, Sloane (10), Rowan (8), and son Hawkins (2).



## **GARY LaROCQUE**

### **DIRECTOR, PLAYER DEVELOPMENT**

Gary LaRocque was named Director of Player Development prior to the 2014 season, and in this role oversees all aspects of player development. LaRocque joined the St. Louis organization in 2008 as Senior Special Assistant to the General Manager and was named Senior Advisor to Player Development prior to the 2013 season.

LaRocque is in his 45th year in professional baseball in player development and scouting. He served in senior management levels for the New York Mets beginning in 1998 as Scouting Director, Assistant General Manager, VP Player Development & Scouting and was Vice President of Professional Scouting in 2006.

Before joining the Mets, LaRocque started his professional playing career as an infielder in 1975 with the Milwaukee Brewers, and in 1979 began a 19-year career with the Los Angeles Dodgers as a minor league coach. LaRocque was a manager in the minors through 1988 before moving into the Dodgers' scouting department from 1989-97.

LaRocque acquired his degree in secondary education (mathematics) in 1975 from the University of Hartford, West Hartford, Conn., and was elected to the Athletic Hall of Fame at the University of Hartford in 1993. LaRocque was awarded the George Kissell Award in 2018 for his efforts as voted on by his peers.



## **JOHN VUCH**

### **DIRECTOR, BASEBALL ADMINISTRATION**

John Vuch is in his 33rd season in Baseball Operations and 42nd overall with the Cardinals. He was named to his current position following the 2013 season and he assists the VP/General Manager in all aspects of the Major League club, including taking the lead on arbitration cases and Rule 5 draft preparation, as well as handling contract negotiations for some of the 40-man roster players and minor league free agents.

Vuch held the title of Farm Director from September 2010 through the 2012 seasons, and during that time oversaw Championships for three teams [Quad Cities (A) & Johnson City (R) in 2011, Springfield (AA) in 2012]. The two championships in 2011 marked the first time since 1994 multiple Cardinals minor league affiliates won league championships, and the 2012 Springfield Cardinal team was recognized as the Minor League Team of the Year. Under his leadership, the 2010 Cardinals Minor League system had the highest combined winning percentage of any Major League organization and the Cardinals were recognized as the 2011 Organization of the Year by *Baseball America*. At the conclusion of the 2012 season, the Cardinals minor league system was ranked #1 by *Baseball Prospectus*, *Baseball America* and *ESPN*. He served as Director of Minor League Operations in 2013 and 2007-10, and was responsible for the daily operations of the Cardinals' farm system including minor league player personnel decisions. He began working for the Cardinals as a "runner" in 1979 and worked in the Sales Department from 1985-87.

Vuch was awarded the 2009 Harry Mitauer Good Guy Award by the St. Louis chapter of the BBWAA of America at their 51st annual dinner.

A St. Louis native, Vuch graduated from Oakville High School and the University of Missouri-St. Louis with a bachelor's degree in Business Administration. Vuch and his wife, Maria, reside in south St. Louis County and have three children: Jack (25), Hayley (22) and Anna (19).





## **LUIS MORALES**


### **DIRECTOR OF INTERNATIONAL OPERATIONS & ADMINISTRATION**

Luis Morales enters his 10th season with the Cardinals and third as the Director of International Operations and Administration. He was promoted to his current role in November 2017 after previously serving as the Assistant Director of International Operations for the previous three seasons. Morales started with the Cardinals as an International Operations Intern in 2011. His main responsibilities in his position are coordinating the organization's amateur scouting effort overseas, and supervising the player development and facility operations at the Cardinals Dominican Republic Academy.

Prior to the Cardinals, Morales worked four years with the Cleveland Indians as a Coordinator, Venezuelan Scouting. He started his career with Leones Del Caracas in the Venezuelan Winter League.

Morales, 37, earned his Bachelor's degree in Accounting from Universidad Catolica Andres Bello in Venezuela and his Master's degree in Sports Administration from St. Thomas University in Miami, Fla.

Born and raised in Caracas, Venezuela, Morales currently resides in Jupiter, Fla.




## **MATT BAYER**

### **PROJECT DIRECTOR, BASEBALL DEVELOPMENT**

Matt Bayer is in his ninth year with the Cardinals and first as Project Director, Baseball Development. As Project Director, he manages the day-to-day workflow of Baseball Development and serves as the communication link between Baseball Development and other departments within Baseball Operations.

Bayer started with the Cardinals in 2012 as a Baseball Development Assistant. He also served as Amateur Scouting Analyst and Manager of Scouting Analytics prior to receiving a promotion to his current role in November of 2019.

Before joining the Cardinals, Bayer, 30, earned a Bachelor of Science in Probability and Statistics, with a second major in Economics, from Washington University in St. Louis. Born and raised in Massapequa, New York, Bayer and his wife, Betty, reside in Webster Groves with their two children, Mary (3) and Bruce (1).



## **PATRICK CASANTA**

### **SYSTEMS DIRECTOR**

Patrick Casanta enters his seventh season with the Cardinals and first as the Director of Baseball Systems, leading a group responsible for the use of data, software and technology across all areas of Baseball Operations.

Casanta joined the Cardinals at the end of 2013, starting as the club's principal Software Developer. After serving as the Manager of Baseball Systems for the previous three seasons, he was promoted to his current role in 2019.

Casanta graduated from De Smet Jesuit High School and earned both his Bachelor's and Master's degrees in Computer Science from Loyola University of Chicago.

He and his wife, Lauren, reside in St. Louis.



## **KEVIN SEATS**

### **DIRECTOR, BASEBALL ANALYTICS**

Kevin Seats is entering his sixth season with the Cardinals and first as Director of Baseball Analytics. In this role, Seats leads a group that leverages the ever-growing size and scope of baseball data to build the analytical models and tools that are used in other departments within Baseball Operations. He was promoted to this role in November 2019 after having previously served as a Baseball Development Analyst.

Seats, 31, is a native of Cahokia, IL. Prior to joining the Cardinals, he attended Saint Louis University, where he earned Bachelor's degrees in Mathematics, Physics, and Geophysics, and his Ph.D. in Geophysics from Stanford University.

Seats lives in Columbia, IL with his wife, Brittany, and children, Ellie (3) and Aubrey.



## **DR. ROBERT BUTLER**

### **DIRECTOR OF PERFORMANCE**

Robert Butler is in his fifth season in Major League Baseball with the Cardinals. As the Director of Performance, Dr. Butler oversees player training and care for the Cardinals organization and all affiliates.

Prior to joining the Cardinals, he served as an Assistant Professor and Associate Director of the Michael W. Krzyzewski Human Performance Laboratory at Duke University for 5-1/2 years. A native of Wilmington, Del., Butler graduated from Marietta College where he earned his Bachelor's in Biology, Springfield College where he earned his M.S. in Biomechanics and Movement Science, and the University of Delaware where he earned his Ph.D. in Biomechanics. Following his doctoral training, he completed a post-doc at the University of North Carolina at Chapel Hill and also his Doctorate in Physical Therapy at the University of Evansville.

Butler (43) and his wife, Sarah, and children Madeline (12), Emelia (10) and Greyson (6), and dog, Blue, reside in Palm City, Fla.



## **BOB GEBHARD**

### **SENIOR SPECIAL ASSISTANT TO GENERAL MANAGER**

Bob Gebhard joined the Cardinals in 2017 as Sr. Special Assistant to Sr. VP/ General Manager John Mozeliak, and is in his 56th season in professional baseball. He came to St. Louis after 12 seasons with the Arizona Diamondbacks as Vice President & Special Assistant to the GM, the same role he held with the Cardinals from 2000-04.

Gebhard was on the ground floor of the Colorado Rockies franchise, joining the club during the winter of 1991 as the first General Manager in the team's history. He joined the Rockies from the Minnesota Twins where he won a pair of World Series rings in 1987 and 1991.

Gebhard was drafted by the Twins in the 15th round of the first June draft in 1965 and had an 11-year playing career with both the Twins and Montreal Expos. He was a player/coach in the Montreal organization from 1974-75, then coached in Montreal's system through 1986, including on the Major League coaching staff in 1982.

In 2012, Gebhard received the Roland Hemond Award from the Society of American Baseball Research (SABR) and in 2011 was named the recipient of the Sheldon "Chief" Bender Award from Minor League Baseball. In 2020, Gebhard and five others including notable skier Lindsey Vonn, will be inducted into the Colorado Sports Hall of Fame.

A native of Lamberton, Minn., Gebhard earned 16 letters in four sports in high school. His athletic career continued at the University of Iowa, where he co-captained the baseball team and played basketball.

Gebhard and his wife, Nancy, reside in Centennial, Colo., and have three children, Angie, Jenny and Casey, and eight grandchildren.



## **MATT SLATER**

### **SPECIAL ASSISTANT TO THE GM, PLAYER PROCUREMENT**

Matt Slater joined the Cardinals in 2007 and was named Special Assistant to the General Manager, Player Procurement in December 2017 after previously serving as the club's Director of Player Personnel.

He is in his 30th year in Major League Baseball where over the course of his career, he has helped build division winners and playoff teams in Baltimore, Los Angeles and St. Louis. In his current role as senior talent evaluator, Slater works hand in hand with the President and General Manager in all player acquisitions including Major League, minor league, amateur draft and international talent. Furthermore, he aids in contract negotiations and roster composition. For the past 12 years, Matt has served as a consultant to the Orix Buffaloes Baseball Club of Japan's Nippon Professional Baseball league. In addition, Slater continues to push the Cardinals organization forward in the emerging player procurement markets of Asia and Cuba.

Prior to joining the Cardinals, Slater served in various management capacities for the Los Angeles Dodgers for nine years, including Director of Scouting Operations, Director of Baseball Operations and Director of Professional Scouting. With the Dodgers, he oversaw scouting operations while also being involved with contract negotiations, arbitration and roster management. He worked with the Baltimore Orioles from 1995-98 as the Administrator of Scouting. Slater got his start in professional baseball with the Milwaukee Brewers when he was 19 years old. Beginning in 1991, he served as the Brewers' Scouting and Player Development Assistant.

A native of Fort Wayne, Ind., Slater graduated from Marquette University in Milwaukee, Wis. in 1993, with a degree in Business Administration – Organizational Management, and holds a law degree from Southwestern Law School in Los Angeles, Calif. He serves on the board of directors for Independence Center, a non-profit mental health facility in St. Louis. He resides in Chesterfield with his wife, Thomasine, and their three children, Brandon (19), Madison (16) and Jacob (16).



## ADAM OLSEN

### DIRECTOR OF MEDICAL OPERATIONS/ HEAD ATHLETIC TRAINER

Adam Olsen was named Director of Medical Operations for the Cardinals on January 7, 2019. He begins his fifth season as Head Athletic Trainer after completing six seasons as their Assistant Athletic Trainer/Physical Therapist.

Prior to his time in St. Louis, he served for four seasons as the Medical/Rehab Coordinator for the Cardinals out of their Spring Training Complex in Jupiter, Florida.

Olsen is a native of Green Bay, Wisconsin and is a graduate of Auburn University where he earned his Athletic Training Certification. Olsen worked as an athletic trainer for Disney's Wide World of Sports and Wildwood High School in the Orlando area before returning to school for his Master's in Physical Therapy from The University of Wisconsin – Madison. Following graduation, Olsen completed a post-professional Sports Physical Therapy Fellowship at Champion Sports Medicine and the American Sports Medicine Institute (ASMI) under the direction of Dr. James Andrews and Kevin E. Wilk in Birmingham, Alabama.

Olsen, 42, and his wife, Amy, reside in St. Louis with their daughters, Annabelle Frances (10) and Piper James (5), and their dog, August.



## CHRIS CONROY

### ASSISTANT ATHLETIC TRAINER

Chris is entering his ninth season with the St. Louis Cardinals Major League staff, after 13 years in their minor league system.

Chris spent time with five different affiliates, including the Memphis Redbirds (AAA), where he spent seven seasons. During his minor league career, Chris was awarded the Eastern League Athletic Trainer of the Year, as well as the Pacific Coast League Athletic Trainer of the Year.

Along with being a certified athletic trainer, he is a certified strength and conditioning specialist, a performance enhancement specialist, a corrective exercise specialist, and is currently working on advanced SFMA/ FMS based treatment paradigms.

Born an Irish citizen, Chris (43) was naturalized as a United States Citizen on July 3, 2010. He and his wife Kristi, and two daughters Madelyn, and Cecelia reside in St. Louis.



## JEREMY CLIPPERTON

### ASSISTANT ATHLETIC TRAINER

Jeremy is entering his fifth season with the Cardinals Major League staff, after serving four seasons with the Memphis Redbirds (AAA).

Before joining the Cardinals organization in 2012, Jeremy spent 11 years in the Seattle Mariners organization, including two in the PCL with the Triple-A Tacoma Rainiers. He also spent time at four other affiliates in the Seattle Mariner farm system and had one year (2001) in the Northwest League with the Spokane Indians in the Kansas City Royals Organization.

The Iowa native is a two-time award recipient, recognized by the Midwest League in 2006 and again in 2008 as the Minor League Athletic Trainer of the Year by the Professional Athletic Trainers Society, the highest Minor League award as the top athletic trainer in all of the Minor Leagues. He was also named the Southern League Trainer of the Year in 2008.

Jeremy, his wife Jessica, and son Calvin, reside in St. Louis Hills.





## THOMAS KNOX

### ASSISTANT DIRECTOR, PERFORMANCE

Thomas Knox is in his fifth season with the Cardinals, and second as the Assistant Director of Performance. He served three seasons (2016-18) as Major League Physical Therapist.

Knox joined the Cardinals before the 2016 season after completing three seasons as Director of Player Performance and Rehabilitation for the NBA Washington Wizards.

Knox received a BS in Exercise Science in 2006 and Doctorate of Physical Therapy in 2009 from the University of Evansville. He completed a post-graduate residency in sports physical therapy through ProRehab in Evansville, Ind. Knox worked for EXOS (formerly Athletes' Performance) for three years as a performance specialist and physical therapist in Frisco, Texas and Gulf Breeze, Fla., whose clientele included professional athletes and members of the military special operation groups.

Knox, is a Board Certified Sports Clinical Specialist, a certified strength and conditioning specialist, certified in Functional Movement Systems and Kinetacore Dry Needling.

Born and raised in nearby Woodlawn, Ill., Knox currently resides in St. Louis.



## LANCE THOMASON

### STRENGTH AND CONDITIONING COACH

Lance Thomason enters his eighth season with the Cardinals organization and second in St. Louis as strength and conditioning coach.

Prior to joining St. Louis, Thomason served in the same capacity with Triple-A Memphis (2017-18), Double-A Springfield (2015-16), Single-A Peoria (2014) and Rookie-level Johnson City (2013).

Before the Cardinals organization, Thomason interned with the University of Wyoming Performance Department after graduation and also was a volunteer strength coach.

Thomason graduated from Evanston (Wyo.) High School and earned a bachelor's degree in Kinesiology and Health Promotion from the University of Wyoming. He resides in St. Louis with wife, Crystal, son, Brooks (5) and daughter Everly (3).



## JASON SHUTT

### PERFORMANCE SPECIALIST & PHYSICAL THERAPIST

Jason Shutt begins his fifth season as a Performance Specialist with the Cardinals and his fourth in St. Louis with the Major League club. In 2016, Shutt was based out of the Cardinals Complex in Jupiter, Fla.

In his role as Performance Specialist, Shutt seeks to optimize player readiness, durability and physical performance. Prior to joining the Cardinals, he consulted with professional and Olympic athletes while at the Michael Krzyzewski Human Performance Laboratory at Duke University.

Shutt is a native of Uniondale, Ind., and received his Physical Therapy doctorate from Duke University.

## CARDINALS MEDICAL TEAM

St. Louis based Mercy is entering its eighth year as the team's official medical provider. Mercy manages the team's orthopedic and sports medicine needs, as well as providing other medical services for the team, the Cardinals organization and front office.



**DR. GEORGE PALETTA, JR.**  
HEAD ORTHOPEDIST  
SURGEON



**DR. BRIAN MAHAFFEY**  
COORDINATOR OF MEDICAL  
SERVICES & TEAM PHYSICIAN



**DR. LYNDON GROSS**  
TEAM ORTHOPEDIST



**DR. JULIENNE LIPPE**  
TEAM ORTHOPEDIST



**DR. CHRISTIAN VERRY**  
PRIMARY CARE  
INTERNAL MEDICINE  
PHYSICIAN



**DR. DAN BERGMAN**  
DENTIST



**DR. BRANDON LARKIN**  
CONCUSSION SPECIALIST



**DR. ADAM FEDYK**  
OPHTHALMOLOGIST



**MICHAEL E. MURPHY, DC**  
TEAM CHIROPRACTOR

### MINOR LEAGUE MEDICAL TEAMS

#### MEMPHIS REDBIRDS

Dr. Arthur Franklin, MD - Team Internist  
Dr. Barry Phillips, MD - Team Orthopedist, Head Physician  
Dr. David Bernholt - Team Orthopedist

#### SPRINGFIELD CARDINALS

Dr. Landon Hough - Team Internist  
Dr. Royce Moore - Team Internist  
Dr. Richard Seagrave, III, MD - Team Orthopedist  
Dr. Victor Wilson - Team Orthopedist, Head Physician

#### PALM BEACH CARDINALS & GCL CARDINALS

Dr. Daniel L. Boss, MD - Team Internist  
Dr. Ryan Simovitch, MD - Team Orthopedist, Head Physician

#### PEORIA CHIEFS

Dr. Stephen Orlevitch - Team Orthopedist, Head Physician  
Dr. Jessica Tonozi-Kinzinger - Team Internist

#### STATE COLLEGE SPIKES

Dr. Dov Bader - Team Orthopedist, Head Physician  
Dr. Phillip Bosha - Team Internist

#### JOHNSON CITY CARDINALS

Dr. Marc Aiken, Team Orthopedist, Head Physician  
Dr. Todd Fowler, MD - Primary Care Sports Medicine Specialist  
Dr. L. Allan Colyar - Team Internist

#### DOMINICAN REPUBLIC SUMMER LEAGUE CARDINALS

Dr. Jenne Ramirez, Cardiologist  
Dr. Irvin Mármol, Orthopedic  
Dr. Gloreley Garrido, Ophthalmologist  
Dr. Grey Camerena, General Physician - Lead Physician  
Dr. Kallen Medina, Family and Community Medicine



**ERNE MOORE**  
DIRECTOR, TEAM TRAVEL



**MARK WALSH**  
HEAD CLUBHOUSE  
MANAGER



**RIP ROWAN**  
VISITING CLUBHOUSE  
MANAGER



**ANDY BOLLIER**  
ASSISTANT EQUIPMENT  
MANAGER




**PATRICK CRAMER**  
HOME CLUBHOUSE  
ASSISTANT



**CLAYTON MEYER**  
HOME CLUBHOUSE  
ASSISTANT



**CRAIG WOELHKE**  
HOME CLUBHOUSE  
ASSISTANT



**ANDREW RIPPERT**  
HOME CLUBHOUSE  
ASSISTANT



**SCOTT KELTNER**  
VISITING CLUBHOUSE  
ASSISTANT



**CHAD BLAIR**  
VIDEO COORDINATOR



**BEN BULTMANN**  
ASSISTANT VIDEO  
COORDINATOR



**MIKE MEIER**  
VIDEO ROOM ASSISTANT



**DAVE VONDERHAAR**  
MINOR LEAGUE EQUIPMENT  
MANAGER



**JAMIE POGUE (94)**  
BULLPEN CATCHER/  
CATCHING INSTRUCTOR



**KLEINGER  
TERAN (76)**  
BULLPEN CATCHER



**DENNIS  
SCHUTZENHOFFER (90)**  
BATTING PRACTICE PITCHER



**DAN FARRELL**  
SENIOR VICE PRESIDENT  
SALES & MARKETING



**MIKE WHITTLE**  
SENIOR VICE PRESIDENT &  
GENERAL COUNSEL



**BRAD WOOD**  
SENIOR VICE PRESIDENT & CHIEF  
FINANCIAL OFFICER



**JOE ABERNATHY**  
VICE PRESIDENT,  
FACILITY PLANNING &  
ENGINEERING



**VICKI BRYANT**  
VICE PRESIDENT,  
EVENT SERVICES  
& MERCHANDISING



**MATT GIFFORD**  
VICE PRESIDENT,  
STADIUM OPERATIONS



**DAN GOOD**  
VICE PRESIDENT,  
BUSINESS DEVELOPMENT



**MICHAEL HALL**  
VICE PRESIDENT,  
COMMUNITY RELATIONS  
& EXECUTIVE DIRECTOR,  
CARDINALS CARE



**ANN SEENEY**  
VICE PRESIDENT,  
HUMAN RESOURCES



**JOE STROHM**  
VICE PRESIDENT,  
TICKET SALES



**THANE VAN  
BREUSEGEN**  
VICE PRESIDENT,  
CORPORATE MARKETING &  
STADIUM ENTERTAINMENT





**Barry Abbett**  
Stadium Operations



**Clayton Adams**  
Ticket Sales



**Celina Allen**  
Corporate Sales



**Danielle Amann-Stewart**  
Stadium Operations



**Payton Asmus**  
Ticket Sales



**Jason Aubert**  
Ticket Sales



**Heather Bacon**  
Purchasing



**Hope Baker**  
Stadium Operations



**Jason Baker**  
Information Technology



**Scott Baker**  
Ticket Sales



**Whitney Banker**  
Ticket Sales



**Patrick Barrett**  
Stadium Operations



**Brian Bartow**  
Communications



**Mary Clare Bena**  
Ticket Sales



**Isaiah Berg**  
Baseball Operations



**Amy Berra**  
Museum



**Ken Biekert**  
Stadium Operations



**Kara Blakley**  
Event Services



**Liz Blase**  
Accounting



**Angela Bourget**  
Information Technology



**Justin Boyer**  
Information Technology



**Katie Brandenburg**  
Corporate Sales



**Linda Brauer**  
Baseball Operations



**Tim Brewer**  
Information Technology



**Jamie Brickler**  
Ticket Sales



**Ashley Brown**  
Event Services



**Gretchen Brune**  
Corporate Sales



**Jayme Bryant**  
Human Resources



**Jeremy Busby**  
Ticket Sales



**Steve Carpenter**  
Ticket Sales



**Anne Carroll**  
Corporate Sales



**Rex Carter**  
Accounting



**Kyle Cassity**  
Corporate Sales



**Jason Chaffin**  
Ticket Sales



**Kelly Cheatham**  
Museum



**Whitney Clark**  
Corporate Sales



**Martin Coco**  
Ticket Sales



**Patty Cooper**  
Accounting



**Robyn Curtis**  
Corporate Sales



**Andrew Dean**  
Ticket Sales



**Rasheed DeBord**  
Ticket Sales



**Kyle Dinges**  
Corporate Sales



**Chris Dolan**  
Business Strategy  
and Analytics



**Sean Driver**  
Stadium Operations



**Javier Duren**  
Baseball Operations



**Tyra Duren**  
Human Resources



**Megan Eberhart**  
Corporate Sales



**Ryan Eberhart**  
Ticket Sales



**Kerry Emerson**  
Ticket Sales



**Meghan Essman**  
Community Relations



**Jill Falk**  
Communications



**Tim Falkner**  
Stadium Entertainment



**Nora Farrell**  
Communications



**Rob Fasoldt**  
Ticket Sales



**Tony Ferreira**  
Baseball Operations



**Brian Finch**  
Museum



**Bill Findley**  
Stadium Operations



**Michelle Flach**  
Accounting



**Fredbird**  
Team Mascot



**Adam Froidl**  
Corporate Sales



**Nicholas Garzia**  
Legal Office



**Jim Gilstrap**  
Publications



**Deanne Green**  
Human Resources



**Nate Green**  
Event Services



**Garrett Greenwood**  
Baseball Operations



**Elroy Gretzmacher**  
Stadium Operations



**Tyler Hadzinsky**  
Baseball Operations



**Lisa Haffer**  
Ticket Sales



**Scott Haggerty**  
Event Services




**Jennifer Halaz**  
Event Services



**Natalie Halliday**  
Ticket Sales



**Michael Hanson**  
Information Technology



**Joseph Harig**  
Ticket Sales



**Jackson Hartig**  
Ticket Sales



**Justin Hatcher**  
Stadium Operations





**Jared Haukap**  
Stadium Entertainment



**Chris Havron**  
Accounting



**Paul Hayden**  
Accounting




**Todd Heitmann**  
Baseball Operations



**Kurt Hoevel**  
Accounting



**Marissa Hoover**  
Accounting




**Nicole Howard**  
Ticket Sales



**Joe Humphries**  
Stadium Operations




**David Hunn**  
Information Technology



**Erik Jaffry**  
Event Services



**Pierce Jefferson**  
Ticket Sales




**Taylor Jenkins**  
Ticket Sales



**Marybeth Johnson**  
Communications




**Grace Kell**  
Ownership/Legal Office



**Alan Kessler**  
Baseball Operations



**Sandi Kieser**  
Corporate Sales




**Gabe Kiley**  
Publications



**Courtney Kincade**  
Event Services



**Chelsea King**  
Community Relations



**Chris King**  
Ticket Sales



**Justin Klutenkamper**  
Information Technology



**Shannon Knobloch**  
Ticket Sales



**Shannon Lacker**  
Ticket Sales



**Andrew Lampe**  
Ticket Sales



**Nancy Landa**  
Ticket Sales



**Kathy Langenfeld**  
Ticket Sales



**George Laningham**  
Stadium Operations



**Julie Laningham**  
President's Office



**Zachary Lauer**  
Ticket Sales



**Darla Leach**  
Event Services



**Phil Leara**  
Information Technology



**PJ Lee**  
Communications



**Andrew Leigh**  
Ticket Sales



**Aleah Likas**  
Event Services



**Adele Linderman**  
Ticket Sales



**Missy Liotta**  
Accounting



**Kristin Livingston**  
Corporate Sales



**Dan Looney**  
Stadium Operations



**John Lowry**  
Accounting



**Carol Lueke**  
Communications



**Austin Lukaschewski**  
Baseball Operations



**Alex Maldonado**  
Ticket Sales



**Shawn Maloney**  
Ticket Sales



**Hosei Maruyama**  
Stadium Operations



**Thomas McCarty**  
Ticket Sales



**Dylan McGehee**  
Ticket Sales



**Brett McMillan**  
Communications



**Stan McNeal**  
Publications



**Elisabeth Meinecke**  
Publications



**Phil Melcher**  
Stadium Operations



**Joseph Melton**  
Stadium Operations



**Ashleigh Middlebrook**  
Stadium Operations



**Chris Molina**  
Purchasing



**Terry Moll**  
Stadium Operations



**Tyler Munie**  
Stadium Entertainment



**Mark Murray**  
Business Strategy  
and Analytics



**Jennifer Needham**  
Ticketing & Business  
Analysis



**Jeremy Neel**  
Stadium Operations



**Wyatt Neisler**  
Ticket Sales



**Jared Odom**  
Baseball Operations



**Michael Palovcsik**  
Ticket Sales



**Tom Parchomski**  
Corporate Sales



**Bonnie Parres**  
Community Relations



**Damon Patterson**  
Ticket Sales



**Greg Pauli**  
Information Technology



**Chris Perfater**  
Information Technology



**Debbie Pfaff**  
Corporate Sales



**Joe Pfeiffer**  
Corporate Sales



**Sheila Pinsker**  
Event Services



**Paul Pohlman**  
Ticket Sales



**Brendan Probst**  
Ticket Sales



**Erin Pruhs**  
Museum



**Julia Prusaczyk**  
Baseball Operations




**Lori Rains**  
Ticket Sales



**Brianna Reese**  
Ticket Sales





**Brian Rehagen**  
Ticket Sales



**Cindy Richards**  
Stadium Operations



**Cadence Rippeto**  
Corporate Sales



**Sam Roberts**  
Ticket Sales



**Andrea Robinson**  
Ticket Sales



**Michael Robinson**  
Stadium Operations



**Stanley Ruchalski**  
Stadium Operations



**Gail Ruhling**  
Corporate Sales



**Thomas Ryan**  
Ticket Sales



**Michael Salony**  
Ticket Sales



**Dolores Scanlon**  
Ticket Sales




**Brittany Schelp**  
Museum



**Joe Schindler**  
Stadium Operations



**Justin Scott**  
Stadium Operations



**Gabrielle Sealey**  
Event Services



**Tracey Sessions**  
Accounting



**Brian Seyfert**  
Baseball Operations



**Arvind Sezhiyan**  
Corporate Sales



**Nicholas Sharpe**  
Ticket Sales



**Matt Shead**  
Stadium Entertainment



**Carson Shipley**  
Communications



**Tony Simokaitis**  
Corporate Sales



**Elaine Sims**  
Stadium Operations



**Amanda Small**  
Community Relations



**Brian Smith**  
Information Technology



**Jerry Smith**  
Stadium Operations




**Cullen Speckhals**  
Ticket Sales



**Justin Sprengel**  
Stadium Entertainment



**Larry State**  
Corporate Sales



**Emily Stephens**  
Communications



**Julie Stevens**  
Ticket Sales



**Alex Stone**  
Ticket Sales



**Megan Stubblefield**  
Event Services



**Michael Swan**  
Ticket Sales



**Justin Talbert**  
Ticket Sales



**Laney Thacker**  
Stadium Operations



**Ron Torrey**  
Stadium Operations



**Melissa Tull**  
Ticket Sales



**Chris Tunno**  
Communications



**Tony Valleroy**  
Stadium Operations



**Cayla Wagner**  
Museum



**Kelly Walsh**  
Ticket Sales



**Lindsey Weber**  
Community Relations



**Bethany White**  
Ticket Sales



**Reggie Whitted**  
Ticket Sales



**Michael Whitty**  
Communications



**Emily Wiebe**  
Baseball Operations



**Lester Williams**  
Stadium Operations



**Tracy Williams**  
Purchasing



**Craig Wilson**  
Stadium Entertainment



**Brad Wood III**  
Stadium Entertainment



**Blake Woodard**  
Ticket Sales



**Taka Yanagimoto**  
Communications



**Perry Yee**  
Information Technology



**Melody Yount**  
Baseball Operations



**Trisha Zalenski**  
Business Strategy  
and Analytics



**Steve Zesch**  
Publications





CONGRATULATIONS  
ON YOUR RETIREMENTS



JUDY BARADA



MARK DEJOHN

**RETIREMENTS**



# LIVE LOOK-INS AND ANALYSIS **MLB TONIGHT**™

**PLUS 5 LIVE GAMES EACH WEEK**




**OUR NATIONAL PASTIME  
ALL THE TIME®**



GO TO [FINDMLBNETWORK.COM](http://FINDMLBNETWORK.COM) FOR CHANNEL NUMBER

© 2020 MAJOR LEAGUE BASEBALL PROPERTIES, INC. ALL RIGHTS RESERVED.



MIKE SHILDT,  
2019 NATIONAL  
LEAGUE MANAGER  
OF THE YEAR



**MANAGER,  
COACHES  
AND PLAYERS**

MIKE SHILDT  
ST. LOUIS CARDINALS





# MIKE SHILDT

(pronounced like "quilt")

8

**FULL NAME:** Michael T. Shildt  
**BORN:** Charlotte, North Carolina  
**DATE OF BIRTH:** August 9, 1968  
**OPENING DAY AGE:** 51 (Turns 52 on August 9)  
**UNIFORM NUMBERS WORN:** 83 (2017-18), 8 (2018-present)

MANAGER



## SHILDT — MANAGERIAL RECORD

Year	Club	League	Finish	W	L
2009	Johnson City	Appalachian (R)	2nd (West)	37	30
2010	Johnson City	Appalachian (R)	1st (West)	42	24
2011	Johnson City	Appalachian (R)	1st (West)	45	23
2012	Springfield	Texas (AA)	1st (North)	77	61
2013	Springfield	Texas (AA)	3rd (North)	64	74
2014	Springfield	Texas (AA)	3rd (North)	68	72
2015	Memphis	Pacific Coast (AAA)	2nd (American Southern)	73	71
2016	Memphis	Pacific Coast (AAA)	4th (American Southern)	65	77
2018	St. Louis	National	3rd (Central)	41	28
2019	St. Louis	National	1st (Central)	91	71
<b>MAJOR TOTALS</b>				<b>132</b>	<b>99</b>
<b>MINOR TOTALS</b>				<b>471</b>	<b>432</b>

## CAREER NOTES:

Mike Shildt is entering his third season (second full season) as the Cardinals manager, having led the team to an N.L. Central Division title in 2019. Shildt was voted the N.L. Manager of the Year for 2019 by the Baseball Writers' Association of America, joining Hall of Fame managers Whitey Herzog (1985) and Tony La Russa (2002) as the only Cardinals managers to have won the award. He is the only MLB Manager of the Year to have never played professionally.

Shildt guided the Cardinals to their 12th N.L. Central title in his first full season at the helm, overseeing a transformation of the team's defense with record-setting performances, as the Cardinals became the first Major League team in history to go from worst to first in errors in back-to-back seasons. The Cardinals went 91-71 in 2019 while advancing to the N.L. Championship Series, and are 132-99 (.571 winning pct.) under Shildt since he was named interim manager in 2018.

Shildt was named the 50th manager in franchise history on July 15, 2018, serving on an interim basis after replacing Mike Matheny. After guiding the team to a National League best 26-12 (.684) mark in his first 38 games at the helm, Shildt was named manager on August 28, 2018. He was signed to a three-year contract extension thru 2022 in November, 2019.

Shildt was serving in his second season as a member of the Cardinals Major League coaching staff prior to his appointment as interim manager, and his first season as the team's bench coach. Shildt began the 2017 season as quality control coach on the Major League staff before taking over as third-base coach in June.

Shildt's 41-28 record (.594 winning percentage) to finish out the 2018 season, tied with the Milwaukee Brewers and Colorado Rockies for the top mark in the National League from his appointment on July 15. He posted the best 40-game start by a Cardinals first year manager going 27-13. In August of 2018, the Cardinals were a Major League best 22-6 (.786), their first 22-win August since 1946 (22-9) and the team's best record in the month of August since 1944 (25-8). Shildt's efforts were recognized by BBWAA voters, earning him a 4th place finish in the 2018 N.L. Manager of the Year voting.

Prior to joining the Major League staff, Shildt had logged eight seasons as a minor league manager in the Cardinals organization, the most recent at the triple-A level with the Memphis Redbirds (2015-16). He compiled a career managerial record of 471-432 (.522) over his eight seasons in the minors, winning league championships in each of his three career playoff appearances.

Shildt served as a coach for the Pacific Coast League All-Star team in 2016 during the Triple-A All-Star Game that was held at BB&T Ballpark in his hometown of Charlotte, N.C.

Sixteen of his players off the Memphis roster made their Major League debuts during the 2015 and 2016 seasons. Shildt won his first league championship at Johnson City in the Appalachian League in 2010 and followed it up with another title in 2011. In his first season at double-A Springfield (2012), Shildt led the Cardinals to a team-record 77 wins and their first Texas League Championship defeating Frisco 3-1 after knocking off Tulsa 3-2 in the opening round. This marked his third consecutive title in his fourth year of managing in the minor leagues.

In 2011, Shildt's Johnson City team set a short-season franchise record with 45 wins, just a year after tying the previous mark of 42. While at Johnson City, Shildt compiled a 124-77 (.617) record over three seasons, averaging 41 wins per season and guided the team to their first championship since 1976. In his first year at the helm of Johnson City (2009), he led the squad to their best record in 13 years (37-30), a year removed from serving as the hitting coach for the squad in 2008.

Shildt began every season from 2004-07 serving as an area scout and player development instructor before moving on to coach for a Cardinals short-season team, first as hitting coach at New Jersey in 2004-05, bench coach in State College in 2006 and position coach for Batavia in 2007.

Shildt earned the George Kissell Award in 2010 to add to his 2010 Appalachian League Manager of the Year award after his success at Johnson City as well as serving as the Cardinals Minor League Field and Spring Training Coordinator, a position he held from 2008-12. Shildt managed the Salt River Rafterers of the Arizona Fall League to a 19-12 record in 2013, winning their final seven games, and finishing a half-game back of first place in the East Division.

Prior to joining the Cardinals, from 1999-2003, Shildt was an associate scout for the MLB Scouting Bureau and was head varsity coach at West Charlotte High School from 1994-96.

Shildt has five years of collegiate coaching under his belt, working as the hitting coach and recruiting coordinator at both UNC-Charlotte and UNC-Asheville.

Shildt, 51, is a 1991 graduate of UNC-Asheville with a degree in business and currently resides in Weddington, N.C. He was a three-year letter winner on the Bulldogs baseball team and grew up working for the Orioles double-A team in Charlotte with Cal Ripken, Jr., and Eddie Murray, performing clubhouse detail and working the scoreboard. He is also co-director of a Charlotte-based non-profit organization, Baseball for Life.

Shildt and his wife, Michelle, were married on March 6, 2020 in Jupiter, Fla.

## PROFESSIONAL COACHING CAREER

St. Louis Cardinals Manager .....	2018-2020
St. Louis Cardinals Interim Manager .....	2018
St. Louis Cardinals Bench Coach .....	2018
St. Louis Cardinals Quality Control Coach .....	2017
St. Louis Cardinals 3rd Base Coach .....	2017
Memphis (AAA) Manager .....	2015-16
Springfield (AA) Manager .....	2012-14
Salt River Rafterers (AFL) Manager .....	2013
Cardinals Minor League Spring Training Coord. ..	2008-12
Johnson City (R) Manager .....	2009-11
Johnson City (R) Hitting Coach .....	2008
Batavia (SS-A) Position Coach .....	2007
State College (SS-A) Bench Coach .....	2006
New Jersey (SS-A) Hitting Coach .....	2004-05
St. Louis Cardinals Area Scout .....	2004-07

## AWARDS & HONORS

**National League  
Manager of the Year (BBWAA)**  
2019: St. Louis Cardinals

**George Kissell Award**  
2010: Johnson City (R)

**Triple-A All-Star Game**  
2016: Pacific Coast League (Coach)

**Texas League Championship**  
2012: Springfield (AA)

**Appalachian League Manager of the Year**  
2010: Johnson City (R)

**Appalachian League Championship**  
2011: Johnson City (R)  
2010: Johnson City (R)





# JEFF ALBERT

54

**FULL NAME:** Jeffrey M. Albert  
**BORN:** Rochester, New York  
**DATE OF BIRTH:** October 31, 1980  
**OPENING DAY AGE:** 39  
**UNIFORM NUMBERS WORN:** 46 (2018), 54 (2019-present)

## HITTING COACH



### ALBERT — COMPLETE RECORD

Year Team	AVG	G	AB	R	H	2B	3B	HR	RBI	SH	SF	HBP	BB	IBB	SO	SB	CS	GDP	SLG	OBP	E
2003 Washington (Pa.)	.176	9	17	2	3	1	0	0	0	0	0	1	0	0	4	0	0	1	.235	.458	0
2007 Shreveport	.000	2	4	0	0	0	0	0	1	0	1	0	1	0	0	0	0	0	.000	.167	0
<b>INDEPENDENT TOTALS</b>	<b>.143</b>	<b>11</b>	<b>21</b>	<b>2</b>	<b>3</b>	<b>1</b>	<b>0</b>	<b>0</b>	<b>1</b>	<b>0</b>	<b>1</b>	<b>1</b>	<b>1</b>	<b>0</b>	<b>4</b>	<b>0</b>	<b>0</b>	<b>1</b>	<b>.190</b>	<b>.399</b>	<b>0</b>

### CAREER NOTES:

Jeff Albert was hired as the St. Louis Cardinals hitting coach in November 2018 after the previous six years in the Houston Astros organization.

The 39-year old hitting instructor was the second hitting coach with the Astros in 2018 after serving as the minor league hitting coordinator from 2014-17 and 2013 as the roving hitting instructor.

Prior to his time with the Astros, Albert launched his professional coaching career with the Cardinals organization starting as hitting coach for the Batavia MuckDogs of the short-season A ball affiliate in the New York-Penn League. The MuckDogs won the New York-Penn League title in 2008 knocking off Jamestown 2-0 in the championship series.

Albert advanced to the Cardinals High-A Florida State League affiliate in Palm Beach where he served as hitting coach from 2009-12.

Prior to entering the coaching ranks, Albert played two seasons of Independent League baseball for the Washington (Pa.) Wild Things in 2003 and the Shreveport Captains in 2007.

Albert's college playing career was spent at Butler University where he lettered twice for the Bulldogs and helped lead them to their highest win total in program history with 34 wins in 2002 and again in 2003, a total which was not matched by another Butler baseball team until they won 34 again in 2018. In 2002, Albert led the team with 34 RBI garnering Second Team All-Horizon League honors at third base. He finished his collegiate career with a .284 batting average and 10 home runs.

His accolades off the field include a Master's Degree in Exercise Science from Louisiana Tech University where he was also involved in various baseball training and research, as well as strength and conditioning work with the school's baseball and softball programs.

Albert is a certified strength and conditioning specialist (CSCS) through the National Strength and Conditioning Association (NSCA), and runs swingtraining.net, which is a site dedicated to baseball training and analysis.

He resides in Jupiter, Florida.

### PROFESSIONAL COACHING CAREER

St. Louis Cardinals Hitting Coach.....	2019-2020
Houston Astros Second Hitting Coach .....	2018
Houston Astros Minor League Hitting Coord. ....	2014-17
Houston Astros Roving Hitting Instructor.....	2013
Palm Beach (A) Hitting Coach.....	2009-12
Batavia (SS-A) Hitting Coach .....	2008

### AWARDS & HONORS

**New York-Penn League Championship**  
 2008: Batavia (SS-A)

## ST. LOUIS CARDINALS ALL-TIME COACHES ROSTER

Jeff Albert .....	2019-20	Ray Katt.....	1959-61	Mitchell Page.....	2001-04
Mike Aldrete .....	2012-14	Tony Kaufmann.....	1947-50	Dave Parker .....	1998
Tony Auferio .....	1973	Johnny Keane .....	1959-61	Heinie Peitz .....	1913
Don Baylor .....	1992	Bill Killefer .....	1926	Joe Pettini.....	2002-11
Joe Becker .....	1965-66	George Kissell.....	1969-75	Gaylen Pitts .....	1991-95
David Bell .....	2014-17	Hub Kittle .....	1981-83	Howie Pollet .....	1959-64
Vern Benson .....	1961-64, 70-75	Darold Knowles.....	1983	Bill Posedel.....	1954-57
Ray Blades.....	1930-32, 51	Fred Koenig.....	1976	Jamie Quirk .....	1984
Ken Boyer .....	1971-72	Jack Krol.....	1977-80	Tommy Reynolds .....	1996
Steve Braun .....	1990	Rene Lachemann.....	1997-99	Dave Ricketts .....	1974-75, 78-91
Mark Budaska .....	2018-19	Hal Lanier .....	1981-85	John Riddle .....	1952-55
Jose Cardenal .....	1994-95	Carney Lansford .....	1997-98	Mark Riggins .....	1995
Chris Chambliss .....	1993-95	Johnny Lewis .....	1973-76, 84-89	Jim Riggleman .....	1989-90
Stubby Clapp .....	2019-20	Derek Lilliquist.....	2011-17	Mike Roarke .....	1984-90
Joe Coleman .....	1991-94	Nick Leyva.....	1984-88	Sonny Ruberto .....	1977-78
Dave Collins .....	1991-92	John Mabry .....	2013-18	Mike Ryba .....	1951-54
Walker Cooper .....	1957	Mike Maddux.....	2018-20	Red Schoendienst.....	1962-64, .....79-95
Joe Cunningham.....	1982	Chris Maloney .....	2012-17	Barney Schultz.....	1971-75
Mark DeJohn.....	1996-2001	Marty Marion .....	1950	Joe Schultz.....	1963-68
Bucky Dent.....	1991-94	Oliver Marmol.....	2017-20	Mike Shildt.....	2017-18
Dave Duncan .....	1996-2011	Marty Mason .....	2000-10	Burt Shotton .....	1923-25
Mike Easler .....	1999-2001	Dal Maxvill .....	1979-80	Dick Sisler .....	1966-70
Bryan Eversgerd .....	2018-20	Derrick May .....	2016	Hal Smith.....	1962
Bob Gibson .....	1995	Willie McGee .....	2018-20	Al Sothoron .....	1927-28
Preston Gomez .....	1976	Mark McGwire.....	2010-12	Joe Sugden .....	1921-25
Mike Gonzalez .....	1934-46	Dave McKay.....	1996-2011	Lee Thomas .....	1972, 83
George Greer .....	2018	Bill McKechnie.....	1927	Ray Thomas.....	1922
Stan Hack .....	1957-58	Hal McRae .....	2005-09	Tim Thompson.....	1981
Rich Hacker.....	1986-90	Dyar Miller .....	2012	Tink Turner .....	1924
Ron Hassey.....	1996	Bob Milliken.....	1965-70, 76	Mickey Vernon .....	1965
George Hendrick.....	1996-97	Terry Moore.....	1949-52, 56-58	Dixie Walker .....	1953, 55
Chuck Hiller .....	1981-83	Mo Mozzali .....	1977-78	Harry Walker .....	1959-62
Al Hollingsworth .....	1957-58	Bill Mueller.....	2015-18	Buzzy Wares.....	1930-52
Johnny Hopp.....	1956	Billy Muffett.....	1967-70	Ron "Pop" Warner.....	2017-20
Jack Hubbard .....	1993	Greasy Neale .....	1929	Otto Williams.....	1926
Blaise Ilsley .....	2013-17	Charley O'Leary .....	1913-17	Bert Zeller .....	1970
Jobel Jiménez .....	2019-20	Jack Onslow.....	1928	Tom Zimmer.....	1976
Darrell Johnson .....	1960-61	Jose Oquendo.....	1999-2015, 18		
Lou Kahn.....	1954-55	Claude Osteen .....	1977-80		



**STUBBY  
CLAPP**

**82**

**FULL NAME:** Richard Keith Clapp

**BORN:** Windsor, Ontario, Canada

**DATE OF BIRTH:** February 24, 1973

**OPENING DAY AGE:** 47

**UNIFORM NUMBERS WORN:** 29 (2001), 11 (2019), 82 (2020)

**FIRST BASE COACH**



**CLAPP — PLAYING RECORD**

Year Team	AVG	G	AB	R	H	2B	3B	HR	RBI	SH	SF	HBP	BB	IBB	SO	SB	CS	GDP	SLG	OBP	E
1996 Johnson City	.223	29	94	25	21	3	2	1	15	1	1	1	26	0	15	9	2	2	.330	.393	3
1997 Prince William	.318	78	267	51	85	21	6	4	46	4	4	6	52	2	41	9	4	2	.487	.435	8
1998 Arkansas	.278	139	514	113	143	30	9	12	57	8	6	8	86	3	100	18	10	10	.442	.386	17
1999 Memphis	.260	110	393	72	102	26	2	14	62	4	4	3	53	4	96	7	7	9	.443	.349	8
2000 Memphis	.273	129	505	89	138	28	8	1	52	6	4	5	80	0	88	10	5	7	.366	.375	15
2001 ST. LOUIS	.200	23	25	0	5	2	0	0	1	0	0	0	1	0	7	0	0	0	.280	.231	0
Memphis	.304	86	299	48	91	14	7	5	33	4	1	1	43	2	46	8	4	4	.448	.392	10
2002 Memphis	.242	100	359	49	87	19	2	2	20	0	2	5	46	4	70	2	7	9	.323	.335	12
2003 Richmond	.217	105	286	43	62	11	9	3	23	4	2	5	46	0	66	6	2	6	.350	.333	9
2004 Syracuse	.287	29	87	13	25	8	2	0	6	1	0	3	15	1	18	0	2	1	.425	.410	5
New Hampshire	.226	19	53	10	12	7	0	1	9	0	0	0	10	1	14	0	0	2	.415	.349	1
2005 Edmonton	.286	87	350	60	100	29	3	5	42	1	4	7	44	1	45	14	5	1	.429	.373	15
2006 Edmonton	.323	79	303	61	98	19	5	1	34	2	0	5	63	1	34	32	12	6	.429	.447	17
MINOR TOTALS	.268	824	2857	513	766	167	47	43	323	32	24	37	457	17	554	69	43	52	.405	.373	91
MAJOR TOTALS	.200	23	25	0	5	2	0	0	1	0	0	0	1	0	7	0	0	0	.280	.231	0
INDEPENDENT TOTALS	.303	166	653	121	198	48	8	6	76	3	4	12	107	2	79	46	17	7	.429	.409	32

**CLAPP — MANAGERIAL RECORD**

Year	Club	League	Finish	W	L
2011	Tri-City	New York-Penn (SS-A)	3rd (Stedler Division)	33	42
2012	Tri-City	New York-Penn (SS-A)	1st (Stedler Division)	51	25
2017	Memphis*	Pacific Coast (AAA)	1st (American Southern)	91	50
2018	Memphis*	Pacific Coast (AAA)	1st (American Southern)	83	57
<b>MINOR TOTALS</b>				<b>258</b>	<b>174</b>

\* League Champions

## CAREER NOTES:

Stubby Clapp enters his 2nd season as a member of the St. Louis Cardinals coaching staff after serving as the manager of the triple-A Memphis Redbirds of the Pacific Coast League from 2017-18.

Clapp won back-to-back PCL titles in his two years as manager of the Redbirds and won the Triple-A Championship in 2018 as Memphis crushed Durham 14-4 in the title game giving the Redbirds their first such title after finishing runner-up in 2000, 2009 and 2017.

In two years as the Memphis skipper, Clapp recorded a .619 winning percentage (174-107) including a franchise-best record of 91-50 in 2017.

Clapp has been recognized as Pacific Coast League Manager of the Year in 2017 and 2018. Baseball America recognized Clapp as their Minor League Manager of the Year in 2017 and he received the J. Roy Stockton/Bob Broeg Award for outstanding achievement in baseball from the St. Louis chapter of the BBWAA.

Prior to 2017, Clapp managed two years (2011-12) in the Astros organization with Tri-City of the New York-Penn League leading the Valley Cats to a first place division finish in 2012 and runner-up in the championship series to Hudson Valley.

Clapp came to the Cardinals from the Blue Jays organization where he was a hitting coach for double-A New Hampshire (2015-16) of the Eastern League and before that with single-A Dunedin (2013-14) of the Florida State League. In 2014, Clapp received the Blue Jays' 2014 Bobby Mattick Award for excellence in Player Development.

Often referred to as the "Mayor of Memphis," Clapp became the first and only Memphis Redbirds player to have his number retired by the team in 2007. Known for his grit and hard play day in and day out, Clapp was beloved by fans for his energy and the backflips he routinely performed when taking the field.

In his Redbirds career, Clapp appeared in a total of 425 games. He sits at the top of the Redbirds' career leaders in walks (222) and triples (19), while also ranking second in runs scored (258) and third in games (425), at-bats (1,556), hits (418), doubles (87), and extra-base hits (128). He was a member of the Redbirds' first PCL Championship team in 2000, where he hit three homers and drove in 11 during the playoffs. Earlier that year, Clapp recorded the first hit in AutoZone Park history, with a single to center, and set the Redbirds' single-season record for triples with eight.

A graduate of Texas Tech University, the Windsor, Ontario, native was drafted by the St. Louis Cardinals in the 36th round of the 1996 First-Year Player Draft. He played for Johnson City (R) in 1996, Prince William (A) in 1997 and Arkansas (AA) in 1998 before making his debut with Memphis (AAA) on April 8, 1999 against Calgary at Tim McCarver Stadium.

Clapp made his Major League debut on June 18, 2001 against the Cubs. He appeared in 23 career games for the Cardinals that season, posting a .200 average with two doubles and one RBI.

Clapp played the 2003 season for the Braves' Richmond (AAA), followed by a 2004 campaign that was split between New Hampshire (AA) and Syracuse (AAA) in the Blue Jays organization. Clapp finished his career playing 2005-06 seasons for the Edmonton Cracker-Cats of the independent Northern League.

Following his playing career, Clapp spent 2007-12 in the Houston Astros organization: three seasons as the hitting coach for Lexington (A), one season as hitting coach for Corpus Christi (AA), before taking on his first managerial role with Tri-City.

Clapp has represented Canada in numerous international baseball competitions. He recorded a game-winning, bases-loaded single to beat the United States in the first round of the 1999 Pan American Games in Winnipeg. Clapp also played for the Canadian National team in the 2004 Olympics in Athens, 2008 Olympics in Beijing, and the 2006 and 2009 World Baseball Classics. Clapp served as a coach in the 2013 World Baseball Classic and was third base coach for the gold medal-winning Canada national baseball team at the 2015 Pan American Games.

The 47-year-old was the third member of his family to be given the nickname "Stubby," along with his grandfather and father. He and his wife, Chastity, have three children: sons Cooper (aka "Stubby IV") and Cannan, and daughter Crosbie.

## PROFESSIONAL COACHING CAREER

<b>St. Louis Cardinals First Base Coach.....</b>	<b>2019</b>
Memphis (AAA) Manager .....	2017-18
New Hampshire (AA) Hitting Coach .....	2015-16
Team Canada Third Base Coach (Pan-Am).....	2015
Dunedin (A) Hitting Coach.....	2013-14
Team Canada Coach (WBC).....	2013
Tri-City (SS-A) Manager.....	2011-12
Corpus Christi (AA) Hitting Coach.....	2010
Lexington (A) Hitting Coach.....	2007-09

## AWARDS & HONORS

**Triple-A Championship**  
2018: Memphis (AAA)

**Pacific Coast League Championship**  
2018: Memphis (AAA)  
2017: Memphis (AAA)

**George Kissell Award**  
2017: Memphis (AAA)

**Pan-American Games - Gold Medal**  
2015: Canada

**New York Penn-League Runner-Up**  
2012: Tri-City (SS-A)

## PLAYER

**Pacific Coast League Championship**  
2000: Memphis (AAA)





# BRYAN EVERSGERD

72

**FULL NAME:** Bryan David Eversgerd

**BORN:** Centralia, Illinois

**DATE OF BIRTH:** February 11, 1969

**OPENING DAY AGE:** 51

**UNIFORM NUMBERS WORN:** 24 (1994), 26 (1995), 52 (1997), 21 (1998), 72 (2018-present)

**BULLPEN COACH**



## EVERSGERD — COMPLETE RECORD

Year	Club	W-L	ERA	G	GS	SV	IP	H	R	ER	BB	SO
1989	Johnson City	2-3	3.64	16	1	0	29.2	30	16	12	12	19
1990	Springfield	6-8	4.14	20	15	0	104.1	123	60	48	26	55
1991	Savannah	1-5	3.47	72	0	1	93.1	71	43	36	34	97
1992	Arkansas	0-1	6.75	6	0	0	5.1	7	4	4	2	4
	St. Petersburg	3-2	2.68	57	1	0	74	65	25	22	25	57
1993	Arkansas	4-4	2.18	62	0	0	66	60	24	16	19	68
1994	ST. LOUIS	2-3	4.52	40	1	0	67.2	75	36	34	20	47
	Louisville	1-1	4.50	9	0	0	12	11	7	6	8	8
1995	Montreal	0-0	5.14	25	0	0	21	22	13	12	9	8
1995	Ottawa	6-2	2.38	38	0	2	53	49	21	14	26	45
1996	Oklahoma City	3-3	2.74	38	5	4	65.2	57	21	20	14	60
	Trenton	1-0	2.57	4	0	0	7	6	2	2	4	2
1997	Texas	0-2	20.25	3	0	0	1.1	5	3	3	3	2
	Oklahoma City	1-3	4.24	26	7	0	76.1	91	48	36	24	43
	Hagerstown	0-0	4.50	5	0	0	8	13	4	4	2	2
1998	ST. LOUIS	0-0	9.00	8	0	0	6	9	7	6	2	4
	Memphis	2-5	3.34	49	0	0	56.2	51	25	21	20	50
1999	Memphis	6-6	2.86	59	0	2	66	56	26	21	15	46
2000	Memphis	4-4	3.50	48	0	0	72	67	32	28	20	52
<b>MAJOR TOTALS</b>		<b>2-5</b>	<b>5.16</b>	<b>76</b>	<b>1</b>	<b>0</b>	<b>96</b>	<b>111</b>	<b>59</b>	<b>55</b>	<b>34</b>	<b>61</b>
<b>MINOR TOTALS</b>		<b>40-47</b>	<b>3.31</b>	<b>509</b>	<b>29</b>	<b>9</b>	<b>789.1</b>	<b>757</b>	<b>358</b>	<b>290</b>	<b>251</b>	<b>608</b>

## CAREER NOTES:

Bryan Eversgerd is in his third season as Bullpen Coach on the Cardinals' staff. Previously, he served five years (2013-17) as the pitching coach for Memphis (AAA).

In 2019, Cardinals relievers led the majors with 52 saves and ranked 2nd in the N.L. to the Los Angeles Dodgers (3.78) with their 3.82 ERA. The team's 71.2 save pct. led the senior circuit and ranked 3rd overall in the majors, while their collective .219 opponent's batting average paced the majors, and their 97 Holds ranked 3rd in the N.L.

Prior to arriving in St. Louis, Eversgerd's Memphis staff led the Pacific Coast League with a 3.77 ERA in 2017 while winning the league championship. The Redbirds' 3.77 ERA was the only sub-4.00 ERA in the PCL that season.

Prior to his stint at Memphis, Eversgerd spent two seasons (2011-12) in Springfield (AA) as pitching coach for the Double-A Cardinals. While in Springfield, Eversgerd's 2012 staff registered a 3.83 team ERA and surrendered the second fewest hits en route to the Texas League Championship. The staff went on to hurl a postseason best 2.48 ERA over nine games in the Texas League playoffs. Eversgerd was awarded the George Kissell Award in 2012 for his efforts as voted on by his peers among the Cardinals minor league coaching staffs.

Eversgerd has been the pitching coach for three Cardinals Minor League Pitchers-of-the-Year in Jack Flaherty (2017) and former Cardinals hurlers Shelby Miller (2011) and Seth Maness (2012). In 2013, Eversgerd was the pitching coach for 2013 National League Championship Series MVP Michael Wacha, who spent the majority of the year in Memphis and represented the Redbirds at the Triple-A All-Star Game.

His coaching tenure began at the Cardinals' Carolina League affiliate in 2001 at Potomac, before taking a two-year hiatus and returning as pitching coach for Peoria in the Midwest League. He remained in the Midwest League at Peoria and Quad Cities from 2004-07 before joining Double-A Springfield from 2008-09 and a year later at High-A Palm Beach in 2010.

Eversgerd began his playing career with the Cardinals, signing as a non-drafted free agent on June 14, 1989. He pitched a scoreless inning of relief in his Major League debut for the Cardinals on April 26, 1994, and picked up his first big-league win in his only Major League start on May 20, 1994 at Florida. The left-hander also pitched for Montreal and Texas before returning to St. Louis from 1998 to 2000.

Eversgerd, 51, graduated from Carlyle (Ill.) High School in 1987, playing college baseball at Kaskaskia Community College and leading the team to the 1989 sectional championship. He resides in Centralia, Ill., with his wife, Lisa, daughter, Kristen (22) and son, Jacob (20).

## PROFESSIONAL COACHING CAREER

<b>St. Louis Cardinals Bullpen Coach</b> .....	<b>2018-20</b>
Memphis (AAA) Pitching Coach .....	2013-17
Springfield (AA) Pitching Coach .....	2011-12
Palm Beach (A) Pitching Coach .....	2010
Springfield (AA) Pitching Coach .....	2008-09
Peoria/Quad Cities (A) Pitching Coach .....	2004-07
Potomac (A) Pitching Coach .....	2001

## AWARDS & HONORS

### George Kissell Award

2012: Springfield (AA)

### Pacific Coast League Championship

2017: Memphis (AAA)

### Texas League Championship

2012: Springfield (AA)

## PLAYER

### Pacific Coast League Championship

2000: Memphis (AAA)



# JOBEL JIMÉNEZ

(JOE-bell)

58

**FULL NAME:** Jobel Antonio Jiménez (Escobar)

**BORN:** Maracay, Venezuela

**DATE OF BIRTH:** November 27, 1974

**OPENING DAY AGE:** 45

**UNIFORM NUMBERS WORN:** 58 (2019-present)

ASSISTANT HITTING COACH



## CAREER NOTES:

Jiménez enters his first full season as the Cardinals Assistant Hitting Coach after joining the Major League staff on August 13, 2019.

Jobel began the 2019 season serving as the Hitting Coach for Memphis (AAA) after having spent the prior two seasons in the same role with Springfield (AA). The 2020 season marks his 15th in the Cardinals organization. Prior to Springfield, he had served as hitting coach at Peoria (A) for three seasons (2014-16.)

The 2016 Peoria squad led the Midwest League with 1,255 hits and co-led the circuit with a .266 average, thanks to three different Chiefs finishing in the Top 10 in batting average.

Jiménez served as hitting coach for the Gulf Coast League Cardinals in 2013 and began his career with St. Louis prior to the start of the 2007 season, when he began as hitting coach for the Venezuelan Summer League Cardinals from 2007-12.

Prior to joining the Cardinals, Jiménez worked for six years (2001-06) with the Red Sox as a scout, outfield instructor and hitting coach in Venezuela and the Dominican Republic. Jiménez, 44, also served as a Venezuelan scout and outfield instructor for the Marlins organization from 1999-2000.

A minor league outfielder in the Dodgers system for two seasons (1993-94), Jiménez moved to the scouting and coaching ranks and spent five seasons as an outfield instructor and VSL scout for the Dodgers from 1994-98.

Jobel and his wife, Stella, have two sons, Alex and Kristan. They make their off-season home in el Bosque Valencia, Venezuela

## PROFESSIONAL COACHING CAREER

St. Louis Cardinals Asst. Hitting Coach.....	2019-20
Memphis (AAA) Hitting Coach.....	2019
Springfield (AA) Hitting Coach.....	2017-18
Peoria (A) Hitting Coach.....	2014-16
GCL Cardinals (R) Hitting Coach .....	2013
VSL Cardinals Hitting Coach .....	2007-12
Boston Red Sox Scout/Instructor .....	2001-06
Florida Marlins Scout/Instructor.....	1999-2000
Los Angeles Dodgers Scout/Instructor.....	1994-98



# MAJOR LEAGUE BASEBALL 2020 IMPORTANT DATES CALENDAR

## JANUARY

- 10 Salary arbitration exchange date

## FEBRUARY

- 3 Through Feb. 21 Salary Arbitration Hearings
- 12 First date players may be placed on the 60-Day Injured List  
The voluntary date on which all pitchers, catchers and injured players on a Major League roster may be invited to attend Spring Training workouts
- 15 First date weekend waivers will be processed; continues through end of season
- 17 The voluntary date on which all position players on a Major League roster may be invited to attend Spring Training workouts
- 22 Anticipated start of Spring Training games among Major League Clubs  
The mandatory date all players must report to Spring Training

## MARCH

- 1 First date Clubs may ask waivers on selected Rule 5 or draft-excluded players
- 2 First date to renew Major League contracts
- 6 First date Clubs may assign selected Rule 5 or draft-excluded players
- 8 Last date to request UR Waivers and owe 30 days' termination pay (before 2:00pm ET)
- 9 UR Waivers requested today (until 2:00pm ET on March 25) Club will owe player 45 days' termination pay
- 10 Last date to assign an injured player to a Minor League Club, if permissible
- 11 Last date to renew Major League contracts
- 16 Last date a XX(B) player signed to a Minor League contract qualifies for a Retention Bonus
- 21 Last date to select or release a XX(B) "Retention Bonus" player before a bonus obligation
- 23 Last date to request UR Waivers and owe 45 days' termination pay (before 2:00pm ET)  
The earliest date that a Club may backdate a placement on the 7-day/10-day/15-day Injured List
- 26 Official opening of 2020 season - rosters reduced to 26 players and 13 pitchers

## APRIL

- 2 First date 10-day Injured List players may be reinstated, if permissible
- 5 First date optioned position players may be recalled, if permissible
- 7 First date 15-day Injured List players may be reinstated, if permissible
- 10 First date optioned pitchers may be recalled, if permissible
- 24 All Outright Waivers in effect expire at 5:00 pm ET
- 25 New waiver period begins

## MAY

- 15 International player registration deadline  
Earliest date Clubs may re-sign Major League players they released after August 31, 2019
- 25 First date that players on the 60-day injured List may be reinstated, if permissible

## JUNE

- 1 XX(B) "Retention Bonus" player may require release if not added to 26-man roster
- 3 Start of Closed Period - First-Year Player Draft
- 10 - 12 2020 First-Year Player Draft, Omaha, NE
- 15 End of 2019 - 2020 international signing period
- 16 First date Clubs may trade a XX(B) player without his consent
- 21 Release of the 2020 - 2021 international signing period registration list

## JULY

- 2 Beginning of 2020 - 2021 international signing period
- 10 Signing deadline for Rule 4 drafted players - 5:00pm ET
- 14 All-Star Game at Dodger Stadium, Los Angeles, CA
- 15 Forfeited Pick Lottery, if necessary
- 31 Trade deadline - 4:00pm ET  
Waivers secured on or after April 25, 2020 expire at 5:00pm ET

## AUGUST

- 1 New waiver period begins
- 15 Last date to select player to avoid draft-excluded status
- 29 Unconditional Release Waivers must be requested by 2:00pm ET to avoid May 15, 2021 signing restriction
- 31 Post-season eligibility lists are established by 11:59pm ET  
Secured Outright Waivers expire by 11:59pm ET

## SEPTEMBER

- 1 Active Major League player limit increased from 25 to 28 players and 14 pitchers  
New Outright Waiver period - secured waivers are good for seven days
- 20 Last day to trade any Minor League UPC until end of championship season - Noon ET
- 27 Last scheduled day of the 2020 championship season  
Last weekend date waivers will be processed until next Spring Training
- 28 All players on optional assignment must be recalled  
All players on the 7-day, 10-day, and 15-day Injured Lists must be reinstated  
Minor League UPC's may now be traded between Major League Clubs  
Injured players now may be assigned to Minor Leagues until November 20, 2020, if permissible  
(unless play-in game necessary)

## OCTOBER

Sept 28 - 15 Article XX(D) Free Agency period

### DATES BASED ON END OF WORLD SERIES

- 1st Day After Eligible XX(B) players become free agents at 9:00am ET
- 4th Day After Last date to request waivers on draft-excluded players until next spring
- 5th Day After Last date to reinstate players from the 60-day Injured List  
Last date to outright potential Minor League free agent without Major League contract, if permissible (Before 5:00pm ET)  
Last date for former Club to tender qualifying offer to XX(B) players  
XX(B) free agents may sign with any Club at 5:00pm ET  
Major League UPC's may now be traded between Major League Clubs  
Minor League players become free agents at 5:00pm ET, if applicable
- 15th Day After Last date for XX(B) player to accept qualifying offer from former Club

## NOVEMBER

- 18 Last date to ask Outright Waivers on an injured player, if permissible
- 20 Last date to outright an injured player to the Minor Leagues, per Article XIX(C)  
Reserve lists for all Major and Minor League levels filed, by 6:00pm ET
- 30 Last date prior to tender deadline to ask Outright Waivers on a player without a 2021 Major League contract

## DECEMBER

- 2 Tender deadline
- 3 Last date to request Outright Waivers to assign player prior to Rule 5 Draft
- 7 Last date to outright a player prior to the Rule 5 Draft
- 10 Major League Rule 5 Draft - Winter Meetings, Dallas, TX

THESE DATES WILL BE USED UNLESS OTHERWISE NOTIFIED





# MIKE MADDUX

31

**FULL NAME:** Michael Ausley Maddux

**BORN:** Dayton, Ohio

**DATE OF BIRTH:** August 27, 1961

**OPENING DAY AGE:** 58 (Turns 59 on August 27)

**UNIFORM NUMBERS WORN:** 44 (1986-89), 54 (1990),  
51 (1991-94, '98-99), 60 (1995), 19 (1996),  
20 (1997), 36 (2000, 03-08), 51 (2016-17),  
31 (2009-15, 2018-present)

**PITCHING COACH**



## MADDUX — COMPLETE RECORD

Year	Club	W-L	ERA	G	GS	SV	IP	H	R	ER	BB	SO
1982	Bend	3-6	3.99	11	10	0	65.1	68	35	29	26	59
1983	Spartanburg	4-6	5.44	13	13	0	84.1	98	62	51	47	85
	Peninsula	8-4	3.62	14	14	0	99.1	92	46	40	35	78
	Reading	0-0	6.00	1	1	0	3.0	4	2	2	1	2
1984	Reading	3-12	5.04	20	19	0	116.0	143	82	65	49	77
	Portland	2-4	5.84	8	8	0	44.2	58	32	29	17	22
1985	Portland	9-12	5.31	27	26	0	166.0	195	106	98	51	96
1986	Portland	5-2	2.36	12	12	0	84.0	70	26	22	22	65
	Philadelphia	3-7	5.42	16	16	0	78.0	88	56	47	34	44
1987	Maine	6-6	4.35	18	16	0	103.1	116	58	50	26	71
	Philadelphia	2-0	2.65	7	2	0	17.0	17	5	5	5	15
1988	Maine	0-2	4.18	5	3	0	23.2	25	18	11	10	18
	Philadelphia	4-3	3.76	25	11	0	88.2	91	41	37	34	59
1989	Scranton/W-B	7-7	3.66	19	17	0	123.0	119	55	50	26	100
	Philadelphia	1-3	5.15	16	4	1	43.2	52	29	25	14	26
1990	Albuquerque	8-5	4.25	20	19	0	108.0	122	59	51	32	85
	Los Angeles (NL)	0-1	6.53	11	2	0	20.2	24	15	15	4	11
1991	San Diego	7-2	2.46	64	1	5	98.2	78	30	27	27	57
1992	San Diego	2-2	2.37	50	1	5	79.2	71	25	21	24	60
1993	New York (NL)	3-8	3.60	58	0	5	75.0	67	34	30	27	57
1994	New York (NL)	2-1	5.11	27	0	2	44.0	45	25	25	13	32
1995	Pittsburgh	1-0	9.00	8	0	0	9.0	14	9	9	3	4
	Boston	4-1	3.61	36	4	1	89.2	86	40	36	15	65
1996	Pawtucket	2-0	3.21	3	3	0	14.0	13	5	5	2	9
	Boston	3-2	4.48	23	7	0	64.1	76	37	32	27	32
1997	Tacoma	0-0	0.00	1	1	0	5.0	1	0	0	2	5
	Las Vegas	0-2	5.62	3	3	0	16.0	23	11	10	9	13
	Seattle	1-0	10.12	6	0	0	10.2	20	12	12	8	7
1998	Montreal	3-4	3.72	51	0	1	55.2	50	24	23	15	33
1999	San Bernardino	0-0	3.00	5	0	2	9.0	8	4	3	2	10
	Montreal	0-0	9.00	4	0	0	5.0	9	5	5	3	4
	Los Angeles	1-1	3.29	49	0	0	54.2	54	21	20	19	41
2000	Houston	2-2	6.26	21	0	0	27.1	31	20	19	12	17
<b>MAJOR TOTALS</b>		<b>39-37</b>	<b>4.05</b>	<b>472</b>	<b>48</b>	<b>20</b>	<b>861.2</b>	<b>873</b>	<b>428</b>	<b>388</b>	<b>284</b>	<b>564</b>

## CAREER NOTES:

Mike Maddux is entering his third season as the Cardinals pitching coach after joining the club for the 2018 season after spending the previous two seasons (2016-17) serving in that role for the Washington Nationals.

Last season, Cardinals pitchers finished 2nd in the National League in ERA (3.80), opponent batting average (.238) and home runs allowed (191). Rookie Dakota Hudson ranked 3rd in the N.L. with his 16 wins and Jack Flaherty put together one of the best second halves in Major League history, finishing 4th in the N.L. Cy Young voting.

In 2018, newly acquired pitcher Miles Mikolas went 18-4 in an All-Star season, including a perfect 10-0 road record becoming one of nine pitchers in MLB history to post an unblemished mark on the road with double-digit wins. His .818 winning percentage led all National League pitchers and was the best by a Cardinals pitcher since Kyle Lohse set the franchise record with an .842 win percentage in 2012.

In his two seasons with the Nationals, their pitchers posted a 3.69 ERA, including a 3.51 mark in 2016 that ranked 2nd in MLB. His starting staff struck out an NL single-season record 1,012 batters in 2017, surpassing their mark of 987 in 2016. In 2016, the Nationals relievers posted the best bullpen ERA in MLB at 3.35.

Maddux was also integral in the coaching of back-to-back National League Cy Young Award winner Max Scherzer in 2016-17.

Maddux, 58, went to Washington from the Texas Rangers where the Rangers had earned four postseason berths. From 2010-13, the Rangers were one of just five clubs (along with ATL, STL, OAK, and TB) to post four consecutive sub-4.00 team ERAs, accomplishing that feat for just the second time in Rangers history (six straight, 1974-79). Prior to Maddux's arrival, the Rangers had not posted an ERA lower than 4.00 since 1990. During his first five seasons with Texas (2009-13), their 3.94 team ERA was Texas' lowest ERA over a five-year span since 1981-85 (3.92) and in 2014, his staff ranked second in the American league with 17 shutouts, second-most in Texas history.

Maddux joined Texas after six years (2003-08) with the Brewers as pitching coach where he oversaw a Brewers staff that ranked second in the NL with a 3.85 ERA in 2008, the lowest mark by a Milwaukee club in 16 years, en-route to securing the Brewers' first postseason berth in 26 years.

He coached three seasons as the pitching coach for Houston's Double-A Round Rock from 2000-02. The Express made the Texas League playoffs all three seasons in which he was the pitching coach winning the league championship in 2000, crowned as co-champs in 2001 with Arkansas and lost in the semi-finals in 2002.

Maddux enjoyed a 15-year Major League playing career, going 39-37 with a 4.05 ERA in 472 games (48 starts) with Philadelphia (1986-89), Los Angeles (1990, 1999), San Diego (1991-92), New York Mets (1993-94), Pittsburgh (1995), Boston (1995-96), Seattle (1997), Montreal (1998-99), and Houston (2000). The right-hander appeared in the postseason with Boston in 1995, tossing 3.0 scoreless innings in two appearances vs. CLE in the American League Division Series.

"Mad Dog" is the older brother of 2014 National Baseball Hall of Fame inductee Greg Maddux. He played three years at the University of Texas-EI Paso and graduated from Rancho (NV) High School in 1979. Mike and his wife, Lise, and daughters, Makayla and Lexie, reside in Westlake, Texas. Maddux is an avid hunter, golfer, and fisherman and he hit a pair of hole-in-ones in the same round on Oct. 14, 2019 at the Army-Navy course in Washington, D.C.

## PROFESSIONAL COACHING CAREER

St. Louis Cardinals Pitching Coach.....	2018-20
Washington Nationals Pitching Coach .....	2016-17
Texas Rangers Pitching Coach .....	2009-15
Milwaukee Brewers Pitching Coach .....	2003-08
Round Rock (AA) Pitching Coach .....	2000-02

## AWARDS & HONORS

### American League Championship

2011: Texas

2010: Texas

### Texas League Co-Championship

2001: Round Rock (AA)

### Texas League Championship

2000: Round Rock (AA)

## PLAYER

### Pacific Coast League Championship

1990: Albuquerque (AAA)



# OLIVER MARMOL

37

**FULL NAME:** Oliver "Ollie" J. Marmol  
**BORN:** Orlando, Florida  
**DATE OF BIRTH:** July 2, 1986  
**OPENING DAY AGE:** 33 (Turns 34 on July 2)  
**UNIFORM NUMBERS WORN:** 37 (2018-present)

**BENCH COACH**



## MARMOL — MANAGERIAL RECORD

Year	Club	League	Finish	W	L
2012	Johnson City	Appalachian (R)	2nd (West)	39	28
2013	State College	New York-Penn (SS-A)	1st (Pinckney)	48	27
2014	State College*	New York-Penn (SS-A)	1st (Pinckney)	48	28
2015	Palm Beach	Florida State (A)	2nd (South)	75	63
2016	Palm Beach	Florida State (A)	6th (South)	58	79
<b>MINOR TOTALS</b>				<b>268</b>	<b>225</b>

\* League Champions

## MARMOL — PLAYING RECORD

Year Team	AVG	G	AB	R	H	2B	3B	HR	RBI	SH	SF	HBP	BB	IBB	SO	SB	CS	GDP	SLG	OBP	E
2007 Batavia	.213	33	122	20	26	4	0	0	10	2	1	5	16	0	27	7	3	3	.246	.326	11
Quad Cities	.209	31	86	12	18	3	1	0	7	2	1	4	7	0	13	4	2	2	.267	.296	11
2008 Quad Cities	.195	47	154	19	30	7	1	0	12	3	0	6	10	0	40	12	3	3	.253	.271	14
Palm Beach	.180	44	122	16	22	5	1	1	14	2	0	3	8	0	29	10	0	1	.262	.248	11
2009 Palm Beach	.204	74	186	22	38	10	1	2	13	2	2	15	18	0	55	5	3	4	.301	.321	15
2010 Palm Beach	.221	33	104	19	23	9	0	2	12	1	2	7	12	0	33	4	2	1	.365	.336	1
<b>MINOR TOTALS</b>	<b>.203</b>	<b>262</b>	<b>774</b>	<b>108</b>	<b>157</b>	<b>38</b>	<b>4</b>	<b>5</b>	<b>68</b>	<b>12</b>	<b>6</b>	<b>40</b>	<b>71</b>	<b>0</b>	<b>197</b>	<b>43</b>	<b>13</b>	<b>14</b>	<b>.282</b>	<b>.301</b>	<b>63</b>

## CAREER NOTES:

Oliver "Ollie" Marmol is entering his fourth season on the Cardinals Major League Coaching Staff and his second as Mike Shildt's Bench Coach after serving the previous two years as the First Base Coach.

In 2016, Marmol completed his second season as manager at Palm Beach and fifth year managing in the Cardinals organization. He piloted his teams to the postseason in four of his five years managing in the minor leagues.

In 2015, his first season managing at Palm Beach, the Cardinals reached the postseason for the first time since 2008, winning the Florida State League South Division second half before being eliminated in the first round. Prior to 2015, the last time Palm Beach had reached the FSL postseason, Marmol was playing second base for the squad.



In 2014, Marmol led the State College team to the New York-Penn League Championship, defeating Hudson Valley in two straight games when facing elimination, then defeated Tri-City for the crown. The Spikes posted 48 wins for the second consecutive season, a year after Marmol led State College to the best record in the New York-Penn League at 48-27. He was awarded the 2013 George Kissell Award as voted on by his coaching peers in the Cardinals organization.

The former Cardinals minor league infielder has skippered his teams to a combined 268-225 record (.544), averaging 45 wins per season during his years with short-season clubs. He led the 2012 Johnson City squad to a 39-28 record and a playoff appearance in his first season as a manager. Marmol began his coaching career in 2011 as the hitting coach at the Gulf Coast League level under manager Steve Turco.

Marmol spent four years playing in the Cardinals system, finishing his career with the Palm Beach Cardinals in 2010. Marmol was originally drafted by the Pittsburgh Pirates in 2004 out of Dr. Phillips High School in Orlando, Fla., but decided to forego professional ball to attend college, where he batted .327 over three seasons at the College of Charleston. He was drafted out of college in the sixth round of the 2007 June First-Year Player Draft by St. Louis.

Marmol, 33, resides in Jupiter, Fla. in the off-season with his wife, Amber, and their daughters Riley (9/15/17) and Kylie (8/29/19).

PROFESSIONAL COACHING CAREER

St. Louis Cardinals Bench Coach .....	2019-20
St. Louis Cardinals First Base Coach.....	2017-18
Palm Beach (A) Manager .....	2015-16
State College (SS-A) Manager .....	2013-14
Johnson City (R) Manager.....	2012
Gulf Coast League Cardinals (R) Hitting Coach.....	2011

AWARDS & HONORS

**George Kissell Award**  
2013: State College (SS-A)

**New York-Penn League Championship**  
2014: State College (SS-A)

MARMOL





**WILLIE  
McGEE**

**51**

**FULL NAME:** Willie Dean McGee  
**BORN:** San Francisco, California  
**DATE OF BIRTH:** November 2, 1958  
**OPENING DAY AGE:** 61  
**UNIFORM NUMBERS WORN:** 51 (1982-present)

**COACH**



**McGEE — COMPLETE RECORD**

Year Team	AVG	G	AB	R	H	2B	3B	HR	RBI	SH	SF	HBP	BB	IBB	SO	SB	CS	GDP	SLG	OBP	E
1977 Oneonta	.236	65	225	31	53	4	3	2	22	3	2	2	13	-	65	13	4	-	.307	.281	10
1978 Fort Lauderdale	.251	124	423	62	106	6	6	0	37	8	2	2	50	-	78	25	8	-	.293	.331	9
1979 West Haven	.243	49	115	21	28	3	1	1	8	3	0	1	13	-	17	7	1	-	.313	.326	3
Fort Lauderdale	.318	46	176	25	56	8	3	1	18	2	0	0	17	-	34	16	4	-	.415	.378	2
1980 Nashville	.283	78	223	35	63	4	5	1	22	4	1	2	19	-	39	7	8	-	.359	.343	6
1981 Nashville	.322	100	388	77	125	20	5	7	63	6	4	1	24	1	46	24	7	-	.454	.360	6
1982 ST. LOUIS	.296	123	422	43	125	12	8	4	56	2	1	2	12	2	58	24	12	9	.391	.318	11
1982 Louisville	.291	13	55	11	16	2	2	1	3	1	0	0	2	0	7	5	1	-	.455	.316	1
1983 ST. LOUIS	.286	147	601	75	172	22	8	5	75	1	3	0	26	2	98	39	8	8	.374	.314	5
Arkansas#	.276	7	29	5	8	1	1	0	2	0	0	0	4	1	6	1	0	-	.379	.364	0
1984 ST. LOUIS	.291	145	571	82	166	19	11	6	50	0	3	1	29	2	80	43	10	12	.394	.325	6
1985 ST. LOUIS	*.353	152	612	114	*216	26	*18	10	82	1	5	0	34	2	86	56	16	3	.503	.384	9
1986 ST. LOUIS	.256	124	497	65	127	22	7	7	48	0	4	1	37	7	82	19	16	8	.370	.306	3
1987 ST. LOUIS	.285	153	620	76	177	37	11	11	105	1	5	2	24	5	90	16	4	*24	.434	.312	7
1988 ST. LOUIS	.292	137	562	73	164	24	6	3	50	2	3	1	32	5	84	41	6	10	.372	.329	9
1989 ST. LOUIS	.236	58	199	23	47	10	2	3	17	0	1	1	10	0	34	8	6	2	.352	.275	3
Louisville#	.407	8	27	5	11	4	0	0	4	0	2	0	3	1	4	3	0	-	.556	.438	1
1990 ST. LOUIS	*.335	125	501	76	168	32	5	3	62	0	2	1	38	6	86	28	9	9	.437	.382	16
Oakland	.274	29	113	23	31	3	2	0	15	0	0	0	10	0	18	3	0	4	.336	.333	1
1991 San Francisco	.312	131	497	67	155	30	3	4	43	8	2	2	34	3	74	17	9	11	.408	.357	6
Phoenix#	.500	4	10	4	5	1	0	0	1	0	0	0	3	0	1	2	0	0	.600	.615	1
1992 San Francisco	.297	138	474	56	141	20	2	1	36	5	1	1	29	3	88	13	4	7	.354	.339	6
1993 San Francisco	.301	130	475	53	143	28	1	4	46	3	2	1	38	7	67	10	9	12	.389	.353	5
1994 San Francisco	.282	45	156	19	44	3	0	5	23	1	4	0	15	2	24	3	0	8	.397	.337	1
1995 Boston	.285	67	200	32	57	11	3	2	15	5	3	0	9	0	41	5	2	5	.400	.311	3
Pawtucket	.476	5	21	9	10	0	0	0	2	0	0	0	0	0	4	2	0	0	.476	.476	1
1996 ST. LOUIS	.307	123	309	52	95	15	2	5	41	1	1	2	18	2	60	5	2	8	.417	.348	5
1997 ST. LOUIS	.300	122	300	29	90	19	4	3	38	0	1	0	22	2	59	8	2	6	.420	.347	2
1998 ST. LOUIS	.253	120	269	27	68	10	1	3	34	0	3	0	14	5	49	7	2	6	.331	.287	7
1999 ST. LOUIS	.251	132	271	25	68	7	0	0	20	0	2	0	17	3	60	7	4	5	.277	.293	3
<b>MAJOR TOTALS</b>	<b>.295</b>	<b>2201</b>	<b>7649</b>	<b>1010</b>	<b>2254</b>	<b>350</b>	<b>94</b>	<b>79</b>	<b>856</b>	<b>30</b>	<b>46</b>	<b>15</b>	<b>448</b>	<b>58</b>	<b>1238</b>	<b>352</b>	<b>121</b>	<b>157</b>	<b>.396</b>	<b>.333</b>	<b>108</b>

\*Led league # Injury Rehabilitation Assignment

## CAREER NOTES:

Willie McGee returns to the Cardinals Major League coaching staff for his third season and will be responsible for a variety of areas including outfield play, base running and hitting. Prior to 2018, McGee spent several seasons serving as a Special Assistant to the GM, assisting with instruction at both the Major and Minor League levels.

McGee, 61, is a decorated member of the Cardinals organization, a beloved figure among Cardinals fans and a member of the St. Louis Cardinals Hall of Fame (inducted in 2014).

McGee, who came to the Cardinals organization in October of 1981 in a trade with the New York Yankees for pitcher Bob Sykes, emerged on the national scene in 1982 when he starred during the World Series with his spectacular catches and a pair of key homers that helped the Redbirds to their first World Championship since 1967.

As a key member of the Redbirds during the "Whitey Ball" era, McGee helped the Cardinals to two additional World Series appearances in 1985 and 1987 and in 1985 he became the first Cardinal voted the National League's Most Valuable Player since 1979 (Keith Hernandez), leading the Senior Circuit with his .353 batting average, 216 hits and 18 triples. His .353 batting mark and 216 hits from 1985 still stand as the Cardinals single-season records for a switch-hitter.

A four-time All-Star (1983, 1985, 1987, 1988), the fleet-footed McGee posted a career batting mark of .295 with 352 steals and 94 triples in 18 seasons with St. Louis (1981-90 & 1996-99), Oakland (1990), San Francisco (1991-94) and Boston (1995). He currently ranks among Cardinals all-time top-10 leaders in stolen bases (301-4th), triples (83-7th) and pinch-hits (59-3rd).

In July of 1990, McGee was traded to the Oakland Athletics and helped them to the American League Championship. That year he became the first player in Major League history to win a batting title (.335) in one league after having been traded to a team in the other league. After stints in San Francisco and Boston, Willie returned to St. Louis in 1996 and helped the Cardinals to the N.L. Central title before retiring after the 1999 season.

McGee won *Rawlings* Gold Glove awards for defensive excellence in 1983, 1985 and 1986 and was a National League Silver Slugger recipient in 1985.

A 1976 graduate of Harry Ellis High School in Richmond, Calif., McGee and his wife, Vivian, have five children, Nanuashika, Jessica, Whitney, Virginia, William, and eight grandchildren.

## PROFESSIONAL COACHING CAREER

St. Louis Cardinals Coach.....2018-20

## AWARDS & HONORS

### National League Most Valuable Player

1985: St. Louis

### National League All-Star

1983: St. Louis

1985: St. Louis

1987: St. Louis

1988: St. Louis

### Rawlings Gold Glove Recipient

1983: St. Louis (OF)

1985: St. Louis (OF)

1986: St. Louis (OF)

### Louisville Slugger Silver Slugger Award

1985: St. Louis (OF)

### World Series Championship

1982: St. Louis

### National League Championship

1985: St. Louis

1987: St. Louis

### American League Championship

1990: Oakland

### National League Batting Title

1985: St. Louis

1990: St. Louis



# RON "POP" WARNER

75

FULL NAME: Ronald Michael Warner

BORN: Alhambra, California

DATE OF BIRTH: December 2, 1968

OPENING DAY AGE: 51

UNIFORM NUMBERS WORN: 75 (2017-present)

THIRD BASE COACH



## WARNER — MANAGERIAL RECORD

Year	Club	League	Finish	W	L
2003	Johnson City	Appalachian (R)	4th (West)	27	36
2005	Palm Beach	Florida State (A)	3rd (East)*	69	71
2006	Palm Beach	Florida State (A)	1st (East)	75	60
2007	Springfield	Texas (AA)	1st (North)	73	63
2008	Springfield	Texas (AA)	1st (North)	76	64
2009	Springfield	Texas (AA)	3rd (North)	71	69
2010	Springfield	Texas (AA)	2nd (North)	76	64
2011	Springfield	Texas (AA)	4th (North)	62	77
2012	Memphis	Pacific Coast (AAA)	3rd (American North)	57	87
2013	Memphis	Pacific Coast (AAA)	3rd (American North)	69	75
2014	Memphis	Pacific Coast (AAA)	1st (American South)	79	64
MINOR TOTALS				734	730

\* League Champions

## WARNER — PLAYING RECORD

Year	Club	LG	AVG	G	AB	R	H	2B	3B	HR	RBI	BB	SO	SB
1991	Hamilton	NYPL	.301	71	219	31	66	11	3	1	20	28	43	9
1992	Savannah	SAL	.219	85	242	30	53	8	1	0	12	29	63	2
1993	St. Petersburg	FSL	.289	103	311	42	90	8	3	4	37	31	39	5
1994	Arkansas	Tex	.240	95	233	28	56	14	1	4	25	39	57	1
1995	Arkansas	Tex	.245	47	98	9	24	3	0	0	8	16	15	0
1996	Arkansas	Tex	.300	84	233	36	70	22	4	6	39	38	25	5
1997	Louisville	AA	.232	101	276	43	64	16	0	7	30	42	45	4
1998	Memphis	PCL	.270	116	370	57	100	29	1	7	38	42	68	3
1999	Memphis	PCL	.290	90	245	35	71	14	1	11	33	32	70	8
MINOR TOTALS			.267	792	2227	311	594	125	14	40	242	297	425	37

## CAREER NOTES:

Warner enters his 30th season in the Cardinals organization and his second on the Opening Day Major League coaching staff as the third base coach. The 2020 season marks his fourth-straight year in some capacity on the Major League staff with two prior seasons (2017-18) being transferred onto the Major League coaching staff midway through the season following coaching transactions.

Warner has 11 years of managerial experience in the Cardinals organization, most recently as the manager of triple-A Memphis (2012-14) with double-A Springfield (2007-11) and high-A Palm Beach (2005-06) also under his tutelage. In 2003, his managerial career began with the rookie league Johnson City Cardinals of the short-season Appalachian League.

In 2005, Warner managed the Palm Beach Cardinals to the Florida State League playoffs, where the squad knocked off the Vero Beach Dodgers in three games (2-1) before winning the league championship in five games (3-2) over the heavily favored Lakeland Tigers. The resilient Palm Beach squad took the title game with home runs in the 9th and 10th innings tying and taking the lead on the road. Warner was named the 2005 George Kissell Award winner by his peers following his efforts.

Warner guided his teams to the postseason in five of his first eight years and 6-of-11 overall. His minor league managerial record stands at 734-730 (.501).

His coaching career began in 2000 serving as the batting practice pitcher for the St. Louis Cardinals before moving on to take a coaching role for double-A New Haven in 2001. In 2002-03, Warner was the hitting coach for short-season New Jersey (A) and then held the same post with single-A Peoria in 2004.

Following his days as a minor league manager, Warner took roles as the team's Minor League Infield Coordinator (2015-16) and then Assistant Field Coordinator (2017-18).

Originally a 17th round draft pick (441st overall) by the St. Louis Cardinals in 1991 out of the, now defunct, University of Wyoming baseball program, Warner played nine years in the Cardinals minor leagues covering 792 career games. He batted .267 with 40 home runs and 242 RBI playing a myriad of positions including all infield spots, outfield and made three relief appearances as a pitcher. He played in 238 games as a shortstop, his most at any position.

Warner, 51, resides in St. Charles, Mo., with his wife Laura, sons, Colin Michael (1/9/04) and Benjamin Anthony (1/25/10) and daughter Callie Marie (10/2/11). He wears uniform No. 75 to honor the late Darryl Kile (flipping the 5-and-7), as the Cardinals have not issued uniform No. 57 since Kile's untimely death in 2002.

## PROFESSIONAL COACHING CAREER

<b>St. Louis Cardinals Third Base Coach .....</b>	<b>2019-20</b>
<b>St. Louis Cardinals Interim Bench Coach .....</b>	<b>2018</b>
Cardinals Assistant Field Coordinator .....	2017
<b>St. Louis Cardinals Interim Coach .....</b>	<b>2017</b>
Cardinals Minor League Infield Coordinator .....	2017
Memphis (AAA) Manager .....	2012-14
Springfield (AA) Manager .....	2007-11
Palm Beach (A) Manager .....	2005-06
Peoria (A) Hitting Coach .....	2004
Johnson City (R) Manager .....	2003
New Jersey (SS-A) Hitting Coach .....	2002
New Haven (AA) Coach .....	2001
<b>St. Louis Cardinals Batting Practice Pitcher .....</b>	<b>2000</b>

## AWARDS & HONORS

**George Kissell Award**  
2005: Palm Beach (A)

**Florida State League Manager of the Year**  
2006: Palm Beach (A)

**Florida State League Championship**  
2005: Palm Beach (A)





### JOEY PREBYNSKI RUN PREVENTION COACH

Joey Prebyski enters his second season as run prevention coach with the Cardinals. In his role, he works closely with the Major League coaching staff in game day preparation throughout the season and also conducts projects and studies aimed at enhancing player development processes.

Before joining the Cardinals, Prebyski spent three seasons (2016-18) as a professional scout with the Milwaukee Brewers. Prior to the Brewers, Prebyski worked with the Texas Rangers serving as instant replay consultant, writing Major League Advance Scouting reports, conducting statistical studies for the baseball operations department, and oversaw the use of video at the Major League level and in the Player Development system as well as within the Amateur, Pro, and International Scouting departments.

Prebyski, 37, was the Director of Baseball Operations at the University of Texas at Arlington from 2005-08, where he earned his undergraduate degree in Business Administration, along with a Master of Arts in Communication and an MBA at the school. A native of Mansfield, Ohio, Prebyski is actively involved with the Miracle League, Junior Achievement, & Big Brothers-Big Sisters. He resides in Clayton, MO.



### PATRICK ELKINS RUN PRODUCTION COACH

Patrick "Packy" Elkins enters his 10th season in the Cardinals organization and his first as a member of the Major League coaching staff. His duties involve splitting time as a uniformed coach pregame, working with hitters alongside Jeff Albert and Jobel Jiménez, while also developing advanced scouting.

Prior to his moving into his current role, Elkins worked five years as a Major League Pro Scout in the Cardinals organization and as a 4th Coach in 2014, where he joined Manager Mike Shildt's staff in Double-A Springfield.

Elkins played four years of college baseball at Belmont University in Nashville, Tenn., where he graduated with a Marketing degree in 2010. He was later selected by St. Louis in the 37th round of that season's First-Year Player Draft. The infielder played the 2010 season under Shildt in Johnson City, 2011 in Quad Cities, and 2012 in Palm Beach with Jeff Albert as his hitting coach.

Elkins resides in Raleigh, N.C. with his wife, Brittany, daughter, Annie (3), and son, Joseph (1).



### CHRISTOPHER (CHRIS) JOHN CARPENTER SPECIAL INSTRUCTOR

Chris Carpenter enters his second season as a Special Instructor with the Cardinals.

Following his retirement in 2012, after 15 seasons with Toronto and St. Louis, Chris has remained active in player instruction and evaluation for the Cardinals.

The New Hampshire native played nine seasons (2004-12) with the Cardinals and was selected as a National League All-Star three times (2005, 2006 and 2010). He made 18 starts for St. Louis during the postseason, including starts in both the 2006 and 2011 World Series.

The game that most solidifies Carpenter in Cardinals fans hearts may very well be Game 5 of the 2011 Division Series vs. Philadelphia when he pitched a complete-game, 3-hit shutout, clinching the Division Series on the way to the team's 11th World Championship. He had 3-0 mark with a 2.00 ERA in his four career World Series starts.

A member of the St. Louis Cardinals Hall of Fame, Carpenter was voted the National League Cy Young award winner in 2005 after a 21-5 season, and National League Comeback Player of the Year in 2009. Carpenter's .683 winning pct. ranks 2nd on the Cardinals franchise all-time list and his 1,085 strikeouts rank 4th all-time.

Carpenter is the Cardinals all-time leader in postseason wins (10) and innings pitched (108.0).



## JAMES (JIM) PATRICK EDMONDS

### SPECIAL INSTRUCTOR

Jim Edmonds enters his second season as a Special Instructor with the Cardinals. Edmonds has also worked for seven seasons on the Cardinals television broadcast team for FOX Sports Midwest.

An eight-time Gold Glove recipient and four-time All-Star, Edmonds was one of the best outfielders to play center field for the Cardinals. He was inducted into the Cardinals Hall of Fame in the inaugural year of the Hall opening in 2014. Edmonds played parts of 17 seasons in the Major Leagues with the Angels, Cardinals, Padres, Cubs, Brewers and Reds, and holds a career .284 batting average after playing in over 2,000 games. He ended his career just shy of 500 doubles (437), 400 homers (393) and 1,200 RBI (1,199).

The bulk of Edmonds career was spent wearing a Cardinals uniform, as he played for eight seasons with St. Louis (2000-07), hitting .285 with 241 home runs and 713 RBI. He helped lead the team to six playoff appearances, including the 2006 World Series Championship, and in 2000 and 2004 finished in the top five in National League MVP voting.

The left-handed hitting Edmonds was known for his highlight reel catches, perhaps none bigger than his diving catch in Game 7 of the National League Championship Series vs. the Houston Astros at Busch Stadium in 2004. One night after Edmonds forced Game 7 with a 12th-inning, two-run, walk-off homer, he snared a line drive in the left-center field gap with a diving catch and his back to the plate.

Edmonds, 49, has four children; daughters Lauren, Hayley and Sutton, and a son, Landon.

## PRONUNCIATIONS & DIACRITICS

### PRONUNCIATIONS

Name	Pronunciation	Name	Pronunciation
Harrison Bader .....	BAY-der	Evan Kruczynski .....	KRU-zin-ski
John Brebbia .....	BREH-be-ah	Yadier Molina .....	yah-dee-AIR
Génesis Cabrera .....	hen-e-sis	Elehuris Montero .....	ele-ew-ris
Jesus Cruz .....	hey-zues	John Mozeliak .....	Mo-zay-lock
Paul DeJong .....	de-YOUNG	Miles Mikolas .....	MY-koh-lahs
Alex FaGalde .....	fug-goll-dee	Yairo Muñoz .....	Jye-row moon-yos
Giovanny Gallegos .....	GUY-eh-gohse	Johan Oviedo .....	YO-hahn oh-vee-YAY-doh
Austin Gomber .....	GAHM-ber	Daniel Ponce de Leon .....	ponce-day-lee-ohn
Ivan Herrera .....	ee-VAHN	Rangel Ravelo .....	RAHN-hel
Jobel Jiménez .....	JOE-bell	Angel Rondón .....	Ahn-hell ron-DOHN
Matthew Liberatore .....	LIBB-er-uh-tore	Alvaro Seijas .....	SAY-hoss
Kwang Hyun Kim .....	kwong yunn kim	Mike Shildt .....	pronounced like "quilt"
Andrew Knizner .....	KIZZ-ner	Matt Wieters .....	WEE-ters

### DIACRITICS

Génesis Cabrera	Elehuris Montero (no accent marks)
Alex FaGalde (capital G in last name)	Yairo Muñoz
Junior Fernández	Julio Rodríguez
José Godoy	Rangel Ravelo (no accent marks)
Óscar Hernández	Angel Rondón
Jobel Jiménez	Ricardo Sánchez
Carlos Martínez	Edmundo Sosa (no accent marks)

**MANAGER:** Mike Shildt (8)

**COACHES:** Jeff Albert (54), Stubby Clapp (82), Bryan Eversgerd (72) Jobel Jiménez (58), Mike Maddux (31), Oliver Marmol (37), Willie McGee (51), Ron "Pop" Warner (75), Jamie Pogue (94), Kleinger Teran (76), Patrick Elkins (88)

**SPECIAL INSTRUCTORS:** Lou Brock (20), Chris Carpenter (26), Jim Edmonds (15), Bob Gibson (45)

No.	Pitchers (22)	B	T	Ht.	Wt.	B-Date	Place of Birth	Residence
60	BREBBIA, JOHN	L	R	6-1	200	5-30-90	Boston, MA	Smyrna, GA
92	CABRERA, GÉNESIS	L	L	6-2	190	10-10-96	Santo Domingo, DR	Santo Domingo, DR
27	CECIL, BRETT	R	L	6-2	200	7-2-86	Annapolis, MD	Olivette, MO
44	FERNÁNDEZ, JUNIOR	R	R	6-3	205	3-2-97	Santo Domingo, DR	Port St. Lucie, FL
22	FLAHERTY, JACK	R	R	6-4	220	10-15-95	Burbank, CA	Sherman Oaks, CA
65	GALLEGOS, GIOVANNY	R	R	6-2	210	8-14-92	Ciudad Obregón, MEX	Ciudad Obregón, MEX
53	GANT, JOHN	R	R	6-4	200	8-6-92	Savannah, GA	Wesley Chapel, FL
36	GOMBER, AUSTIN	L	L	6-5	220	11-23-93	Winter Garden, FL	Windermere, FL
56	HELSLEY, RYAN	R	R	6-2	230	7-18-94	Tahlequah, OK	Cookson, OK
12	HICKS, JORDAN	R	R	6-2	210	9-6-96	Houston, TX	Houston, TX
43	HUDSON, DAKOTA	R	R	6-5	215	9-15-94	Dunlap, TN	Dunlap, TN
33	KIM, KWANG HYUN	L	L	6-2	185	7-2-88	Seoul, South Korea	Incheon, South Korea
18	MARTÍNEZ, CARLOS	R	R	6-0	200	9-21-91	Puerto Plata, DR	Puerto Plata, DR
39	MIKOLAS, MILES	R	R	6-4	235	8-23-88	Jupiter, FL	Jupiter, FL
21	MILLER, ANDREW	L	L	6-7	200	5-21-85	Gainesville, FL	Tampa, FL
62	PONCE DE LEON, DANIEL	R	R	6-3	200	1-16-92	Anaheim, CA	New Smyrna Beach, FL
29	REYES, ALEX	R	R	6-4	235	8-29-94	Elizabeth, NJ	Fort Lauderdale, FL
64	SANCHEZ, RICARDO	L	L	5-11	215	4-11-97	Puerto Cabella, VEN	Puerto Cabella, VEN
52	SEIJAS, ALVARO	R	R	6-1	200	10-10-98	Maracay, VEN	Turnero, VEN
50	WAINWRIGHT, ADAM	R	R	6-7	230	8-30-81	Brunswick, GA	St. Simon's Island, GA
30	WEBB, TYLER	L	L	6-5	225	7-20-90	Nassawdox, VA	Columbia, SC
40	WOODFORD, JAKE	R	R	6-4	220	10-28-96	St. Petersburg, FL	Tampa, FL

**DIRECTOR, MEDICAL OPERATIONS:** Adam Olsen**HEAD PHYSICIAN:** Dr. George Paletta**ASSISTANT ATHLETIC TRAINERS:** Chris Conroy, Jeremy Clipperton**DIRECTOR, TEAM TRAVEL:** Ernie Moore**PHYSICAL THERAPIST/PERFORMANCE:** Thomas Knox, Jason Shutt**HEAD CLUBHOUSE MANAGER:** Mark Walsh**STRENGTH/CONDITIONING COACH:** Lance Thomason**DIRECTOR OF COMMUNICATIONS:** Brian Bartow**MAJOR LEAGUE GAME PLAN COACH:** Joey Prebyski**KOREAN INTERPRETER:** Choi "Craig" Yonsei

2019 Club	W-L	ERA	G	GS	CG	SHO	SV	IP	H	R	ER	BB	SO	MLServ
ST. LOUIS	3-4	3.59	66	0	0	0	0	72.2	59	31	29	27	87	2.093
ST. LOUIS	0-2	4.87	13	2	0	0	1	20.1	23	16	11	11	19	0.049
Memphis	5-6	5.91	20	18	0	0	0	99.0	107	68	65	39	106	
DID NOT PITCH - INJURED														9.152
ST. LOUIS	0-1	5.40	13	0	0	0	0	11.2	9	7	7	6	16	0.055
Memphis	2-1	1.48	18	0	0	0	2	24.1	17	6	4	11	27	
Springfield	1-1	1.55	18	0	0	0	5	29.0	18	6	5	11	42	
Palm Beach	0-0	1.54	9	0	0	0	4	11.2	8	2	2	8	11	
ST. LOUIS	11-8	2.75	33	33	0	0	0	196.1	135	62	60	55	231	2.006
ST. LOUIS	3-2	2.31	66	0	0	0	1	74.0	44	19	19	16	93	1.085
Memphis	0-0	0.00	1	0	0	0	0	1.0	0	0	0	0	1	
ST. LOUIS	11-1	3.66	64	0	0	0	3	66.1	51	29	27	34	60	3.004
Memphis	4-0	2.98	8	8	1	1	0	45.1	42	17	15	16	52	0.111
Springfield	0-0	0.00	3	2	0	0	0	4.0	1	0	0	1	2	
Palm Beach	0-1	81.00	1	1	0	0	0	0.1	2	3	3	2	0	
ST. LOUIS	2-0	2.95	24	0	0	0	0	36.2	34	13	12	12	32	0.105
Memphis	2-3	4.58	17	7	0	0	1	37.1	29	20	19	20	41	
ST. LOUIS	2-2	3.14	29	0	0	0	14	28.2	16	10	10	11	31	2.000
ST. LOUIS	16-7	3.35	33	32	0	0	1	174.2	160	80	65	86	136	1.066
SK Wyverns	17-6	2.51	31	30	0	0	0	190.1	198	64	53	38	180	0.000
ST. LOUIS	4-2	3.17	48	0	0	0	24	48.1	39	18	17	18	53	6.073
Peoria#	0-0	0.00	1	0	0	0	0	1.0	0	0	0	0	0	
Springfield#	0-0	4.50	1	0	0	0	0	2.0	4	1	1	0	0	
Memphis#	0-0	0.00	3	0	0	0	0	3.2	1	0	0	4	6	
ST. LOUIS	9-14	4.16	32	32	1	1	0	184.0	193	90	85	32	144	3.037
ST. LOUIS	5-6	4.45	73	0	0	0	6	54.2	45	32	27	27	70	11.062
ST. LOUIS	1-2	3.70	13	8	0	0	0	48.2	36	21	20	26	52	0.141
Memphis	8-4	2.88	16	16	0	0	0	84.1	62	30	27	43	86	
ST. LOUIS	0-1	15.00	4	0	0	0	0	3.0	2	5	5	6	1	2.065
Memphis#	1-3	7.39	10	7	0	0	0	28.0	27	24	23	24	38	
Palm Beach#	0-1	1.93	2	2	0	0	0	9.1	9	4	2	3	11	
Arkansas	8-12	4.44	27	27	0	0	0	146.0	157	77	72	38	135	0.000
Peoria	4-5	2.93	14	14	1	1	0	80.0	73	30	26	28	71	0.000
Palm Beach	4-1	3.48	10	10	0	0	0	54.1	54	21	16	26	43	
ST. LOUIS	14-10	4.19	31	31	9	9	9	171.2	181	83	80	64	153	14.027
ST. LOUIS	2-1	3.76	65	0	0	0	1	55.0	33	23	23	23	48	1.076
Memphis	0-1	2.70	5	0	0	0	0	6.2	7	3	2	2	5	
Memphis	9-8	4.15	26	26	0	0	0	151.2	124	75	70	75	131	0.000



No.	Catchers (3)	B	T	Ht.	Wt.	B-Date	Place of Birth	Residence
-----	--------------	---	---	-----	-----	--------	----------------	-----------

7	KNIZNER, ANDREW	R	R	6-1	225	2-3-95	Glen Allen, VA	Richmond, VA
---	-----------------	---	---	-----	-----	--------	----------------	--------------

4	MOLINA, YADIER	R	R	5-11	210	7-13-82	Bayamon, PR	Jupiter, FL
---	----------------	---	---	------	-----	---------	-------------	-------------

32	WIETERS, MATT	S	R	6-5	235	5/21/86	Charleston, SC	Atlanta, GA
----	---------------	---	---	-----	-----	---------	----------------	-------------

No.	Infielders (10)	B	T	Ht.	Wt.	B-Date	Place of Birth	Residence
-----	-----------------	---	---	-----	-----	--------	----------------	-----------

13	CARPENTER, MATT	L	R	6-4	210	11-26-85	Galveston, TX	Fort Worth, TX
----	-----------------	---	---	-----	-----	----------	---------------	----------------

11	DEJONG, PAUL	R	R	6-0	200	8-2-93	Orlando, FL	Hazelhurst, WI
----	--------------	---	---	-----	-----	--------	-------------	----------------

19	EDMAN, TOMMY	S	R	5-10	185	5-9-95	San Diego, CA	San Diego, CA
----	--------------	---	---	------	-----	--------	---------------	---------------

46	GOLDSCHMIDT, PAUL	R	R	6-3	215	9-10-87	Wilmington, DC	Scottsdale, AZ
----	-------------------	---	---	-----	-----	---------	----------------	----------------

15	MILLER, BRAD	L	R	6-2	215	10-18-89	Orlando, FL	Windermere, FL
----	--------------	---	---	-----	-----	----------	-------------	----------------

49	MONTERO, ELEHURIS	R	R	6-3	225	8-17-98	Santo Domingo, DR	Santo Domingo, DR
----	-------------------	---	---	-----	-----	---------	-------------------	-------------------

34	MUÑOZ, YAIRO	R	R	6-0	215	1-23-95	Nagua, DR	Nagua, DR
----	--------------	---	---	-----	-----	---------	-----------	-----------

47	RAVELO, RANGEL	R	R	6-1	225	4-24-92	Havana, Cuba	Hialeah, FL
----	----------------	---	---	-----	-----	---------	--------------	-------------

63	SOSA, EDMUNDO	R	R	6-0	205	3-6-96	Panama City, PAN	Panama City, PAN
----	---------------	---	---	-----	-----	--------	------------------	------------------

16	WONG, KOLTEN	L	R	5-7	185	10-10-90	Hilo, HI	Palm Beach Gardens, FL
----	--------------	---	---	-----	-----	----------	----------	------------------------

No.	Outfielders (6)	B	T	Ht.	Wt.	B-Date	Place of Birth	Residence
-----	-----------------	---	---	-----	-----	--------	----------------	-----------

48	BADER, HARRISON	R	R	6-0	200	6-3-94	Bronxville, NY	Miami, FL
----	-----------------	---	---	-----	-----	--------	----------------	-----------

0	DEAN, AUSTIN	R	R	6-2	210	10-14-93	Spring, TX	Spring, TX
---	--------------	---	---	-----	-----	----------	------------	------------

25	FOWLER, DEXTER	S	R	6-5	205	3-22-86	Atlanta, GA	Las Vegas, NV
----	----------------	---	---	-----	-----	---------	-------------	---------------

41	O'NEILL, TYLER	R	R	5-11	205	6-22-95	Burnaby, BC, CAN	Burnaby, BC, CAN
----	----------------	---	---	------	-----	---------	------------------	------------------

35	THOMAS, LANE	R	R	6-0	185	8-23-95	Knoxville, TN	Knoxville, TN
----	--------------	---	---	-----	-----	---------	---------------	---------------

26	WILLIAMS, JUSTIN	L	R	6-1	215	8-20-95	Houma, LA	Houma, LA
----	------------------	---	---	-----	-----	---------	-----------	-----------

2019 Club	AVG.	G	AB	R	H	2B	3B	HR	RBI	BB	SO	SB	MLServ
ST. LOUIS	.254	18	53	7	12	2	0	2	7	4	14	2	0.071
Memphis	.276	66	246	41	68	10	0	12	34	24	37	2	
ST. LOUIS	.270	113	419	45	113	24	0	10	57	23	58	6	15.123
Memphis#	.250	4	8	2	2	0	0	1	5	0	4	0	
Springfield#	.083	4	12	0	1	0	0	0	1	0	8	1	
ST. LOUIS	.214	67	168	15	36	4	0	11	27	12	47	1	10.129

2019 Club	AVG.	G	AB	R	H	2B	3B	HR	RBI	BB	SO	SB	MLServ
ST. LOUIS	.226	129	416	59	94	20	2	15	46	63	129	6	8.012
Memphis#	.182	4	11	2	2	1	0	0	3	3	4	0	
Springfield#	.000	5	15	0	0	0	0	0	0	4	4	0	
ST. LOUIS	.233	159	583	97	136	31	1	30	78	62	149	9	2.127
ST. LOUIS	.304	92	326	59	99	17	7	11	36	16	61	15	0.114
Memphis	.305	49	197	39	60	12	4	7	29	15	33	9	
ST. LOUIS	.260	161	597	97	155	25	1	34	97	78	166	3	8.059
Cleveland	.250	13	36	4	9	3	0	1	4	4	10	1	6.004
Philadelphia	.263	66	118	22	31	3	1	12	21	11	35	1	
Scranton/Wilkes-Barre	.294	41	136	31	40	9	1	10	29	24	40	1	
Springfield	.188	59	224	23	42	8	0	7	18	14	74	0	0.000
GCL Cardinals#	.308	4	13	1	4	0	0	0	0	1	2	0	
ST. LOUIS	.267	88	172	20	46	7	1	2	13	7	37	8	1.154
Memphis	.231	3	13	1	3	0	0	1	2	1	4	0	
ST. LOUIS	.205	29	39	4	8	2	0	2	7	3	12	0	0.054
Memphis	.299	95	334	50	100	2	1	12	56	37	61	0	
ST. LOUIS	.250	8	8	2	2	0	0	0	0	1	2	1	0.040
Memphis	.291	118	453	70	132	18	5	17	62	17	96	2	
ST. LOUIS	.285	148	478	61	136	25	4	11	59	47	83	24	6.045

2019 Club	AVG.	G	AB	R	H	2B	3B	HR	RBI	BB	SO	SB	MLServ
ST. LOUIS	.205	128	347	54	71	14	3	12	39	46	117	11	2.030
Memphis	.317	16	63	23	20	3	0	7	15	8	16	3	
Miami	.225	64	178	17	40	14	0	6	21	9	47	0	0.124
New Orleans	.337	73	252	48	85	19	1	18	57	28	52	4	
GCL Marlins#	.333	1	3	1	1	1	0	0	1	1	0	0	
ST. LOUIS	.238	150	487	69	116	24	1	19	67	74	142	8	10.168
ST. LOUIS	.262	60	141	18	37	6	0	5	16	10	53	1	1.059
Memphis#	.265	41	151	26	5	5	0	11	26	14	51	3	
Springfield#	.167	6	24	4	4	1	0	2	2	0	9	0	
ST. LOUIS	.316	34	38	6	12	0	1	4	12	4	8	1	0.085
Memphis	.268	75	265	42	71	17	2	10	44	32	80	11	
Memphis	.353	36	102	20	36	5	0	7	26	16	30	0	0.041
Springfield	.193	17	57	7	11	1	0	1	3	4	17	1	

NON-ROSTER INVITEES

No.	Pitchers (17)	B	T	Ht.	Wt.	B-Date	Place of Birth	Residence
73	BOSTICK, AKEEM	R	R	6-4	180	5-4-95	Florence, SC	Florence, SC
74	CRISMATT, NABIL	R	R	6-1	200	12-25-94	Barraanquilla, COL	Barraanquilla, COL
86	CRUZ, JESUS	R	R	6-1	225	4/15/95	Salinas de Hidalgo, MEX	Salinas de Hidalgo, MEX
91	DOBZANSKI, BRYAN	R	R	6-5	230	8/31/95	Franklinville, NJ	Franklinville, NJ
61	ELLEDGE, SETH	R	R	6-3	230	5-20-96	Dallas, TX	Frisco, TX
93	FAGALDE, ALEX	R	R	6-2	215	4-29-94	El Dorado Hills, CA	El Dorado Hills, CA
67	KAMINSKY, ROB	R	L	6-0	191	9-2-94	Englewood Cliffs, NJ	Englewood Cliffs, NJ
59	KRUCZYNSKI, EVAN	L	L	6-5	215	3-15-95	Franklin, WI	Franklin, WI
66	LIBERATORE, MATTHEW	L	L	6-3	190	11-6-99	Peoria, AZ	Punta Gorda, FL
87	OVIDO, JOHAN	R	R	6-6	245	3-2-98	Havana, Cuba	Paut-au-Prince, Haiti
88	PARSONS, TOMMY	R	R	6-4	185	9-1-95	Columbus, OH	New Albany, OH
77	RAMIREZ, ROEL	R	R	6-1	210	5-26-95	Laredo, TX	Laredo, TX
95	ROBERTS, GRIFFIN	R	R	6-3	210	6-13-96	Midlothian, VA	Hartfield, VA
89	RONDÓN, ANGEL	R	R	6-1	195	12-1-97	Higüey, DR	Higüey, DR
78	SANTOS, RAMON	R	R	6-1	220	9-20-94	Villa Altagracia, DR	Villa Altagracia, DR
80	THOMPSON, ZACK	L	L	6-2	215	10-28-97	Selma, IN	St. Pete Beach, FL
90	WHITLEY, KODI	R	R	6-3	220	2-21-95	Clayton, NC	Clayton, NC
No.	Catchers (7)	B	T	Ht.	Wt.	B-Date	Place of Birth	Residence
70	GODOY, JOSÉ	L	R	5-11	215	10-13-94	Maracaibo, VEN	Maracaibo, VEN
28	HERNÁNDEZ, ÓSCAR	R	R	6-0	196	7-9-93	Punto Fijo, VEN	Punto Fijo, VEN
97	HERRERA, IVAN	R	R	5-11	215	6-1-00	Panama City, PAN	Panama City, PAN
99	ORTEGA, DENNIS	R	R	6-3	220	6-11-97	Valencia, VEN	Valencia, VEN
71	RODRÍGUEZ, JULIO	R	R	6-0	235	6-11-97	Santiago, DR	Santiago, DR
96	SOTO, CARLOS	L	R	6-2	250	4-27-99	Los Mochis, MEX	Los Mochis, MEX
98	WILSON, ALEXIS	R	R	5-10	200	8-13-96	Los Mochis, MEX	Los Mochis, MEX
No.	Infielders (5)	B	T	Ht.	Wt.	B-Date	Place of Birth	Residence
79	BAKER, LUKEN	R	R	6-4	270	3-10-97	Houston, TX	Spring, TX
81	GORMAN, NOLAN	L	R	6-1	210	5-10-00	Phoenix, AZ	Pompano Beach, FL
84	MENDOZA, EVAN	R	R	6-2	210	6-28-96	Sarasota, FL	Sarasota, FL
83	NOGOWSKI, JOHN	R	L	6-0	235	1-5-93	Port Huron, MI	Tallahassee, FL
55	SCHROCK, MAX	L	R	5-9	195	10-12-94	Tacoma, WA	Chapel Hill, NC
No.	Outfielders (1)	B	T	Ht.	Wt.	B-Date	Place of Birth	Residence
68	CARLSON, DYLAN	S	L	6-2	200	10-23-98	Elk Grove, CA	Elk Grove, CA

	2019 Club	W-L	ERA	G	GS	CG	SHO	SV	IP	H	R	ER	BB	SO	MLServ
	Round Rock	4-5	7.28	21	12	0	0	0	80.1	98	70	65	42	73	0.000
	Kansas City (Ind)	2-1	3.12	4	4	0	0	0	17.1	15	6	6	7	17	
	Tacoma	0-5	9.84	13	8	0	0	0	46.2	67	51	47	21	68	0.000
	Arkansas	4-5	1.94	14	13	2	1	0	83.2	57	22	18	11	89	
	Springfield	0-0	2.45	1	0	0	0	0	3.2	1	1	1	5	10	0.000
	Memphis	6-6	6.87	50	0	0	0	0	57.2	51	44	40	41	79	
	Palm Beach	1-1	0.89	10	0	0	0	6	20.1	9	3	2	10	23	0.000
	Springfield	2-1	3.55	24	1	0	0	2	33.0	35	15	13	15	39	
	Memphis	0-1	7.36	3	0	0	0	0	3.2	2	3	3	5	4	
	Springfield	3-3	3.78	26	0	0	0	3	33.1	34	15	14	13	43	0.000
	Memphis	0-1	3.00	8	0	0	0	1	9.0	9	4	3	2	12	
	Palm Beach	6-3	1.99	13	13	0	0	0	72.1	48	18	16	16	62	0.000
	Springfield	4-5	4.43	12	11	0	0	0	67.0	62	34	33	23	51	
	Akron	2-1	2.30	19	0	0	0	1	31.1	22	11	8	8	30	0.000
	Columbus	1-0	5.11	23	0	0	0	1	24.2	26	16	14	14	31	
	Springfield	3-8	5.60	21	20	0	0	0	117.1	123	77	73	50	118	0.000
	Memphis	1-2	8.01	7	6	0	0	0	30.1	44	27	27	17	28	
	Bowling Green	6-2	3.10	16	15	1	0	0	78.1	70	33	27	31	76	0.000
	Palm Beach	5-0	1.60	6	5	0	0	0	33.2	29	7	6	12	35	0.000
	Springfield	7-8	5.65	23	23	0	0	0	113.0	120	72	71	64	128	
	Peoria	4-0	0.26	5	5	1	1	0	35.0	14	1	1	5	26	0.000
	Palm Beach	3-2	2.13	7	7	1	0	0	42.1	41	14	10	7	39	
	Springfield	4-6	5.29	14	14	0	0	0	83.1	91	50	49	13	77	
	Memphis	0-1	9.00	1	1	0	0	0	5.0	7	5	5	2	6	
	Springfield	5-3	4.98	41	5	0	0	1	72.1	76	45	40	29	80	0.000
	Memphis	2-0	2.03	9	3	0	0	0	13.1	12	5	3	3	16	
	Palm Beach	1-7	6.44	15	13	0	0	0	65.2	79	53	47	35	36	0.000
	Palm Beach	5-1	2.20	8	8	0	0	0	45.0	26	11	11	17	47	0.000
	Springfield	6-6	3.21	20	20	0	0	0	115.0	99	45	41	42	112	
	Palm Beach	1-1	3.00	34	2	0	0	2	57.0	51	21	19	24	65	0.000
	GCL Cardinals	0-0	4.50	2	2	0	0	0	2.0	3	1	0	0	4	0.000
	Palm Beach	0-0	4.05	11	0	0	0	0	13.1	16	6	6	4	19	
	Palm Beach	0-0	0.00	3	0	0	0	0	4.1	1	0	0	2	5	0.000
	Springfield	1-4	1.83	31	0	0	0	7	39.1	31	14	8	13	2	0.000
	Memphis	2-0	1.52	16	0	0	0	2	23.2	21	5	4	4	27	
	2019 Club	AVG.	G	AB	R	H	2B	3B	HR	RBI	BB	SO	SB	MLServ	
	Springfield	.256	48	160	22	41	10	0	5	33	18	30	0	0.000	
	Memphis	.316	27	79	10	25	6	0	2	9	7	16	0		
	Portland	.083	7	24	3	2	0	0	0	1	2	11	0	1.027	
	Pawtucket	.209	47	148	20	31	10	0	6	20	12	33	0		
	Peoria	.286	69	248	41	71	10	0	8	42	35	56	1	0.000	
	Palm Beach	.276	18	58	7	16	0	0	1	5	5	16	0		
	Palm Beach	.205	58	200	15	41	6	0	1	8	12	39	0	0.000	
	Palm Beach	.276	71	268	28	74	14	0	7	31	16	53	0	0.000	
	Springfield	.222	14	45	2	10	1	0	1	7	2	15	0		
	State College	.250	30	116	15	29	6	1	4	23	14	35	0	0.000	
	Peoria	.203	20	69	6	14	1	0	1	7	6	18	0		
	Peoria	.265	53	181	15	48	8	0	4	15	14	32	1	0.000	
	Palm Beach	.409	6	22	2	9	0	0	1	2	2	4	0		
	2019 Club	AVG.	G	AB	R	H	2B	3B	HR	RBI	BB	SO	SB	MLServ	
	Palm Beach	.244	122	439	47	107	32	1	10	53	52	112	1	0.000	
	Peoria	.241	67	241	41	58	14	3	10	41	32	79	2	0.000	
	Palm Beach	.256	58	215	24	55	16	3	5	21	13	73	0		
	Springfield	.248	54	206	20	51	8	1	1	20	14	44	5	0.000	
	Memphis	.313	6	16	3	5	1	0	0	1	3	2	0		
	Memphis	.295	117	380	77	112	22	1	15	75	69	54	1	0.000	
	Memphis	..275	85	265	42	73	20	1	2	31	37	49	12	0.000	
	2019 Club	AVG.	G	AB	R	H	2B	3B	HR	RBI	BB	SO	SB	MLServ	
	Springfield	.281	108	417	81	117	24	6	21	59	52	98	18	0.000	
	Memphis	.316	18	72	14	26	4	2	5	9	6	18	2		



### MATT CARPENTER needs

- 2 home runs for 150
- 16 doubles for 300
- 2 doubles for 286 (T13th on Cardinals all-time, Frankie Frisch)
- 4 walks for 645 (T8th Cardinals all-time, Jim Edmonds)
- 19 walks for 660 (T7th Cardinals all-time, Rogers Hornsby)
- 40 walks for 681 (T6th Cardinals all-time, Lou Brock)
- 4 home runs for 152 (T13th Cardinals all-time, Joe Medwick)
- 23 extra base hits (T13th all-time Cardinals, Red Schoendienst)
- 27 extra base hits (T12th all-time Cardinals, Jim Edmonds)

### BRETT CECIL needs

- 6 wins for 50
- 57 games for 500
- 44.0 innings pitched for 800.0
- 30 strikeouts for 700

### PAUL DeJONG needs

- 26 home runs for 100
- 140 hits for 500
- 18 doubles for 100
- 5 home runs at Busch Stadium for 30 (T9th all-time, Dexter Fowler/Jedd Gyorko)
- 24 RBI at Busch Stadium for 115 (T10th all-time Carlos Beltran/Jon Jay)
- 21 extra base hits at Busch Stadium for 98 (T5th all-time, Ryan Ludwick/Kolten Wong)

### DEXTER FOWLER needs

- 78 games for 1,500
- 8 triples for 90
- 3 stolen bases for 150
- 27 home runs for 150
- 2 triples at Busch Stadium for 7 (4th all-time, Jon Jay)
- 10 triples at Busch Stadium for 15 (T1st all-time, Matt Carpenter)

### JACK FLAHERTY needs

- 67 strikeouts for 500
- 131.1 innings pitched for 500
- 34 games started for 100
- 33 games for 100
- 1 win for 20
- 4 wins at Busch Stadium for 15 (T10th all-time, Todd Wellemeyer)
- 9 wins at Busch Stadium for 20 (T9th all-time, Jake Westbrook)
- 34 strikeouts for 238 at Busch Stadium (T8th all-time, Trevor Rosenthal)
- 6 games started for 36 at Busch Stadium (T10th all-time, Braden Looper)

### MILES MIKOLAS needs

- 19 wins for 50
- 24.0 innings pitched for 500
- 26 games started for 100
- 148 strikeouts for 500
- 2 wins at Busch Stadium for 15 (T10th all-time, Todd Wellemeyer)
- 7 wins at Busch Stadium for 20 (T9th all-time, Jake Westbrook)

### PAUL GOLDSCHMIDT needs

- 163 hits for 1,500
- 7 home runs for 250
- 8 doubles for 300
- 102 total bases for 2,500

### CARLOS MARTÍNEZ needs

- 19 saves for 50
- 47 games for 300
- 147 strikeouts for 1,000
- 135.1 innings for 1,000
- 7 starts for 125
- 29 saves for 60 (T9th Cardinals all-time, Al Brazle/Joe Hoerner)
- 46 strikeouts for 899 (T11th Cardinals all-time, Larry Jackson)
- 66 strikeouts for 919 (T10th Cardinals all-time, Lance Lynn)

### BRAD MILLER needs

- 12 home runs for 100
- 7 RBI for 300
- 5 runs for 300

### YADIER MOLINA needs

- 17 games for 2,000
- 37 hits for 2,000
- 21 doubles for 400
- 19 home runs for 175
- 84 RBI for 1,000
- 7 games for 1,990 (T3rd all-time Cardinals, Ozzie Smith)
- 190 at-bats for 7,160 (T3rd all-time Cardinals, Ozzie Smith)
- 17 hits for 1,980 (T6th all-time Cardinals, Red Schoendienst)
- 101 hits for 2,064 (T5th all-time Cardinals, Enos Slaughter)
- 110 hits for 2,073 (T4th all-time Cardinals, Albert Pujols)
- 147 hits for 2,110 (T3rd all-time Cardinals, Rogers Hornsby)
- 2 home runs for 158 (T10th all-time Cardinals, Johnny Mize)
- 16 home runs for 172 (T9th all-time Cardinals, Ted Simmons)
- 7 RBI for 923 (T8th all-time Cardinals, Joe Medwick)
- 13 RBI for 929 (T7th all-time Cardinals, Ted Simmons)
- 2 walks for 509 (T14th all-time Cardinals, Jim Bottomley)
- 28 total bases for 2852 (T7th all-time Cardinals, Jim Bottomley)
- 43 extra base hits (T9th all-time Cardinals, Ken Boyer)

### ADAM WAINWRIGHT needs

- 3 complete games for 25
- 17 games for 400
- 1 wins for 163 (T3rd all-time Cardinals, Bob Forsch)
- 18 games for 401 (T6th all-time Cardinals, Jason Isringhausen)
- 4 games started for 320 (T4th all-time Cardinals, Bill Doak)

### MATT WIETERS needs

- 11 hits for 1,000
- 4 home runs for 150
- 63 runs for 500

### KOLTEN WONG needs

- 17 stolen bases for 100
- 21 stolen bases for 104 (T20th all-time Cardinals, Andy Van Slyke)
- 52 games at Busch Stadium for 459 (T4th all-time, Albert Pujols)
- 4 triples for 15 at Busch Stadium (T1st all-time, Matt Carpenter)

\* **RED:** St. Louis Cardinals Record

\* **BLUE:** Busch Stadium Record

**JANUARY**

- 5..... John Nogowski (27)  
 8..... Bruce Sutter (67)  
       HOF 2006, Cards HOF 2014  
 16 .... Daniel Ponce de Leon (28)  
 23 .... Yairo Muñoz (25)  
 30 .... John Rooney (65)

**FEBRUARY**

- 3..... Andrew Knizner (25)  
 11 .... Bryan Eversgerd (51)  
 21 .... Kodi Whitley (24)  
 24 .... Stubby Clapp (46)

**MARCH**

- 2..... Junior Fernández (23)  
       ..... Johan Oviedo (22)  
 6..... Edmundo Sosa (25)  
 10 .... Luken Baker (23)  
 18 .... Dan McLaughlin (46)  
 22 .... Dexter Fowler (34)

**APRIL**

- 4..... Scott Rolen (46)  
 10 .... 1st game - Busch Std. III (2006)  
       ..... Ricardo Sánchez (23)  
 15 .... Jesus Cruz (24)  
 23 .... Fernando Tatis hit two grand  
       slams in the 3rd inning at  
       Dodger Stadium (1999).  
 24 .... Rangel Ravelo (27)  
 27 .... Chris Carpenter (44)  
       Cards HOF 2016  
       ..... Carlos Soto (20)  
 29 .... Alex FaGalde (25)

**MAY**

- 2..... Stan Musial hit five home runs  
       in a DH vs. the Giants (1954)  
 4..... Akeem Bostick (24)  
 9..... Tommy Edman (24)  
 10 .... Nolan Gorman (19)  
 13 .... Stan Musial collected his 3000th  
       career hit with a pinch-double  
       off Mo Drobowsky at Wrigley  
       Field (1958).  
 20 .... Seth Elledge (23)  
 21 .... Andrew Miller (34)  
       ..... Matt Wieters (34)  
 26 .... Roel Ramirez (24)  
 30 .... John Brebbia (29)

**JUNE**

- 1..... Ivan Herrera (19)  
 3..... Harrison Bader (25)  
 11 .... Dennis Ortega (22)  
       ..... Julio Rodríguez (22)  
 13 .... Griffin Roberts (23)  
 18 .... Lou Brock (80)  
       HOF 1985, Cards HOF 2014  
 22 .... Tyler O'Neill (24)  
 27 .... Jim Edmonds (49)  
       Cards HOF 2014  
 28 .... Evan Mendoza (23)

**JULY**

- 2..... Brett Cecil (33)  
       ..... Oliver Marmol (33)  
       ..... Kwang Hyun Kim (32)  
 9..... Óscar Hernández (26)  
 13 .... Yadier Molina (37)  
 15 .... Mike Shannon (80)  
       Cards HOF 2014  
 17 .... Bob Gibson recorded his 3000th  
       career strikeout vs. Cincinnati's  
       Cesar Geronimo (1974).  
 18 .... Ryan Helsley (25)  
       ..... Joe Torre (79)  
       HOF 2014, Cards HOF 2016  
 20 .... Tyler Webb (29)  
 21 .... Al Hrabosky (70)  
 23 .... Kleining Teran (31)  
 25 .... José Martínez (31)  
 30 .... Ricky Horton (60)

**AUGUST**

- 2..... Paul DeJong (26)  
 6..... John Gant (27)  
 9..... Mike Sildt (51)  
       Ted Simmons (79)  
       HOF 2020, Cards HOF 2015  
 13 .... Alexis Wilson (23)  
       ..... Lou Brock notched his 3000th  
       career hit vs. Chicago (1979).  
 14 .... Giovanni Gallegos (28)  
 17 .... Jamie Pogue (42)  
       ..... Elehuris Montero (21)  
 20 .... Justin Williams (24)  
 23 .... Miles Mikolas (31)  
       ..... Lane Thomas (24)  
 27 .... Mike Maddux (58)  
 29 .... Alex Reyes (25)  
 30 .... Adam Wainwright (38)  
 31 .... Bryan Dobzanski (24)

**SEPTEMBER**

- 1..... Tommy Parsons (24)  
 2..... Rob Kaminsky (25)  
 6..... Jordan Hicks (23)  
 7..... Mark Whiten hit four home runs in  
       the second game of a double-  
       header at Cincinnati (1993).  
       ..... Jason Isringhausen (49)  
 10 .... Paul Goldschmidt (32)  
 15 .... Dakota Hudson (25)  
 20 .... Ramon Santos (25)  
 21 .... Carlos Martínez (28)  
 27 .... Mark McGwire hit his 70th home  
       run of the season off Montreal's  
       Carl Pavano (1998).  
 29 .... Lou Brock swiped his NL-record  
       118th base vs. Chicago (1974).

**OCTOBER**

- 1..... Mark McGwire (55)  
       Cards HOF 2017  
 4..... Tony La Russa (74)  
       HOF 2014, Cards HOF 2014  
 5..... Cardinals Win 1942 World Series  
 9..... Cardinals Win 1934 World Series  
       ..... Cardinals Win 1944 World Series  
 10 .... Kolten Wong (28)  
       ..... Génesis Cabrera (22)  
 10 .... Alvaro Seijas (21)  
       ..... Cardinals Win 1926 World Series  
       ..... Cardinals Win 1931 World Series  
 12 .... Max Schrock (24)  
       ..... Cardinals Win 1967 World Series  
 13 .... José Godoy (25)  
 14 .... Austin Dean (26)  
 15 .... Jack Flaherty (24)  
       ..... Cardinals Win 1946 World Series  
       ..... Cardinals Win 1964 World Series  
 16 .... Tim McCarver (78)  
       Cards HOF 2017  
 20 .... Cardinals Win 1982 World Series  
 23 .... Dylan Carlson (21)  
 27 .... Cardinals Win 2006 World Series  
 28 .... Jake Woodford (23)  
       ..... Zack Thompson (22)  
       ..... Cardinals Win 2011 World Series  
 31 .... Jeff Albert (39)

**NOVEMBER**

- 2..... Willie McGee (61)  
       Cards HOF 2014  
 6..... Matthew Liberatore (84)  
       ..... Patrick Elkins (32)  
 9..... Bob Gibson (84)  
       HOF 1981, Cards HOF 2014  
       ..... Whitey Herzog (88)  
       HOF 2010, Cards HOF 2014  
 23 .... Austin Gomber (26)  
 26 .... Matt Carpenter (34)  
 27 .... Jobel Jiménez (47)

**DECEMBER**

- 1..... Angel Rondón  
 2..... Ron "Pop" Warner (51)  
 25 .... Nabil Crismatt (25)  
 26 .... Ozzie Smith (65)  
       HOF 2002, Cards HOF 2014

**Note:** Opening Day ages are listed.



# HARRISON BADER

48

(BAY-der)

HEIGHT	WEIGHT	BATS/THROWS	BIRTH DATE	ML SERVICE
6-0	210	R/R	6/3/1994	2.030

**FULL NAME:** Harrison Joseph Bader

**BORN:** Bronxville, New York

**OPENING DAY AGE:** 25 (Turns 26 on June 3)

**BECAME CARDINAL:** Selected in the 3rd round (100th overall) of the June, 2015 First-Year Player Draft

**CONTRACT STATUS:** Signed through 2020

**MLB DEBUT:** July 25, 2017 vs. Colorado

OUTFIELDER



## COMPLETE RECORD

Year	Team	AVG	G	AB	R	H	2B	3B	HR	RBI	SH	SF	HBP	BB	IBB	SO	SB	CS	GDP	SLG	OBP	E
2015	State College	.379	7	29	6	11	2	0	2	4	0	0	1	0	0	5	2	0	1	.655	.400	0
	Peoria	.301	54	206	34	62	11	2	9	28	0	1	6	15	0	44	15	6	4	.505	.364	3
2016	Memphis	.231	49	147	22	34	7	1	3	17	0	0	3	11	0	38	2	3	0	.354	.298	2
	Springfield	.283	82	318	48	90	12	4	16	41	0	3	10	25	0	93	11	10	2	.497	.351	2
2017	Memphis	.283	123	431	74	122	18	1	20	55	1	3	10	34	0	118	15	9	3	.469	.347	3
	ST. LOUIS	.235	32	85	10	20	3	0	3	10	0	1	1	5	1	24	2	1	1	.376	.283	2
2018	ST. LOUIS	.264	138	379	61	100	20	2	12	37	2	4	11	31	3	125	15	3	1	.422	.334	3
2019	Memphis	.317	16	63	23	20	3	0	7	15	0	0	4	8	0	16	3	0	1	.698	.427	1
	ST. LOUIS	.205	128	347	54	71	14	3	12	39	1	2	10	46	4	117	11	3	3	.366	.314	4
MINOR TOTALS		.284	331	1194	207	339	53	8	57	160	1	7	34	93	0	314	48	28	11	.485	.351	11
MAJOR TOTALS		.236	298	811	125	191	37	5	27	86	3	7	22	82	8	266	28	7	5	.393	.320	9

**Note:** Major League Uniform Numbers Worn: 48 (2017-present)

## DIVISION SERIES RECORD

Year	Team	AVG	G	AB	R	H	2B	3B	HR	RBI	SH	SF	HBP	BB	IBB	SO	SB	CS	GDP	SLG	OBP	E
2019	STL vs. ATL	.200	4	10	1	2	0	0	0	1	0	0	0	0	0	5	1	1	0	.200	.200	0

## LEAGUE CHAMPIONSHIP SERIES RECORD

Year	Team	AVG	G	AB	R	H	2B	3B	HR	RBI	SH	SF	HBP	BB	IBB	SO	SB	CS	GDP	SLG	OBP	E
2019	STL vs. WSH	.000	2	2	1	0	0	0	0	0	0	0	0	1	0	1	0	0	0	.000	.333	0

## REGULAR SEASON FIELDING RECORD

Position	PCT	G	PO	A	E	TC	DP
Outfield	.984	262	545	17	9	571	5

**Note:** 2019: Rawlings Gold Glove Award Finalist in center field. Led MLB outfielders in double plays (4).

## 2019 SEASON HIGHS

**Most Hits:** 3, 3x. Last: 8/27 at Milwaukee  
**Most Runs:** 2, 11x. Last: 9/28 vs. Chicago Cubs  
**Most 2Bs:** 2, twice. Last: 6/13 at New York Mets  
**Most 3Bs:** 1, 3x. Last: 8/20 vs. Milwaukee  
**Most HRs:** 2, 9/15 vs. Milwaukee  
**Most RBIs:** 2, 10x. Last: 9/19 at Chicago Cubs  
**Most BBs:** 3, 8/20 vs. Milwaukee  
**Most SBs:** 2, 6/13 at New York Mets  
**Most HBP:** 2, 4/11 vs. Los Angeles Dodgers  
**Longest Hitting Streak:** 6 games 4/27-5/3

## CAREER HIGHS

**Most Hits:** 3, 8x. Last: 8/27/19 at Milwaukee  
**Most Runs:** 2, 24x. Last: 9/28/19 vs. Chicago Cubs  
**Most 2Bs:** 2, twice. Last: 6/13/19 at New York Mets  
**Most 3Bs:** 1, 5x. Last: 8/20/19 vs. Milwaukee  
**Most HRs:** 2, 9/15/19 vs. Milwaukee  
**Most RBIs:** 3, 2x. Last: 9/17/18 at Atlanta  
**Most BBs:** 3, 8/20/19 vs. Milwaukee  
**Most SBs:** 2, 6/13/19 at New York Mets  
**Most HBP:** 2, 4/11/19 vs. Los Angeles Dodgers  
**Longest Hitting Streak:** 8 games, 4/11-4/22/18

## CAREER NOTES

- 2019 Rawlings Gold Glove Award finalist in center field, ranking 3rd among NL center fielders in SABR's Defensive Index (9.3).
- 2019 "Best Defensive Outfielder" in the National League, according to *Baseball America's* Best Tools Survey
- In 2019, led the National League in 5-star catches (4) and defensive jump (1.7), and ranked 3rd in Outs Above Average (13) according to *Statcast*. Finished 1st among NL outfielders in Ultimate Zone Rating (12.9) and 7th in Defensive Runs Saved (13) according to *FanGraphs* advanced metrics.
- His .956 zone rating in 2019 was the highest by an outfielder in Cardinals history since the category began being tracked in 1987, according to *Stats LLC*.
- Of his 27 career home runs, 20 have been hit away from Busch Stadium, with highs of three each at PETCO Park, Oracle Park and Miller Park.
- Was one of eight MLB players in 2019 to record double-digit totals in home runs, stolen bases, and hit by pitches. Only Bader and Mike Trout have done it the past two seasons (2018-19).
- Is one of 15 National Leaguers and the only Cardinal to post back-to-back seasons with double-digit home run and stolen base totals (2018-19).
- Named to both the 2018 *Baseball America* and Topps All-Rookie Teams at one of three outfield positions with Atlanta's Ronald Acuña, Jr. and Washington's Juan Soto.
- 2018 MLBPA Heart & Hustle Award nominee for the Cardinals.
- In 2018, led Major League Baseball in 5-star catches (7) & was T-1st in Outs Above Average (21) according to *Statcast*. Finished 4th in defensive runs saved (19) according to *FanGraphs* advanced metrics.
- Tied for the 2018 National League lead among rookies with eight outfield assists.
- 2017 Cardinals Minor League Player of the Year.
- Lived with then Brewers special assistant to general manager Craig Counsell and family in Whitefish Bay, Wisconsin while playing for the Lakeshore Chinooks of the collegiate summer Northwoods League after his freshman season at Florida in 2013.

## 2018-19 NL OUTFIELD DEFENSIVE RANKS

Category	2018 (Rk)	2019 (Rk)
5-Star Catches*	6 (T1st)	4 (1st)
Outs Above Average*	19 (3rd)	13 (3rd)
Defensive Jump*	2.7 (2nd)	1.7 (1st)
Defensive Runs Saved^	11 (3rd)	13 (7th)
Ultimate Zone Rating^	9.1 (1st)	12.9 (1st)
Zone Rating - CF%	.934 (4th)	.956 (2nd)
Double Plays - CF	---	4 (1st)
Fielding Percentage	.990 (T7th)	.984 (5th)
Outfield Assists - CF	4 (6th)	8 (T2nd)
Defensive Index#	7.6 (2nd)	9.3 (3rd)
Defensive WAR - CF\$	2.0 (3rd)	1.4 (3rd)

\*Statcast ^FanGraphs %STATS #SABR \$BaseballReference

## 2019 MAJOR LEAGUERS WITH DOUBLE-DIGIT HR, SB &amp; HBP TOTALS

MLB Player	Team	HR	SB	HBP
Mike Trout	Angels	45	11	16
Shin-Soo Choo	Rangers	24	15	18
Ramon Laureano	Athletics	24	13	11
Starling Marte	Pirates	23	25	16
Victor Robles	Nationals	17	28	25
Adam Eaton	Nationals	15	15	13
<b>Harrison Bader</b>	<b>Cardinals</b>	<b>12</b>	<b>11</b>	<b>10</b>
<b>Kolten Wong</b>	<b>Cardinals</b>	<b>11</b>	<b>24</b>	<b>13</b>

## 2019

**National League Ranks:** Outfield Double Plays (4, 1st), Outfield Assists (8, T2nd), Zone Rating (.956, 2nd), 5-Star Catches (4, 1st), Outs Above Average (13, 3th), Defensive Runs Saved among Centerfielders (11, 3rd).

- Rawlings Gold Glove Award finalist in center field.
- Named the "Best Defensive Outfielder" in the National League by managers, coaches, scouts and executives in *Baseball America's* 2019 Best Tools survey.
- Led NL outfielders in double plays (4), most by a Cardinals outfielder since Jim Edmonds (5) in 2003.
- Matched his single-season high of eight outfield assists from 2018.



- His .956 zone rating was the highest by a Cardinals outfielder in club history since the category began being tracked in 1987.
- Was one of eight MLB players in 2019 to record double-digit totals in home runs (12), stolen bases (11), and hit by pitches (13). Only Bader and Mike Trout have done it the past two seasons (2018-19).
- Is one of 15 National Leaguers and the only Cardinal to post back-to-back seasons with double-digit home run and stolen base totals (2018-19).
- Established new single-season highs in RBI (39), walks, (46), triples (3) and intentional walks (4).
- Matched career high with 12 home runs, smacking his 12th on the second to last game of 2019 vs. Chicago (9/28).
- Was on the 10-day disabled list (4/17-4/24, retroactive to 4/14) with a right hamstring injury.
- Had two bunt singles, T3rd on the team w/ Jack Flaherty and trailed MLB leader Kolten Wong (10) and Matt Carpenter (3).
- Recorded his first career game with multiple home runs vs. Milwaukee (9/15), hitting solo shots off Chase Anderson (3rd inn.) and Ray Black (7th inn.).
- Recorded his first career walk-off RBI with an RBI single in the 9th inning vs. Cincinnati (9/1-G1).
- Hit a 450-foot homer on to the left field concourse at Coors Field at Colorado (9/12).
- Pinch-ran and scored two runs vs. Cincinnati (8/31) in Game 1 of the doubleheader and knocked in game-tying run in 9th in Game 2. Was the first Cardinal since Randal Grichuk (2016) to score two runs in a game with no official at-bats.
- Scored in a season-high 5 straight games (8/23-27) and had 10 runs over the final 11 games in August.
- Optioned to Memphis (AAA) on July 28 and played in 16 games, batting .317/.427/.698 (20-63) with 7 HR, 15 RBI, and 3-for-3 in stolen bases.
- Ranked 9th among Memphis' home run leaders (7) at the time of recall despite playing in only 16 games, including two multi-HR games (8/10 at Fresno - 5 RBI & 8/18 vs. Iowa).
- Logged a nine-game hitting streak (14-35, .400) at time of his recall.
- Recalled on August 20, finishing the season batting .222 (28-126) with 6 HR and 20 RBI over his final 38 games in St. Louis, with 35 starts in centerfield.
- Tripled and walked a career-high three times vs. Milwaukee (8/20) including an RBI forcing in a run.
- Hit a career-high five home runs in September, his most in any month in his career. His 13 RBI in September were his most in the month all season and tied his highest career month (August 2018).

**2019 POSTSEASON:** Was 2-for-10 (.200) with one run scored, stolen base and RBI in four NLDS games against vs. Braves...went 1-for-3, racing out an infield single, stealing 3rd base and scoring on an infield ground ball in Game 1, becoming the first Cardinal to steal third in a postseason game since pinch runner Pete Kozma in Game 2 of the 2013 World Series at Boston (double steal w/ Jon Jay)...entered defensively for Matt Carpenter in the bottom of the 1st inning to play centerfield with the Cardinals leading 10-0 in Game 5; was 1-for-4 with his first postseason RBI... was 0-for-2 in two NLCS games vs. Washington.

## AWARDS & HONORS

**Baseball America**  
**Best Defensive Outfielder - National League**  
2019: St. Louis

**Baseball America All Rookie Team - Outfield**  
2018: St. Louis

**Topps All Rookie Team - Outfield**  
2018: St. Louis

**MLB Players Alumni Association**  
**Heart & Hustle Award Nominee**  
2018: St. Louis

**Cardinals Minor League Player of the Year**  
2017: Memphis (AAA)

**Cardinals Minor League Player of the Month**  
April 2016: Springfield (AA)  
July 2017: Memphis (AAA)

**Texas League Mid-Season All-Star**  
2016: Springfield (AA)

**Arizona Fall League All-Prospect Team**  
2016: Glendale

**Arizona Fall League Rising Star**  
2016: Glendale

**Midwest League Player of the Week**  
August 24-30, 2015: Peoria (A)

**NCAA College World Series**  
**All-Tournament Team**  
2015: University of Florida

## CAREER MILESTONES

**Major League Debut**  
July 25, 2017 vs. Colorado

**First Career Major League Hit**  
July 25, 2017 vs. Colorado  
(9th inning, double, off Jake McGee)

**First Career Major League Home Run**  
September 1, 2017 at San Francisco  
(3rd inning, 2-run, off Johnny Cueto)

**First Career Major League Stolen Base**  
September 4, 2017 at San Diego  
(2nd inning, second base)

## 2018

- Named to the *Baseball America* and Topps All-Rookie Teams at one of three outfield positions with Atlanta's Ronald Acuña, Jr. and Washington's Juan Soto.
- Recognized as the MLBPA Heart & Hustle Award nominee for the Cardinals.
- Ranked among National League rookie leaders in batting average (.264, 9th), home runs (12, 5th), RBI (37, T-9th), runs (61, 4th), hits (100, 6th), doubles (20, 5th), multi-hit games (23, T-5th), walks (31, 6th), on-base percentage (.334, 9th), slugging (.422, 7th), total bases (160, 5th) and extra base hits (34, 5th).
- His 15 stolen bases as a rookie were the most by a Cardinal since Kolten Wong (20) in 2014.
- Tallied 100 hits, becoming the first Cardinals rookie outfielder with 100 hits since Colby Rasmus (119) in 2009.
- Led MLB in 5-star catches (7) & was T-1st in Outs Above Average (21) according to *Statcast's* metrics.
- Ranked 4th in MLB with 19 defensive runs saved according to *FanGraphs* advanced metrics.
- Tied for the National League lead among rookies with eight outfield assists.
- Became the first Cardinals rookie with two outfield assists in one game (6/15 vs. CHI) since Leon Durham (1980).
- His two outfield assists vs. CHI (6/15) made him one of five MLB rookies to do so in a game in 2018.
- Led the Cardinals with a .315 batting average (29-92) and a .554 slugging percentage when leading off an inning.
- Hit 10 of his 12 home runs on the road (13 of 15 career).
- Homered in consecutive games twice in 2018 and three times in his career.
- Did not make the Opening Day roster; was recalled from Memphis (AAA) on 4/3 when Jedd Gyorko was placed on 10-day D.L.
- Had two-out infield single to keep game alive for two-run Dexter Fowler walk-off homer in the 14th inn. vs. CHI (5/6).
- Ran off a career-high eight game hitting streak (4/11-4/22).
- Scored in a team-high eight straight games (8/8-8/16), T-2nd longest streak in the National League (Turner, 9).
- Recorded his 100th career hit on a solo home run (eventual game-winning RBI) on 8/30 vs. Pittsburgh.
- Batted .301 (28-93) in August including 13 extra-base hits, ranking 2nd on the club (Carpenter, 16).
- Posted single-month highs in August in hits (28), runs (17), doubles (8) & RBI (13).
- Scored from second base on an infield single by Austin Gomber at Colorado (8/26).
- Started 27 straight games from 8/10-9/8 reaching base safely in 23 of 27 with a .368 OBP.
- Hit two sac flies vs. Pittsburgh (9/10), becoming the first Cardinal with two sac flies since Matt Adams in 2014.
- Went hitless in three straight starts only once (9/8-9/11).

## 2017

- Named 2017 Cardinals Minor League Player of the Year.
- Ranked second among Cardinals minor leaguers in home runs (20) and runs scored (74), and seventh in hits (122) and stolen bases (15).
- Purchased on 7/25 and made his Major League debut that night starting in center field. Scored the game-winning run on a walk-off sac fly by Jedd Gyorko in the bottom of the 9th in a 3-2 win over the Rockies.
- Played and started six games in centerfield (7/25-7/31) in St. Louis (.286, 6-21) before being optioned back to Memphis until his recall on 9/1.
- Started 20 of 27 games (17 CF/2 LF/1 RF) with St. Louis.
- Hit first Major League homer at San Francisco (8/31) off Johnny Cueto with a two-run shot in the 3rd inning.
- Homered in every other game from 9/1-9/5.
- Posted a season-high 3 RBI at SD (9/5) going 2-for-5 with a home run.
- Had seven infield hits among his 20 hits, with a season-high of two at SD (9/7).
- Hit 3 home runs in first 11 MLB games, becoming the first Cardinal since Jeremy Hazelbaker (2016), one behind Albert Pujols (4, 2001).
- Batted .400 vs. left-handed pitching (8-for-20, 2 HR).
- Knocked in go-ahead run in the bottom of the 8th to complete Cardinals largest comeback of 2017 (6 runs) and eliminate Brewers from postseason consideration (9/30).
- Had 6 multi-hit games in his first 13 MLB games.
- Named Cardinals Minor League Player of the Month for July batting .317 (32-101) with 6 HR, 12 RBI and was 5-for-5 in stoles bases over 21 games.
- Started 111 of 117 games for Memphis (AAA) in centerfield.
- Rated as the No. 6 prospect in the Cardinals organization by *Baseball America* following the season.
- Recognized as the No. 19 prospect in the Pacific Coast League by *Baseball America* following the season.

## MINOR LEAGUE HIGHLIGHTS

- Advanced from playing in the College World Series with the University of Florida in 2015 to Triple-A Memphis in 2016.
- In 2016, named to the Arizona Fall League All-Prospect Team, AFL Rising Stars Game, Texas League Mid-Season All-Star Game and was Cardinals Minor League Player of the Month for April.
- Began season in Springfield (AA) and was promoted to Memphis (AAA) for 49 games from 7/6-8/26.
- Named Cardinals Minor League Player of the Month for April, batting .338 (27-80) with 5 HR and 13 RBI in 20 games.
- Selected to the Texas League Mid-Season All-Star Game North Squad. Was 4-for-5 with a double starting in centerfield, batting leadoff.
- Ran off a 17-game hitting streak (31-74, .419) from 4/27-5/16, tied for the longest in the Texas League.
- Led Springfield with 11 stolen bases and tied for the team lead with 10 hit by pitches.

- Hit two solo home runs and a triple as part of a 4-for-5 game at Tulsa (5/10). Hit two triples at Tulsa (6/22).
- Posted three four-hit games at Springfield (4/27 vs. NW Arkansas, 5/4 at NW Arkansas, 5/10 at Tulsa).
- Ranked among Cardinals minor leaguers in runs (70, 2nd), hits (124, 5th), triples (5, T4th), HR (19, T3rd), RBI (58, 10th)
- Played in 21 games for Glendale in the Arizona Fall League, batting .304 with 2 HR and 16 RBI...ranked among AFL leaders in RBI (T5th), hits (T10th) and batting (12th).
- Was the starting left fielder and played all three outfield positions in the AFL Rising Stars Game (2-for-5, double, two runs).
- Rated as the No. 7 prospect in the Cardinals organization by *Baseball America* following the season.
- Ranked among 2015 Cardinals minor leaguers in batting (.311, 8th), slugging (.523, 2nd) and OPS (.892, 4th).
- Hit two home runs in his professional debut with State College (A) at Staten Island (6/30).
- Named Midwest League Player of the Week (8/31).
- Was 4-for-4 at Cedar Rapids (8/26) with two triples
- Had six outfield assists in Peoria (A), T2nd on the squad despite playing in only 53 games.
- Batted .308 (4-13) with three RBI in the Midwest League playoffs.

## BACKGROUND/PERSONAL

- Graduated from Horace Mann School in the Bronx neighborhood of New York City in 2012.
- Earned first-team all-region, first-team all-state, first-team all-city and was a member of the 2012 Rawlings Northeast All-Region First Team.
- While attending school, also played for the New York Grays, summer league baseball team.
- Played college baseball for three seasons at the University of Florida (2013-15).
- Previously committed to play at the University of Pittsburgh and University of Maryland before receiving a partial scholarship from Florida.
- Became the 11th player in school history to record 20+ home runs, 100+ RBI and 30+ steals over his career.
- 2015 Dick Howser Award Semifinalist as a junior.
- Was the 7th Gator in school history to be named to the NCAA College World Series Tournament Team in 2015.
- Named to the NCAA Gainesville Regional All-Tournament team.
- Hit a lead-off home run against Miami (FL) in the College World Series and one in the SEC Championship Game against Vanderbilt.
- Played on the Bourne Braves of the Cape Cod Baseball League in 2014.
- Lived with then Brewers special assistant to general manager Craig Counsell and family in Whitefish Bay, Wisconsin while playing for the Lakeshore Chinooks of the collegiate summer Northwoods League after his freshman season at Florida in 2013...suffered a season-ending Achilles tendon injury after 20 games.
- Harrison's favorite outfielder growing up was Torii Hunter.
- Resides in Miami, Florida.





# LUKEN BAKER

(LOO-kehr)

# 79

HEIGHT	WEIGHT	BATS/THROWS	BIRTH DATE	ML SERVICE
6-4	280	R/R	3/10/1997	0.000

**FULL NAME:** Luken Grosvenor Baker

**BORN:** Houston, Texas

**OPENING DAY AGE:** 23

**BECAME CARDINAL:** Selected in the second round (75th overall) Compensation Pick of the June, 2018 First-Year Player Draft

**CONTRACT STATUS:** Signed through 2020

**FIRST BASEMAN (NON-ROSTER)**



## COMPLETE RECORD

Year	Team	AVG	G	AB	R	H	2B	3B	HR	RBI	SH	SF	HBP	BB	IBB	SO	SB	CS	GDP	SLG	OBP	E
2018	Peoria	.288	37	139	16	40	9	0	3	15	0	1	0	16	0	31	0	0	10	.417	.359	0
	GCL Cardinals	.500	8	24	10	12	2	0	1	7	0	1	0	3	0	4	0	0	0	.708	.536	0
2019	Palm Beach	.244	122	439	47	107	32	1	10	53	0	2	3	52	1	112	1	1	9	.390	.327	10
<b>MINOR TOTALS</b>		<b>.264</b>	<b>167</b>	<b>602</b>	<b>73</b>	<b>159</b>	<b>43</b>	<b>1</b>	<b>14</b>	<b>75</b>	<b>0</b>	<b>4</b>	<b>3</b>	<b>71</b>	<b>1</b>	<b>147</b>	<b>1</b>	<b>1</b>	<b>19</b>	<b>.409</b>	<b>.343</b>	<b>10</b>

## CAREER NOTES

- Enters the 2020 season ranked by *Baseball America* as the No. 28 prospect in the Cardinals organization.
- Strong first baseman with power. Hit 28 home runs with 129 RBI at Texas Christian University.
- Won the Under Armour High School Home Run Derby at the 2014 All-Star Game Week in Minnesota.
- Led all Cardinals minor leaguers with 32 doubles in 2019.

## 2019

- Played the entire season of 122 games at Palm Beach (A).
- Led all Cardinals minor league players with 32 doubles, while ranking in the Top 10 in walks (52, 7th), extra base hits (43, 5th) and total bases (171, 8th).
- Ranked 2nd in the Florida State League in doubles, 7th in walks, T3rd in extra base hits and 7th in total bases.
- Posted five games with two doubles.
- Was named Florida State League Player of the Week (8/5-11), batting .615 (8-13) with five runs scored, five extra base hits (4 doubles, home run) and four runs scored.
- Finished the season strong batting .346 (28-81) with a career monthly high of 4 HR and 14 RBI in August.

## 2018

- Played in 45 games between the Gulf Coast League (R) and Peoria (A) in his first professional season, coming to bat .319 with 4 HR, 22 RBI and 11 doubles.

## AWARDS & HONORS

**Florida State League Player of the Week**  
2019: Palm Beach (High-A) - Aug. 5-11

**MiLB.com Player of the Month**  
2019: Palm Beach (High-A)

- Demolished Rookie Level pitching batting .500 (12-24) with a home run and 7 RBI in his first eight games before getting promoted to Peoria (A).
- Ran off a 10-game hitting streak (7/12-25) batting .486 (18-37) with a pair of 3 RBI games during the stretch.

## BACKGROUND/PERSONAL

- Graduated from Oak Ridge High School in Conroe, Texas.
- Named 2015 Gatorade National Player of the Year and 2015 *Baseball America* First Team All-American.
- Won the 2014 Under Armour High School Home Run Derby at Target Field during All-Star Week in Minnesota.
- Originally selected by the Houston Astros in the 37th round of the June, 2015 First-Year Player Draft.
- Played college baseball at Texas Christian University (2016-18) where he batted .347 with 28 HR, 129 RBI and a .561 slugging percentage over three collegiate seasons. Averaged a home run every 12.61 at-bats.
- Resides in Spring, Texas.



**AKEEM  
BOSTICK**

**73**

HEIGHT	WEIGHT	BATS/THROWS	BIRTH DATE	ML SERVICE
6-4	250	R/R	5/4/1995	0.000

**FULL NAME:** Akeem Maurice Bostick

**BORN:** Florence, South Carolina

**OPENING DAY AGE:** 24 (Turns 25 on May 4)

**BECAME CARDINAL:** Signed by the Cardinals as a minor league free agent, September 11, 2019

**CONTRACT STATUS:** Signed through 2020

**PITCHER (NON-ROSTER)**



## COMPLETE RECORD

Year	Team	W-L	ERA	G	GS	CG	GF	SHO	SV	IP	H	R	ER	HR	HBP	BB	IBB	SO	WP	BK	BA
2013	AZL Rangers	4-1	2.83	14	6	0	1	0	1	41.1	42	16	13	0	1	12	0	33	0	3	.264
2014	Hickory	5-6	5.17	21	20	0	0	0	0	92.1	98	59	53	10	4	28	0	64	0	3	.271
2015	Lancaster	6-4	5.88	13	12	0	1	0	0	64.1	77	50	42	7	2	18	0	48	0	1	.291
	Quad Cities	3-1	1.50	8	6	1	2	0	1	42.0	29	10	7	3	2	3	0	33	0	3	.193
2016	Lancaster	5-3	4.98	14	13	0	0	0	0	68.2	79	45	38	7	5	42	0	48	0	4	.293
	Tri-City	1-1	3.27	2	2	0	0	0	0	11.0	10	4	4	1	1	0	0	7	0	1	.238
2017	Corpus Christi	6-6	4.59	18	13	0	2	0	0	97	97	42	41	7	1	20	0	58	0	3	.299
	Buies Creek	2-1	1.86	4	3	0	0	0	0	19.1	10	4	4	0	0	6	0	16	0	2	.154
2018	Fresno	0-0	7.20	1	1	0	0	0	0	5.0	5	4	4	1	0	2	0	8	0	0	.263
	Corpus Christi	2-5	3.48	21	15	0	5	0	3	93.0	85	39	36	7	2	35	0	97	0	10	.245
2019	Round Rock	4-5	7.28	21	12	0	2	0	0	80.1	98	70	65	19	6	42	0	73	0	7	.300
	Kansas City (Ind.)	2-1	3.12	4	4	0	0	0	0	17.1	15	6	6	1	2	7	0	17	0	0	---
<b>MINOR TOTALS</b>		38-33	4.62	137	103	1	13	0	5	597.2	630	343	307	62	24	208	0	485	0	37	.271
<b>INDEPENDENT LEAGUE</b>		2-1	3.12	4	4	0	0	0	0	17.1	15	6	6	1	2	7	0	17	0	0	---

## CAREER TRANSACTIONS

- Selected by the Texas Rangers in the second round (62nd overall) of the June 2013 First-Year Player Draft.
- Acquired by the Houston Astros from the Texas Rangers in exchange for C Carlos Corporan, January 21, 2015.
- Placed on the Temporary Inactive List, May 3-5, 2019.
- Signed by the St. Louis Cardinals as a minor league free agent, September 11, 2019.

## CAREER NOTES

- Originally signed as a second round pick by the Texas Rangers out of West Florence (SC) high school after committing to be a two-sport athlete at Georgia Southern University as a wide receiver on the football team and a pitcher for the baseball team.
- Made 137 career minor league appearances before pitching in the independent American Association for the Kansas City T-Bones to finish the 2019 season when the Cardinals signed him to a minor league contract on Sept. 11, 2019.
- His cousin, Brandon Bostick, was a tight end for the Green Bay Packers and New York Jets in the NFL.



**2019**

- Began the season in Round Rock and made 21 appearances with 12 starts posting a 4-5 record with a 7.28 ERA before being released on August 9.
- Was 3-3 with a 8.34 ERA in 12 starts and 1-2 with a 5.58 ERA in nine relief appearances.
- Finished season with the Kansas City T-Bones of the independent American Association, making four starts and posting a 2-1 record with a 3.12 ERA over 17.1 innings.

**2018**

- Combined to go 2-5 with a 3.67 ERA in 22 appearances making 16 starts with three saves between Fresno (AAA) and Corpus Christi (AA).
- Struck out a career-high 105 batters over 98.0 innings. Ranked 9th in the Texas League with 97 strikeouts.
- Struck out a career-high 11 batters over 6.0 innings vs. San Antonio (8/27).
- Placed on the 7-day Injured List with a strained abdomen (5/12-6/5).
- Finished the season in Triple-A, pitching 5.0 innings for Fresno vs. Salt Lake (9/4) in a no decision.
- Made three appearances in the Pacific Coast League playoffs vs. El Paso and Memphis firing 6.0 scoreless innings allowing just three hits. Threw 4.0 scoreless innings in relief at Memphis (9/15) in a game the Grizzlies lost 5-0.

**2017**

- Pitched as a starter and a reliever in Corpus Christi (AA) and Buies Creek (A) posting an 8-7 record with a 4.06 ERA over 22 appearances with 16 starts.
- Was 6-5 with a 4.52 ERA in 13 starts and 0-1 with a 4.91 ERA in five relief appearances in Double-A Corpus Christi and 1-1 with a 2.30 ERA in three starts and 1-0 with an 0.00 ERA in one relief appearance in Single-A Buies Creek.
- Named the final Texas League Pitcher of the Week (8/29-9/4) after tossing 7.2 scoreless innings, scattering seven hits and striking out seven with no walks. Part of consecutive starts of 7.0 innings or more to finish the season.
- Placed on 7-day Injured List with a strained right thigh (5/6-5/22), his second injury to the right thigh in as many seasons.

**2016**

- Went a combined 6-4 with a 4.74 ERA in 16 appearances (15 starts) between Lancaster (A) and Tri-Cities (SS-A).
- Made one start in the California League playoffs vs. Rancho Cucamonga (9/9) earning the win after 6.2 innings allowing four runs on seven hits.
- Placed on the 7-day Injured List with a strained right thigh (4/22-6/16) and was transferred to Tri-City (A) upon activation.

**AWARDS & HONORS****Texas League Pitcher of the Week**

2017: Corpus Christi (AA) - Aug. 29-Sept. 4

**Quad Cities Pitcher of the Month**

2015: Quad Cities (A) - May

**2015**

- Was traded to the Houston Astros for catcher Carlos Corporan during the off-season on January 21, 2015.
- Won career-high nine games, going 9-5 with a 4.15 ERA over 21 games (18 starts) while pitching for Lancaster (A) and Quad Cities (A) in first season in the Astros organization.
- Finished season with a career-high 8.0 IP vs. High Desert (9/6) allowing one run with season-high nine strikeouts.
- Made one appearance in the Cal League playoffs, allowing five runs (3 ER) on four hits while recording one out in a start at High Desert (9/11); took the loss in a 12-5 decision as the Mavericks jumped out to an 11-0 lead after two innings.

**2014**

- Pitched first full professional season at Hickory (A) making 21 appearances with 20 starts. Threw one game in relief vs. West Virginia (7/25).
- Was placed on the 7-day Injured List with a strained right adductor on 8/11 and missed the remainder of the season.

**2013**

- Earned his first professional win vs. AZL Indians (6/7) with 3.0 scoreless innings. Nailed down his first professional save vs. AZL Mariners (8/17) with four scoreless innings.
- Fanned season-high seven over 5.0 IP vs. AZL Giants (8/22).
- Pitched 3.2 innings in relief taking the loss in the Arizona League playoffs vs. the Dodgers (8/31).

**BACKGROUND/PERSONAL**

- Graduated from West Florence (SC) High School in 2013 where he starred as a three-sport athlete in baseball, football and basketball.
- Named Florence Morning News Baseball Player of the Year after a 10-0 season with an 0.62 ERA in 2013. As a junior helped his school to their first regional title in over a decade.
- Signed his high school national letter of intent to play wide receiver at Georgia Southern University where he would be a two-sport athlete also playing baseball.
- His cousin, Brandon Bostick, was a tight end for the Green Bay Packers and New York Jets in the NFL.
- Resides in Florence, South Carolina.



# JOHN BREBBIA

(breh-be-ah)

60

HEIGHT	WEIGHT	BATS/THROWS	BIRTH DATE	ML SERVICE
6-1	200	L/R	5/30/1990	2.093

**FULL NAME:** John Fulboam Brebbia

**BORN:** Boston, Massachusetts

**OPENING DAY AGE:** 29 (Turns 30 on May 30)

**BECAME CARDINAL:** Selected by the Cardinals from the Arizona Diamondbacks in the Triple-A phase of the 2015 Rule 5 Draft, December 10, 2015

**CONTRACT STATUS:** Signed through 2020

**MLB DEBUT:** May 28, 2017 at Colorado

**PITCHER**



## COMPLETE RECORD

Year Team	W-L	ERA	G	GS	CG	GF	SHO	SV	IP	H	R	ER	HR	HBP	BB	IBB	SO	WP	BK	BA
2011 Staten Island	0-1	0.00	5	0	0	0	0	0	8.0	5	3	0	1	0	0	0	8	0	0	.172
2012 Charleston-SC	3-1	2.96	29	0	0	14	0	2	51.2	55	17	17	4	2	18	1	53	0	0	.281
2013 Tampa	0-3	3.98	16	0	0	5	0	0	31.2	33	16	14	2	2	12	1	20	0	0	.258
Charleston-SC	0-2	4.14	18	0	0	7	0	1	37.0	40	19	17	2	1	4	0	29	1	0	.272
2014 Sioux Falls (Ind.)	3-2	3.31	34	5	0	8	0	1	65.1	63	28	24	2	2	22	2	76	6	1	---
2015 Laredo (Ind.)	7-2	0.98	51	0	0	42	0	19	64.1	34	12	7	2	4	15	2	79	2	0	---
2016 Springfield	3-2	4.06	24	0	0	6	0	2	37.2	41	17	17	6	3	6	0	38	1	0	.273
Memphis	2-3	6.23	19	0	0	6	0	0	30.1	41	22	21	3	4	13	0	30	1	0	.323
2017 Memphis	1-1	1.69	15	1	0	5	0	3	26.2	16	5	5	2	1	5	0	29	1	0	.172
ST. LOUIS	0-0	2.44	50	0	0	13	0	0	51.2	37	15	14	8	5	11	3	51	2	0	.193
2018 ST. LOUIS	3-3	3.20	45	0	0	17	0	2	50.2	43	18	18	5	0	16	2	60	1	0	.226
Memphis	2-0	4.61	11	0	0	6	0	2	13.2	16	7	7	3	0	4	1	24	1	0	.281
2019 ST. LOUIS	3-4	3.59	66	0	0	22	0	0	72.2	59	31	29	6	3	27	2	87	0	0	.216
<b>INDEPENDENT TOT.</b>	<b>10-4</b>	<b>2.15</b>	<b>85</b>	<b>5</b>	<b>0</b>	<b>50</b>	<b>0</b>	<b>20</b>	<b>129.2</b>	<b>97</b>	<b>40</b>	<b>31</b>	<b>4</b>	<b>6</b>	<b>37</b>	<b>4</b>	<b>155</b>	<b>8</b>	<b>1</b>	<b>.281</b>
<b>MINOR TOTALS</b>	<b>11-13</b>	<b>3.73</b>	<b>137</b>	<b>1</b>	<b>0</b>	<b>49</b>	<b>0</b>	<b>10</b>	<b>236.2</b>	<b>247</b>	<b>106</b>	<b>98</b>	<b>23</b>	<b>13</b>	<b>62</b>	<b>3</b>	<b>231</b>	<b>5</b>	<b>0</b>	<b>.266</b>
<b>MAJOR TOTALS</b>	<b>6-7</b>	<b>3.14</b>	<b>161</b>	<b>0</b>	<b>0</b>	<b>52</b>	<b>0</b>	<b>2</b>	<b>175.0</b>	<b>139</b>	<b>64</b>	<b>61</b>	<b>19</b>	<b>8</b>	<b>54</b>	<b>7</b>	<b>198</b>	<b>3</b>	<b>0</b>	<b>.212</b>

**Note:** Major League Uniform Numbers Worn: 60 (2017-present)

## DIVISION SERIES RECORD

Year Team	W-L	ERA	G	GS	CG	GF	SHO	SV	IP	H	R	ER	HR	HBP	BB	IBB	SO	WP	BK	BA
2019 STL vs. ATL	0-0	0.00	3	0	0	0	0	0	2.0	3	0	0	0	0	0	0	2	0	0	.333

## LEAGUE CHAMPIONSHIP SERIES RECORD

Year Team	W-L	ERA	G	GS	CG	GF	SHO	SV	IP	H	R	ER	HR	HBP	BB	IBB	SO	WP	BK	BA
2019 STL vs. WSH	0-0	18.00	2	0	0	0	0	0	1.0	4	2	2	1	0	1	0	1	0	0	.571

## REGULAR SEASON FIELDING RECORD

Position	PCT	G	PO	A	E	TC	DP
Pitcher	1.000	161	4	14	0	18	0

## REGULAR SEASON BATTING RECORD

Year Team	AVG	G	AB	R	H	2B	3B	HR	RBI	SH	SF	HBP	BB	IBB	SO	SB	CS	GDP	SLG	OBP	E
2019 ST. LOUIS	1.000	66	1	1	1	0	0	0	0	0	0	0	0	0	0	0	0	0	1.000	1.000	0
<b>MAJOR TOTALS</b>	<b>.250</b>	<b>161</b>	<b>4</b>	<b>1</b>	<b>1</b>	<b>0</b>	<b>0</b>	<b>0</b>	<b>0</b>	<b>0</b>	<b>0</b>	<b>0</b>	<b>0</b>	<b>0</b>	<b>1</b>	<b>0</b>	<b>0</b>	<b>0</b>	<b>.250</b>	<b>.250</b>	<b>0</b>

## CAREER TRANSACTIONS

- Selected by the New York Yankees in the 30th round (929th overall) of the June, 2011 First-Year Player Draft.
- Signed by the Arizona Diamondbacks as a minor league free agent, September 15, 2015.
- Selected by the St. Louis Cardinals from the Arizona Diamondbacks in the Triple-A phase of the Rule 5 Draft, December 10, 2015.
- On St. Louis disabled list (right forearm tightness), August 6-18, 2018; included injury rehabilitation assignment to Memphis (AAA).
- On St. Louis paternity list, June 29-July 1, 2019.

## 2019 SEASON HIGHS

**Most IP:** 2.1, 7/3 at Seattle  
**Most Strikeouts:** 6, 7/3 at Seattle  
**Most Walks:** 3, 4/29 at Washington  
**Most Runs Allowed:** 3, twice. Last: 6/12 at Miami  
**Most Earned Runs Allowed:** 3, twice. Last: 6/12 at Miami  
**Most Hits Allowed:** 4, twice. Last: 6/20 vs. Miami  
**Most HRs Allowed:** 1, six times. Last: 9/23 at Arizona  
**Longest Scoreless Streak:** 10.2 IP, 3/28-4/15

## CAREER HIGHS

**Most IP:** 3.0, twice. Last: 4/25/18 vs. New York Mets.  
**Most Strikeouts:** 6, 7/3/19 at Seattle  
**Most Walks:** 3, 4/29/19 at Washington  
**Most Runs Allowed:** 3, three times. Last: 6/12/19 at Miami  
**Most Earned Runs Allowed:** 3, three times. Last: 6/12/19 at Miami  
**Most Hits Allowed:** 4, three times. Last: 6/20/19 vs. Miami.  
**Most HRs Allowed:** 2, 9/26/17 vs. Chicago Cubs.  
**Longest Winning Streak:** 3 games, 9/10/18-4/9/19  
**Longest Losing Streak:** 3 games, 5/4-6/8/19  
**Longest Scoreless Streak:** 10.2 IP, 3/28-4/15/19

## CAREER NOTES

- Ranks 3rd among all-time Cardinals relievers in strikeouts/9 IP (10.18) behind Trevor Rosenthal (12.05) and Kevin Siegrist (10.43) with a minimum of 175.0 career innings.
- Represented the Cardinals along with catcher Yadier Molina as members of the 2018 Major League Baseball All-Star Team during the Japan All-Star Series in November of 2018. Appeared in three games as a relief pitcher and kept a running blog during his stay.
- Played two years of Independent Baseball in 2014-15 for Sioux Falls and Laredo before getting signed by the Arizona Diamondbacks in Sept. 2015. Was left unprotected and selected by the St. Louis Cardinals in the Triple-A phase of the Rule 5 Draft.

## 2019

**NL Reliever Ranks:** innings pitched (72.2, 8th), strikeouts (87, 11th), inherited runners scored pct (25.0, 10th).

- Established career single-season highs in appearances (66), strikeouts (87) and innings pitched (72.2). Tied his single-season high with three wins.
- Pitched on consecutive days nine times this season, most recently 9/23-24.
- Recorded a career-high 12 Holds, ranking 4th on the Cardinals.

## AWARDS &amp; HONORS

**MLB - Japan All-Star Series**  
 2018: MLB All-Stars

**South Atlantic League Pitcher of the Week**  
 2012: Charleston-SC (A) - July 2-8

**New York-Penn League Championship**  
 2011: Staten Island (SS-A)

## CAREER MILESTONES

**Major League Debut**  
 May 28, 2017 at Colorado

**First Major League Win**  
 June 17, 2018 vs. Chicago Cubs

**First Major League Save**  
 April 25, 2018 vs. New York Mets

**First Major League Strikeout**  
 May 30, 2017 vs. Los Angeles Dodgers  
 (6th inning, Chris Taylor, swinging)

- Did not allow a home run from 6/23-9/20, a period of 29.0 innings covering 32.2 IP (opp. slugging .263). Finished ranked 14th among N.L. relief pitchers with 0.74 HR/9 IP.
- Worked 24 appearances of four outs or more, T4th among National League relievers.
- Was 3-1, 1.77 ERA (40.2 IP/8 ER) in his 24 games pitched when working 1.1 IP or more; had 9 games w/2.0+ IP.
- Had multiple strikeouts in 28 games this season. He struck out 29% of right-handed batters faced (58 K/200 TBF).
- Had a career-high six strikeouts among his seven batters faced at SEA (7/3), earning the win in 5-2 comeback.
- Stranded the bases loaded twice in 2019 (4/9 vs. LAD & 9/1[2] vs. CIN).

**2019 POSTSEASON:** Appeared in five postseason games making three appearances in the NLDS. Held the opposition scoreless in his first four appearances before allowing two runs on three hits at WSH in Game 3 of the NLCS. Struck out Adam Duvall with the bases loaded in the 6th inning of Game 4 of the NLDS to preserve a one-run deficit. Inherited six runners and stranded two.

## 2018

- Began the season in Memphis (AAA) but was recalled on 4/8 when Ryan Sherriff went on the disabled list. Was recalled to St. Louis six times during the season with his final move on Sept. 3.
- Led all Cardinals qualifying relievers in ERA (3.20) and WHIP (1.16).
- Led Cardinals relievers with a 10.66 strikeouts/9 IP rate (60 K, 50.2 IP). Set a single-season high with 60 strikeouts.
- Struck out career-best 4 batters twice (4/25 vs. NYM & 5/12 at SD), tied for the most by a Cardinals reliever in 2018.
- Led Cardinals relievers in September with 15 strikeouts (T-11th N.L.) and 12 appearances (tied with Tyler Webb).
- Recorded his first Major League save vs. NYM (4/25) and added another (6/8 at CIN). Did not blow one situational save opportunity.
- Allowed runs in only 2-of-18 appearances after the All-Star Break and only one after Aug. 1.
- Made seven relief appearances of 2.0 innings or more, tied for the most on the Cardinals (Jordan Hicks), with a season-high 3.0 IP in a save vs. NYM (4/25).
- From Aug. 1 through the end of the season, was 2-0 with a 0.66 ERA (1 ER/13.2 IP), 19 strikeouts, and .152 OPP AVG (7-46) in 14 games.
- Suffered the loss in back-to-back appearances (7/6 & 7/8) vs. the Giants in San Francisco.
- Struck out at least one batter in 34-of-45 appearances.
- Stranded 11-of-14 inherited runners.
- All three of his wins in 2018 came at home.
- Struck out all three batters faced in a 1.0 IP appearances on 9/21 vs. SF and 9/3 at WSH.
- Pitched on consecutive days nine times in 2018.
- Earned his first Major League win (in 70th career app) vs. CHI (6/17) throwing a scoreless inning.
- Was unscored upon in first 7.0 IP of 2018.

## CARDINALS RELIEF PITCHERS CAREER STRIKEOUTS/9 IP

Rank	YEARS	SO	IP	SO/9 IP
1. Trevor Rosenthal	2012-17	435	325.0	12.05
2. Kevin Siegrist	2013-17	279	240.2	10.43
3. <b>John Brebbia</b>	<b>2017-19</b>	<b>198</b>	<b>175.0</b>	<b>10.18</b>
4. Jason Motte	2008-14	290	285.0	9.16
5. Fernando Salas	2010-13	186	192.1	8.70
* Minimum 175.0 IP				

- Made 11 relief appearances for Memphis (AAA) and was 2-0 with a 4.61 ERA and two saves. Struck out 24 batters in 13.2 innings averaging 15.8 strikeouts/9 IP.
- Pitched in three games during the Japan All-Star Series striking out three batters in 2.2 innings allowing five hits and three runs (two earned).

## 2017

- Rookie made a career-high 50 relief appearances, ranking T4th on the club, 7th among National League rookies and the 8th Cardinals rookie with 50+ appearances since 2000.
- Was purchased from Memphis (AAA) on 5/27 after not appearing at Major League Spring Training.
- Made his Major League debut on 5/28 at COL and retired the lone batter he faced (T. Story).
- Led all Major League rookie relief pitchers in ERA (2.44) and WHIP (0.93); ranked 6th among all N.L. relievers in WHIP and 10th in ERA. (min. 50 IP).
- Ranked among N.L. relief leaders in opponent BA (.193, 9th), opp. OBP (.255, 7th), BB/9 IP (1.92, 6th), baserunners/9 IP (9.23, 8th) and hits/9 IP (6.45, 13th).
- Held opposing right-handed batters to a .183 BA (21-115) with a 31:6 strikeout to walk ratio, and left-handed batters to a .208 BA (16-77) with a 4:1 K:BB ratio.
- Did not allow an earned run at Busch Stadium in his first 16 appearances (5/30-8/11).
- Pitched a season-high 3.0 scoreless innings at NYM (7/19).
- Made nine appearances of four outs or more.
- Pitched on consecutive days nine times and both games of a doubleheader vs. MIL (6/13).
- Struck out a season-high three batters on three different occasions.
- Did not allow an earned run in the month of July (10 app., 11.0 IP, 9 H, 1 R, 0 ER, 2 BB, 10 K).
- Blew his lone save opportunity at BOS (8/16) in relief of injured closer Trevor Rosenthal as Mookie Betts hit a walk-off two-run double.
- Was 1-1 with a 1.69 ERA and three saves in 15 appearances (1 start) at Memphis, including nine straight scoreless app. 4/25-5/25 before his call-up. Struck out 29 in 26.2 innings and had an 0.79 WHIP.
- Made his first and only professional start for Memphis (AAA) in the second game of a doubleheader at Colorado Springs (4/21) allowing two runs on six hits over 3.0 innings taking the loss.

**2016**

- Pitched in 43 games between Springfield (AA) and Memphis (AAA) in his first affiliated professional season since 2013.
- Struck out 68 batters over 68.0 innings.

**2015**

- Ranked 5th in the independent American Association with 19 saves in 51 appearances for the Laredo Lemurs.
- Was signed by the Arizona Diamondbacks as a minor league free agent on Sept. 15.
- Selected by the Cardinals in the Triple-A phase of the Rule 5 Draft on December 10.

**2014**

- Pitched for Independent League Sioux Falls of the American Association and made 34 appearances with five starts.
- Led the Canaries with a 10.5 strikeouts/9 IP, ranking 5th among all American Association pitchers.

**2013**

- Was placed on the 7-day disabled list (6/28-7/9) with a bruised left calf.

**2012**

- Named South Atlantic League Pitcher of the Week (7/2-8) after earning two wins, striking out nine over two scoreless relief appearances of 3.0 innings each, including a career-high seven strikeouts vs. Greenville (7/3).
- Pitched a career-high 3.1 innings twice (4/7 at Lakeland & 7/7 at Augusta).
- Was placed on the 7-day disabled list (6/28-7/9) with a neck strain.

**2011**

- Made one appearance in the New York-Penn League playoffs and pitched 1.0 inning allowing two runs on four hits.

**BACKGROUND/PERSONAL**

- Played college baseball at Elon College where he still holds the Phoenix single-season Division I record for ERA (1.76) and opponent BA (.171) in 2011.
- Led Elon College in wins (7) and appearances (27) in 2011 helping Elon to a Southern Conference championship
- Named 2011 First Team All-Southern Conference by media.
- Graduated from Wellington (FL) High School.
- Resides in Smyrna, Georgia with his wife Amanda and son Henry (6/30/2019).





CABRERA



# GÉNESIS CABRERA

92

(Hen-e-sis)

HEIGHT	WEIGHT	BATS/THROWS	BIRTH DATE	ML SERVICE
6-2	180	L/L	10/10/1996	0.049

**FULL NAME:** Génesis Cabrera  
**BORN:** Santo Domingo, Dominican Republic  
**OPENING DAY AGE:** 23  
**BECAME CARDINAL:** Acquired from the Tampa Bay Rays along with OF Justin Williams and RHP Roel Ramírez in exchange for OF Tommy Pham and International Cap space, July 31, 2018  
**CONTRACT STATUS:** Signed through 2020



PITCHER

## COMPLETE RECORD

Year	Team	W-L	ERA	G	GS	CG	GF	SHO	SV	IP	H	R	ER	HR	HBP	BB	IBB	SO	WP	BK	BA
2014	DSL Rays	2-1	2.45	14	1	0	0	0	0	29.1	20	9	8	0	0	3	0	26	3	0	.187
2015	Princeton	0-0	3.18	5	2	0	0	0	0	17.0	16	6	6	0	2	4	0	19	1	0	.254
2016	Bowling Green	*11-5	3.88	23	22	+2	0	0	0	116.0	110	58	50	9	5	48	0	96	6	2	.255
2017	Montgomery	5-4	3.62	12	12	0	0	0	0	64.2	75	32	26	6	3	27	0	51	5	1	.292
	Charlotte	4-5	2.84	13	12	0	0	0	0	69.2	45	25	22	3	3	25	0	60	8	0	.185
2018	Memphis	0-0	0.00	1	0	0	0	0	0	2.0	0	0	0	0	0	1	0	3	0	0	.000
	Montgomery	7-6	4.12	21	20	0	0	0	0	113.2	90	53	52	11	2	57	0	124	9	2	.218
	Springfield	1-3	4.74	5	5	0	0	0	0	24.2	24	15	13	3	0	13	0	21	2	0	.255
2019	ST. LOUIS	0-2	4.87	13	2	0	5	0	1	20.1	23	16	11	2	2	11	0	19	1	0	.274
	Memphis	5-6	5.91	20	18	0	0	0	0	99.0	107	68	65	20	5	39	0	106	4	1	.276
MINOR TOTALS		35-30	4.06	114	92	2	0	0	0	536.0	487	266	242	52	20	217	0	506	38	6	.244
MAJOR TOTALS		0-2	4.87	13	2	0	5	0	1	20.1	23	16	11	2	2	11	0	19	1	0	.274

\*Led League

+ Tied for League Lead

Note: Major League Uniform Numbers Worn: 61 (2019).

## DIVISION SERIES RECORD

Year	Team	W-L	ERA	G	GS	CG	GF	SHO	SV	IP	H	R	ER	HR	HBP	BB	IBB	SO	WP	BK	BA
2019	STL vs. ATL	0-0	0.00	1	0	0	1	0	0	1.0	1	0	0	0	0	0	0	1	0	0	.250

## LEAGUE CHAMPIONSHIP SERIES RECORD

Year	Team	W-L	ERA	G	GS	CG	GF	SHO	SV	IP	H	R	ER	HR	HBP	BB	IBB	SO	WP	BK	BA
2019	STL vs. WSH	0-0	0.00	1	0	0	0	0	0	0.2	0	0	0	0	0	0	0	0	0	0	.000

## REGULAR SEASON FIELDING RECORD

Position	PCT	G	PO	A	E	TC	DP
Pitcher	1.000	13	0	3	0	3	0

## REGULAR SEASON BATTING RECORD

Year Team	AVG	G	AB	R	H	2B	3B	HR	RBI	SH	SF	HBP	BB	IBB	SO	SB	CS	GDP	SLG	OBP	E
2019 ST. LOUIS	.000	13	4	0	0	0	0	0	0	0	0	0	0	0	4	0	0	0	.000	.000	0
MAJOR TOTALS	.000	13	4	0	0	0	0	0	0	0	0	0	0	0	4	0	0	0	.000	.000	0

### CAREER TRANSACTIONS

- Signed by the Tampa Bay Rays as a non-drafted free agent, November 1, 2013.
- Acquired by the St. Louis Cardinals along with OF Justin Williams and RHP Roel Ramírez from the Tampa Bay Rays in exchange for OF Tommy Pham and International Cap space, July 31, 2018.
- Recalled as the 26th roster player for a doubleheader on August 31, 2019.

### CAREER NOTES

- Became the 2,000th player to appear in a game for the St. Louis Cardinals organization when he made his Major League debut at Philadelphia on May 29, 2019.
- Enters the 2020 season ranked as the No. 4 prospect in the Cardinals organization by *Baseball America*.
- 2018-19 Dominican Winter League Rookie of the Year.
- Tied the Pacific Coast League record by striking out nine consecutive batters vs. Omaha (8/24/19).
- Two-time Minor League All-Star earning selections in the 2018 Southern League and 2016 Midwest League.
- Led the 2016 Midwest League in wins with Bowling Green.

### 2019

- Made his MLB debut on 5/29 in start at Philadelphia, becoming the 2,000th player to appear in a game for the Cardinals in their 128-year history as a member of the National League dating to 1892.
- Rookie was recalled from Memphis (AAA) on 6/13 (2nd time of the season); Ryan Helsley placed on 10-day IL.
- Started his first two games in the Majors (0-2, 6.48 ERA, 8.1 IP) and appeared in relief his final 11 (0-0, 3.75 ERA, 1 SV, 12.0 IP).
- Did not allow a homer in 11 outings as a reliever(12.0 IP). Allowed one HR in each of his two starts.
- Posted a reverse split holding right-handed batters to a .203 BA (13-64) and left-handers batted .500 (10-20).
- Converted his first MLB save vs. SF (9/5) with 3.0 scoreless innings to preserve the shutout. First Cardinals 3 IP save since Daniel Ponce de Leon at KC (8/10/18); first by a LHP since Tyler Lyons (6/13/17-G1 vs. MIL)
- Struck out multiple batters in 6 of his 13 appearances.
- Earned his first career Hold vs. MIL (9/15) tossing a scoreless 6th inning.
- Was 5-6 w/ 5.91 ERA in 18 starts (20 app.) at Memphis (AAA). Ranked 10th in PCL w/ 106 K's at the time of recall.
- Matched career-high striking out 12 batters over 7.0 innings in final AAA start vs. Omaha (8/24). Fanned nine consecutive batters at one point, tying the PCL record.

**2019 POSTSEASON:** Made two appearances in the postseason with one each in the NLDS and NLCS. Recorded the final out clinching the NLDS at Atlanta in Game 5 with a scoreless 9th inning. Threw two-thirds of an inning at WSH in Game 3 of the NLCS, retiring Trea Turner and Adam Eaton.

### 2019 SEASON & CAREER HIGHS

**Most IP (Starter):** 4.2, 6/4/19 vs. Cincinnati  
**Most IP (Relief):** 3.0, 9/5/19 vs. San Francisco  
**Most Strikeouts (Starter):** 5, 5/29/19 at Philadelphia  
**Most Strikeouts (Relief):** 3, twice. Last: 9/5/19 vs. San Francisco  
**Most Walks (Starter):** 2, twice. Last: 6/4/19 vs. Cincinnati  
**Most Walks (Relief):** 2, twice. Last: 9/17/19 vs. Washington  
**Most Runs Allowed (Starter):** 5, 5/29/19 at Philadelphia  
**Most Runs Allowed (Relief):** 3, 9/25/19 at Arizona  
**Most ER Allowed (Starter):** 3, twice. Last: 5/29/19 at Philadelphia  
**Most ER Allowed (Relief):** 2, 6/15/19 at New York Mets  
**Most Hits Allowed (Starter):** 8, 6/4/19 vs. Cincinnati  
**Most Hits Allowed (Relief):** 3, 9/5/19 vs. San Francisco  
**Most HRs Allowed:** n/a  
**Longest Winning Streak:** n/a  
**Longest Losing Streak:** 2 games, 5/29/19-present  
**Longest Scoreless Streak:** 5.2 IP, 6/18-9/13/19  
**Last Start:** 6/4/19 vs. Cincinnati

### AWARDS & HONORS

**Dominican Winter League Rookie of the Year**  
 2018-19: Licey

**Triple-A Championship**  
 2018: Memphis (AAA)

**Pacific Coast League Championship**  
 2018: Memphis (AAA)

**Southern League Mid-Season All-Star**  
 2018: Montgomery (AA)

**Florida State League Pitcher of the Week**  
 2017: Charlotte (A) - May 22-28

**Midwest League Mid-Season All-Star**  
 2016: Bowling Green (A)

## 2018

- Was acquired by the Cardinals along with OF Justin Williams and RHP Roel Ramírez from the Rays at the trade deadline for OF Tommy Pham and International Cap space.
- Named a Southern League (AA) All-Star and pitched a scoreless 3rd inning with two strikeouts for the South squad.
- Combined to post an 8-9 record with a 4.17 ERA over 25 starts (27 app.) striking out 148 batters over 140.1 innings.
- Split the season between Montgomery (AA-Rays) and with the Cardinals in Springfield (AA) and Memphis (AAA).
- Struck out a career-high 12 batters over 7.0 scoreless innings at Mississippi (6/4).
- Pitched season-high 8.0 scoreless IP vs. Birmingham (6/24), walking one while throwing a season-high 112 pitches.
- Ranked 3rd in the Southern League holding opponents to a .218 batting average.
- Held opposing left-handed batters to a .202 BA (30-148).
- Made two relief appearances in the Pacific Coast League playoffs and threw 3.2 innings allowing one run.
- Worked 1.1 scoreless innings in Memphis' Triple-A Championship game win vs. Durham on 9/18.
- Made 20 relief appearances in the Dominican Winter League with Licey posting a line of 0-0 with a 1.26 ERA and 21 strikeouts in 14.1 innings. Hurled 19-of-20 scoreless appearances while stranding 9-of-12 inherited runners.
- Named the Dominican Winter League Rookie of the Year.

## 2017

- Split the season between Charlotte (A) and Montgomery (AA) combining to post a 9-9 record with a 3.22 ERA over 24 starts (25 app.) and striking out 111 batters in 134.1 innings.
- Finished 7th among Rays minor leaguers with a 3.22 ERA.
- Named Florida State League Pitcher of the Week (5/22-28) after throwing 7.0 scoreless innings of one-hit ball with one walk and seven strikeouts vs. Daytona (5/25).
- Made one start in the Southern League playoffs and took the loss allowing two runs over 5.0 innings with four strikeouts.

## 2016

- Pitched the entire season at Bowling Green (A) setting career-highs in wins (11) and complete games (2).
- Led the Midwest League with 11 wins and T-1st with two complete games.
- Selected to the Midwest League mid-season All-Star Team pitching 1.0 inning and allowing a run on two hits in the game pitching the 2nd inning.
- Made one start in the Midwest League playoffs and allowed six runs over 3.0 innings in a no decision.
- Surrendered his first professional home run to his 193rd career batter which came in his third season of professional baseball at South Bend (4/11).
- Made one relief appearance during the season vs. Kane County (5/1) and earned the win with 2.0 scoreless innings.

## 2015

- Made five appearances with Princeton (R) in the Appalachian League.
- Struck out a season-high seven batters over 3.0 innings at Danville (7/3).

## 2014

- Began his professional career as a 17-year old with the Dominican Summer League Rays.
- Appeared in 14 games with 13 in relief before a 3.0-inning scoreless start in his final game of the season.
- Did not allow a home run to 110 total batters faced and only walked three batters the entire season over 29.1 innings.
- Earned the win in his first professional appearance at the DSL Dodgers (6/4) throwing 2.0 perfect innings.

## BACKGROUND/PERSONAL

- His first name is pronounced "HEN-e-sis."
- Resides in Santo Domingo, Dominican Republic.





# DYLAN CARLSON

68

HEIGHT	WEIGHT	BATS/THROWS	BIRTH DATE	ML SERVICE
6-2	205	S/L	10/23/1998	0.000

**FULL NAME:** Dylan James Carlson

**BORN:** Elk Grove, California

**OPENING DAY AGE:** 21

**BECAME CARDINAL:** Selected in the first round (33rd overall) of the June, 2016 First-Year Player Draft

**CONTRACT STATUS:** Signed through 2020

**OUTFIELDER (NON-ROSTER)**



## COMPLETE RECORD

Year Team	AVG	G	AB	R	H	2B	3B	HR	RBI	SH	SF	HBP	BB	IBB	SO	SB	CS	GDP	SLG	OBP	E
2016 GCL Cardinals	.251	50	183	30	46	13	3	3	22	0	1	1	16	0	52	4	2	5	.313	.404	1
2017 Peoria	.240	115	383	63	92	18	1	7	42	4	3	9	52	1	116	6	6	5	.342	.347	4
2018 Palm Beach	.247	99	376	63	93	19	3	9	53	1	5	7	52	3	78	6	3	12	.345	.386	4
Peoria	.234	13	47	5	11	3	0	2	9	0	0	0	10	1	10	2	0	3	.368	.426	0
2019 Springfield	.281	108	417	81	117	24	6	21	59	0	7	7	52	3	98	18	7	3	.518	.364	1
Memphis	.361	18	72	14	26	4	2	5	9	0	0	1	6	0	18	2	1	0	.681	.418	1
<b>MINOR TOTALS</b>	<b>.260</b>	<b>403</b>	<b>1478</b>	<b>256</b>	<b>385</b>	<b>81</b>	<b>15</b>	<b>47</b>	<b>194</b>	<b>5</b>	<b>16</b>	<b>25</b>	<b>188</b>	<b>8</b>	<b>372</b>	<b>38</b>	<b>19</b>	<b>28</b>	<b>.431</b>	<b>.350</b>	<b>11</b>

## CAREER NOTES

- Enters the 2020 season ranked by *Baseball America* as the No. 1 prospect in the Cardinals organization and No. 10 overall across Major League Baseball.
- At No. 1, ranks as the highest-rated position player in the Cardinals organization since Oscar Taveras (No. 1 in 2014).
- Also rated as the Cardinals "Best Hitter for Average" entering 2020 by the same publication.
- Hit 26 home runs and stole 20 bases in 2019, becoming one of 10 minor leaguers with at least 20 home runs and 20 stolen bases and the first Cardinals minor leaguer to do so since Terry Evans and Tyler Greene in 2006.
- 2019 Cardinals Minor League Player of the Year.
- Led the Cardinals 2019 minor league organization in hits (143), triples (8), and total bases (265), and ranked 2nd in home runs, runs (95), slugging (.571), and OPS (.914), 4th in doubles (28), and 5th in RBI (68), stolen bases (20) and walks (58).
- 2019 Texas League Mid-Season and Post-Season All-Star, while recognized as the league's Player of the Year, joining Matt Adams (2011) and Oscar Taveras (2012) as Springfield (AA) winners. Dakota Hudson won 2017 Pitcher of the Year.
- 2019 *Baseball America* Minor League First Team All-Star, *Baseball America* Double-A All-Star, and Double-A Player of the Year.
- Participated in the 2019 SiriusXM All-Star Futures Game at Progressive Field in Cleveland. Batted seventh and started in right field, going 1-for-2 with an RBI.
- Member of the 2016 Gulf Coast League Cardinals champion squad. Played in the postseason in each of his first three professional seasons in the 2016 Gulf Coast League level (R), 2017 in Peoria (A), and 2018 in Palm Beach (A).
- Was the Cardinals compensation pick in the 2016 MLB draft for free agent John Lackey signing with the Chicago Cubs.
- Was the first of back-to-back compensation picks by St. Louis. Dakota Hudson was chosen next due to free agent Jason Heyward also signing with the Cubs.

## 2019

**Cardinals Minor League Ranks:** Hits (143, 1st), triples (8, 1st), total bases (265, 1st), home runs (26, 2nd), runs (95, 2nd), slugging (.542, 2nd), OPS (.914, 2nd), doubles (28, 4th), RBI (68, 5th), stolen bases (20, 5th), walks (58, 5th).

**Texas League Ranks:** Batting average (.281, 10th), home runs (21, 2nd), on-base pct. (.364, 5th), slugging pct. (.518, 1st), OPS (.882, 2nd), doubles (24, T9th), triples (6, T8th), walks (52, T7th), extra-base hits (51, 2nd), total bases (216, 3rd), runs (81, 2nd), stolen bases (18, 11th), sacrifice flies (7, T1st).

- Entered the season rated as the No. 10 prospect in the Cardinals organization by *Baseball America*.
- Attended Major League Spring Training as a non-roster invitee and appeared in 23 Grapefruit League games before being reassigned on March 25 in the final round of cuts.
- Combined to slash .292/.372/.542 (143-489) with 26 home runs, eight triples, 28 doubles, 20 stolen bases, and a .914 OPS in 126 games between Springfield (AA) and Memphis (AAA).
- His 26 homers were five more than he had hit in his previous three seasons combined.
- 2019 Cardinals Minor League Player of the Year.
- Appeared in center field in 95 of 118 games defensively overall, picking up four outfield assists at that position.
- Led Texas League outfielders with a .995 fielding percentage, making one error in 204 total chances in 100 games.
- Slashed .299/.381/.551 (109-365) as a left-handed batter and .274/.345/.516 (34-124) right-handed.
- At age 20, opened the season as the Texas League's fourth-youngest player (and second youngest position player) on Opening Day. Only Amarillo third baseman Hudson Potts (Padres) was younger by five days.
- Texas League Mid-Season and Post-Season All-Star, while recognized as the league's Player of the Year, joining Matt Adams (2011) and Oscar Taveras (2012) as Springfield (AA) winners. Dakota Hudson won 2017 Pitcher of the Year.
- Was one of 10 minor leaguers with at least 20 home runs and 20 stolen bases and the first Cardinals minor leaguer to do so since Terry Evans and Tyler Greene in 2006.
- Named Cardinals Minor League Player of the Month for May; batted .304 with four home runs, five triples, 17 RBI and a .952 OPS in 27 games, with 13 of his 31 hits going for extra bases.
- At the Texas League All-Star Break, led all of Double-A baseball in runs scored (53), while ranking T4th in extra-base hits (31) and total bases (132), eighth in hits (75), and 13th in RBI (42).
- Participated in the SiriusXM All-Star Futures Game at Progressive Field in Cleveland. Batted seventh and started in right field, going 1-for-2 with an RBI.
- Promoted to Memphis on 8/15, when leading the Texas League in HR's, slugging, runs scored, and extra-base hits.
- Slashed .361/.418/.681 (26-72) with five homers and nine RBI in 18 games with the Redbirds to end the season.
- From 8/15 debut onward, T3rd in the PCL in hits (26), T4th in total bases (49), T5th in extra-base hits (11).

## AWARDS & HONORS

**Cardinals Minor League Player of the Year**  
2019: Springfield (AA) & Memphis (AAA)

**Cardinals Minor League Player of the Month**  
2019: Springfield (AA) - May

**Baseball America Minor League All-Star  
First Team - Outfielder**  
2019: Springfield (AA) & Memphis (AAA)

**Baseball America Double-A  
All-Star - Outfielder**  
2019: Springfield (AA)

**Baseball America Double-A  
Player of the Year**  
2019: Springfield (AA)

**Baseball America  
Best Defensive Outfielder - Texas League**  
2019: Springfield (AA)

**MLB Pipeline Cardinals  
Hitting Prospect of the Year**  
2019: Springfield (AA) & Memphis (AAA)

**MiLB.com Breakout Prospect of the Year  
Staff Choice**  
2019: Springfield (AA) & Memphis (AAA)

**MiLB.com Top Offensive Player  
Fan Choice**  
2019: Springfield (AA) & Memphis (AAA)

**SiriusXM All-Star Futures Game**  
2019: National League

**Texas League Player of the Year**  
2019: Springfield (AA)

**Texas League Post-Season All-Star**  
2019: Springfield (AA) - OF

**Texas League Mid-Season All-Star**  
2019: Springfield (AA)

**Gulf Coast League Championship**  
2016: GCL Cardinals (R)

- Hit safely in 13 of 18 games, including his first eight in a row. Nine were multi-hit efforts.
- Following the season, ranked as the Texas League's "Best Defensive Outfielder" and No. 2 overall prospect by *Baseball America*.



**2018**

- Played 112 games between Peoria (A) and Palm Beach (High-A), batting .246 (104-423) with 11 HR, 62 RBI, 22 doubles and three triples.
- Ranked among Cardinals minor league leaders in runs scored (68, 5th), RBI (62, 10th) and walks (62, 2nd).
- Ran off a 20-game on-base streak in Palm Beach from 8/10 through the end of the season, posting a .344 on-base percentage during the stretch.
- Tied for Florida State League-lead among outfielders with four double plays and T-3rd with nine assists.
- Hit first professional grand slam at Fort Myers (6/6), a 10th inning go-ahead blast off Andrew Vasquez for a 9-5 Palm Beach win.
- Tallied an RBI in five straight games (7/9-7/13) and 8-of-9 games in July. Scored a run in seven consecutive games (8/13-8/21).
- Was 2-for-8 with a double and a walk in two games during the Florida State League playoffs.
- Ranked as the Florida State League's No. 17 prospect by *Baseball America* following the season.

**2017**

- Played in a career-high 115 games at Peoria (A).
- Led Peoria and ranked 9th among Cardinals minor leaguers with 63 runs scored.
- Ranked T-3rd among Midwest League outfielders with 14 outfield assists.
- Was 1-for-10 in three Midwest League playoff games.
- Hit a career-high three doubles vs. Lake County (7/14).

**2016**

- Posted 10-game hitting streak (8/16-28), batting .333 (13-39) during stretch, T-9th longest in the Gulf Coast League.
- Totaled three extra-base hits (2 doubles, triple) at GCL Nationals (8/1) as part of a 3-for-6 game with 4 RBI.
- Batted .267 (4-15) with two triples, three runs scored and three RBI in the Gulf Coast League playoffs.

**BACKGROUND/PERSONAL**

- Graduated from Elk Grove (Calif.) High School where his father, Jeff, was the head coach of the baseball team.
- His father, now retired from that role, still teaches and serves as defensive coordinator for the football team.
- Dylan began taking infield and batting practice with his father's teams at age 11.
- Entered high school at age 13 and made varsity as a freshman.
- Was Elk Grove teammate of White Sox 2018 first round pick Nick Madrigal and Tigers 2014 first round pick Derek Hill.
- Hit .407 with nine homers and 40 RBI in 36 games as a senior, and .322 with 11 HR and 104 RBI over his high school career.
- Pitched, and primarily played first base before appearing in center field as a senior.
- Pitched complete game four-hitter with 10 strikeouts to lead Elk Grove to the 2016 San Joaquin Sectional Championship.
- Committed to play college baseball at Cal State Fullerton before drafted by the Cardinals.
- Invited to the 2015 Under Armour All-American Game at Wrigley Field. Went 1-for-3 while batting seventh and starting at first base for the National side in an 11-5 victory.
- Younger brother, Tanner, is an infielder at Long Beach State.
- Resides in Elk Grove, California.





# MATT CARPENTER

13

HEIGHT	WEIGHT	BATS/THROWS	BIRTH DATE	ML SERVICE
6-4	210	L/R	11/26/1985	8.012

**FULL NAME:** Matthew Martin Carpenter

**BORN:** Galveston, Texas

**OPENING DAY AGE:** 34

**BECAME CARDINAL:** Selected in the 13th round (399th overall) of the June, 2009 First-Year Player Draft

**CONTRACT STATUS:** Signed through 2021, with a vesting option for 2022

**MLB DEBUT:** June 4, 2011 vs. Chicago Cubs

INFILDER



## COMPLETE RECORD

Year	Team	AVG	G	AB	R	H	2B	3B	HR	RBI	SH	SF	HBP	BB	IBB	SO	SB	CS	GDP	SLG	OBP	E
2009	Batavia	.469	9	32	9	15	3	0	0	3	0	0	1	4	0	2	0	1	0	.563	.541	0
	Quad Cities	.295	29	105	11	31	6	2	0	10	0	1	3	17	0	13	2	0	3	.390	.405	4
	Palm Beach	.219	32	114	13	25	6	1	2	9	2	1	1	10	0	24	1	0	3	.342	.286	2
2010	Palm Beach	.283	28	99	17	28	5	2	1	16	1	0	2	26	0	14	0	1	1	.404	.441	1
	Springfield	.316	105	396	76	125	26	3	12	53	4	4	4	64	4	88	11	2	12	.487	.412	8
2011	Memphis	.300	130	434	61	130	29	3	12	70	3	6	8	*84	1	68	5	4	12	.463	.417	16
	ST. LOUIS	.067	7	15	0	1	1	0	0	0	0	0	0	4	0	4	0	0	0	.133	.263	0
2012	ST. LOUIS	.294	114	296	44	87	22	5	6	46	0	7	3	34	2	63	1	1	10	.463	.365	9
	Springfield#	.300	3	10	3	3	1	0	1	3	0	0	0	3	0	1	0	1	0	.600	.462	0
	Memphis#	.143	3	7	1	1	0	0	0	0	0	0	0	2	0	2	0	0	2	.143	.333	0
2013	ST. LOUIS	.318	157	626	^126	*199	^55	7	11	78	3	7	9	72	1	98	3	3	4	.481	.392	12
2014	ST. LOUIS	.272	158	595	99	162	33	2	8	59	2	9	8	*95	2	111	5	3	3	.375	.375	16
2015	ST. LOUIS	.272	154	574	101	156	*44	3	28	84	0	4	6	81	5	151	4	3	5	.505	.365	14
2016	ST. LOUIS	.271	129	473	81	128	36	6	21	68	3	4	5	81	6	108	0	4	4	.505	.380	13
	Springfield#	.333	4	12	2	4	1	0	1	1	0	0	0	1	0	4	0	0	0	.667	.385	1
2017	ST. LOUIS	.241	145	497	91	120	31	2	23	69	2	5	9	109	4	125	2	1	5	.451	.384	13
2018	ST. LOUIS	.257	156	564	111	145	42	0	36	81	0	4	6	102	17	158	4	1	^0	.523	.374	16
2019	ST. LOUIS	.226	129	416	59	94	20	2	15	46	1	5	7	63	0	129	6	1	3	.392	.334	8
	Memphis#	.182	4	11	2	2	1	0	0	3	0	0	0	3	0	4	0	0	0	.273	.357	1
	Springfield#	.000	5	15	0	0	0	0	0	0	0	0	0	4	0	4	0	0	0	.000	.211	0
MINOR TOTALS		.295	352	1235	195	364	77	11	29	168	10	12	19	218	5	224	19	9	33	.445	.405	33
MAJOR TOTALS		.269	1149	4056	712	1092	284	27	148	531	11	45	53	641	37	947	25	17	34	.462	.372	101

^ Led Majors \*Led League #Injury Rehabilitation

**Note:** Major League Uniform Numbers Worn: 19 (2011), 13 (2012-present)

## WILD CARD RECORD

Year	Team	AVG	G	AB	R	H	2B	3B	HR	RBI	SH	SF	HBP	BB	IBB	SO	SB	CS	GDP	SLG	OBP	E
2012	STL at ATL	1.000	1	1	0	1	0	0	0	1	0	0	0	0	0	0	0	0	0	1.000	1.000	0

## DIVISION SERIES RECORD

Year Team	AVG	G	AB	R	H	2B	3B	HR	RBI	SH	SF	HBP	BB	IBB	SO	SB	CS	GDP	SLG	OBP	E
2012 STL vs. WSH	.000	5	4	0	0	0	0	0	0	0	0	0	0	0	3	0	0	0	.000	.000	0
2013 STL vs. PIT	.053	5	19	1	1	0	0	0	0	0	0	0	1	1	0	6	0	0	.053	.143	0
2014 STL vs. LAD	.375	4	16	4	6	3	0	3	7	0	0	0	1	0	4	0	0	0	1.125	.412	0
2015 STL vs. CHI	.235	4	17	3	4	0	0	1	1	0	0	0	1	0	5	0	0	0	.412	.278	0
2019 STL vs. ATL	.200	4	5	1	1	0	0	0	3	0	1	0	3	0	2	0	0	0	.200	.444	1
<b>D.S. TOTALS</b>	<b>.197</b>	<b>22</b>	<b>61</b>	<b>9</b>	<b>12</b>	<b>3</b>	<b>0</b>	<b>4</b>	<b>11</b>	<b>0</b>	<b>1</b>	<b>1</b>	<b>6</b>	<b>0</b>	<b>20</b>	<b>0</b>	<b>0</b>	<b>0</b>	<b>.443</b>	<b>.275</b>	<b>1</b>

## LEAGUE CHAMPIONSHIP SERIES RECORD

Year Team	AVG	G	AB	R	H	2B	3B	HR	RBI	SH	SF	HBP	BB	IBB	SO	SB	CS	GDP	SLG	OBP	E
2012 STL vs. SF	.333	3	9	3	3	1	0	1	2	0	0	0	3	0	2	0	0	0	.778	.500	0
2013 STL vs. LAD	.261	6	23	4	6	2	1	0	2	0	1	0	3	0	5	1	0	0	.435	.333	1
2014 STL vs. SF	.200	5	20	2	4	1	0	1	1	0	0	0	2	0	8	0	0	1	.400	.273	1
2019 STL vs. WSH	.000	4	8	0	0	0	0	0	0	0	0	0	0	0	4	0	0	0	.000	.000	0
<b>L.C.S. TOTALS</b>	<b>.217</b>	<b>18</b>	<b>60</b>	<b>9</b>	<b>13</b>	<b>4</b>	<b>1</b>	<b>2</b>	<b>5</b>	<b>0</b>	<b>1</b>	<b>0</b>	<b>8</b>	<b>0</b>	<b>19</b>	<b>1</b>	<b>0</b>	<b>1</b>	<b>.417</b>	<b>.304</b>	<b>2</b>

## WORLD SERIES RECORD

Year Team	AVG	G	AB	R	H	2B	3B	HR	RBI	SH	SF	HBP	BB	IBB	SO	SB	CS	GDP	SLG	OBP	E
2013 STL vs. BOS	.296	6	27	3	8	1	0	0	2	0	1	0	0	0	6	0	0	0	.333	.286	2

## ALL-STAR RECORD

Year Team	AVG	G	AB	R	H	2B	3B	HR	RBI	SH	SF	HBP	BB	IBB	SO	SB	CS	GDP	SLG	OBP	E
2013 National	.000	1	2	0	0	0	0	0	0	0	0	0	0	0	1	0	0	0	.000	.000	0
2014 National	SELECTED -- DID NOT PLAY																				
2016 National	SELECTED -- DID NOT PLAY - INJURED																				
<b>ALL-STAR TOTALS</b>	<b>.000</b>	<b>1</b>	<b>2</b>	<b>0</b>	<b>0</b>	<b>0</b>	<b>0</b>	<b>0</b>	<b>0</b>	<b>0</b>	<b>0</b>	<b>0</b>	<b>0</b>	<b>0</b>	<b>1</b>	<b>0</b>	<b>0</b>	<b>0</b>	<b>.000</b>	<b>.000</b>	<b>0</b>

## REGULAR SEASON FIELDING RECORD

Position	PCT	G	PO	A	E	TC	DP
First Base	.992	313	2104	149	19	2272	238
Second Base	.981	212	323	551	17	891	139
Third Base	.957	635	326	1047	62	1435	105
Outfield	.885	26	21	2	3	26	0

**Note:** Is one of seven players in Major League history to appear defensively in 200 or more games at first base, second base, and third base.

**2014:** Led National League third basemen in assists (288) and total chances (394).

## 2019 SEASON HIGHS

**Most Hits:** 3, four times. Last: 8/25 at Colorado  
**Most Runs:** 3, three times. Last: 8/25 at Colorado  
**Most 2Bs:** 1, 20 times. Last: 9/21 at Chicago Cubs  
**Most HRs:** 1, 15 times. Last: 9/29 vs. Chicago Cubs  
**Most RBI:** 3, 9/29 vs. Chicago Cubs  
**Most BBs:** 2, 11 times. Last: 9/20 at Chicago Cubs  
**Longest Hitting Streak:** 6 games: 5/30-6/6

## CAREER HIGHS

**Most Hits:** 5, three times. Last: 7/20/18 at Chicago Cubs  
**Most Runs:** 5, 6/26/18 vs. Cleveland  
**Most 2Bs:** 4, 8/26/18 at Colorado  
**Most 3Bs:** 2, 5/31/16 at Milwaukee  
**Most HRs:** 3, 7/20/18 at Chicago Cubs  
**Most RBI:** 7, 7/20/18 at Chicago Cubs  
**Most BBs:** 4, 9/12/17 vs. Cincinnati  
**Most HBP:** 3, 6/4/13 vs. Arizona  
**Longest Hitting Streak:** 18 games, 5/21-6/9/13  
**Leadoff HR:** 24. Last: 6/4/19 vs. Cincinnati (Castillo)  
**Pinch HR:** 3, 5/30/19 at Philadelphia (E. Garcia)  
**Grand Slams:** 1, 4/27/17 (Game 1 of DH) vs. Toronto (Howell)  
**Game Ending HR:** 3, 4/10/18 vs. Milwaukee (Hoover)  
**Extra Inning HR:** 4, 9/19/19 at Chicago Cubs (Kimbrel)

### CAREER TRANSACTIONS

- Selected by St. Louis Cardinals in the 13th round (399th overall) of the June 2009 free agent draft.
- On St. Louis injured list (right oblique strain), May 23-June 22, 2012; included injury rehabilitation assignments to Springfield (AA) and Memphis (AAA).
- On St. Louis paternity list, May 26-28, 2016.
- On St. Louis injured list (right oblique strain), July 7-August 4, 2016; included injury rehabilitation assignment to Springfield (AA).
- Served one-game Major League Baseball suspension, April 25, 2017.
- On St. Louis injured list (lower back strain), July 2-10, 2019.
- On St. Louis injured list (right foot contusion), July 16-August 3, 2019; included injury rehabilitation assignments to Memphis (AAA) and Springfield (AA).

### CAREER NOTES

- Leads active MLB leadoff hitters in doubles (215), plate appearances per walk (7.43), and pitches per plate appearance (4.27), while ranking 11st in walks (462), and 2nd in on-base percentage (.389) and (*minimum. 900 PA*).
- His career .481 batting average (26-54) with the bases loaded ranks 2nd-highest all-time in Major League history (*since 1974*) behind only Pat Tabler (.489, 43-88, 2 HR). Has one homer (walk-off grand slam) and 76 RBI.
- Ranks among active Interleague leaders in career slugging pct. (.586, T2nd), on-base pct. (.399, 2nd), OPS (.984, 2nd), and batting average (.313, 10th).
- Since 2013, leads all Major Leaguers in doubles (261) while ranking 4th in runs scored (668) and 6th in walks (603).
- In 2018, his 42 doubles, 36 home runs and 102 walks joined him with Albert Pujols (2008-09) and Stan Musial (1949, '53-54) as the only Cardinals to hit 40 doubles, 30 home runs, and draw 100 walks in a season.
- In 2018, became the first Cardinal since Albert Pujols (2008-09) and first Major Leaguer since Detroit's Miguel Cabrera (2011) to score 100 runs, draw 100 walks, hit 40 doubles and 30 home runs in a single season. It marked the 32nd instance all-time in MLB history, and first ever without hitting into a double play during the season.
- Did not hit into a double play during the 2018 season. Became the first MLB player to play an entire season with at least 550 at-bats and no GIDP's since Houston's Craig Biggio (1997) and the first all-time with the Cardinals. Led MLB with a 0.0 GIDP percent.
- Signed a two-year contract extension on April 10, 2019, that runs through the 2021 season with a vesting option for 2022.

### Awards

- 2013 NL Silver Slugger award winner at Second Base. Hit .318 (5th in NL), leading MLB runs (126), hits (199), doubles (55), multi-hit games (63) and tying for the MLB lead with 18 three-hit games.
- Three-time National League All-Star (2013-14, 2016). Selected in 2013 by vote of players, and in 2014 and 2016 by manager selections. Was a Final Vote finalist in 2018.
- Finished in the Top 10 in the National League MVP voting on two occasions (4th in 2013 and 9th in 2018).
- 2010 Cardinals Minor League Player of the Year.

### AWARDS & HONORS

#### National League All-Star

2016: St. Louis  
2014: St. Louis  
2013: St. Louis

#### National League Player of the Month

2018: St. Louis - July

#### National League Player of the Week

2018: St. Louis - July 30-August 5  
2018: St. Louis - July 16-22  
2016: St. Louis - May 30-June 5  
2015: St. Louis - April 13-19

#### Louisville Slugger Silver Slugger Award

2013: St. Louis (2B)

#### MLBPA St. Louis

#### Heart & Hustle Award Nominee

2015: St. Louis  
2014: St. Louis  
2013: St. Louis

#### Cardinals Minor League Player of the Year

2010: Springfield (AA)

#### TOPPS Double-A All-Star

2010: Springfield (AA)

#### Texas League Post-Season All-Star

2010: Springfield (AA)

#### Texas League Mid-Season All-Star

2010: Springfield (AA)

#### Texas League Player of the Week

2010: Springfield (AA) - August 3-9  
2010: Springfield (AA) - July 20-26

#### USA Today Prep National Championship

2002: Elkins High School (TX)

## CAREER MILESTONES

### Major League Debut

June 4, 2011 vs. Chicago Cubs

### First Major League Hit

June 4, 2011 vs. Chicago Cubs  
(9th inning, double, off Kerry Wood)

### First Major League Home Run

April 15, 2012 vs. Chicago Cubs  
(5th inning, 2-run HR, off Lendy Castillo)

### 100th Major League Home Run

May 1, 2018 vs. Chicago White Sox  
(9th inning, solo, off Joakim Soria)

### 1,000th Major League Game

September 7, 2018 at Detroit

### 1,000th Major League Hit

March 29, 2019 at Milwaukee  
(7th inning, single, off Jacob Barnes)

## MOST SEASONS PLAYED EXCLUSIVELY WITH THE CARDINALS (1892-2020)

Seasons	Position	Tenure
22 Stan Musial	OF, 1B	1941-44, '46-63
17 Bob Gibson	RHP	1959-75
<b>17 Yadier Molina</b>	<b>C</b>	<b>2004-20</b>
<b>15 Adam Wainwright</b>	<b>RHP</b>	<b>2005-10, '12-20</b>
13 Pepper Martin	OF/3B	1928, '30-40, '44
12 Tom Pagnozzi	C	1987-98
11 Terry Moore	OF	1935-42, '46-48
10 Ray Blades	OF	1922-28, '30-32
10 Al Brazle	LHP	1943, '46-54
<b>10 Matt Carpenter</b>	<b>INF/OF</b>	<b>2011-20</b>
9 Mike Shannon	3B/OF	1962-70
9 Whitey Kurowski	3B	1941-49
9 Ernie Orsatti	OF	1927-35

## MOST CAREER HITS AMONG PLAYERS TO APPEAR EXCLUSIVELY WITH ST. LOUIS

Seasons	Hits	Tenure
1. Stan Musial	3,630	1941-44, '46-63
<b>2. Yadier Molina</b>	<b>1,963</b>	<b>2004-19</b>
3. Terry Moore	1,318	1935-42, '46-48
4. Pepper Martin	1,227	1928, '30-40, '44
<b>5. Matt Carpenter</b>	<b>1,092</b>	<b>2011-19</b>

### Busch Stadium III

- Holds the all-time Busch Stadium III record in walks (315), runs scored (358), and triples (15), while ranking 2nd to Yadier Molina in games played (580), plate appearances (2,376), hits (551), doubles (150) and sacrifice flies (26).
- Holds the Busch Stadium III single-season hits record (112), hitting .360 (112-311) during the 2013 season.

### St. Louis Cardinals All-Time Leaders

- The 2020 season is his 10th in St. Louis (2011-20), tying Ray Blades (1922-28, '30-32) and Al Brazle (1943, '46-54) for 8th-most among players to appear exclusively as a member of the Cardinals.
- Ranks among Cardinals all-time leaders in walks (641, 9th) plate appearance per walk (7.50, 3rd), multiple-walk games (132, 6th), extra-base hits (459, 14th), doubles (284, 14th), and home runs (148, 14th).
- Collected his 1,000th career hit on March 29, 2019 at Milwaukee. Is one of five players with 1,000 hits exclusively as a member of the Cardinals. Joined Stan Musial (3,630), Yadier Molina (1,963), Terry Moore (1,318) and Pepper Martin (1,227).
- Set the St. Louis franchise record for most doubles by a left-handed batter (55) in 2013, breaking the mark (53) held by Stan Musial since 1953. The 55 doubles were also a team record for a second baseman.

### Home Runs

- His 24 career lead-off home runs are the most in Cardinals history and rank 7th among active Major Leaguers (30th all-time).
- Hit single-season franchise record eight leadoff home runs in 2018, breaking his previous record of five (2015) that was shared with Lou Brock (1967, 1970) and Ray Lankford (1994).
- Has hit 111-of-148 career home runs while batting in the No. 1 position in the lineup, ranking 4th among active Major Leaguers (T22nd all-time).
- His career high and team-leading 36 home runs in 2018 were the most hit by a Cardinal since Albert Pujols (37) in 2011 and the most by a Cardinals left-handed hitter since Jim Edmonds (42) in 2004. He finished the season ranked T-6th (Stan Musial, 1949) among Cardinals left-handed batters in single season home runs.
- In 2018, was the only Major Leaguer to lead his team in home runs (36) and start 100 or more games from the leadoff spot in the same season, and second Cardinal in franchise history, joining Jesse Burkett (10 HR, 141 GS) in 1901. (*Elias*).

### Walks

- Has recorded six seasons of 30 or more doubles and 70 or more walks (2013-18). Only Stan Musial (14) and Albert Pujols (9) have more in Cardinals history.
- Is one of five players to draw 60 or more walks in each of the last seven seasons (2013-19), joining Mike Trout, Carlos Santana, Paul Goldschmidt, and Anthony Rizzo.
- Since 2017, is one of four Major Leaguers to record two 100+ walk seasons, joining Joey Votto (2017-18), Mike Trout (2018-19), and Carlos Santana (2018-19).
- Is one of five Cardinals with multiple 100-walk seasons, joining Stan Musial (3, 1949, '53-54), Albert Pujols (3, 2008-10), Miller Huggins (2, 1910, '14), Mark McGwire (2, 1998-99), and Jim Edmonds (2, 2000, '04).
- Ranked 2nd in the NL with a career-high 109 walks in 2017, and finished 4th in 2018 with 102 free passes.
- His 95 walks in 2014 marked the highest single-season total by a Cardinals third baseman in franchise history.



### Defensive Accolades

- Is one of only seven players in Major League history to appear defensively in 200 or more career games at first base, second base and third base.
- In 2016, became the first player in MLB history to start at least 40 games each at first base, second base and third base during a season in which he hit 20 or more home runs.

### Postseason Career

- Ranks among all-time Cardinals postseason leaders in pitches/PA (4.19, 1st), games (47, 7th), sacrifice flies (3, T1st), extra-base hits (15, T6th), and go-ahead RBI (7, 4th).
- Became first player in franchise history to homer in three consecutive games of a single postseason series (2014 Division Series Games 1-3 vs. Los Angeles Dodgers).
- Recorded eight extra-base hits during 2014 postseason, tying a MLB single-postseason record by a leadoff hitter, shared by Rickey Henderson (1989 Athletics), Lenny Dykstra (1993 Phillies) and Derek Jeter (2009 Yankees).

### 2019

- Ranked 3rd on the Cardinals in walks (63), 5th in home runs (15), T6th in runs (59) and T2nd in sacrifice flies (5), while posting career-high six stolen bases at the age of 33.
- Hit 13 solo home runs (3rd on St. Louis) for the season, one two-run and one three-run.
- Hit game-winning solo homer (#13) in the 10th inning at Chicago Cubs (9/19) off Craig Kimbrel in 5-4 win in the first win of a four-game series sweep of the Cubs at Wrigley Field. (9/19-9/22) Marked his 4th career homer in extra-innings.
- Homered (#14) on 9/27 vs. Chicago Cubs and reached base safely four times. Marked 100th career solo homer and 147th homer of his career.
- Hit five homers and had 14 RBI in May, his highest monthly total of the season in both categories.
- Batted .267 (16-60, 10 RBI) in September, his highest batting average in any month of the season.
- Hit a pinch-hit walk-off single vs. Cincinnati (8/31) in Game 2 of doubleheader; his 7th career walk-off RBI.
- Passed Ken Boyer (634) for 9th all-time in walks (641) in Cardinals history at Milwaukee (8/26).
- Scored his 700th career run vs. Milwaukee (8/19), becoming the 21st Cardinal in club history to amass 700 runs.
- Moved past Jim Edmonds into 7th place in Cardinals history with 132 career multiple-walk games.
- Collected his 1,000th career hit on 3/29 at Milwaukee, becoming the 6th player with 1,000 career hits exclusively as a member of the Cardinals. Joined Stan Musial (3,630), Yadier Molina (1,963), Marty Marion (1,402), Terry Moore (1,318) and Pepper Martin (1,227).
- Collected season-high three RBI on final day of the season, hitting a three-run home run (#15) vs. Chicago Cubs (9/29). Was his first homer with more than one runner on base since 8/13/18 vs. Washington and his 21st career home run vs. the Cubs, his most against any MLB opponent

### CAREER LEADOFF HR - MLB HISTORY

MLB All-Time Rank	HR	Seasons
1. Rickey Henderson	81	1979-2003
2. Alfonso Soriano	54	1999-2014
3. Craig Biggio	53	1988-2007
4. Ian Kinsler	48	2006-19
5. Curtis Granderson	47	2004-19
6. Jimmy Rollins	46	2000-16
7. Brady Anderson	44	1988-2002
8. Ichiro Suzuki	37	2001-18
9. George Springer	24	2014-present
Charlie Blackmon	30	2011-present
11. Bobby Bonds	35	1968-1981
12. Ray Durham	34	1995-2008
Devon White	34	1985-2001
Shin-soo Choo	34	2005-present
15. Paul Molitor	33	1978-98
16. Chuck Knoblauch	31	1991-2002
17. Rafael Furcal	30	2000-14
Tony Phillips	30	1982-99
19. Derek Jeter	29	1995-2014
Kenny Lofton	29	1991-2007
21. Brian Dozier	28	2012-present
Davey Lopes	28	1972-87
23. Eddie Yost	27	1944-62
Johnny Damon	27	1995-2012
25. Rickey Weeks Jr.	26	2003-17
Jose Reyes	26	2003-18
<b>Dexter Fowler</b>	<b>26</b>	<b>2008-present</b>
28. Brian Downing	25	1973-92
Hanley Ramirez	25	2005-present
30. <b>Lou Brock</b>	<b>24</b>	<b>1961-79</b>
<b>Matt Carpenter</b>	<b>24</b>	<b>2011-present</b>

Cardinals All-Time Rank	HR	Seasons
1. <b>Matt Carpenter</b>	<b>24</b>	<b>2011-present</b>
2. Lou Brock	21	1964-1979
3. Ray Lankford	6	1990-2001, '04
Ray Blades	6	1922-28, '30-32
5. Jack Smith	5	1915-26
Lonnie Smith	5	1982-85
<b>Dexter Fowler</b>	<b>5</b>	<b>2017-present</b>

All-Time Rank	Franchise Record	Seasons
1. Craig Biggio	53 - HOU	1988-2007
2. Jimmy Rollins	46 - PHI	2000-14
3. Brady Anderson	44 - BAL	1988-2001
4. Rickey Henderson	43 - OAK	1979-84 '89-95, '98
5. Ichiro Suzuki	37 - SEA	2001-12, '18
6. Charlie Blackmon	36 - COL	2011-present
7. Paul Molitor	33 - MIL	1978-92
8. Derek Jeter	29 - NYY	1995-2014
Ian Kinsler	29 - TEX	2006-13
10. Bobby Bonds	28 - SF	1968-74
Davey Lopes	28 - LAD	1972-81
Brian Dozier	28 - MIN	2012-18
13. Rickey Weeks Jr.	26 - MIL	2003, '05-14
14. Hanley Ramirez	25 - FLA/MIA	2006-12
15. Curtis Granderson	24 - DET	2004-09
Rickey Henderson	24 - NYY	1985-89
<b>Matt Carpenter</b>	<b>24 - STL</b>	<b>2011-present</b>

### HIGHEST CAREER BATTING AVERAGE WITH BASES LOADED - MLB HISTORY

Rank	Average	Seasons
1. Pat Tabler	.489 (43-88)	1981-92
2. <b>Matt Carpenter</b>	<b>.481 (26-54)</b>	<b>2011-19</b>
3. Jeff Keppinger	.456 (26-57)	2004-13
4. Yoenis Céspedes	.455 (25-55)	2012-18
Daniel Murphy	.448 (39-87)	2008-19

*minimum 60 plate appearances (since 1974)*

### PLAYERS IN MLB HISTORY TO APPEAR DEFENSIVELY IN 200+ GAMES AT 1B, 2B, & 3B

MLB Player	1B	2B	3B	Seasons
Pete Rose	939	628	634	1963-86
Bill Goodman	407	623	330	1947-62
Gregg Jefferies	380	346	277	1987-2000
Scott Spiezio	469	317	271	1996-2007
Jorge Cantú	287	220	347	2004-11
Mark Loretta	214	829	234	1995-2009
<b>Matt Carpenter</b>	<b>313</b>	<b>212</b>	<b>635</b>	<b>2011-19</b>

### CARDINALS WITH SEASONS OF 20+ DOUBLES & 60+ WALKS

Cardinal	Seasons
1. Stan Musial	16 - 1942-44, '46-58
2. Albert Pujols	11 - 2001-11
3. Ozzie Smith	7 - 1982-83, '87-88, '90-91
<b>Matt Carpenter</b>	<b>7 - 2013-19</b>

### 100+ WALK SEASONS SINCE 2017

Player	Team(s)	2017	2018	2019
Joey Votto	Reds	134	108	76
Mike Trout	Angels	94	122	110
Carlos Santana	Indians/Phillies	88	110	108
<b>Matt Carpenter</b>	<b>Cardinals</b>	<b>109</b>	<b>102</b>	<b>63</b>

### 60+ WALKS IN LAST SEVEN SEASONS

Player	Team(s)	Seasons
<b>Matt Carpenter</b>	<b>Cardinals</b>	<b>2013-19</b>
<b>Paul Goldschmidt</b>	<b>Dbacks/Cardinals</b>	<b>2013-19</b>
Anthony Rizzo	Cubs	2013-19
Carlos Santana	Indians/Phillies	2013-19
Mike Trout	Angels	2013-19

### MLB TOTALS SINCE BEGINNING OF 2013

MLB Rank	Team	Doubles
1. <b>Matt Carpenter</b>	<b>Cardinals</b>	<b>261</b>
2. Jose Altuve	Astros	255

MLB Rank	Team	Runs
1. Mike Trout	Angels	754
4. <b>Matt Carpenter</b>	<b>Cardinals</b>	<b>668</b>

MLB Rank	Team	Walks
1. Joey Votto	Reds	751
6. <b>Matt Carpenter</b>	<b>Cardinals</b>	<b>603</b>

**2019 POSTSEASON:** Made two starts and appeared in four Division Series games vs. Atlanta, going 1-for-5 with 3 RBI...reached base safely in five of his 9 plate appearances and recorded an RBI in three of four games...hit pinch-hit RBI single to left field to tie the game 3-3 in the 7th inning of Game 1 (10/3/19)...did not appear in Game 2, marking his first post-season game missed since Game 5 of the 2012 LCS vs. San Francisco (32 straight postseason contests)...recorded sac fly in Game 3, tying Tom Herr for the most career sacrifice flies (3) by a Cardinal in postseason history; since his postseason career began in 2012, tied with Brandon Belt (SF) and Eric Hosmer (KC) for most in postseason play...drew bases loaded walk for an RBI and came around to score in 10-run 1st inning of Game 5; removed for a defensive replacement in the bottom of the 1st.

### 2018

- Garnered votes for the Most Valuable Player Award by Baseball Writers of America (9th place finish) and was a Major League Baseball All-Star Final Vote finalist.
- 2018 Hank Aaron Award Nominee
- Voted NL Player of the Month for July, his first monthly award and the first Cardinals N.L. Player of the Month selection since Albert Pujols (August 2010).
- Led the National League in July in runs (22), home runs (11), extra-base hits (19), and slugging (.774); ranked 2nd in on-base pct. (.447), T2nd in walks (19), T4th in doubles (8), T5th in RBI (21), 6th in hits (31).
- Led MLB with 11 home runs in July and ranked T-6th in August with 9, but led MLB with 20 HR over those two months combined. Was the first Cardinals player with double-digit home runs in July since Jim Edmonds with 13 (July 2004).
- Twice named National League Player of the Week: July 16-22 and July 29-August 5.
- Set Busch Stadium III record with 318 career runs scored, surpassing Albert Pujols (312).
- Drew 100 or more walks for the second straight season, joining Joey Votto as the only two players in MLB to draw 100 or more walks in each of the last two seasons and the first Cardinal since Albert Pujols (2008-10).
- Joined Mike Trout and Carlos Santana as the only three players with 80 or more walks in last five seasons (2014-18).
- Walked two or more times in 24 games, ranking T3rd in the NL and T5th in MLB.
- His 42 doubles, 36 home runs and 102 walks had him join Albert Pujols (2008-09) and Stan Musial (1949, '53-54) as the only Cardinals to hit 40 doubles, 30 home runs, and draw 100 walks in a season.
- Is the only MLB player to hit 30 or more doubles and draw 70 or more walks over the last six seasons (2013-18). Only Stan Musial (14) and Albert Pujols (9) have more in Cardinals history.
- Did not hit into a double play during the entire 2018 season (last: 9/4/17 at SD). Became the first MLB player to play an entire season with 550 or more at-bats and no GIDP's since Craig Biggio (1997) with the Houston Astros and the first all-time with the St. Louis Cardinals. Led MLB with a 0.0 GIDP percent.

**ST. LOUIS CARDINALS  
ALL-TIME OFFENSIVE LEADERS**

Rank	Walks	Seasons
1. Stan Musial	1,599	1941-44, '46-63
6. Lou Brock	681	1964-79
7. Rogers Hornsby	660	1915-26, '33
8. Jim Edmonds	645	2000-07
9. <b>Matt Carpenter</b>	<b>641</b>	<b>2011-present</b>

Rank	PA/Walk	Seasons
1. Miller Huggins	5.99	1910-16
2. Jim Edmonds	6.75	2000-07
3. <b>Matt Carpenter</b>	<b>7.50</b>	<b>2011-present</b>
4. Albert Pujols	7.62	2001-11
5. Jose Oquendo	7.66	1986-95

Rank	Multi-Walk Games	Seasons
1. Stan Musial	295	1941-44, '46-63
2. Albert Pujols	196	2001-11
3. Enos Slaughter	155	1938-52
4. Ray Lankford	135	1990-2001, '04
5. Miller Huggins	135	1910-16
6. <b>Matt Carpenter</b>	<b>132</b>	<b>2011-present</b>

Rank	Games Played	Seasons
1. Stan Musial	3,026	1941-44, '46-63
4. <b>Yadier Molina</b>	<b>1,983</b>	<b>2004-present</b>
21. Pepper Martin	1,189	1928, '30-40, '44
22. Tim McCarver	1,181	1959-69, '73-74
23. Keith Hernandez	1,165	1974-83
24. <b>Matt Carpenter</b>	<b>1,149</b>	<b>2011-present</b>

Rank	Extra Base Hits	Seasons
1. Stan Musial	1,377	1941-44, '46-63
10. <b>Yadier Molina</b>	<b>542</b>	<b>2004-present</b>
11. Ted Simmons	541	1968-80
12. Jim Edmonds	486	2000-07
13. Red Schoendienst	482	1945-56, '61-63
14. <b>Matt Carpenter</b>	<b>459</b>	<b>2011-present</b>

Rank	Doubles	Seasons
1. Stan Musial	725	1941-44, '46-63
4. <b>Yadier Molina</b>	<b>379</b>	<b>2004-present</b>
12. Ted Simmons	332	1968-80
13. Frankie Frisch	286	1927-37
14. <b>Matt Carpenter</b>	<b>284</b>	<b>2011-present</b>

Rank	Home Runs	Seasons
1. Stan Musial	475	1941-44, '46-63
10. Johnny Miza	158	1936-41
11. <b>Yadier Molina</b>	<b>156</b>	<b>2004-present</b>
Matt Holliday	156	2009-16
13. Joe Medwick	152	1932-40, '47-48
14. <b>Matt Carpenter</b>	<b>148</b>	<b>2011-present</b>

Rank	Runs Scored	Seasons
1. Stan Musial	1,949	1941-44, '46-63
16. Ted Simmons	736	1968-80
17. Julian Javier	719	1960-71
Terry Moore	719	1935-42, '46-48
19. <b>Matt Carpenter</b>	<b>712</b>	<b>2011-present</b>

- Became the first Cardinal since Albert Pujols (2008-09) and the first Major Leaguer since Miguel Cabrera (2011, DET) to score 100 runs, draw 100 walks, hit 40 doubles and 30 home runs in a single season. It marked the 32nd instance all-time in MLB history, and first ever without hitting into a double play during the season.
- His career high and team-leading 36 home runs were the most hit by a Cardinal since Albert Pujols (37 in 2011) and the most by a Cardinals left-handed hitter since Jim Edmonds (42 in 2004). He finished the season ranked T-6th (Stan Musial, 1949) among Cardinals left-handed batters in single-season home runs.
- Was the only MLB player to lead his team in home runs (36) and start 100 or more games from the leadoff spot in the same season, and second Cardinal in franchise history, joining Jesse Burkett (10 HR, 141 GS) in 1901. (*Elias*).
- Ranked among NL leaders in home runs (T-3rd), doubles (42, T-4th), runs (111, 3rd), walks (102, 4th), intentional walks (17, 2nd), OBP (.374, 10th), SLG (.523, 9th), extra-base hits (78, T-3rd), total bases (295, 8th), times on base (253, 8th).
- Ranked 5th in AB/HR (15.67), his best season ratio, surpassing 20.50 in 2015 when he hit 28 home runs.
- Ranked 5th in the NL in pitches/PA (4.21) and PA/BB (6.64).
- Led the Cardinals with 156 games played (T16th NL).
- Tied for the NL lead (César Hernández, José Peraza & Trea Turner) in bunt singles (8).
- Led MLB with 50 extra-base hits on the road and the NL with 23 home runs hit on the road (Khris Davis, OAK, 25).
- Broke Cardinals record with 23 career lead-off home runs (Lou Brock, 21) and established a new single-season record with eight lead-off home runs.
- Surpassed Brock with his 22nd career lead-off home run vs. COL (7/31) off Jon Gray.
- Tied for the NL lead with Atlanta's Ronald Acuña, Jr., hitting eight leadoff home runs trailing only Cleveland's Francisco Lindor for the MLB lead.
- Hit Cardinals record eight home runs vs. Chicago in 2018, including six during a five-game series in July.
- Led MLB with 8 HR, 19 RBI and 14 runs scored over 19 games against the Cubs, tied Jim Edmonds for the most home runs by a Cardinal vs. CHI in a single season and had the most HR vs. the Cubs in a single-season since Greg Vaughn (9) with Cincinnati in 1999.
- Raised batting average from .140 on 5/16 to a season-high .283 on 8/4, batting .345 (92-267) with 25 HR, 46 RBI, 27 doubles, 61 runs and slugged .727; leading MLB in batting, slugging, home runs, hits, runs and doubles during period.
- Hit his 3rd career walk-off home run vs. MIL (4/10), coming in the 11th inning, his 3rd career extra inning home run and 5th career walk-off RBI.
- Hit 100th career home run (5/1), a game-tying shot in the 9th inn. vs. CWS off Joakim Soria.
- Went 5-for-5 with two home runs, three RBI and five runs (tied franchise record) on 6/26 vs. CLE, becoming the first Cardinals player in recorded history with that stat line (5 hits/5 runs/2 HR). Was his 5th career multi-home run game.
- Posted two multi-homer games, both on days going 5-for-5.

**BUSCH STADIUM III ALL-TIME LEADERS**

Rank	Games Played	Seasons
1. Yadier Molina	919	2006-present
2. <b>Matt Carpenter</b>	<b>580</b>	<b>2011-present</b>
3. Matt Holliday	513	2006-16

Rank	Plate Appearances	Seasons
1. Yadier Molina	3,498	2006-present
2. <b>Matt Carpenter</b>	<b>2,376</b>	<b>2011-present</b>
3. Matt Holliday	2,116	2006-16

Rank	Walks	Seasons
1. <b>Matt Carpenter</b>	<b>315</b>	<b>2011-present</b>
2. Albert Pujols	299	2006-present
3. Matt Holliday	252	2006-16

Rank	Runs Scored	Seasons
1. <b>Matt Carpenter</b>	<b>358</b>	<b>2011-present</b>
2. Yadier Molina	322	2006-present
3. Albert Pujols	313	2006-present

Rank	Hits	Seasons
1. Yadier Molina	907	2006-present
2. <b>Matt Carpenter</b>	<b>551</b>	<b>2011-present</b>
3. Albert Pujols	543	2006-present

Rank	Extra-Base Hits	Seasons
1. Yadier Molina	236	2006-present
2. Albert Pujols	234	2006-present
3. <b>Matt Carpenter</b>	<b>230</b>	<b>2011-present</b>

Rank	Doubles	Seasons
1. Yadier Molina	175	2006-present
2. <b>Matt Carpenter</b>	<b>150</b>	<b>2011-present</b>
3. Matt Holliday	127	2006-16

Rank	Triples	Seasons
1. <b>Matt Carpenter</b>	<b>15</b>	<b>2011-present</b>
2. Kolten Wong	11	2013-present
3. Daniel Descalso	8	2010-present

Rank	Home Runs	Seasons
1. Albert Pujols	111	2006-11-present
2. Matt Holliday	88	2006-16
3. <b>Matt Carpenter</b>	<b>65</b>	<b>2011-present</b>

Rank	Total Bases	Seasons
1. Yadier Molina	1,260	2006-present
2. Albert Pujols	999	2006-present
3. Matt Holliday	935	2006-16
4. <b>Matt Carpenter</b>	<b>926</b>	<b>2011-present</b>

Rank	RBI	Seasons
1. Yadier Molina	407	2006-present
2. Albert Pujols	357	2006-present
3. Matt Holliday	330	2006-16
4. <b>Matt Carpenter</b>	<b>258</b>	<b>2011-present</b>

Rank	Sacrifice Flies	Seasons
1. Yadier Molina	31	2006-present
2. <b>Matt Carpenter</b>	<b>26</b>	<b>2011-present</b>
3. Albert Pujols	21	2006-present

- Hit his 2nd career pinch-hit home run at SF (7/8) coming off Ray Black into McCovey Cove. Was the first Cardinals home run into San Francisco Bay since Larry Walker accomplished the feat 13 years to the day (7/8/05).
- Recorded historic day at Chicago Cubs (7/20) with 5 extra-base hits (3 HR, 2 2B), 7 RBI and 4 runs scored. Tied club record (Mark Whiten, 1993) with 16 total bases. Had the Cardinals' first three-homer game since Albert Pujols (2010) & tied Lou Brock's club mark with 21st career leadoff home run
- Reached base safely in career-high 35 straight games (7/8-8/17), 4th-longest on-base streak in MLB in 2018 and longest by a Cardinal since Matt Holliday reached base safely in 44 straight in 2015.
- Homered in six straight games (7/14-7/21), the longest streak in the NL and 2nd-longest in MLB (K. Morales, 7, 8/19-8/26). Tied Cardinals record held by Mark McGwire, which spanned from 1997-98, but was longest in one season.
- Became the first MLB player to reach the 30 home run/30 double plateau (8/7 at MIA).
- Tied Major League and franchise records after hitting four doubles at Colorado (8/26), the first Cardinal to do so since Joe "Ducky" Medwick in 1937.
- Went 19 games between his 34th (8/31) and 35th (9/21) home runs, his 2nd-longest homerless stretch behind 34 games in 2017.
- Faced five different pitchers vs. Milwaukee (9/24): 1-for-4, RBI double, hit-by-pitch.

**2017**

- Posted a career and team-high 109 walks, the 8th player in Cardinals history (15th instance) to post 100 or more walks. Ranked 2nd in the N.L. in walks. Was 6th-highest season walk total in Cardinals history.
- Appeared in a team-high 145 games, starting 110 at 1B, 16 at 3B and 13 at 2B.
- Led the Cardinals in doubles (31) and extra base hits (56).
- Hit three lead-off home runs (6/24 vs. PIT off Gerrit Cole, 9/20 at CIN off Rookie Davis, 9/26 vs. CHI off Jake Arrieta), bringing his career total to 15, 2nd-most in Cardinals history.
- Smacked 30 doubles and drew over 70 walks for the 5th consecutive season.
- Hit 30 doubles, 20 home runs, 100 walks, joining Albert Pujols (2008-10), Stan Musial (1949, 53-54) and Jim Edmonds (2004) as only Cardinals to achieve those marks.
- Had an extra base hit in 7 straight games (6/10-6/16), the longest streak by a Cardinal in 2017.
- Walked a career-high four times on 9/12 vs. CIN.
- Had a season-high 21-game on-base streak (6/22-7/18), his longest in-season on-base streak since 2013.
- Twelve of his 23 home runs tied the game or gave the Cardinals the lead.
- Of his 23 home runs, 12 were solo home runs.
- Hit first career grand slam vs. Toronto (4/27 - G1) off J.P. Howell, a one-out walk-off shot in the 11th inning. His 4th career walk-off RBI and 2nd career walk-off home run. Was Cardinals first walk-off extra inning grand slam since Tom Herr (4/18/1987 vs. NYM).

**ACTIVE MLB LEADERS - BATTING FIRST** (min. 900 PA)

Rank	On-Base Pct.	Seasons	Rank	OPS	Seasons
1. Hanley Ramirez	.385	2006-13	1. Hanley Ramirez	.920	2006-13
2. <b>Matt Carpenter</b>	<b>.382</b>	<b>2012-19</b>	2. Mookie Betts	.910	2014-19
3. Shin-soo Choo	.381	2011-19	3. Charlie Blackmon	.887	2011-19
4. Mookie Betts	.373	2014-19	4. Franciso Lindor	.870	2015-19
5. Andrew McCutchen	.369	2009-19	5. <b>Matt Carpenter</b>	<b>.864</b>	<b>2012-19</b>

**Plate Appearances  
per Walk**

Rank	per Walk	Seasons
1. <b>Matt Carpenter</b>	<b>7.43</b>	<b>2012-19</b>
2. <b>Dexter Fowler</b>	<b>7.77</b>	<b>2008-19</b>
2. Shin-soo Choo	7.84	2011-19
4. Andrew McCutchen	7.90	2009-19
5. Ben Zobrist	8.72	2006-19

**Pitches per  
Plate Appearance**

Rank	Plate Appearance	Seasons
1. <b>Matt Carpenter</b>	<b>4.27</b>	<b>2012-19</b>
2. Brett Gardner	4.26	2008-19
3. Curtis Granderson	4.18	2005-19
4. Andrew McCutchen	4.16	2009-19
5. <b>Dexter Fowler</b>	<b>4.13</b>	<b>2008-19</b>

**Walks**

Rank	Walks	Seasons
1. <b>Dexter Fowler</b>	<b>462</b>	<b>2008-19</b>
<b>Matt Carpenter</b>	<b>462</b>	<b>2012-19</b>
3. Shin-soo Choo	413	2011-19
4. Brett Gardner	351	2008-19
5. George Springer	277	2014-19

**Home Runs**

Rank	Home Runs	Seasons
1. Charlie Blackmon	151	2011-19
2. George Springer	122	2015-19
3. Brian Dozier	116	2013-19
4. <b>Matt Carpenter</b>	<b>111</b>	<b>2012-19</b>
5. Mookie Betts	110	2014-19

**Doubles**

Rank	Doubles	Seasons
1. <b>Matt Carpenter</b>	<b>215</b>	<b>2012-19</b>
2. Charlie Blackmon	189	2011-19
3. Jacoby Ellsbury	181	2007-19
4. Mookie Betts	175	2014-19
5. <b>Dexter Fowler</b>	<b>165</b>	<b>2008-19</b>

**Runs Scored**

Rank	Runs Scored	Seasons
1. Charlie Blackmon	596	2011-19
2. Jacoby Ellsbury	556	2007-17
3. <b>Matt Carpenter</b>	<b>549</b>	<b>2012-19</b>
4. <b>Dexter Fowler</b>	<b>513</b>	<b>2008-19</b>
5. Brett Gardner	507	2008-19

**Slugging Pct.**

Rank	Slugging Pct.	Seasons
1. Mookie Betts	.537	2014-19
2. Hanley Ramirez	.535	2006-13
3. Franciso Lindor	.527	2015-19
4. Charlie Blackmon	.523	2011-19
7. <b>Matt Carpenter</b>	<b>.482</b>	<b>2012-19</b>

**RBI**

Rank	RBI	Seasons
1. Charlie Blackmon	433	2011-19
2. <b>Matt Carpenter</b>	<b>369</b>	<b>2012-19</b>
3. Jacoby Ellsbury	343	2007-17
4. Mookie Betts	342	2014-19
5. George Springer	320	2014-19

**Hits**

Rank	Hits	Seasons
1. Charlie Blackmon	1,030	2011-19
2. Jacoby Ellsbury	1,002	2007-19
3. Dee Gordon	906	2011-19
4. <b>Matt Carpenter</b>	<b>808</b>	<b>2012-19</b>
5. <b>Dexter Fowler</b>	<b>790</b>	<b>2008-19</b>

**Extra-Base Hits**

Rank	Extra-Base Hits	Seasons
1. Charlie Blackmon	383	2011-19
2. <b>Matt Carpenter</b>	<b>346</b>	<b>2012-19</b>
3. Mookie Betts	307	2014-19
4. <b>Dexter Fowler</b>	<b>292</b>	<b>2008-19</b>
5. Jacoby Ellsbury	291	2007-17

**Total Bases**

Rank	Total Bases	Seasons
1. Charlie Blackmon	1,758	2011-19
2. Jacoby Ellsbury	1,473	2007-17
3. <b>Matt Carpenter</b>	<b>1,396</b>	<b>2012-19</b>
4. <b>Dexter Fowler</b>	<b>1,287</b>	<b>2008-19</b>
5. Mookie Betts	1,257	2014-19

**Times On Base**

Rank	Times On Base	Seasons
1. Charlie Blackmon	1,342	2011-19
2. Jacoby Ellsbury	1,308	2007-17
<b>Matt Carpenter</b>	<b>1,308</b>	<b>2012-19</b>
4. <b>Dexter Fowler</b>	<b>1,281</b>	<b>2008-19</b>
5. Shin-soo Choo	1,240	2011-19



## 2016

- Earned 3rd selection to the National League All-Star Team, but did not play due to injury.
- Led the Cardinals with a .380 on-base percentage and .505 slugging percentage.
- Hit 36 doubles in 2016 and his 168 from 2013-16 were the most of any MLB player.
- Became the first player in MLB history to start at least 40 games each at first base, second base and third base during a season in which he hit 20 or more home runs.
- Hit six triples (2nd on STL), his most since seven in 2013.
- Batted .377 in Interleague games, ranking 6th in MLB.
- Ranked 7th in the National League with 81 walks.
- Tallied his 4th-straight season with 70 walks and 30 doubles, joining Mike Trout and Josh Donaldson as the only three players in MLB to do so from 2013-16.
- Ranked T5th in MLB (T3rd NL) with 23 multiple walk games.
- Hit three lead-off home runs (5/10 at LAA, 8/10 vs. CIN, 8/24 vs. NYM) and has 12 in his career.
- Named NL Player of the Week (5/30-6/5), batting .560 (14-25) with five doubles, two triples, three RBI and 1.497 OPS; included back-to-back four-hit games at Milwaukee (5/30-5/31). Occurred following the birth of his first child.
- Scored in a team-high seven straight games twice (9/5-11 & 6/3-10), matching his career high.
- Hit his first career walk-off home run vs. Pittsburgh (5/7), a two-run shot off A.J. Schugel.
- Recorded a career-high 6 RBI vs. Colorado (5/19), going 3-5 with two doubles.
- Reached base safely in 18 straight games from 6/3-6/26 (.400 BA, .530 OBP); hit safely in 17, with two walks in his only hitless game.
- The Cardinals were 17-2 games in which he homered.
- Doubled and scored in the 1st inning and connected for a game-winning two-run home run in the bottom of the 9th to lead St. Louis to a 6-4 win vs. PIT (5/7). Carpenter was the first player in franchise history to hit a walkoff home run after having led off the first inning with an extra-base hit (last in MLB was Angel Pagan (SF) vs. COL 5/25/13).
- Compiled back-to-back four-hit efforts at Milwaukee (5/30-5/31), becoming the first Cardinal to achieve feat since Bernard Gilkey (6/30-7/1/1993 vs. PHI).
- Recorded four-hit, four-run, two-triple, two-RBI game on 5/31 at Milwaukee, becoming the 11th player in MLB history and the first since Atlanta's Willie Harris (7/21/07 vs. St. Louis) to do so.
- Hit 11 doubles in May, tied for the National League high with Jon Jay and Jonathan Villar.
- Led the N.L. with a .491 OBP in June (T7th highest OBP mark in June in franchise history) and ranked T2nd in walks (23) and 10th in batting average (.349).
- Tallied a extra base hit in 6-straight games 6/4-10, with a double in five straight games. Ranked T5th among MLB players in consecutive games with doubles.
- Hit two home runs and a triple for the first time in his career at Seattle (6/26).

## ALL-TIME INTERLEAGUE LEADERS

Rank	On-Base Pct.	Seasons
1. Barry Bonds	.501	1997-07
2. Larry Walker	.455	1997-2005
3. Bernie Williams	.427	1997-2006
4. Frank Thomas	.419	1997-2008
5. Jim Thome	.418	1997-2012
<b>18. Matt Carpenter</b>	<b>.399</b>	<b>2011-19</b>

Rank	Slugging Pct.	Seasons
1. Larry Walker	.678	1997-2005
2. Barry Bonds	.653	1997-2007
3. Frank Thomas	.627	1997-2008
4. Sammy Sosa	.608	1997-2007
Jim Thome	.608	1997-2012
<b>13. Matt Carpenter</b>	<b>.586</b>	<b>2012-19</b>

Rank	OPS	Seasons
1. Barry Bonds	1.153	1997-07
2. Larry Walker	1.133	1997-2005
3. Frank Thomas	1.046	1997-2008
4. Jim Thome	1.026	1997-2012
5. Mike Piazza	1.005	1997-2006
<b>8. Matt Carpenter</b>	<b>.984</b>	<b>2012-19</b>

## ACTIVE INTERLEAGUE LEADERS

Rank	On-Base Pct.	Seasons
1. Mike Trout	.415	2012-19
<b>2. Matt Carpenter</b>	<b>.399</b>	<b>2012-189</b>
5. Josh Donaldson	.398	2012-19
3. Joey Votto	.395	2008-19
5. Dustin Pedroia	.394	2007-18

Rank	Slugging Pct.	Seasons
1. Anthony Rendon	.591	2013-19
2. Mike Trout	.586	2012-19
<b>Matt Carpenter</b>	<b>.586</b>	<b>2011-19</b>
3. Brad Miller	.567	2013-19
5. Nelson Cruz	.566	2007-19

Rank	OPS	Seasons
1. Mike Trout	1.001	2012-19
<b>2. Matt Carpenter</b>	<b>.984</b>	<b>2012-19</b>
3. Brad Miller	.957	2013-19
5. Josh Donaldson	.955	2012-19
4. Anthony Rendon	.951	2013-19

minimum 300 PA

- Missed 24 games on the injured list (7/7-8/4) with a right oblique injury.
- Hit game-tying pinch-hit HR (No. 18) in 9th inn. at PIT (9/6) for his 1st career PH homer, and in the process set the team MLB single-season PH-HR record (15). Was part of a three-home run barrage in the 9th inning in a Cardinals 9-7 comeback win.

## 2015

- Led the team with 84 RBI and 28 home runs; the 28 home runs were a career high and most by a left-handed hitting STL third baseman in franchise history and the most by a STL left-handed batter since Jim Edmonds in 2005 (29).
- Garnered votes for the Most Valuable Player Award by Baseball Writers of America (12th place finish).
- Led the National League and St. Louis in doubles (44) and led the team in runs (101, 5th).
- Collected 51 multi-hit games, T5th in the N.L.
- Had 7-straight multi-hit games 4/12-19 (.467, 14-30) and at least one in each game was an extra-base hit, the first since Milwaukee's Paul Molitor in 1991 to do so (also 7 games) and joins Ripper Collins in 1935 as the only Cardinal to accomplish the feat.
- Doubled in five-straight games from 4/13-4/18 (7 doubles).
- Led the club in walks (81, 8th), on-base pct. (.365, 14th) and a career-high slugging pct. (.505, 8th).
- Saw 4.22 pitches/plate appearance, 3rd in the N.L. and was 4th in the league in percentage of pitches taken (61.0).
- Led the Cardinals with 14 game-winning RBI, (T7th in NL).
- Hit .327 (36-110) w/ runners in scoring position (12th in NL).
- Hit five lead-off home runs, tying the club single-season record held by Lou Brock and Ray Lankford.
- In 80 games batting leadoff, hit .312 (98-314) with 22 HR to set a STL record, breaking Lou Brock's 1968 (21) mark.
- Played at second base for the first time since 2013 on 7/7 at CHI; made 9 starts and played 11 games at second.
- Started at first base on 8/27 for the first time since 2013, moved to 1st on two other occasions.
- Batted .293 with 22 hits vs. A.L. teams in 2015.
- Had a 12-game hit streak 4/12-25 (.423) and was named National League Player of the Week during that span (week of 4/13-19). Also had a 10-game hit streak 8/4-14 (.368).
- Missed four games due to extreme fatigue 5/7-10.
- Had his 1st career multi-HR game vs. Colorado (7/30) when he went 4-5 (2 HR, 2B) and scored 4 times.
- Was a triple shy of hitting for the cycle on 9/17 at Milwaukee.
- Named by MLB Player's Alumni Association as the Cardinals 2015 Heart and Hustle Award winner, an honor he's received 3-straight years; one player from each MLB team is chosen based on their passion, desire and work ethic on and off the field.

**2015 POSTSEASON:** Started and played all innings at third base during the four games of the Division Series vs. Chicago Cubs...hit leadoff home run in Division Series Game 2, the third in STL postseason history and first since 2000 (Vina, Game 3 DS at ATL)...had two hits in Division Series Game 4.

## 2014

- Played in a single-season high 158 games, 5th in the National League.
- Named to National League All-Star Team by manager selection, but did not play - his second-straight All-Star selection.
- Ranked among N.L. leaders in runs (99, 3rd), at-bats (595, 10th), on-base percentage (.375, 7th), singles (119, T9th) and plate appearances per walk (7.46, 3rd).
- Led the Cardinals with 162 hits (20th in N.L.) and 47 multi-hit games (T14th). Hit 33 doubles and recorded 43 extra-base hits.
- Led the National League with 4.37 pitches/plate appearance.
- Led the National League with 95 walks, which was also the highest single-season total by a Cardinals third baseman.
- Became the first Cardinals player to lead the N.L. in walks since Mark McGwire (1998), first Cardinals left-handed batter since Stan Musial (1953) and the first N.L. player with less than 10 HR to do so since Brett Butler (1991).
- Ranked T3rd in the N.L. with a single-season best nine sacrifice flies.
- Led the majors in percentage of pitches taken (66.9) and ranked 3rd in N.L. in fewest pct. of swings and misses (11.9).
- Batted .305 on the road, ranking 8th in the N.L.
- Hit two lead-off home runs: 6/18 vs. NYM (Colon) & 7/22 vs. TB (Odorizzi).
- Recorded a hit in 14 consecutive games, 5/18-6/1 (23-59, .390, 7-2B, 3B, 3 RBI), 2nd longest hitting streak on the team.
- Tallied a career-high 5 hits at KC (6/4).
- Prior to the season, agreed to a six-year contract extension with the team on March 8, with a club option for a 7th year.

**2014 POSTSEASON:** Started all nine postseason games at third base...hit four home runs during the postseason, T5th in Cardinals franchise history for a single postseason (6-Larry Walker and Albert Pujols in 2004, 5-David Freese and Pujols in 2011)...went 6-16 during the DS vs. Los Angeles including 3 doubles, 3 home runs and 7 RBI...had two hits in DS Game 1, a 6th-inning solo home and bases clearing double in the 7th for a 7-6 lead, both off Clayton Kershaw...hit game-tying 2-run homer in the 8th during DS Game 2 and solo HR in Game 3, becoming the 1st ever Cardinal to hit a home run in 3 consecutive games of a single postseason series...hit 4th HR of the postseason with a solo shot in the 3rd of LCS Game 2...all four home runs came from the leadoff spot, T3rd with Carl Crawford (LAD 2013) for the most all-time in a single postseason while hitting first in the order, trailing PHI Lenny Dykstra (6HR, 1993) and LAD Davey Lopes (5HR, 1978)...led off LCS Game 4 with a double, his 8th extra-base hit of the postseason and all coming while hitting leadoff, tying him with OAK Rickey Henderson ('89), PHI Lenny Dykstra ('93) and NYY Derek Jeter ('09) for the most extra-base hits in a single postseason by a leadoff hitter.

**2013**

- Played in 157 games, batting lead-off in 136.
- Moved to leadoff role on May 2 and remained there the rest of the season.
- Selected by vote of players to the National League All-Star team, his first selection; entered game at second base and was 0-for-2 at the plate.
- Led MLB in runs (126), hits (199), doubles (55), multi-hit games (63) and shared MLB lead with three-hit games (18).
- Ranked among NL leaders in batting (.318, 5th), on-base pct (.392, 7th), walks (72, T9th) extra base hits (73, 3rd), total bases (301, 3rd), triples (7, 7th), singles (126, 5th) and sacrifice flies (7, T5th).
- Honored with NL Louisville Silver Slugger at second base, awarded annually to the best offensive player at each position in each league, voted on by MLB managers and coaches.
- His 55 doubles broke the Cardinals franchise record for a left-handed batter (Stan Musial, 53 in 1953) and became 21st player in MLB history with 55 or more doubles. The 55 doubles also were the most by a Cardinals primary second baseman, eclipsing Rogers Hornsby's 46 in 1922 and most by a Cardinal since Albert Pujols' 51 in 2003 & '04.
- Batted .388 with runners in scoring position (45-for-116), ranking 4th in the NL.
- Saw 4.12 pitches per plate appearance, 7th in NL and 2nd among primary N.L. lead-off hitters.
- Led NL in home batting (.360), and MLB in runs (70) and hits (112) at home.
- His 112 hits at Busch Stadium set a new stadium record.
- Posted .279 batting average w/ two strikes, highest in the NL, while his 37 RBI w/ two strikes ranked 5th in the league.
- Ranked 7th in the NL with 35 two-out RBI.
- His 63 multi-hit games were most by a Cardinal since Albert Pujols (63) in 2003.
- Became first MLB player since Dustin Pedroia (2008) and sixth Cardinal all-time to collect 50 doubles, 115 runs, and 180 hits in a single-season, joining Albert Pujols (2003 & 2004), Stan Musial (1946 & 1953) and Joe Medwick (1936).
- His 69 RBI, 63 extra base hits, 110 runs, 178 hits and .486 slugging pct. led all Major League leadoff men.
- His 69 RBI from the leadoff position were the most by a Cardinals #1 batter since Lou Brock had 76 in 1967 and his 63 extra base hits were the most since Brock had 66 in 1968.
- His 110 runs from the No. 1 position ranked 2nd among Cardinals since 1974, trailing Vince Coleman (121 in 1987).
- Tallied 30 or more hits in May (37), June (38), August (35) and September (38).
- Put together career-best 18-game hitting streak (5/21-6/9), 2nd longest on the team and 6th longest in the NL.
- Set a Cardinals team record and tied an MLB record by getting hit by pitch three times in one game (6/4 vs. ARI).
- Was a part of two of the Cardinals three back-to-back HR instances (4/26 with Carlos Beltran vs. PIT & 6/6 with Shelby Miller vs. ARI).
- Turned 106 double plays, most by any N.L. middle infielder in 2013. Also played 42 games at 3B, two at 1B and two in RF.

**2013 POSTSEASON:** Started all 17 postseason games at second base...had a hit in 5 of 6 LCS games vs. Los Angeles...reached base three times (2 BB, 1B) in LCS Game 1 and tripled in Game 2 to lead off the 1st...had RBI-2B in LCS Game 4 win to drive in team's first run of the game; also scored on Matt Holliday's home run...his 11-pitch at-bat in the 3rd inning of LCS Game 6 led to a double, then scored the first run of the game; also had a sac fly...hit .296 (8-27) in the World Series vs. Boston with three multi-hit games...his sac fly in WS Game 2 in the top of the 7th tied game at 2...had two hits, scored both times during WS Game 3...singled twice and scored one of team's two runs in Game 4...had three hits in WS Game 6.

**2012**

- Spent his first full season in the majors with St. Louis where he excelled off the bench.
- Made 30 starts at 1B, 22 at 3B, 10 in RF, three in LF and two at 2B.
- Had 11 pinch-hit RBI (T2nd in NL), most by a St. Louis rookie since Joe Frazier (15, 1954, team record).
- Was 8-for-31 (.258) as pinch hitter, 11 RBI and 5 doubles.
- Topped NL rookies with a .365 on-base pct., finished 4th in batting avg. (.294), T4th in triples (5), 5th with 34 walks, 6th in slugging (.463), 7th in doubles (22), 8th in RBI (46), T8th with 44 runs scored, T9th with 33 extra-base hits and 10th with 87 hits.
- Finished with 7 sacrifice flies, the most by Cardinals rookie since Albert Pujols (7 in 2001).
- Ranked 3rd in MLB with .268 BA (44-164) when batting with two strikes.
- Injured his right oblique (5/22) and placed on the 15-day disabled list (5/23-6/22), missing 27 games. Played in six rehab games between Springfield (AA) and Memphis (AAA), going 4-17 (.235) with a home run and three RBI.
- Recorded first career MLB stolen base vs. LAD (7/24).
- Hit a home run snapping a 6-6 tie in 4th inn. at CHI (7/27) and was GWRBI; had six GW-RBI.
- His season high hit streak occurred in September, hitting in 12-straight from 9/12-9/24 (17-42, .405, 3B, HR, 5 RBI).

**2012 POSTSEASON:** Had five pinch at-bats during the postseason...picked up an RBI, infield pinch-hit during the Wild Card game at Atlanta...came off the bench to play RF in Game 3 of the LCS vs. San Francisco (Beltran injury) and hit 2-run HR in the 3rd to give Cards lead/win....made his first postseason start in Game 4 of the LCS, starting at first - walked twice, doubled and scored twice...started Game 6 in SF at first base (Holliday injury), reached base twice with single and walk.

**2011**

- Made his Major League debut starting at third base vs. CHI (6/4) and recorded his first Major League hit, a two-out double, off Kerry Wood in the bottom of the 9th.
- Began the season in Memphis (AAA) after a solid spring training in which he batted .333 (17-51) in 21 games.
- Purchased from Memphis on 6/3 and optioned back to Memphis following the game in Washington on 6/14.
- Started four of seven games played with STL, all at third base and was flawless in 13 total chances.

- Led the Pacific Coast League and all of Triple-A with 84 walks (8th in Minor League Baseball).
- Ranked 4th in the PCL in on-base pct. (.417).
- Ranked among Cardinals minor leaguers in batting .300 (9th), on-base percentage (.417, 1st), runs (61, 10th), hits (130, 5th), doubles (29, 3rd) and RBI (70, T5th).
- Reached base safely in 27 consecutive games from 5/5-6/2, batting .300 (27-90) with an on-base pct. of .441 during run.

## MINOR LEAGUE HIGHLIGHTS

- Named Cardinals 2010 Minor League Player of the Year, batting .309 with 13 home runs, 69 RBI and 31 doubles.
- Led all Cardinals minor leaguers with 93 runs, 153 hits and a .418 on-base percentage.
- Selected as a reserve to the North Squad in the Texas League All-Star game; went 0-for-2, playing four innings at third base.
- Named to the Texas League Post-Season All-Star team as the designated hitter.
- Honored as the Texas League Player-of-the-Week twice (7/19-25 and 8/2-8).
- Posted the fifth longest on-base streak in the Texas League reaching in 26 consecutive games (7/30-8/25).
- Led Texas League third basemen with a .973 fielding percentage (8 E, 293 TC), including assists (222), total chances (293) and games played at third base (104).
- Was the highest promoted player from the Cardinals 2009 draft class.
- Recorded a hit first professional game, 6/19 vs. Auburn.
- Hit first professional home run off Tim Stronach vs. St. Lucie (8/29), a two-run shot.

## BACKGROUND/PERSONAL

- Graduated from Elkins High School in Prosper, Texas.
- Led Elkins High School to the USA Today Prep National Championship in 2002. Was a 2004 second team all-American and graduated as the school's all-time leader in hits.
- Played college ball at Texas Christian University and left as the TCU career leader in games (241) and at-bats (843) and was a 3-time Mountain West Conference selection.
- Hit two homers in 2009 Austin Super Regional vs. No. 4 Texas.
- Named by the MLBPA as the Cardinals Heart and Hustle Award winner in 2013, 2014 and 2015, given to players who demonstrate a passion for the game and best embodies the values, spirit and tradition of the game.
- Serves on the MLB player advisory board for the Taylor Hooton Foundation, dedicated to educating young people about the dangers of performance enhancing drugs.
- His father, Rick, the baseball coach at Prosper (TX) High School, was named Coach of the Year by the National Federation of State High School Associations (NFHS) in 2014 and had Elkins High School baseball field named after him in 2015.
- His brother, Tyler, played college baseball at UT-San Antonio and two years in the Mets organization.
- With the assistance of teammate Adam Wainwright in 2018, began producing and sharing his lucky homemade salsa that was made from ingredients from his home garden... teamed with Schnucks markets to sell his homemade secret recipe, "Bueño Mojo Salsa," and donated a portion of the proceeds to Cardinals Care...sold "It's Gotta Be The Salsa" t-shirts to raise money for SSM Health Cardinal Glennon Children's Hospital.
- In 2019, Matt Carpenter Field was dedicated in his honor at the Pagedale Family Resource Center in Pagedale, Missouri. Marked the 24th field dedicated by Cardinals Care since its inception in 1997.
- Matt is one of a select few players who do not wear batting gloves.
- He and his wife, Mackenzie, and their daughter, Kinley and son Kannon, reside in Glen Rose, Texas.





# BRETT CECIL

# 27

HEIGHT	WEIGHT	BATS/THROWS	BIRTH DATE	ML SERVICE
6-2	200	R/L	7/2/1986	9.152

**FULL NAME:** Brett Aarion Cecil

**BORN:** Annapolis, Maryland

**OPENING DAY AGE:** 33 (Turns 34 on July 2)

**BECAME CARDINAL:** Signed as a free agent, November 21, 2016

**CONTRACT STATUS:** Signed through 2020

**MLB DEBUT:** May 5, 2009 vs. Cleveland

## PITCHER



## COMPLETE RECORD

Year Team	W-L	ERA	G	GS	CG	GF	SHO	SV	IP	H	R	ER	HR	HBP	BB	IBB	SO	WP	BK	BA
2007 Auburn	1-0	1.27	14	13	0	0	0	0	49.2	36	10	7	1	3	11	0	56	0	0	.197
2008 Dunedin	0-0	1.74	4	4	0	0	0	0	10.1	6	2	2	1	0	2	0	11	0	0	.167
New Hampshire	6-2	2.55	18	18	0	0	0	0	77.2	66	24	22	4	5	23	0	87	2	0	.227
Syracuse	2-3	4.11	6	6	0	0	0	0	30.2	28	17	14	1	0	16	0	31	2	0	.237
2009 Las Vegas	1-5	5.69	9	9	1	0	0	0	49.0	53	37	31	2	3	19	0	32	1	0	.273
Toronto	7-4	5.30	18	17	0	1	0	0	93.1	116	59	55	17	5	38	0	69	0	0	.308
2010 Las Vegas	2-0	2.45	2	2	0	0	0	0	11.0	13	4	3	0	0	2	0	11	1	0	.302
Toronto	15-7	4.22	28	28	0	0	0	0	172.2	175	87	81	18	1	54	2	117	7	1	.264
2011 Las Vegas	8-2	5.26	12	12	2	0	1	0	78.2	89	51	46	15	0	24	0	63	1	0	.283
Toronto	4-11	4.73	20	20	2	0	1	0	123.2	122	68	65	22	6	42	1	87	1	0	.256
2012 New Hampshire	3-2	3.88	9	9	0	0	0	0	42.2	44	18	16	2	2	14	0	34	1	0	.267
Las Vegas	1-2	2.50	6	6	0	0	0	0	39.2	36	11	11	1	1	7	0	33	2	0	.248
Toronto	2-4	5.72	21	9	0	2	0	0	61.1	70	40	39	11	3	23	0	51	0	0	.294
2013 Toronto	5-1	2.82	60	0	0	12	0	1	60.2	44	20	19	4	3	23	3	70	5	1	.201
2014 Buffalo#	1-0	4.50	2	0	0	0	0	0	2.0	2	1	1	1	0	0	0	1	0	0	.286
Toronto	2-3	2.70	66	0	0	17	0	5	53.1	46	16	16	2	1	27	4	76	1	0	.227
2015 Toronto	5-5	2.48	63	0	0	24	0	5	54.1	39	17	15	4	2	13	3	70	4	0	.197
2016 Dunedin#	0-0	4.50	2	0	0	1	0	0	2.0	2	1	1	0	0	0	0	4	0	0	.250
Buffalo#	0-0	0.00	2	0	0	0	0	0	2.0	1	0	0	0	0	0	0	0	0	0	.167
Toronto	1-7	3.93	54	0	0	8	0	0	36.2	39	17	16	6	2	8	0	45	0	0	.269
2017 ST. LOUIS	2-4	3.88	73	0	0	12	0	1	67.1	67	31	29	7	0	16	3	66	3	0	.262
2018 ST. LOUIS	1-1	6.89	40	0	0	7	0	0	32.2	39	27	25	5	0	25	5	19	1	0	.302
Memphis#	0-0	0.00	5	0	0	0	0	0	5.0	3	0	0	0	0	1	0	2	0	1	.000
Springfield#	0-0	0.00	1	0	0	0	0	0	1.0	1	0	0	0	0	0	0	1	0	0	.000
2019 ST. LOUIS	INJURED -- DID NOT PLAY																			
<b>MINOR TOTALS</b>	<b>25-16</b>	<b>3.45</b>	<b>92</b>	<b>79</b>	<b>3</b>	<b>1</b>	<b>1</b>	<b>0</b>	<b>401.1</b>	<b>380</b>	<b>176</b>	<b>154</b>	<b>28</b>	<b>14</b>	<b>119</b>	<b>0</b>	<b>366</b>	<b>10</b>	<b>1</b>	<b>.248</b>
<b>MAJOR TOTALS</b>	<b>44-47</b>	<b>4.29</b>	<b>443</b>	<b>74</b>	<b>2</b>	<b>83</b>	<b>1</b>	<b>12</b>	<b>756.0</b>	<b>757</b>	<b>382</b>	<b>360</b>	<b>96</b>	<b>23</b>	<b>269</b>	<b>21</b>	<b>670</b>	<b>22</b>	<b>2</b>	<b>.261</b>

\* Led League

+ Tied for League Lead

# Injury Rehabilitation Assignment

**Note:** Major League Uniform Numbers Worn: 27 (2009-present), 21 (2017), 27 (2017-19).



## WILD CARD RECORD

Year	Team	W-L	ERA	G	GS	CG	GF	SHO	SV	IP	H	R	ER	HR	HBP	BB	IBB	SO	WP	BK	BA
2016	TOR vs. BAL	0-0	0.00	1	0	0	0	0	0	0.1	0	0	0	0	0	1	0	0	0	0	.000

## DIVISION SERIES RECORD

Year	Team	W-L	ERA	G	GS	CG	GF	SHO	SV	IP	H	R	ER	HR	HBP	BB	IBB	SO	WP	BK	BA
2015	TOR vs. TEX	0-0	0.00	2	0	0	0	0	0	2.0	1	0	0	0	0	1	0	2	0	0	.200
2016	TOR vs. TEX	0-0	0.00	2	0	0	0	0	0	0.1	0	0	0	0	0	1	0	0	0	0	.000
D.S. TOTALS		0-0	0.00	4	0	0	0	0	0	2.1	1	0	0	0	0	2	0	2	0	0	.167

## LEAGUE CHAMPIONSHIP SERIES RECORD

Year	Team	W-L	ERA	G	GS	CG	GF	SHO	SV	IP	H	R	ER	HR	HBP	BB	IBB	SO	WP	BK	BA
2016	TOR vs. CLE	0-0	0.00	3	0	0	0	0	0	3.1	0	0	0	0	0	1	0	4	0	0	.000

## ALL-STAR GAME RECORD

Year	Team	W-L	ERA	G	GS	CG	GF	SHO	SV	IP	H	R	ER	HR	HBP	BB	IBB	SO	WP	BK	BA
2013	American	0-0	0.00	1	0	0	0	0	0	0.1	0	0	0	0	0	0	0	1	0	0	.000

## REGULAR SEASON FIELDING RECORD

Position	PCT	G	PO	A	E	TC	DP
Pitcher	.931	443	11	83	7	101	3

## REGULAR SEASON BATTING RECORD

Year	Team	AVG	G	AB	R	H	2B	3B	HR	RBI	SH	SF	HBP	BB	IBB	SO	SB	CS	GDP	SLG	OBP	E
2018	ST. LOUIS	.000	40	0	0	0	0	0	0	0	0	0	0	0	0	0	0	0	0	.000	.000	1
MAJOR TOTALS		.000	443	7	0	0	0	0	0	0	0	0	0	0	0	6	0	0	0	.000	.000	7

### CAREER HIGHS

**Most IP (Starter):** 9.0, 7/24/11 at Texas  
**Most IP (Relief):** 3.0, twice. Last: 9/19/17 at Cincinnati  
**Most Strikeouts (Starter):** 10, 5/3/10 at Cleveland  
**Most Strikeouts (Relief):** 4, four times. Last: 9/19/17 at Cincinnati  
**Most Walks (Starter):** 6, 7/2/10 at New York Yankees  
**Most Walks (Relief):** 3, 6/10/18 at Cincinnati  
**Most Runs Allowed (Starter):** 8, 3x. Last: 6/28/12 vs. L.A. Angels  
**Most Runs Allowed (Relief):** 4, 7 times. Last: 8/11/17 vs. Atlanta  
**Most Hits Allowed (Starter):** 11, twice. Last: 9/24/10 vs. Baltimore  
**Most Hits Allowed (Relief):** 4, three times. Last: 7/22/18 at Chicago Cubs  
**Most HRs Allowed:** 5, 5/20/09 at Boston  
**Longest Winning Streak:** 5 games, 5/19/10-6/10/10  
**Longest Losing Streak:** 7 games, 8/9-9/25/11  
**Longest Scoreless Streak:** 26.0 IP, 6/24-9/19/15  
**Complete Games:** 2. Last: 7/24/11 at Texas (9.0 IP)  
**Low-Hit Complete Game:** 4, 7/24/11 at Texas  
**Shutouts:** 1. Last: 7/24/11 at Texas  
**10+ Strikeout Games:** 1, 5/3/10 at Cleveland (10)  
**Last Start:** 8/3/12 at Oakland

### CAREER TRANSACTIONS

- Selected by the Toronto Blue Jays in the supplemental first round (38th overall) of the June, 2007 First-Year Player Draft.
- On Toronto disabled list (left elbow discomfort), September 13 - end of season, 2013.
- On Toronto disabled list (left groin strain), June 19 - July 3, 2014; included injury rehabilitation assignment to Buffalo (AAA).
- On Toronto disabled list (torn left lat muscle), May 15 - June 29, 2016; included injury rehabilitation assignments to Dunedin (A) and Buffalo (AAA).
- Signed by St. Louis Cardinals as a free agent to a four-year contract through 2020, November 21, 2016.
- On St. Louis disabled list (left shoulder strain), March 30 - May 10, 2018; included injury rehabilitation assignments to Memphis (AAA) and Springfield (AA).
- On St. Louis disabled list (right foot inflammation), July 23 - August 14, 2018; included injury rehabilitation assignment to Memphis (AAA).
- On St. Louis disabled list (Carpal tunnel syndrome, left hand), March 25, 2019 - end of season.

### CAREER NOTES

- Spent the entire 2019 season on the Injured List with Carpal tunnel syndrome in his left hand. Did not appear in any minor league rehabilitation games.
- Former 1st round pick signed a four-year contract with the Cardinals before the 2016 season, his first organization other than the Toronto Blue Jays.
- The 2017 season marked his first appearance at Busch Stadium through his first eight Major League years.
- Selected to the 2013 Major League Baseball All-Star Game in New York representing the American League.
- Since 2013, ranks 14th among MLB left-handed relief pitchers in both appearances (356) and 13th in strikeouts (346).
- Is one of 16 MLB pitchers with at least 40 wins and 10 saves since 2009, joining teammates Carlos Martínez (58 W, 31 SV) and Andrew Miller (43 W, 59 SV).
- Converted from a starting pitcher to a relief pitcher in 2012, making his last start on 8/3/12 at Oakland.
- Was 28-26 with a 4.77 ERA in 74 games as a starting pitcher and is 16-21 with a 3.61 ERA and 12 saves in 369 relief app.
- Ranks T2nd in Toronto Blue Jays history for longest scoreless streak by a relief pitcher (26.0 IP) and most consecutive batters retired (25). Did not allow an earned run in his last 37 appearances to close out 2015.
- Struck out a batter in 14 consecutive relief appearances from 2014-15, tying Brian Tallet for the longest mark by a left-handed Blue Jays relief pitcher, one game shy of the club record by Paul Spoljaric who had 15 straight in 1999.

### 2019

- Missed the entire season with Carpal tunnel syndrome in his left hand. Did not appear in any professional games including minor league rehabilitation games.

### 2018

- Appeared in 40 games, his lowest total since becoming a full-time relief pitcher in 2013.
- Pitched one-third of an inning on Opening Day at NYM (3/29) and was placed on the 10-day disabled list 3/30 (left shoulder strain).
- Missed 55 games during two stints on the disabled list (3/30-5/10, left shoulder strain & 7/23-8/14, right foot inflammation).

### AWARDS & HONORS

**American League All-Star**  
2013: Toronto

**Pacific Coast League Pitcher of the Week**  
2011: Las Vegas (AAA) - June 13-19

**Eastern League Pitcher of the Week**  
2008: New Hampshire (AA) - July 21-28

**Eastern League Mid-Season All-Star**  
2008: New Hampshire (AA)

**Baseball America Short Season All-Star**  
2007: Auburn (Rookie)

**New York-Penn League Championship**  
2007: Auburn (Rookie)

### CAREER MILESTONES

**Major League Debut**  
May 5, 2009 vs. Cleveland

**First Major League Start**  
May 5, 2009 vs. Cleveland

**First Major League Win**  
May 10, 2010 at Oakland

**First Major League Save**  
July 31, 2013 at Oakland

**First Major League Strikeout**  
May 5, 2009 vs. Cleveland  
(1st inning, Grady Sizemore, looking)

- Pitched on consecutive days eight times and was not scored upon in the second game each time (8 app./5.2 IP).
- Made four appearances of four outs or more with a season-high 2.0 IP twice (6/10 at CIN & 6/15 vs. CHI) in consecutive appearances.

## 2018 CONTINUED...

- Had best month in June registering a 2.25 ERA (12.0 IP/3 ER) in 10 appearances, single-month highs in IP and app.
- Surrendered two home runs to left-handed batters (8/31 vs. CIN, Scott Schebler & 9/25 vs. MIL, Christian Yelich). He had gone from 5/12/17 to 8/31/18 without allowing a home run to a left-handed batter (last: Tommy La Stella, CHI, 5/12/17).
- Has not allowed a run in six appearances vs. LAD since being acquired by the Cardinals (5.1 IP, 3 H); joins Jake Diekman and David Hernandez as the only three MLB pitchers with six or more app. vs. LAD in the last two years without allowing a run.
- Stranded the go-ahead run in the 8th inn. on 8/20 at LAD., retiring Cody Bellinger and stranding two inherited runners.
- Stranded 19-of-26 inherited runners in 2018.
- Went six consecutive road appearances without allowing a run (6/20-7/10) covering 6.1 innings.
- Made six injury rehabilitation appearances between Memphis (AAA) and Springfield (AA) throwing 6.0 scoreless innings allowing four hits.

## 2017

- Made a career-high 73 appearances in his first season in a Cardinals uniform, ranking T6th in the National League and T8th most by a Cardinals left-hander in a single season.
- Posted a positive reverse split, holding RH batters to a .208 opp. BA, ranking 6th among all N.L. left-handed pitchers (min. 100 batters faced).
- Ranked 9th among N.L. relief pitchers with a 2.14 BB/9 IP and 12th with a 4.13 K:BB ratio.
- Posted a season-high streak of 15.2 scoreless innings (6/13-7/14), spanning 15 appearances.
- Pitched on consecutive days 19 times with one stretch of three straight days (8/18-20 at PIT).
- Made four appearances of 2.0 IP or more with a season-high 3.0 IP twice, both at CIN (8/6, W & 9/19, ND).
- Recorded his first save as a member of the Cardinals (7/17 at NYM), his 12th career save.
- Struck out a season-high four batters twice (8/3 at MIL & 9/19 at CIN).
- Made his 400th career relief appearance at PIT (9/24) and ended the season as one of 16 active left-handed pitchers with 400 or more appearances.
- Walked just one batter over his final 16 appearances (18.0 IP).
- Suffered six blown saves, a single-season high and T4th in the N.L.
- Did not allow a run against an N.L. West opponent over 13 appearances (10.2 IP).
- Set his single-season high of seven home runs allowed as a relief pitcher.

## 40 WINS AND 10 SAVES (SINCE 2009)

Pitcher	Wins	Saves
Chris Sale	109	12
Ian Kennedy	96	30
C.J. Wilson	87	14
Bud Norris	67	47
Wade Davis	63	137
<b>Carlos Martínez</b>	<b>58</b>	<b>31</b>
Tommy Hunter	56	21
Wily Peralta	50	16
Daniel Hudson	49	17
David Robertson	49	137
Tyler Clippard	49	68
Alfredo Simon	47	19
Brandon Morrow	45	30
<b>Brett Cecil</b>	<b>44</b>	<b>12</b>
<b>Andrew Miller</b>	<b>43</b>	<b>59</b>
Joe Smith	41	30

## 2016

- Appeared in 54 games, his lowest total since becoming a full-time relief pitcher, in his eighth season with Toronto.
- Averaged 11.05 strikeouts/9 IP, his fourth consecutive season averaging over 10.0 strikeouts/9 IP.
- Held left-handed batters to a .258 BA (17-66) with just three extra bases.
- Made 18 appearances of one out or less, 14 of them scoreless.
- Tied the Major League record for losses by a relief pitcher in the month of April with five (Brett Oberholtzer, 2014, HOU), over 13 appearances; the mark tied a Blue Jays franchise five record for losses in the month of April and the most by a Blue Jays reliever (Dave Lemanczyk 1978, 5 GS & Josh Towers 2006, 5 GS).
- Was on Paternity Leave (5/9-5/11) to accompany his wife Jennifer for the birth of their daughter, Braelynn.
- Placed on the 15-day disabled list with a torn left lat muscle (5/15-6/29), missing 42 games. Made rehabilitation appearances in Dunedin (High-A) and Buffalo (AAA).
- Did not allow a run from 8/24-9/28 covering 15 appearances (9.1 IP) allowing just six hits (0 H & 0 BB in his last 6 app.).

**2016 POSTSEASON:** Appeared in six games during the 2016 postseason and did not allow a run or a hit in 4.0 innings pitched...appeared in the A.L. Wild Card game vs. Baltimore (0.1 IP)...made two appearances for one out in the ALDS vs. Texas and threw 3.1 innings with four strikeouts vs. Cleveland in the ALCS...earned a Hold in Game 4 (10/18) of the ALCS vs. CLE retiring all three batters faced with strikeouts of Rajai Davis and Coco Crisp in a 5-1 Blue Jays win...extended his postseason scoreless streak to 6.1 innings dating back to 2015 (9 appearances).

## 2015

- Appeared in 63 games for the Blue Jays, the second highest game total in his career.
- Struck out 70 batters for a third consecutive season.
- Ranked 10th in the American League in opponent BA (.197).

- Tied a career-high in relief wins with five (2013).
- Did not allow an earned run from June 24 through the end of the season, a span of 37 straight appearances, covering 31.2 innings (allowed just two unearned runs)
- Had a 26.0 innings scoreless streak (6/24-9/19) snapped vs. BOS (9/20) in the 8th inning; the scoreless innings streak was tied for the second longest by a Blue Jays reliever with Scott Downs, two outs shy of Tom Henke's franchise record (26.2).
- Recorded a 1.69 ERA on the road over 30 appearances (26.2 IP).
- Had a 22.1 inning scoreless streak broken on 4/17 vs. ATL, dating back to 8/15/14 covering 25 appearances.
- Also had a strikeout relief appearance streak broken of 14 games dating back to 8/31/14 in the 4/17 game vs. ATL.
- Posted a SO/BB ratio of 32.0 over his last 27 appearances (32 K/1 BB).

**2015 POSTSEASON:** Made two scoreless relief appearances in the 2015 ALDS vs. Texas...was his first career appearance in the postseason...threw a scoreless inning vs. TEX in Game 1 and Game 2...suffered a torn left calf muscle during a rundown with the Rangers' Mike Napoli during a pick-off attempt...did not play in the ALCS.

## 2014

- Made a then career-high 66 appearances for the Blue Jays
- Fifty-seven of his 66 appearances were scoreless
- Struck out a batter in 51 of 66 appearances.
- Led all Blue Jays relievers with 76 strikeouts & 2.70 ERA.
- Ranked 7th among American League relievers with 12.83 K/9 IP.
- Held opposing batters to a career-low two home runs against 234 total batters faced.
- Earned his second career save recording the final out after Mark Buerhle threw 8.2 scoreless innings at TAM (4/2).
- Missed 14 games from 6/19-7/3 on the 15-day disabled list with a left groin strain, included a rehabilitation assignment to Buffalo (AAA).
- Finished the season on a 19.2 inning scoreless streak covering 21 appearances, the longest active streak in the American League to end the season (3rd MLB); had an 0.97 WHIP during the stretch allowing 12 hits and seven walks with 33 strikeouts (15.1 K/9 IP).

## 2013

- Pitched his first full season in relief making a then-career high 60 appearances.
- Named to the 2013 All-Star Game for the American League. Pitched to one batter and struck out Domonic Brown.
- Recorded a streak of retiring 25 straight batters from 5/31-6/17 over seven appearances, T2nd-longest in Blue Jays history and T1st by a reliever (Casey Janssen); the streak was stopped on a intentional walk to Michael Cuddyer vs. COL (6/17)

- Had a no-hit streak from 5/31-6/21, a period of 11.2 innings...held opponents scoreless in 48 of 60 appearances...
- Had a 20.0 inning scoreless streak from 5/12-6/21 covering 17 appearances, the longest streak by a Toronto reliever in 2013.
- Finished the season on the disabled list with left elbow discomfort after his 9/12 appearance; was placed on the 15-day D.L. (9/13) and transferred to the 60-day D.L. (9/26).

## 2012

- Began the season in New Hampshire (AA) making nine starts before promotions to Las Vegas (AAA) and then Toronto in June.
- Was 4-4 with a 2.95 ERA in 15 minor league starts.
- Made 21 appearances with nine starts for the Blue Jays.
- Limited left-handed batters to a .214 opponent BA.
- Did not allow a home run as a relief pitcher (53 TBF).
- Made three relief appearances of 2.0 innings.

## 2011

- Began the season on the Major League roster, but was optioned to Las Vegas (AAA) on 4/21 and recalled for the rest of the season on 6/28.
- Ranked T8th among American League pitchers with one shutout.
- Threw his first MLB complete game at BOS (7/5) tossing 8.0 innings allowing three runs (2 ER) in a 3-2 loss at Fenway Park.
- Two starts later, threw his first career shutout, a four-hitter with seven strikeouts at TEX (7/24) in a 3-0 win.
- Struck out a season-high nine batters over 7.2 innings vs. BAL (9/9) allowing two runs (1 ER) in a 2-0 loss.
- Lost his last seven decisions (8/9-9/25) covering nine starts (0-7, 5.23 ERA), including three quality starts, while receiving a total of 12 runs of support during the nine starts
- Was 8-2 with a 5.26 ERA in Las Vegas tossing two 9.0-inning complete games including a four-hit shutout vs. Colorado Spring (6/13).
- Named Pacific Coast League Pitcher of the Week (6/13-20).

## 2010

- Led the Blue Jays with 15 wins despite starting the season in Las Vegas (AAA).
- Recalled from Las Vegas on April 23 and remained with the Blue Jays the remainder of the season.
- Ranked T10th in the American League with 15 wins and 8th in winning percentage (.682, 15-7)...struck out a career-high 10 batters over 8.0 innings at CLE (5/3) after carrying a perfect game into the 7th inning before a walk to Grady Sizemore broke the perfect game and a single by Jhonny Peralta broke the no-hitter.
- Won five straight starts from 5/19-6/10 posting a 1.49 ERA covering 36.1 innings during the span, allowing just one home run.

- Was 11-2 with a 3.47 ERA in 15 starts against the A.L. East, second only to Jon Lester (12) in wins against the division.
- Was 4-0 against the Yankees marking the first Blue Jays pitcher to win at least four games without a loss against the Yankees in franchise history (Roy Halladay, 5-1, 2008) and the 11th pitcher since divisional play began in 1969 to go 4-0 against the Yankees in a single season.

## 2009

- Began the season in Las Vegas (AAA) but was purchased by Toronto on May 1, becoming the first player from the Blue Jays 2007 draft class to reach the Major Leagues.
- Appeared in 18 games (17 starts) for the Blue Jays, making eight starts of 6.0 innings or more with seven quality.
- Made MLB debut vs. CLE (5/5) firing 6.0 innings allowing two runs (1 ER) on six hits with no walks, three hit batsmen and six strikeouts in a no-decision the Blue Jays won 10-6.
- Fanned Grady Sizemore looking in his first career Major League hitter faced.
- Earned his first MLB win at OAK (5/10) with 8.0 scoreless innings of five-hit ball with six strikeouts.

## MINOR LEAGUE HIGHLIGHTS

- In 2009, threw a complete game in Las Vegas at Reno (6/15), tossing 8.0 innings compiling 113 pitches in a 5-1 loss.
- Rated as the No. 2 prospect and having the "Best Slider" in the 2008 Blue Jays organization by Baseball America.
- Was 1-0 with an 0.75 ERA in two starts covering 12.0 innings in the 2007 New York-Penn League playoffs helping the Doubledays to the league championship.
- Led all NY-Penn League pitchers with 13 postseason strikeouts and earned the win in the championship-clinching game (9/14/07) vs. Brooklyn.

## BACKGROUND/PERSONAL

- Played college baseball at the University of Maryland where he was a Criminal Justice major.
- Left the school as the Terrapins single-season (13) and career saves (23) leader and single-season appearance leader (30)
- Ranked 12th in NCAA Division 1 his sophomore season with 13 saves
- Played high school baseball at DeMatha (MD) High School .
- Named NHBSCA and Louisville Slugger Player of the Year in the State of Maryland in 2004.
- Compiled a 13-1 record with a 1.75 ERA and 134 strikeouts in 89.1 innings over his junior and senior season.
- Has three children: Bryton, Branson and Braelynn.
- Resides in Jupiter, Florida.







# NABIL CRISMATT

# 74

HEIGHT	WEIGHT	BATS/THROWS	BIRTH DATE	ML SERVICE
6-1	220	R/R	12/25/1994	0.000

**FULL NAME:** Nabil Antonio Crismatt

**BORN:** Barranquilla, Colombia

**OPENING DAY AGE:** 25

**BECAME CARDINAL:** Signed by the Cardinals as a minor league free agent, November 20, 2019

**CONTRACT STATUS:** Signed through 2020

**PITCHER (NON-ROSTER)**



## COMPLETE RECORD

Year	Team	W-L	ERA	G	GS	CG	GF	SHO	SV	IP	H	R	ER	HR	HBP	BB	IBB	SO	WP	BK	BA
2012	DSL Mets 1	3-0	3.00	13	0	0	5	0	0	18.0	14	6	6	0	3	5	1	17	2	0	.215
	DSL Mets 2	1-0	7.36	6	0	0	1	0	0	7.1	7	6	6	1	3	3	0	6	1	1	.318
2013	DSL Mets 2	4-2	1.33	24	0	0	16	0	8	40.2	23	8	6	0	5	13	0	46	2	0	.174
2014	GCL Mets	1-1	2.25	19	0	0	8	0	2	28.0	15	8	7	1	0	10	0	33	0	1	.161
2015	Kingsport	6-1	2.90	12	8	0	3	0	0	62.0	52	23	20	6	5	12	0	63	3	1	.223
2016	Binghamton	0-1	1.50	1	1	0	0	0	0	6.0	5	1	1	1	0	1	0	7	0	0	.227
	Columbia	1-2	1.88	4	3	0	1	0	0	28.2	20	8	6	1	2	2	0	32	1	0	.192
	Brooklyn	0-1	3.19	8	3	0	2	0	1	31.0	26	11	11	4	0	4	0	35	5	0	.218
2017	St. Lucie	6-13	3.95	26	25	1	1	0	0	145.2	161	82	64	17	12	36	3	*142	5	0	.278
2018	Las Vegas	3-4	8.84	9	9	0	0	0	0	38.2	61	40	38	8	4	19	0	35	0	1	.365
	Binghamton	8-6	3.59	18	18	1	0	0	0	105.1	95	49	42	8	7	37	0	105	6	1	.243
2019	Tacoma	0-5	9.06	13	8	0	1	0	0	46.2	67	51	47	15	1	21	0	68	0	0	.324
	Arkansas	4-5	1.94	14	13	*2	0	*1	0	83.2	57	22	18	6	3	11	0	89	11	0	.186
<b>MINOR TOTALS</b>		<b>37-41</b>	<b>3.82</b>	<b>167</b>	<b>88</b>	<b>4</b>	<b>38</b>	<b>1</b>	<b>11</b>	<b>641.2</b>	<b>603</b>	<b>315</b>	<b>272</b>	<b>68</b>	<b>45</b>	<b>174</b>	<b>4</b>	<b>678</b>	<b>36</b>	<b>5</b>	<b>.247</b>

\*Led League

## WORLD BASEBALL CLASSIC RECORD

Year	Team	W-L	ERA	G	GS	CG	GF	SHO	SV	IP	H	R	ER	HR	HBP	BB	IBB	SO	WP	BK	BA
2017	Colombia	0-0	6.00	1	1	0	0	0	0	3.0	3	3	2	0	0	1	0	1	1	0	.231

## CAREER TRANSACTIONS

- Signed by the New York Mets as an international free agent, August 3, 2011.
- Signed by the Seattle Mariners as a minor league free agent, December 3, 2018.
- Signed by the St. Louis Cardinals as a minor league free agent, November 20, 2019.

## CAREER NOTES

- Pitched for Team Colombia in the 2017 World Baseball Classic making one start against the Dominican Republic.
- Posted seven double-digit strikeout games over his career with all seven coming in the past four seasons. His career-high was 14 vs. Northwest Arkansas in 2019.

## 2019

- Named a Texas League Mid-Season All-Star. Threw a scoreless inning (2nd) with a walk and two strikeouts for the North squad.
- Led the Texas League with two complete games and one shutout.
- Struck out a career-high 14 batters in a 9.0-inning (95 pitches) shutout vs. Northwest Arkansas (7/10) earning Texas League Pitcher of the Week.
- Had two starts of double-digit strikeouts, tied with Dustin May (Tulsa) for the most by a Texas League pitcher with 14 and the 3rd-most with a 13-strikeout effort vs. Tulsa (5/9) needing only 77 pitches.
- Surpassed 100 pitches only once during the regular season in a 7.0-inning effort at Tulsa (6/7).

## 2018

- Combined for 27 starts between Binghamton (AA) and Las Vegas (AAA), going 11-10 with a 5.00 ERA and 140 strikeouts in 144.0 innings.
- Named an Eastern League Mid-Season All-Star.
- Led all Mets minor league pitchers with 11 wins and ranked in the Top 5 in games started (27, 2nd), innings pitched (144.0, 3rd) and strikeouts (140, 4th).
- Hurlled two scoreless starts of 6.0 innings or more and another three in which he allowed just one unearned run.
- Threw 11 quality starts and had 12 games in which he threw 6.0 innings or more with a season-high 8.0 innings at Trenton (6/21).

## 2017

- Posted career-highs in strikeouts (142) and innings pitched (145.2) pitching the entire season for St. Lucie (A) in the Florida State League.
- Led the Florida State League with 142 strikeouts. Ranked among the league leaders in ERA (3.95, 10th), innings pitched (145.2, 3rd), games started (25, 4th), opponent BA (.278, 9th) and WHIP (1.35, 8th).
- Struck out a season-high 13 batters in his lone complete game effort of the season coming vs. Jupiter (6/13). Threw 102 pitches in a 3-2 loss.
- Posted two double-digit strikeout games with 13 vs. Jupiter and 11 vs. Dunedin (5/19).
- Pitched for Team Colombia in the 2017 World Baseball Classic making one start against the Dominican Republic (3/12). Received a no decision in a game Colombia lost 10-3 in 11 innings.

## 2016

- Pitched for three different teams climbing the Mets organizational ladder at Brooklyn (A), Columbia (A) and Binghamton (AA) combining for a 1-4 record with a 2.47 ERA over 65.2 innings with 74 strikeouts.
- Posted three double-digit strikeout games out of his eight starts with a season-high 11 vs. Aberdeen (7/23).
- Made seven starts and six relief appearances posting an 0.88 WHIP.

## AWARDS & HONORS

**Texas League Mid-Season All-Star**  
2019: Arkansas (AA)

**Eastern League Mid-Season All-Star**  
2018: Binghamton (AA)

**Texas League Pitcher of the Week**  
2019: Arkansas (AA) - July 8 - 14

**Eastern League Pitcher of the Week**  
2018: Binghamton (AA) - May 28 - June 3

**Florida State League Pitcher of the Week**  
2017: St. Lucie (A) - May 15 - 21

**South Atlantic League Pitcher of the Week**  
2016: Columbia (A) - Aug. 8-14

## 2015

- Appeared in 12 games, making eight starts for Kingsport (R). Tied for the team lead with six wins.
- Began the season with four relief appearances before finishing with eight straight starts. Had made 66 straight relief appearances over four seasons before his first minor league start.
- Ranked among Appalachian League leaders in wins (6, T2nd), strikeouts (63, 3rd), innings pitched (62.0, 5th) and ERA (2.90, 7th).
- Held his opposition to two earned runs or less in 11 of 12 appearances, allowing a season-high five runs in his final start of the season at Elizabethton (8/28) surrendering three home runs in the game.

## 2014

- Averaged over a strikeout per inning (10.60 K/9 IP) in his first professional season State-side with the Gulf Coast League Mets going 1-1 with a 2.25 ERA over 19 relief appearances.

## 2013

- Ranked 12th in the Dominican Summer League with eight saves.

## 2012

- Made his professional debut with the Dominican Summer League Mets and was 4-0 with a 4.26 in 19 relief appearances.

## BACKGROUND/PERSONAL

- Resides in Barranquilla, Colombia.
- Celebrates his birthday on Christmas Day.



# JESUS CRUZ

(hey-zues)

# 86

HEIGHT	WEIGHT	BATS/THROWS	BIRTH DATE	ML SERVICE
6-1	230	R/R	4/15/1995	0.000

**FULL NAME:** Jesus Cruz

**BORN:** Salinas de Hidalgo, San Luis Potosi, Mexico

**OPENING DAY AGE:** 24 (Turns 25 on April 15)

**BECAME CARDINAL:** Signed by the Cardinals as an international free agent, July 2, 2017

**CONTRACT STATUS:** Signed through 2020

**PITCHER (NON-ROSTER)**



## COMPLETE RECORD

Year	Team	W-L	ERA	G	GS	CG	GF	SHO	SV	IP	H	R	ER	HR	HBP	BB	IBB	SO	WP	BK	BA
2017	Monterrey (Mex.)	0-1	8.49	13	0	0	6	0	0	11.2	17	11	11	1	1	7	0	11	0	0	.327
	State College	1-0	1.93	5	0	0	4	0	1	4.2	4	1	1	0	0	0	0	8	0	0	.235
	GCL Cardinals	0-0	5.40	1	0	0	0	0	0	1.2	4	1	1	0	0	0	0	3	0	0	.500
	DSL Cardinals	3-0	0.71	9	0	0	7	0	2	12.2	5	3	1	0	0	4	0	19	0	0	.119
2018	Palm Beach	6-0	3.54	25	11	0	4	0	1	68.2	49	27	27	5	2	33	0	85	2	1	.198
	Peoria	1-1	2.16	5	5	0	0	0	0	16.2	17	6	4	0	2	8	0	19	1	0	.266
2019	Memphis	6-6	6.24	50	0	0	10	0	0	57.2	51	44	40	8	6	41	2	79	1	2	.239
	Springfield	0-0	2.45	2	0	0	0	0	0	3.2	1	1	1	0	0	5	0	10	0	0	.089
<b>MINOR TOTALS</b>		<b>17-7</b>	<b>4.07</b>	<b>97</b>	<b>16</b>	<b>0</b>	<b>25</b>	<b>0</b>	<b>4</b>	<b>165.2</b>	<b>131</b>	<b>83</b>	<b>75</b>	<b>13</b>	<b>10</b>	<b>91</b>	<b>2</b>	<b>223</b>	<b>4</b>	<b>3</b>	<b>.226</b>
<b>MEXICO TOTALS</b>		<b>0-1</b>	<b>8.49</b>	<b>13</b>	<b>0</b>	<b>0</b>	<b>6</b>	<b>0</b>	<b>0</b>	<b>11.2</b>	<b>17</b>	<b>11</b>	<b>11</b>	<b>1</b>	<b>1</b>	<b>7</b>	<b>0</b>	<b>11</b>	<b>0</b>	<b>0</b>	<b>.327</b>

### CAREER NOTES

- Averaging 12.1 strikeouts/9 IP over his three years in professional baseball covering 165.2 innings.
- Has pitched in the Mexican Winter Pacific League in 2017, 2018 and 2020.

### 2019

- Made a career-high 52 appearances between Springfield (AA) and Memphis (AAA) posting a 6-6 record with a 6.02 ERA.
- Led all Cardinals minor league pitchers with 52 appearances and eight Holds (T1st); ranked T15th in strikeouts despite making all relief appearances.
- Averaged 13.1 strikeouts/9 IP.
- Participated in early workouts and seminars as part of the Cardinals Spring Training Early Program (S.T.E.P. camp).
- Began the season in Springfield, striking out 10 batters over 3.2 innings in two appearances before a promotion to Memphis.
- Did not allow a run in nine straight appearances (10.2 IP) from 8/3-23.
- Pitched on consecutive days five times.

### 2018

- Ranked 10th among Cardinals minor league pitchers with 104 strikeouts and 9th in strikeouts/9 IP (11.0).
- Threw a season and career-high 7.0 IP at Tampa (7/29).
- Struck out a career-high nine batters three times during the season (vs. Burlington 7/4, vs. Lakeland 8/9 & vs. Tampa 8/14).
- Was utilized as a starting pitcher from June 6 through the end of the season (15 starts).

### 2017

- Made 13 appearances in the Mexican League for Monterrey before he was signed as an International Free Agent by the Cardinals on July 2.
- Appeared in games with the Dominican Summer League (R), Gulf Coast League (R), finishing at State College (A).
- Struck out a season-high five batters in his first appearance with the Cardinals vs. the DSL Twins (7/19).
- Did not allow a home run in his first professional season to 73 total batters faced.

### BACKGROUND/PERSONAL

- Resides in Salinas de Hidalgo, San Luis Potosi, Mexico.



# AUSTIN DEAN

0

HEIGHT	WEIGHT	BATS/THROWS	BIRTH DATE	ML SERVICE
6-0	215	R/R	10/14/1993	0.124

**FULL NAME:** Austin James Dean

**BORN:** Spring, Texas

**OPENING DAY AGE:** 26

**BECAME CARDINAL:** Acquired from the Miami Marlins in exchange for minor league OF Diowill Burgos, January 14, 2020

**CONTRACT STATUS:** Signed through 2020

**MLB DEBUT:** August 15, 2018 at Atlanta

**OUTFIELDER**



## COMPLETE RECORD

Year	Team	AVG	G	AB	R	H	2B	3B	HR	RBI	SH	SF	HBP	BB	IBB	SO	SB	CS	GDP	SLG	OBP	E
2012	GCL Marlins	.223	47	148	15	33	11	0	2	15	4	3	3	24	0	35	2	2	2	.338	.337	2
2013	Greensboro	.200	7	20	4	4	1	0	1	3	0	1	1	4	0	5	0	0	0	.400	.346	0
	Batavia	.268	56	213	28	57	12	*7	2	19	0	0	1	17	0	47	0	2	4	.418	.325	3
2014	Greensboro	.308	99	403	67	124	20	4	9	58	1	3	4	38	1	72	4	4	3	.444	.371	3
2015	Jupiter	.268	136	519	67	139	32	2	5	52	6	10	4	39	3	76	18	10	12	.366	.318	1
2016	Jacksonville	.238	130	480	60	114	23	5	11	67	1	5	2	48	1	110	1	2	10	.375	.307	5
2017	Jacksonville	.282	61	234	29	66	14	4	4	30	0	2	1	14	0	46	3	1	3	.427	.323	0
	GCL Marlins	.412	4	17	3	7	2	0	1	7	0	0	0	0	0	2	0	0	0	.706	.412	0
2018	Miami	.221	34	113	16	25	4	0	4	14	0	0	2	7	0	22	1	0	1	.363	.279	1
	New Orleans	.326	87	316	58	103	12	4	9	54	0	3	6	33	0	49	2	2	5	.475	.397	3
	Jacksonville	.420	22	81	13	34	8	1	3	14	0	0	1	6	0	7	0	0	1	.654	.466	0
2019	Miami	.225	64	178	17	40	14	0	6	21	1	1	0	9	1	47	0	2	5	.404	.261	4
	New Orleans	.337	73	252	48	85	19	1	18	57	0	2	0	28	0	52	4	3	5	.635	.401	3
	GCL Marlins	.333	1	3	1	1	1	0	0	1	0	0	0	0	0	0	0	0	0	.667	.333	0
<b>MINOR TOTALS</b>		.286	723	2686	393	767	155	28	65	377	12	29	23	251	5	501	34	26	45	.437	.348	24
<b>MAJOR TOTALS</b>		.223	98	291	33	65	18	0	10	35	1	1	2	16	1	69	1	2	6	.388	.268	5

\*Led League

**Note:** Major League Uniform Numbers Worn: 44 (2018-19)

## REGULAR SEASON FIELDING RECORD

Position	PCT	G	PO	A	E	TC	DP
First Base	1.000	5	27	2	0	29	3
Outfield	.963	80	126	4	5	135	0

## CAREER TRANSACTIONS

- Selected by the Miami Marlins in the fourth round (137th overall) of the June, 2012 First-Year Player Draft.
- Acquired by the St. Louis Cardinals in exchange for minor league OF Diowill Burgos, January 14, 2020.

**2019 SEASON HIGHS**

**Most Hits:** 4, 4/13 vs. Philadelphia  
**Most Runs:** 3, twice. Last: 9/17 at Arizona  
**Most 2Bs:** 2, 9/17 at Arizona  
**Most HRs:** 1, six times. Last: 9/26 at New York Mets  
**Most RBI:** 5, 4/13 vs. Philadelphia  
**Most BBs:** 3, 9/16 at Arizona  
**Longest Hitting Streak:** 7 games, 9/17-24.

**CAREER HIGHS**

**Most Hits:** 4, 4/13/19 vs. Philadelphia  
**Most Runs:** 3, twice. Last: 9/17/19 at Arizona  
**Most 2Bs:** 2, 9/17/19 at Arizona  
**Most HRs:** 1, 10 times. Last: 9/26/19 at New York Mets  
**Most RBI:** 5, 4/13/19 vs. Philadelphia  
**Most BBs:** 3, 9/16/19 at Arizona  
**Most SBs:** 1, 9/24/18 at Washington  
**Most HBP:** 1, twice. Last: 9/25/18 at Washington  
**Longest Hitting Streak:** 7 games, 9/17-24/19

**CAREER NOTES**

- Acquired from the Miami Marlins on Jan. 14, 2020, in exchange for Cardinals minor league outfielder Diowill Burgos, after being designated for assignment on Jan. 9.
- 2018 Miami Marlins Minor League Player of the Year.
- Three-time Minor League All-Star in the Southern League (AA), Florida State League (High-A) and South Atlantic League (A).
- 2015 Arizona Fall League All-Star.
- Two-time MiLB.com Organization All-Star.
- Since 2012 when he began his career with the Marlins organization, ranked as their minor league leader in RBI (377), hits (767), runs scored (393), doubles (155), triples (28), extra base hits (248), total bases (1173); ranks 2nd with 65 home runs.
- Has hit three career minor league grand slams.
- Joins Kerry Robinson (2002-03) as the only Cardinals to wear uniform No. 0.

**2019**

- Played 74 games in the Minor Leagues with New Orleans (AAA) and the GCL Marlins (R) and 64 games with Miami.
- His 14 doubles ranked T-8th on the Marlins and 20 of his 40 total hits on the season were for extra bases.
- Ranked among Marlins minor league leaders in home runs (18, T2nd) and RBI (58, T6th).
- Began the season in New Orleans, but was recalled to Miami on April 12, homering in his second game after recall, with a career-high 5 RBI vs. PHI (4/13).
- Was recalled three times during the year (4/12, 5/21 & 8/24).
- Ranked 2nd on the Marlins (S. Castro, 10) and T-4th in the NL with nine doubles in September. It was the 3rd-highest total by a Marlins rookie in September behind Hanley Ramirez (14 in 2006) and Chris Coghlan (10 in 2009)
- Batted .283 (13-46) with 3 HR, 8 RBI and 6 doubles over his final 12 games of the season.
- Posted seven-game hitting streak (9/17-24) batting .321 (9-28) with seven extra-base hits (5 doubles, 2 home runs) and seven RBI.
- Collected 25 multi-hit games in 73 games at New Orleans with a season-high four hits at Round Rock including three doubles and a home run.
- Hit two homers with season-high 5 RBI at Omaha (7/16).
- Was placed on the 7-day injured list with a knee injury (7/18-31), including a one-game rehab assignment in the GCL where he was 1-for-3 with an RBI.

**AWARDS & HONORS**

**Marlins Minor League Player of the Year**  
 2018: New Orleans (AAA) & Jacksonville (AA)

**Pacific Coast League Player of the Week**  
 2018: New Orleans (AAA) - Aug. 6-12

**Southern League Player of the Week**  
 2018: Jacksonville (AA) - April 16-22

**Southern League Mid-Season All-Star**  
 2016: Jacksonville (AA)

**Florida State League Mid-Season All-Star**  
 2015: Jupiter (A)

**Florida State League Player of the Week**  
 2015: Jupiter (A) - May 5-12

**South Atlantic League Mid-Season All-Star**  
 2014: Greensboro (A)

**Arizona Fall League All-Star**  
 2015: Mesa

**MiLB.com Organization All-Star**  
 2018: Miami  
 2016: Miami

**MiLB.com Southern Lge. Player of the Month**  
 2018: Jacksonville (AA) - April

**CAREER MILESTONES**

**Major League Debut**  
 August 15, 2018 at Atlanta

**First Career Major League Hit**  
 August 17, 2018 at Washington  
 (7th inning, solo HR, off Trevor Gott)

**First Career Major League Home Run**  
 August 17, 2018 at Washington  
 (7th inning, solo HR, off Trevor Gott)



## 2018

- Named Miami Marlins Minor League Player of the Year.
- Made his Major League debut at Atlanta on August 15, but recorded his first MLB hit, a 7th inning solo home run off Trevor Gott, two days later at Washington (8/17).
- Was the 11th Marlins player in team history to record a home run for his first Major League hit.
- Posted a season-high three RBI vs. CIN (9/22).
- Ranked among Marlins minor league leaders in hits (153, 2nd), runs (71, 3rd), RBI (68, T3rd), triples (5, T4th), extra base hits (37, 6th) and total bases (203, 2nd).
- Named Pacific Coast League Player of the Week (8/6-12) and Southern League Player of the Week (4/16-22).
- Had two multi-home run games at Tennessee (4/22) and vs. Iowa (8/11).
- Talled a career-high 6 RBI vs. Oklahoma City (6/30) going 3-for-3 with a triple and a grand slam.
- Reached base safely in 17 straight games (5/30-6/18) batting .367 during the stretch.

## 2017

- Placed on the 7-day injured list (4/15-7/2) with a broken right hand after a collision in the outfield with Yefri Perez. Included a rehab assignment to the GCL Marlins.
- Was 2-for-12 with two RBI in three Southern League postseason games vs. Pensacola.

## 2016

- Named a Southern League All-Star, started in left field and batted 6th for the South Division going 1-for-3 with a walk.
- Ranked among Southern League leaders in RBI (67, 5th) and extra base hits (39, 9th).

## 2015

- Named a Florida State League All-Star, started in left field and batted 5th for the South Division going 1-for-2 with a double in the game.
- Earned Florida State League Player of the Week honors (5/4-10) batting .478 (11-23) with four doubles, a triple, eight RBI and six runs scored.
- Ranked among Florida State League leaders in hits (139, T4th), runs (67, 7th), doubles (32, T2nd), extra base hits (39, T6th) and total bases (190, T6th).
- Played in 16 games for Mesa in the Arizona Fall League and batted .323 with a double, two triples, a home run and seven RBI.
- Named an Arizona Fall League All-Star and played in the Rising Stars game, starting in left field and batting 6th. Was 1-for-2 in the game with a two-run home run in the 2nd inning off Lucas Sims.

## 2014

- Named a South Atlantic League All-Star, but did not play in the game due to being on the injured list.
- Was on the 7-day injured list three times during the season with a sprained left hand (5/27-6/13), nasal fracture (6/14-21) and right groin strain (8/2-14).
- Ranked among South Atlantic League leaders in batting (.308, 9th) and on-base percentage (.371, 10th).
- Posted a career-best 16-game hitting streak (6/28-7/13) batting .403 (27-67, 4 HR, 18 RBI) during the stretch.
- Posted a season-high 5 RBI game at Asheville (6/28) and followed it three days later with his second career grand slam, coming at Lexington (7/1) as part of a five-run 9th inning to win 16-12.
- Was 3-for-9 with an RBI in two South Atlantic League postseason games vs. Hagerstown.

## 2013

- Played in 63 games in his first full season in professional baseball playing seven games in Greensboro (A) and 56 games in short-season Batavia (A).
- Combined to bat .262 with 3 HR, 22 RBI, 13 doubles and a New York-Penn League leading and career-high seven triples.
- Played the final seven games of the season in Greensboro hitting safely in four games with a home run vs. Hickory (8/29).

## 2012

- Played in 47 games in his first professional season in the Gulf Coast League (R).
- Ranked 7th among Gulf Coast League leaders with 24 walks.
- Hit his first professional home run vs. GCL Nationals (7/23) which was also a grand slam off Adalberto Mieses.

## BACKGROUND/PERSONAL

- Graduated from Klein Collins High School in Spring, Texas, the same high school as Cleveland Indians outfielder Tyler Naquin.
- Signed his letter of intent to play baseball at the University of Texas.
- Named pre-season All-American by Baseball America prior to his senior season, batting .379 with 12 HR and 45 RBI, earning All-Greater Houston Team and Texas Coaches Association All-State.
- Is a self-taught graphic designer and pianist, German Shepherd enthusiast and enjoys flying drones.
- Resides in Spring, Texas.



# PAUL DEJONG

(de-YOUNG)

11

HEIGHT	WEIGHT	BATS/THROWS	BIRTH DATE	ML SERVICE
6-0	205	R/R	8/2/1993	2.127

**FULL NAME:** Paul Sterling DeJong

**BORN:** Orlando, Florida

**OPENING DAY AGE:** 26 (Turns 27 on August 2)

**BECAME CARDINAL:** Selected in the 4th round (131st overall) of the June, 2015 First-Year Player Draft

**CONTRACT STATUS:** Signed through 2023, with club options for 2024 and 2025

**MLB DEBUT:** May 28, 2017 vs. Colorado

INFILDER



## COMPLETE RECORD

Year Team	AVG	G	AB	R	H	2B	3B	HR	RBI	SH	SF	HBP	BB	IBB	SO	SB	CS	GDP	SLG	OBP	E
2015 Johnson City	.486	10	37	10	18	6	0	4	15	0	0	2	6	0	9	0	0	0	.973	.578	1
Peoria	.288	56	219	32	63	12	3	5	26	0	2	3	23	0	43	13	4	6	.438	.360	10
2016 Springfield	.260	132	496	62	129	29	2	22	73	0	6	10	40	2	144	3	2	5	.460	.324	17
2017 Memphis	.299	48	177	27	53	9	0	13	34	1	1	2	9	0	46	0	2	3	.571	.339	8
ST. LOUIS	.285	108	417	55	119	26	1	25	65	0	1	4	21	1	124	1	0	8	.532	.325	12
2018 ST. LOUIS	.241	115	436	68	105	25	1	19	68	0	5	12	36	2	123	1	1	6	.433	.313	12
Memphis#	.308	4	13	3	4	2	0	1	3	0	1	0	1	0	4	0	0	0	.692	.333	0
2019 ST. LOUIS	.233	159	583	97	136	31	1	30	78	0	6	13	62	1	149	9	5	15	.444	.318	7
MINOR TOTALS	.283	250	942	134	267	58	5	45	151	1	10	17	79	2	246	16	8	14	.499	.346	36
MAJOR TOTALS	.251	382	1436	220	360	82	3	74	211	0	12	29	119	4	396	11	6	29	.467	.318	31

# Injury Rehabilitation Assignment

**Note:** Major League Uniform Numbers Worn: 11 (2017 & 2020), 12 (2018-19)

## DIVISION SERIES RECORD

Year Team	AVG	G	AB	R	H	2B	3B	HR	RBI	SH	SF	HBP	BB	IBB	SO	SB	CS	GDP	SLG	OBP	E
2019 STL vs. ATL	.222	5	18	2	4	1	0	0	2	0	0	0	2	2	8	0	0	0	.278	.300	1

## LEAGUE CHAMPIONSHIP SERIES RECORD

Year Team	AVG	G	AB	R	H	2B	3B	HR	RBI	SH	SF	HBP	BB	IBB	SO	SB	CS	GDP	SLG	OBP	E
2019 STL vs. WSH	.250	4	12	1	3	0	0	0	0	0	0	0	1	0	6	0	0	0	.250	.308	0

## ALL-STAR RECORD

Year Team	AVG	G	AB	R	H	2B	3B	HR	RBI	SH	SF	HBP	BB	IBB	SO	SB	CS	GDP	SLG	OBP	E
2019 National	.000	1	0	0	0	0	0	0	0	0	0	0	1	0	0	1	0	0	.000	1.000	0

## REGULAR SEASON FIELDING RECORD

Position	PCT	G	PO	A	E	TC	DP
Second Base	.965	20	30	53	3	86	15
Shortstop	.981	357	475	957	28	1460	239

**Note: 2019:** Rawlings Gold Glove Award Finalist at shortstop. Led MLB shortstops in fielding percentage (.989), double plays (119), putouts (211) and total chances (653) in 2019. Led NL shortstops in assists (435)

### CAREER TRANSACTIONS

- Selected by the Pittsburgh Pirates in the 38th round (1,151st overall) of the June, 2014 First-Year Player Draft, but did not sign.
- Selected by the St. Louis Cardinals in the 4th round (131st overall) of the June, 2015 First-Year Player Draft.
- On St. Louis disabled list (fractured left hand), May 18 - July 6, 2018, included injury rehabilitation assignment to Memphis (AAA).

### 2019 SEASON HIGHS

**Most Hits:** 4, twice. Last: 7/24 at Pittsburgh  
**Most Runs:** 4, 7/24 at Pittsburgh  
**Most 2Bs:** 2, twice. Last: 4/20 vs. New York Mets  
**Most HRs:** 3, 7/24 at Pittsburgh  
**Most RBI:** 5, 7/24 at Pittsburgh  
**Most BBs:** 2, 11 times. Last: 8/26 at Milwaukee  
**Most SBs:** 2, 9/12 at Colorado  
**Longest Hitting Streak:** 12 games, 3/29-4/11.

### CAREER HIGHS

**Most Hits:** 4, three times. Last: 7/24/19 at Pittsburgh  
**Most Runs:** 4, 7/24/19 at Pittsburgh  
**Most 2Bs:** 3, 7/8/17 vs. New York Mets  
**Most HRs:** 3, 7/24/19 at Pittsburgh  
**Most RBI:** 5, twice. Last: 7/24/19 at Pittsburgh  
**Most BBs:** 3, 5/6/18 vs. Chicago Cubs  
**Most SBs:** 2, 9/12/19 at Colorado  
**Longest Hitting Streak:** 12 games, 3/29-4/11/19  
**Multi Home Run Game:** 2. Last: 7/24/19 at Pittsburgh (3 HR).  
**Pinch-Hit Home Runs:** 1. 5/28/17 at Colorado (G. Holland).  
**Game Ending Home Runs:** 1. 8/13/18 vs. Washington (Glover).

### CAREER NOTES

- Set the Cardinals single-season franchise record for home run in a season by a shortstop with 30 HR in 2019.
- Became the first Cardinals shortstop, and the 23rd instance all-time by a Major League shortstop, to hit three home runs in a game, coming at PNC Park in Pittsburgh 7/24/2019.
- Has hit 25 or more doubles in each of his first three Major League seasons, the second Cardinal and fifth shortstop in MLB history to do so.
- Was selected to represent the Cardinals for the National League at the 2019 Major League Baseball All-Star Game.
- Has switched uniform numbers twice in his Major League career from No. 11 to No. 12 in 2018 and back to No. 11 for the start of 2020.
- Finished 2nd in the 2017 National League Rookie of the Year voting behind Cody Bellinger (LAD).
- Signed a six-year contract through 2023 with club options for 2024 & 2025, March 5, 2018.
- Is the only Cardinals shortstop to post consecutive seasons with 19 or more home runs and the 3rd shortstop in MLB history to hit 19 or more home runs in each of his first three seasons joining Trevor Story (2016-18) and Carlos Correa (2015-17).
- Was the 9th Cardinals player to post double-digit home run totals in each of his first two seasons (last: Colby Rasmus 2009-10).
- Earned National League Rookie of the Month for July 2017.
- Became the 9th player in Cardinals team history to homer in his first Major League at-bat, a pinch-hit 9th inning solo home run off Rockies' closer Greg Holland.

### MAJOR LEAGUE SHORTSTOPS WITH 19+ HR IN FIRST 3 MLB SEASONS

Shortstop - HR	1	2	3	Seasons
<b>Paul DeJong (STL)</b>	<b>25</b>	<b>19</b>	<b>30</b>	<b>2017-19</b>
Trevor Story (COL)	27	24	37	2016-18
Carlos Correa (HOU)	22	20	24	2015-17

### MAJOR LEAGUE SHORTSTOPS WITH 25+ DOUBLES IN FIRST 3 MLB SEASONS

Shortstop	Team	Seasons
<b>Paul DeJong</b>	<b>Cardinals</b>	<b>2017-19</b>
Starlin Castro	Cubs	2010-12
Paul Molitor	Brewers	1978-80
Johnny Pesky	Red Sox	^1942 & '46-47
Charlie Gelbert	Cardinals	1929-31

^ Did not play in 1943-45 due to military service

### CARDINALS CAREER HOME RUNS (FIRST THREE MAJOR LEAGUE SEASONS)

Cardinals Rank	HR	Seasons
1. Albert Pujols	114	2001-03
<b>2. Paul DeJong</b>	<b>74</b>	<b>2017-19</b>
Johnny Mize	74	1936-37
4. Ken Boyer	63	1955-56
5. Rip Repulski	57	1953-55

- Has hit 74 home runs in his first three seasons as a Cardinals player, T-2nd most with Johnny Mize behind Albert Pujols (114).
- Selected to the Texas League (AA) All-Star Game and the Arizona Fall League Rising Stars Game in 2016.
- Hit three extra inning home runs in the minor league portion of his career including two walk-off blasts.
- Academically sound slugger was an Collegiate Academic All-American majoring in biochemistry and pre-medicine.

## 2019

**NL Rankings:** Shortstop fielding percentage (.989, \*1st), total chances (653, \*1st), double plays (119, \*1st), putouts (211, \*1st), assists (436, 1st), sacrifice flies (6, T8th).

- Established single-season highs in home runs (30), RBI (78), doubles (31), hits (136), runs (97), stolen bases (9), extra base hits (62) and hit by pitch (13).
- Was the Cardinals lone representative for the Major League Baseball All-Star Game in Cleveland. Walked in his only plate appearance, stole 3rd base and turned two double plays at shortstop.
- Joined Jhonny Peralta (2015) & rookie Aledmys Diaz (2016) as the third Cardinals All-Star shortstop over last five All-Star Games.
- Led all Major League shortstops in fielding percentage, total chances, double plays, putouts and led N.L. shortstops in assists.
- Produced the highest fielding percentage by a Cardinals shortstop in club history at .989, surpassing the previous mark of .987 by David Eckstein in 2006.
- His Major League leading 119 double plays at shortstop were four short of the club record of 123 by David Eckstein in 2005.
- Set the Cardinals single-season marks for home runs (30) and extra base hits (62) by a shortstop.
- Has hit 74 career home runs, 2nd most by a Cardinals player in his first three Major League seasons behind Albert Pujols (114).
- Hit 19 or more home runs in each of his first three MLB seasons, joining Trevor Story (2016-18) and Carlos Correa (2015-17) as the only three shortstops to accomplish the feat in MLB history.
- Has hit 27 of his 30 HR vs. right-handed pitchers, most by a Cardinals right-handed batter since Albert Pujols hit 28 in 2011.
- Homered in consecutive games seven times in 2019, most among National League shortstops.
- Was the first Cardinals shortstop other than Ozzie Smith to play 157 games or more at the position in a single season. His 157 games ranked 4th behind Smith who had three different seasons of 158.
- Was hit by pitch 13 times, 2nd most in a single season by a Cardinals shortstop since David Eckstein (15 in 2006).
- Led National League shortstops in walks (62), was 2nd in runs (97), 2nd in home runs (30) and 5th in RBI (77).
- Became the first Cardinals shortstop with 90 runs scored since David Eckstein (90, 2005).
- His 78 RBI were most by Cards shortstop since Edgar Renteria established the Cardinals record with 100 in 2003.
- Became the 5th shortstop in MLB history (last was Starlin Castro) with 25 or more doubles in each of his first three MLB seasons.

## AWARDS & HONORS

### National League All-Star

2019: St. Louis

### MLBPAA Heart & Hustle Award Nomination

2019: St. Louis

### National League Rookie of the Month

2017: St. Louis - July

### MiLB.com Organizational All-Star

2016: St. Louis Cardinals

### Arizona Fall League Rising Star

2016: Glendale

### Texas League Mid-Season All-Star

2016: Springfield (AA)

### Appalachian League Player of the Week

2015: Johnson City (R) - June 23-29

## CAREER MILESTONES

### Major League Debut

May 28, 2017 at Colorado

### First Major League Hit

May 28, 2017 at Colorado off Greg Holland

### First Major League Home Run

May 28, 2017 at Colorado  
(9th inning, pinch-hit, solo, off Greg Holland)

## TOUCH 'EM ALL, PAUL

MLB Rank	HR	Seasons
1. Paul Konerko	439	1997-2014
2. Paul O'Neill	281	1985-2001
<b>3. Paul Goldschmidt</b>	<b>243</b>	<b>2011-19</b>
4. Paul Molitor	234	1978-98
5. Paul Sorrento	166	1989-99
6. Paul Blair	134	1964-80
7. Paul Waner	113	1926-45
8. Paul Lo Duca	80	1998-2008
<b>9. Paul DeJong</b>	<b>74</b>	<b>2017-19</b>
10. Paul Schaal	57	1964-74

- Hit back-to-back home runs with Yadier Molina at CHI (9/21) in the 9th inning to give the Cardinals the tying and go-ahead runs.
- Had career-high 2 stole bases at Colorado (9/12).
- His 31 doubles were most by Cardinals shortstop since Jhonny Peralta hit 38 in 2014.

### MAJOR LEAGUE SHORTSTOPS WITH THREE HR IN A GAME

Player	Date	Opp.
<b>Paul DeJong (STL)</b>	<b>7/24/2019</b>	<b>at PIT</b>
Trevor Story (COL)	9/5/2018	SF
Corey Seager (LAD)	6/20/2017	NYM
Corey Seager (LAD)	6/3/2016	ATL
Jose Reyes (NYM)	8/15/2006	at PHI
Jose Valentin (CWS)	7/30/2003	at KC
Alex Rodriguez (TEX)	8/17/2002	TOR
Chris Woodward (TOR)	8/7/2002	SEA
Nomar Garciaparra (BOS)	G1-7/23/2002	TB
Miguel Tejada (OAK)	6/30/2001	at TEX
Alex Rodriguez (SEA)	4/16/2000	at TOR
Kevin Elster (LAD)	4/11/2000	at SF
Miguel Tejada (OAK)	6/11/1999	LAD
Nomar Garciaparra (BOS)	5/10/1999	SEA
Jose Valentin (MIL)	4/3/1998	at FLA
Cal Ripken, Jr. (BAL)	5/28/1996	at SEA
John Valentin (MIL)	6/2/1995	SEA
Jeff Blauser (ATL)*	7/12/1992	at CHI
Barry Larkin (CIN)	6/28/1991	HOU
Freddie Patek (CAL)	6/20/1980	at BOS
Ernie Banks (CHI)	G2-9/14/1957	PIT
Ernie Banks (CHI)	8/4/1955	PIT
Tony Lazzeri (NYY)*	6/8/1927	CWS

\* Started game at shortstop, finished at alternate position

### CARDINALS ROOKIE HOME RUNS - JULY

Rank	HR	Season
<b>1. Paul DeJong</b>	<b>8</b>	<b>2017</b>
2. J.D. Drew	7	1999
Rip Repulski	7	1953
4. Joe Cunningham	5	1954
Johnny Mize	5	1936
<b>Kolten Wong</b>	<b>5</b>	<b>2014</b>

- Batted .479 (23-48, 5 HR) on the first pitch, T10th among N.L. players.
- Posted a career-high 3-HR game at PIT (7/24). Went 4-4, 3 HR, 5 RBI, 4 runs, 2B & HBP becoming the lone Cardinals shortstop since 1900 with a 3 HR game. Established a career-high with 4 runs and tied his career high with 5 RBI.
- Collected his 200th career RBI vs. SF (9/2) with his 120th hit of the season, which also established a new high.
- Recorded 60 or more RBI in each of his first three seasons becoming 7th Cardinal ever (Albert Pujols, Ken Boyer, Wally Moon, Rip Repulski, Johnny Mize & Charlie Gelbert).
- Hit his 22nd HR of the season on 8/19 vs. MIL, a shot through the "M" in Big Mac Land sign which was not replaced through the end of the regular season.

- Recorded nine assists vs. ATL (5/25), a career-high and most by a Cardinals shortstop in a nine-inning game since Aledmys Diaz's 11 (7/1/16 vs. MIL).
- Reached base safely in 17 straight games (5/4-5/22-2) and in his first 25 home games (4/4-5/22-2), the 12th-longest on-base streak to begin a season by a Cardinals player.
- Hit his 50th career home run at CHI (5/5) on Sunday Night Baseball in his 257th career game, becoming the 2nd-fastest Cardinal to 50 (Albert Pujols).
- Scored a run in a five straight games (4/27-5/1), tying his career-high.
- Established a single-month career-high mark with 13 doubles and 36 hits in April and tied the Cardinals club record for doubles in April, matching Matt Carpenter's total of 13 in April 2015.
- Posted a career-high 12 game hitting streak (3/29-4/11).

**2019 POSTSEASON:** Started all nine postseason games as the Cardinals shortstop. Batted .233 (7-30) with a double and two RBI. Received two intentional walks, which was one more than he received in 159 regular season games. Batted .353 (6-17) at home and .077 (1-13) on the road. Hit .375 (3-8) with runners in scoring position including both of his RBI. Was intentionally walked, hit an RBI double and an RBI single in his first three plate appearances in Game 5 of the NLDS. Turned three double plays in the NLDS, most by a Cardinals shortstop since David Eckstein in the 2006 NLDS. Singled in his first postseason plate appearance coming in Game 1 of the NLDS vs. Dallas Keuchel. Had three hits in the NLCS, T-2nd among Cardinals trailing only Jose Martinez (5).

### 2018

- Played in 115 games, despite missing 45 with injury, sitting out only two games (8/5 at PIT & 8/25 at COL) all season while active.
- Missed 45 games from May 18-July 5 (left hand fracture), after being hit by a pitch from Luis Garcia in the 7th inning and finished the game recording one more at-bat in the 9th inning.
- Has hit 44 home runs in his first two seasons as a Cardinals player, T-2nd most (Albert Pujols, 71) with Ken Boyer and Johnny Mize.
- Ran off a career-high 17-game on-base streak (9/7-24).
- Became the only Cardinals shortstop to post consecutive seasons with 19 or more home runs.
- Established single-season highs with 68 RBI, 68 runs and 36 walks.
- Recorded 49 RBI post All-Star Break, 3rd-most in the National League (Yelich, MIL – 67; Conforto, NYM - 52) and 6th-most in MLB, while batting .228 over those 66 games.
- Tallied 22 RBI in the month of August, a single month high, ranked 2nd in the National League (Renfroe, SD, 27).
- Hit 15 of his 19 home runs on the road, T-11th in the National League.
- Hit 10 home runs on two-strike counts, T-9th in the National League and 2nd on the Cardinals behind Matt Carpenter (11).
- Hit safely in 18-of-last-20 games (.299, 23-77) and did not go more than two games without a hit after August 1.
- Hit first career walk-off home run vs. WSH (8/13), a 9th inning solo shot off Koda Glover; also his lone career walk-off RBI.



- Hit game-winning home run at LAD (8/22), 2-run shot off Kenley Jansen in 9th inning to break a 1-1 tie.
- Tallied a career-high 5 RBI vs. CIN (8/31) including his 15th home run of the season.
- Scored in a career-high five straight games (8/10-8/14).
- Hit three home runs in the 9th inning, 2nd-most on the Cardinals (Carpenter, 4) and T-3rd most in MLB among shortstops.
- Had a team high 10 walks in May (T3rd NL), including career-high three vs. CHI (5/6).
- Broke up Nick Kingham's no-hitter with a two-out single in the 7th at PIT (4/29).
- Smashed a 464-foot (Statcast) home run at CIN (4/12) off Austin Brice, the longest home run of his career.
- Hit two home runs at NYM (4/1), his first career multi-HR game. Has hit 6 HR in 13 career games vs. NYM with 14 of his 20 career hits vs. Mets going for extra bases (.377/.411/.868).
- Played in four injury rehabilitation games at Memphis (AAA) batting .308 (4-13) with a home run and two doubles.

## 2017

- Finished 2nd in the National League Rookie of the Year voting behind Cody Bellinger (LAD).
- Made his Major League debut at COL (5/28) and homered in his first plate appearance, a pinch-hit at-bat against Rockies' closer Greg Holland, the 9th Cardinals player to homer in first at-bat.
- Led the Cardinals with 25 home runs, the first rookie to lead the team in home runs since Albert Pujols hit 37 in 2001.
- Ranked 2nd on the Cardinals with 52 extra base hits. His 52 extra base hits in his first 108 MLB games ranked 2nd in Cardinals history (Albert Pujols, 54), 2nd in MLB in 2017 (Cody Bellinger, LAD, 36) and T20th in MLB history behind the leader (Joe DiMaggio, NYY, 77).
- Hit 25 home runs in his first 108 MLB games, ranking 2nd in Cardinals history (Albert Pujols, 26), 2nd in MLB in 2017 (Cody Bellinger, LAD, 36) and T13th in MLB history with Frank Robinson and trailing the leader (Bellinger & Mark McGwire, OAK, 36).
- His 20 home runs playing the shortstop position were 2nd in Cardinals history (Jhonny Peralta, 21, 2014) and tied Cal Ripken, Jr., for 8th-most by an MLB rookie shortstop.
- Named National League Rookie of the Month for July, leading all MLB rookies in home runs (8) and hits (28).
- Set the Cardinals rookie record for home runs in the month of July with 8.
- Led the Cardinals in slugging percentage (.532), but did not qualify for the MLB leaders.
- Ranked among National League rookie leaders in runs (55, 5th), hits (119, 4th), doubles (26, T1st), home runs (25, T4th), RBI (65, 4th), extra base hits (52, T3rd), total bases (222, T3rd), game-winning RBI (5, T8th) and hit by pitch (4, T5th).
- Had eight extra base hits in a three-game series (7/7-9 vs. NYM), the most by a Cardinals player in a three-game series in the modern era (post 1900).

- Tallied four extra base hits vs. NYM (7/8) with three doubles and a home run, becoming the first Cardinals shortstop and No. 8 hitter to ever hit four extra base hits in a single game. Also became the first Cardinals rookie with four extra base hits in a game since 1935 (Terry Moore, 8/28/1935 at PHI).
- Hit safely in six straight plate appearances (7/7-7/9).
- Tied for Cardinals team lead with 10 games recording three or more hits.
- Homered in consecutive games eight times with a season-high streak of three games (7/7-9).
- Tallied an extra base hit in five straight games (9/26-30) with a double in three straight games (9/26-28), both were his season-highs.
- Posted the Cardinals single-game high with three doubles (7/8 vs. NYM).
- Had an RBI in six straight games (7/21-26), the longest streak by a Cardinal and T4th longest in the National League (7, J.D. Martinez, Parra, Yelich).
- Hit 38 home runs in 156 games played between St. Louis and Memphis (AAA).
- Played in 48 games with Memphis, batting .299 with 13 HR, 34 RBI and nine doubles.

## 2016

- Played career-high 132 games in his first full season at Springfield (AA). Started 112 games at third base and 11 at shortstop.
- Selected to the Texas League All-Star Game North Squad; entered as a def. replacement at third base and was 0-for-3.
- Ranked among Texas League leaders in hits (129, T7th), runs (62, 7th), slugging (.460, 8th), games (132, T2nd), at-bats (496, 3rd), home runs (22, 5th), RBI (73, T5th), doubles (29, T4th), extra base hits (53, T3rd), total bases (228, 5th).
- Ranked among Cardinals minor league leaders in home runs (22, 2nd), RBI (73, 4th), runs (62, 6th), hits (129, 4th), doubles (29, T2nd) and slugging (.460, 9th).
- Tallied his second career multi-home run game with two solo shots at NW Arkansas (5/6).
- Hit three extra innings home runs coming vs. NW Arkansas (5/12, 10th inning walk-off), vs. Arkansas (6/9, 11th inning walk-off) and at NW Arkansas (7/23, 10th inning go-ahead).
- Posted the 2nd-longest home hitting streak in the Texas League at 12 games, batting .404 (19-47) from 8/9-8/28.
- Finished the season batting .345 (40-116) with 11 doubles, 3 HR and 8 RBI in final 31 games in August and September.
- Batted .425 (17-40) while playing the shortstop position and .255 (109-427) at third base.
- Had 19 games with multiple RBI and six games with three or more RBI.
- Tallied an RBI in five straight games (5/3-7).
- Played in 19 games, starting 17 at shortstop and one at second base, for Glendale in the Arizona Fall League.
- Batted .232 in the AFL with a home run and nine RBI. Played in the Rising Stars game and was hit by pitch and scored.

## 2015

- Named Appalachian League Player of the Week (6/22-29) batting .521 (12-23) with a home run, 5 RBI and four doubles, hitting safely in all six games.
- Hit safely in all 10 games (18-37, .486) in Johnson City before getting promoted to Peoria.
- Posted a career-high four hits at Clinton (7/10).
- Recorded his first multi-home run game vs. Burlington (9/2).
- Ranked among Cardinals minor league leaders in batting (.316, 5th), slugging (.516, 4th), on-base percentage (.394, 4th) and on base + slugging (.909, 3rd).
- Played in four Midwest League playoff games.
- Rated as the "Best Power Hitter" in the Cardinals organization by *Baseball America's* "Best Tools" survey.

## BACKGROUND/PERSONAL

- Played college baseball at Illinois State University.
- Led the Missouri Valley Conference in 2015 with 14 home runs and tied the Illinois State University school record with three home runs in a game at Eastern Illinois (3/31/15).
- Named a two-time All-MVC First-Team selection and was a Capital One Academic All-American in 2015 majoring in biochemistry and pre-medicine and an MVC Scholar-Athlete First-Team selection in back-to-back season (2014-15).
- Received the MVC Commissioner's Academic Excellence Award all four years in college (2012-15).
- Graduated from Antioch (Ill.) High School cum laude and was a member of the National Honor Roll earning the honor of the Science Department's "Most Outstanding Student" and the senior class "Most Outstanding Boy", while batting .430 with four home runs and 30 RBI as a senior.
- His Topps Futures Star baseball card notes his work with world-renowned scientist Dr. Lawrence Rocks on the study of heat effects on a baseball.
- Resides in Riviera Beach, Florida.



Shortstop Paul DeJong and second baseman Kolten Wong turn a double play against the Los Angeles Angels at Busch Stadium, June 23, 2019.



# BRYAN DOBZANSKI

# 91

HEIGHT	WEIGHT	BATS/THROWS	BIRTH DATE	ML SERVICE
6-5	240	R/R	8/31/1995	0.000

**FULL NAME:** Bryan John Dobzanski

**BORN:** Franklinville, New Jersey

**OPENING DAY AGE:** 24 (Turns 25 on August 31)

**BECAME CARDINAL:** Selected in the 29th round (885th overall) of the June, 2014 First-Year Player Draft

**CONTRACT STATUS:** Signed through 2020

**PITCHER (NON-ROSTER)**



## COMPLETE RECORD

Year	Team	W-L	ERA	G	GS	CG	GF	SHO	SV	IP	H	R	ER	HR	HBP	BB	IBB	SO	WP	BK	BA
2014	GCL Cardinals	2-1	2.67	8	4	0	1	0	0	27.0	18	11	8	1	1	7	0	17	1	1	.186
2015	Johnson City	1-1	3.94	4	3	0	0	0	0	16.0	19	9	7	0	0	2	0	13	0	0	.292
2016	State College	4-6	3.93	14	13	0	1	0	0	71.0	81	36	31	3	6	26	0	37	5	0	.286
2017	Peoria	2-5	3.70	31	12	0	4	0	0	90.0	96	50	37	6	2	34	0	69	1	0	.277
2018	Palm Beach	3-1	1.13	13	0	0	11	0	4	16.0	12	3	2	0	0	6	1	15	2	0	.207
	Peoria	5-3	2.89	29	0	0	19	0	4	43.2	39	19	14	3	3	12	1	46	5	0	.241
2019	Memphis	0-1	7.36	3	0	0	1	0	0	3.2	2	3	3	0	0	5	0	4	0	0	.154
	Springfield	2-1	3.55	24	1	0	7	0	2	33.0	35	15	13	6	1	15	1	39	0	0	.280
	Palm Beach	1-1	0.89	19	0	0	15	0	6	20.1	9	3	2	0	1	10	1	23	0	0	.132
MINOR TOTALS		20-20	3.28	145	33	0	59	0	16	320.2	311	149	117	19	14	117	4	263	14	1	.256

## CAREER NOTES

- Began his Cardinals career as a starting pitcher (7-13, 4.14 ERA, 158.2 IP), but moved to the bullpen in 2017 and has gone 13-7 with a 2.44 ERA over 162.0 innings with 16 saves since.
- Was a two-sport athlete in high school as a New Jersey State Champion wrestler, posting a 155-8 career record including 46-0 his senior season.

## AWARDS & HONORS

**Florida State League Mid-Season All-Star**  
2019: Palm Beach (A)

**Midwest League Mid-Season All-Star**  
2018: Peoria (A)

## 2019

- Appeared in a career-high 46 games during the season, beginning in Palm Beach (High-A), moving on to Springfield (AA) and finishing his season in Memphis (AAA).
- Named a Florida State League Mid-Season All-Star, but did not pitch in the game due to a promotion to Springfield.
- Combined to go 3-3 with a 2.84 ERA over 57.0 innings with 66 strikeouts and eight saves, matching his save total from 2018.

- Ranked among Cardinals minor league leaders in games pitched (46, 6th) and saves (8, 4th).
- Led Palm Beach with six saves despite appearing in only 19 games.
- Did not allow a run from 4/12-5/30 covering 16 appearances (15.1 IP).
- Threw a season-high 3.0 innings twice, at Lakeland (6/3) and at Corpus Christi (7/22).

## 2018

- Combined to post an 8-4 record with a 2.41 ERA over 42 relief appearances in his first full-season pitching primarily in relief. His eight wins marked a career high.
- Named a Midwest League All-Star and threw two-thirds of a scoreless inning in relief in the game.
- Ranked T6th among Cardinals minor league pitchers with eight saves and 10th with 42 appearances.
- Struck out at least one batter in 37 of 42 appearances.
- Made 19 appearances of four outs or more with 12 of at least 2.0 innings, posting a season-high 3.1 IP twice (at Burlington 5/31 & 7/27 at Tampa).
- Recorded his first professional save vs. Wisconsin (4/20) striking out one batter in two-thirds of an inning.

## 2017

- Was used as a starting pitcher the first 12 games of the season (1-5, 4.69 ERA). Moved to the bullpen on June 23 and posted marks of 1-0, 2.10 ERA in his final 19 appearances of the season.
- Posted career-highs with 90.0 innings and 69 strikeouts.
- Made one spot start vs. Clinton (8/21) tossing 2.0 innings allowing three unearned runs.
- Struck out six batters, tying his career-high, twice vs. South Bend (5/13) and in his next start vs. Beloit (5/19).
- Threw a season-high 7.0 innings vs. Cedar Rapids (4/18).
- Pitched one inning in the Midwest League playoffs allowing one run with a blown save.

## 2016

- Threw a career-high 8.0 innings at West Virginia (6/26), allowing one run on six hits in a win.
- Had six appearances of 6.0 innings or more with all six as quality starts.
- Matched his career-high with six strikeouts twice (vs. Mahoning Valley 7/1 & at Mahoning Valley 9/1).
- Fired 6.0 scoreless innings in the opener of the New York-Penn League playoff semi-finals for the win.

## 2015

- Appeared in four games (three starts) at Johnson City (R).
- Did not allow a home run in 16.0 innings pitched.

## 2014

- Made eight appearances with four starts in the Gulf Coast League (R) in his first professional action.
- Earned his first professional win at GCL Marlins (7/23) tossing 3.0 scoreless innings of one-hit ball in relief.
- Two of his final three starts were of 5.0 innings with zero earned runs allowed.

## BACKGROUND/PERSONAL

- Graduated from Delsea Regional High School in Franklinville, New Jersey.
- Signed his letter of intent to play baseball at the University of Louisville.
- Named first team All-South Jersey Times Pitcher with an 0.91 ERA over 46 innings pitched with 68 strikeouts his senior season.
- A two-sport athlete as a two-time high school state champion wrestler in the 220 lb. class posting a career record of 155-8 over his career and 46-0 his senior season.
- Named a two-time Daily Journal Boys Athlete of the Year.
- Resides in Franklinville, New Jersey.





# TOMMY EDMAN

# 19

HEIGHT	WEIGHT	BATS/THROWS	BIRTH DATE	ML SERVICE
5-10	180	S/R	5/9/1995	0.114

**FULL NAME:** Thomas Hyunsu Edman

**BORN:** San Diego, California

**OPENING DAY AGE:** 24 (Turns 25 on May 9)

**BECAME CARDINAL:** Selected in the sixth round (196th overall) of the June, 2016 First-Year Player Draft

**CONTRACT STATUS:** Signed through 2020

**INFILDER**



EDMAN

## COMPLETE RECORD

Year Team	AVG	G	AB	R	H	2B	3B	HR	RBI	SH	SF	HBP	BB	IBB	SO	SB	CS	GDP	SLG	OBP	E
2016 State College	.286	66	255	*61	73	14	5	4	33	0	4	3	*48	0	29	19	3	4	.427	.400	7
2017 Peoria	.284	38	155	24	44	8	5	2	18	1	2	1	15	2	19	8	2	3	.439	.347	5
Palm Beach	.257	18	70	7	18	2	1	1	11	2	1	2	7	0	18	0	1	1	.357	.338	6
Springfield	.247	63	219	20	54	12	2	2	26	1	2	1	16	0	34	5	2	6	.347	.298	5
2018 Memphis	.318	17	66	13	21	0	1	1	5	0	2	0	8	0	11	3	0	1	.394	.382	1
Springfield	.299	109	452	71	135	23	3	6	36	4	4	3	35	0	76	27	5	4	.403	.350	16
2019 ST. LOUIS	.304	92	326	59	99	17	7	11	36	0	0	7	16	0	61	15	1	3	.500	.350	5
Memphis	.305	49	197	39	60	12	4	7	29	2	2	2	15	0	33	9	0	2	.513	.356	1
<b>MINOR TOTALS</b>	<b>.286</b>	<b>360</b>	<b>1414</b>	<b>235</b>	<b>405</b>	<b>71</b>	<b>21</b>	<b>23</b>	<b>158</b>	<b>10</b>	<b>17</b>	<b>12</b>	<b>144</b>	<b>2</b>	<b>220</b>	<b>71</b>	<b>13</b>	<b>21</b>	<b>.415</b>	<b>.353</b>	<b>41</b>
<b>MAJOR TOTALS</b>	<b>.304</b>	<b>92</b>	<b>326</b>	<b>59</b>	<b>99</b>	<b>17</b>	<b>7</b>	<b>11</b>	<b>36</b>	<b>0</b>	<b>0</b>	<b>7</b>	<b>16</b>	<b>0</b>	<b>61</b>	<b>15</b>	<b>1</b>	<b>3</b>	<b>.500</b>	<b>.350</b>	<b>5</b>

\*Led League

**Note:** Major League Uniform Numbers Worn: 19 (2019)

## DIVISION SERIES RECORD

Year Team	AVG	G	AB	R	H	2B	3B	HR	RBI	SH	SF	HBP	BB	IBB	SO	SB	CS	GDP	SLG	OBP	E
2019 STL vs. ATL	.316	5	19	3	6	3	1	0	2	0	0	0	2	0	2	0	0	1	.579	.381	0

## LEAGUE CHAMPIONSHIP SERIES RECORD

Year Team	AVG	G	AB	R	H	2B	3B	HR	RBI	SH	SF	HBP	BB	IBB	SO	SB	CS	GDP	SLG	OBP	E
2019 STL vs. WSH	.000	4	14	0	0	0	0	0	1	0	0	0	1	0	5	0	0	0	.000	.067	0

## REGULAR SEASON FIELDING RECORD

Position	PCT	G	PO	A	E	TC	DP
Second Base	.991	29	39	67	1	107	21
Third Base	.972	55	28	78	3	109	7
Outfield	.950	13	18	1	1	20	0



## CAREER

- Multi-positional sparkplug enjoyed a standout rookie season leading the Cardinals in hits, triples and stolen bases from the day he was promoted to the majors through the end of the season.
- Begins the 2020 season tied for the longest active on-base streak in the National League with Cincinnati's Eugenio Suárez (18 games), dating back to Sept. 10, 2019.
- Named to the 2019 *Baseball America* and *Baseball Digest* All-Rookie Teams at third base.
- Played in 55 games at third base, 29 at shortstop and made 13 appearances in the outfield in his first Major League season after starting 232 games at shortstop in his minor league career.
- Led all Cardinals minor leaguers in runs, hits and stolen bases in 2018.
- Two-time Minor League All-Star (Texas League 2018 & New York-Penn League 2016).
- Played for Surprise in the 2018 Arizona Fall League.

## 2019

**National League Ranks:** Triples (7, T4th)

**National League Rookie Ranks:** Batting average (.304, 4th), multi-hit games (31, 7th), runs (59, 8th), hits (99, 10th), triples (7, 1st), stolen bases (15, T6th), slugging pct. (.500, 6th), on-base pct. (.350, 7th), GW-RBI (7, 4th), grand slams (1, T1st)

- Named to the *Baseball America* and *Baseball Digest* Major League All-Rookie Teams as third baseman.
- Rookie was promoted to majors and made his Major League debut at Wrigley Field in a pinch-hit appearance on June 8 vs. CHI.
- From June 8 through the end of the season, led the Cardinals in hits (99), triples (7) & stolen bases (15); 2nd in runs (59), doubles (17), extra base hits (35) & total bases (163); 5th in HR (11) & RBI (36).
- Started 75 of his 92 games played (41 at 3B, 23 at 2B, 11 in RF) in 2019.
- Led Major League Baseball with four triples in September, led the National League in total bases (68) and times on base (48), and tied for the N.L. lead with 36 hits (Trea Turner, WSH).
- Ranked among the N.L. leaders in September in batting (.350, 5th), on base percentage (.417, 10th), slugging (.660, 8th), OPS (1.078, 7th), runs (22, T2nd), home runs (6, T10th), extra base hits (16, T4th), stolen bases (6, T3rd).
- Led Cardinals with 32 hits, 19 runs & 7 doubles (T1st) in August. His 32 hits in August were the most by a Cardinals rookie since Paul DeJong had 35 in 2017.
- Finished the season reaching base safely in 18 straight games (.476 OBP), tied for the longest active streak in the National League with Eugenio Suárez (CIN) dating back to Sept. 10, 2019.
- Had a career-high 10-game hitting streak (9/18-28) batting .476 (20-42) with 2 HR & 6 RBI.
- Posted seven straight games with multiple hits (9/21-28), tied for the 2nd-longest streak in MLB behind Ketel Marte (ARI, 8) in 2019 and longest by a Cardinal since Keith Hernandez (8, 5/27-6/3/1979).

## 2019 SEASON & CAREER HIGHS

**Most Hits:** 3, eight times. Last: 9/27/19 vs. Chicago Cubs  
**Most Runs:** 3, three times. Last: 9/23/19 at Arizona  
**Most 2Bs:** 2, 7/20/19 at Cincinnati  
**Most HRs:** 2, 9/6/19 at Pittsburgh  
**Most RBI:** 4, 7/18/19 at Cincinnati  
**Most BBs:** 2, twice. Last: 9/13/19 vs. Milwaukee  
**Most SBs:** 2, 7/30/19 vs. Chicago Cubs  
**Longest Hitting Streak:** 10 games, 9/18-28/19  
**Multi-HR Games:** 1. 9/6/19 at Pittsburgh  
**Lead-Off HR:** 1. 6/29/19 at San Diego (Paddock)  
**Pinch-Hit HR:** 1. 7/3/19 at Seattle (Elias)  
**Grand Slams:** 1. 7/18/19 at Cincinnati (Stephenson)

## AWARDS & HONORS

**Baseball America MLB All-Rookie Team**  
**Third Base**  
 2019: St. Louis

**Baseball Digest MLB All-Rookie Team**  
**Third Base**  
 2019: St. Louis

**Pacific Coast League Championship**  
 2018: Memphis (AAA)

**Triple-A National Championship**  
 2018: Memphis (AAA)

**Texas League Mid-Season All-Star**  
 2018: Springfield (AA)

**New York-Penn League Mid-Season All-Star**  
 2016: State College (SS-A)

**New York-Penn League Champions**  
 2016: State College (SS-A)

**Most Outstanding Player**  
**NCAA Bloomington Regional**  
 2014: Stanford University

**High School National Merit Scholar**  
 2013: La Jolla High School

## CAREER MILESTONES

**Major League Debut**  
 June 8, 2019 at Chicago (NL)

**First Career Major League Hit**  
 June 14, 2019 at New York (NL)  
 (3rd inning, double, off Steven Matz)

**First Career Major League Home Run**  
 June 20, 2019 vs. Miami  
 (8th inning, 2-run, off Tayron Guerrero)

- Of his 11 home runs, seven gave the Cardinals the lead.
- Hit safely in 22-of-27 games in September.
- Homered off Max Scherzer (9/18) & Josh Hader (9/15) over a period of four days (9/15-9/18).
- Homered in consecutive games for the first time (9/14-9/15 vs. Milwaukee).
- Recorded his first multi-home run game at PIT (9/6), the first Cardinals rookie with a multi-HR game since José Martínez (9/5/17 at SD).
- His seven triples in his first 92 games as a Cardinal were T10th-most and most since Vince Coleman (9 in 1985). Most by a Cardinals rookie since Ray Lankford (15 in 1991).
- Swiped 15 bases, most by a Cardinals player since Kolten Wong had 17 steals in his first 92 games (2013-14).
- Posted eight three-hit games in 2019, T2nd most on the Cardinals and T4th among National League rookies.
- Batted .356 (52-146) at Busch Stadium and .397 (23-58) in Close & Late Situations. Ranked 2nd in the National League in Close & Late and would have ranked 2nd in home batting average if he'd had qualifying plate appearances.
- Hit his first career grand slam at CIN (7/18), the Cardinals first grand slam of the season and first Cardinals slam by a rookie since Patrick Wisdom vs. LAD (9/15/18).
- Hit a lead-off home run at San Diego (6/29), the first by a Cardinals rookie since Bo Hart (6/25/03 vs. CIN).
- Recorded the game-winning RBI in three straight games (7/3-7/5).
- Had pinch-hit triple in 8th inn. vs. LAA (6/23), becoming first Cardinals player to hit for a cycle among his first five career hits since Aledmys Diaz did so in April of 2016.
- Hit his 1st career home run vs. MIA (6/20), a 2-run shot to tie game at 5-5 in 8th inning.
- Recorded his first Major League hit with a double off Steven Matz at New York Mets (6/14).
- Had contact purchased from Memphis (AAA) 6/8; Batted .305 with 7 home runs and nine stolen bases in 49 games while playing 2B (25g) SS (10g), 3B (9g), CF (2g).
- Co-led Memphis in hits (60), hitting safely in 23 G with 16 multi-hits.
- Played duration of 2019 MLB Spring Training with St. Louis as non-roster invitee and slashed .333/.392/.511 (15-45) in 22 games across 2B, 3B, & SS.
- After the season, rated as the No. 11 prospect in the Pacific Coast League in *Baseball America's* Best Tools Survey.

**2019 POSTSEASON:** Batted .182 (6-33) over nine post-season games hitting .316 in the NLDS (6-19) vs. Atlanta and was 0-for-14 with an RBI vs. Washington in the NLCS. Had three multi-hit games, each with a double, in the NLDS. Went 2-for-5 with a double, triple and two RBI in Game 5 of the NLDS, becoming the 11th Cardinals player with a double and a triple in a postseason game and the first since Kolten Wong in 2014 NLCS. Moved from third base to right field in Game 1 of the NLDS becoming the first Cardinals player to start at third base and play outfield in a postseason game. Did not strike out in his first four postseason games started (14 AB), becoming the first Cardinals player since Ronnie Belliard in 2006 (13 AB) to accomplish the feat and the 13th overall in Cardinals postseason history.

### MOST TRIPLES BY CARDINALS ROOKIE IN A SINGLE SEASON (SINCE 1969)

Rank	Year	Triples	Games	
1.	Ray Lankford	1991	15	151
2.	Vince Coleman	1985	10	151
3.	Willie McGee	1982	8	123
4.	<b>Tommy Edman</b>	<b>2019</b>	<b>7</b>	<b>92</b>
	Randal Grichuk	2015	7	103
6.	J.D. Drew	1999	6	104

### 2019 MLB ROOKIE LEADERS GO-AHEAD HOME RUNS

Rank	Team	G-A HR	Tot. HR	Pct.	
1.	Pete Alonso	NYM	18	53	34%
2.	Eloy Jimenez	CWS	13	31	42%
3.	Brandon Lowe	TB	8	17	47%
3.	Christian Walker	ARI	8	29	28%
5.	Yordan Alvarez	HOU	7	27	26%
	Aristedes Aquino	CIN	7	19	37%
	<b>Tommy Edman</b>	<b>STL</b>	<b>7</b>	<b>11</b>	<b>64%</b>
	Bryan Reynolds	PIT	7	16	44%
	Will Smith	LAD	7	15	47%

### CARDINALS STARTERS WITH ZERO STRIKEOUTS - FIRST 4 POSTSEASON GAMES

Player	POS.	Year	AB	BA
<b>Tommy Edman</b>	<b>3B/RF</b>	<b>2019</b>	<b>14</b>	<b>.286</b>
Ronnie Belliard	2B	2006	13	.462
Jeff Suppan	RHP	2004	6	.500
Placido Polanco	3B	2000	13	.308
Dane Iorg	DH	1982	14	.500
Ken Oberkfell	3B	1982	18	.222
Ozzie Smith	SS	1982	12	.417
Tim McCarver	C	1964	12	.417
Red Schoendienst	2B	1946	18	.167
Emil Verban	2B	1944	11	.273
Lou Klein	2B	1943	17	.118
Stan Musial	LF	1942	14	.286
Jimmy Brown	2B	1942	17	.235

### 2018

- Played in a then career-high 126 games between Springfield (AA) and Memphis (AAA). Batted .301 with 7 HR, 41 RBI, 84 runs, 23 doubles, four triples and 30 stolen bases combined.
- Named to the Texas League All-Star North squad. Entered the game as a pinch-hitter and was 0-for-2 while finishing the game playing shortstop.
- Started 67 games at shortstop, 36 at second base and 22 at third base.
- Led all Cardinals minor leaguers with 156 hits, and tied for the lead with 84 runs and 30 stolen bases. Ranked among Cardinals minor league leaders in doubles (23, T-9th).
- Ranked 4th in the Texas League batting race with a .299 mark over 109 games.

- Reached base safely in 32 straight games from 5/23-6/29, posting a .379 on-base pct. and .343 batting average; the 3rd-longest on-base streak in the Texas League.
- Posted the 4th-longest hitting streak in the Texas League at 17 games (7/12-8/5) batting .365 (27-74) during the stretch.
- Stole two bases in four different games (8/27 at Tulsa, 7/30 vs. Tulsa, 6/14 v. Arkansas & 6/6 at NW Arkansas).
- Scored a run in five straight games (7/28-8/1) with the first three games scoring multiple runs.
- Hit safely in each of his first seven Pacific Coast League playoff games with five multi-hit efforts. Batted .469 (15-32) with a home run, three doubles, six RBI and six runs scored in the PCL playoffs.
- Went 1-for-5 with three runs scored and a double in the Triple-A National Championship game.
- Was part of a 4-6-3-1-5 game-ending triple play vs. Arkansas (4/30) while playing third base as the Travelers Chuck Taylor lined out to Luke Dykstra, who threw to Edmundo Sosa at second base then to John Nogowski at first base. Springfield appealed as pitcher Hector Mendoza threw to Edman to complete the triple play.
- Played in 11 games for Surprise in the Arizona Fall League batting .238 (10-42) with three doubles, five RBI and five stolen bases.

## 2017

- Played 119 games for three different teams during the season starting with 38 games in Peoria (A), then 18 games in Palm Beach (A) and finished the season with 63 games at Springfield (AA).
- Ranked among Cardinals minor leaguers in hits (116, 9th), doubles (22, T10th), triples (8, T2nd), RBI (55, T10th) and stolen bases (13, 10th).
- Tied his career-high with four hits and also scored a career-high four runs recording a double and two triples vs. Cedar Rapids (4/19).
- Batted .330 (38-115) with runners in scoring position on the season, with 25% of his at-bats coming with a runner in scoring position.

## 2016

- Named New York-Penn League Mid-Season All-Star as starting shortstop for the South squad.
- Led the New York-Penn League in walks (48) and runs (61) and ranked among the league leaders in stolen bases (19, T5th), on-base percentage (.400, T4th), hits (73, 5th), total bases (109, 4th) and at-bats (255, 5th).
- Was the 4th-Toughest to Strike Out in the NY-Penn League (10.69 TPA/SO),
- Ranked among Cardinals minor leaguers in runs (61, T7th), triples (5, T4th), walks (48, 10th), stolen bases (19, 7th), on-base percentage (.400, 7th) and OPS (.827, 10th).
- Reached base safely in 19-straight games (7/13-8/5) with a .389 OBP during the stretch.
- Had a career-high four hits vs. Williamsport (6/18), recorded two doubles in the game.
- Walked a career-best four times vs. Batavia (8/25), recording one official at-bat and scored two runs with an RBI.
- Hit his first professional home run at Tri-City (7/6), a three-run shot off Sebastian Kessay. Also walked a then-career high three times in the game.
- Batted .273 (6-22) with two stolen bases in the NY-Penn League playoffs.
- Rated as having "Best Strike Zone Discipline" in the Cardinals Organization by *Baseball America*.

## BACKGROUND/PERSONAL

- Played college baseball at Stanford University.
- Was First Team All-Pac 12 in 2016.
- Named the Most Outstanding Player in the 2014 Bloomington (Ind.) Regional batting .417 (10-24) and hitting a regional clinching walk-off home run to eliminate host Indiana and advance to the Super Regional against Vanderbilt.
- Was a National Merit Scholar and AP Scholar at La Jolla Country Day School.
- His father, John, was a four-year starting shortstop at Williams College.
- He and his wife, Kristen, were married during the 2019 off-season and had to postpone their wedding several weeks due to the Cardinals making the postseason.
- Resides in San Diego, California.



# SETH ELLEDGE

# 61

HEIGHT	WEIGHT	BATS/THROWS	BIRTH DATE	ML SERVICE
6-3	240	R/R	5/20/1996	0.000

**FULL NAME:** Seth Wayne Elledge

**BORN:** Dallas, Texas

**OPENING DAY AGE:** 23 (Turns 24 on May 20)

**BECAME CARDINAL:** Acquired from the Seattle Mariners in exchange for RHP Sam Tuivailala, July 27, 2018

**CONTRACT STATUS:** Signed through 2020

**PITCHER (NON-ROSTER)**



## COMPLETE RECORD

Year	Team	W-L	ERA	G	GS	CG	GF	SHO	SV	IP	H	R	ER	HR	HBP	BB	IBB	SO	WP	BK	BA
2017	Everett	0-0	4.50	4	0	0	2	0	0	4.0	2	2	2	0	1	2	0	7	0	0	.154
	Clinton	3-0	3.00	15	0	0	11	0	5	21.0	14	8	7	1	0	6	1	35	1	1	.182
2018	Modesto	5-1	1.17	31	0	0	27	0	9	38.1	18	10	5	1	2	15	0	54	3	0	.140
	Springfield	3-1	4.32	13	0	0	11	0	4	16.2	13	10	8	3	0	6	2	20	3	0	.220
2019	Memphis	3-1	4.72	21	3	0	2	0	0	34.1	28	18	18	3	1	19	0	32	7	0	.233
	Springfield	3-3	3.78	26	0	0	13	0	3	33.1	34	15	14	3	1	13	2	43	7	0	.276
<b>MINOR TOTALS</b>		<b>17-6</b>	<b>3.29</b>	<b>110</b>	<b>3</b>	<b>0</b>	<b>66</b>	<b>0</b>	<b>21</b>	<b>147.2</b>	<b>109</b>	<b>63</b>	<b>54</b>	<b>11</b>	<b>5</b>	<b>61</b>	<b>5</b>	<b>191</b>	<b>21</b>	<b>1</b>	<b>.209</b>

## CAREER TRANSACTIONS

- Selected by the Seattle Mariners in the 4th round (123rd overall) of the June, 2017 First-Year Player Draft.
- Acquired by the St. Louis Cardinals from the Seattle Mariners in exchange for RHP Sam Tuivailala, July 27, 2018.

## CAREER NOTES

- Enters the 2020 season ranked by *Baseball America* as the No. 24 prospect in the Cardinals organization.
- 2019 Arizona Fall League All-Star.
- 2018 California League Mid-Season All-Star.
- Was acquired by the Cardinals from the Mariners for RHP Sam Tuivailala in July 2018 trade.
- Ascended to Double-A in his second year of professional baseball in the Mariners organization following his drafting by Seattle out of Dallas Baptist University in June 2017.
- Has converted 21-of-29 career save opportunities.
- Has recorded a positive career reverse split holding left-handed batters to a .172 BA (38-220) and right-handers to a .236 BA (71-301).
- Struck out a batter in 87-of-110 appearances including the first 20 appearances of his career.
- Is averaging 11.64 strikeouts/9 IP over 147.2 IP.

## 2019

- Combined to go 6-4 with a 4.26 ERA and three saves in 47 appearances while making his first three career professional starts between Springfield (AA) and Memphis (AAA).
- Posted career-highs with 47 appearances, 67.2 innings and 75 strikeouts.
- All three of his starts were in Memphis, with the final two scoreless outings of 4.0 innings (at New Orleans 8/27) and 3.0 hitless innings (at Iowa 8/31).
- Struck out a season-high five batters twice, once in Springfield (4/15 vs. Tulsa) and once in Memphis (8/31 at Iowa).
- Posted a positive reverse split, holding his left-handed opposing batters to a .182 BA (20-110).
- Threw a career-high 14 wild pitches after throwing only seven total over his first two professional seasons.
- Pitched on consecutive days only twice during the season.

- Made eight appearances for Glendale in the Arizona Fall League with an 0-1 record, 3.00 ERA and one save over 9.0 innings with 12 strikeouts.
- Named as an Arizona Fall League All-Star and threw two-thirds of an inning in relief with one strikeout in the game.

## 2018

- Was traded to the Cardinals from the Mariners for RHP Sam Tuivailala on July 27.
- Posted a combined 8-2 record with a 2.13 ERA in 44 appearances between Modesto (A) and Springfield (AA) pitching in both the Mariners and Cardinals organizations.
- Was a perfect 9-for-9 in save opportunities while with Modesto and 4-for-6 while with Springfield for a career-high 13 saves.
- Went 17 appearances without allowing a run (4/22-6/15) compiling 19.2 innings (28 strikeouts) allowing only three hits and did not allow a hit in a calendar month (10 app.) from 5/11-6/11.
- Did not allow an earned run in May or June (18.0 IP).
- Held left-handed batters to a .178 (13-73) batting average and right-handed batters to a .157 (18-115) mark
- Stranded 9-of-10 inherited base runners (10.0% IRS pct).
- Struck out at least one batter in 40-of-44 appearances with a season-high five batters at Lake Elsinore (5/4) over 2.0 innings.
- Made 16 appearances of four outs or more with 10 of 2.0 innings.
- Still managed to rank T-5th among Mariners minor leaguers with nine saves despite being traded in July.
- Finished the season on the Memphis (AAA) postseason roster and threw a scoreless inning with two strikeouts in the Pacific Coast League playoffs.

## 2017

- Combined to go 3-0 with a 3.24 ERA over 19 appearances between Everett (R) and Clinton (A) in his first professional season.
- Struck out at least one batter in all 19 appearances with a season-high five batters vs. Quad Cities (7/28) over 2.0 innings.
- Earned his first professional win at Quad Cities (7/28) and his first professional save at Quad Cities (7/8).
- Ranked 12th among Mariners minor league pitchers with five saves despite starting his season in late June following the MLB Draft.
- Averaged 15.1 strikeouts/9 IP with 42 in 25.0 innings, the 3rd-highest ratio among Mariners minor league relievers.

## AWARDS & HONORS

**Arizona Fall League Rising Stars**  
2019: Glendale

**California League Mid-Season All-Star**  
2018: Modesto (A)

**AABC Connie Mack World Series Champions**  
2014: Dallas D-Bat Gallegos

## BACKGROUND/PERSONAL

- Played high school baseball and graduated from Frisco Centennial (TX) High School.
- Was a member of the Dallas D-Bat Gallegos team which won the 2014 Connie Mack World Series.
- Played college baseball at Dallas Baptist University where he played on three straight NCAA Regional Qualifying teams (2015-17).
- Left Dallas Baptist as the all-time saves leader with 27.
- Led the Missouri Valley Conference and ranked 7th in NCAA Division 1 in saves in 2016. Ranked 2nd in the Missouri Valley Conference and 17th in NCAA Division 1 in saves in 2017.
- In 2016 was a First Team All-Missouri Valley Conference relief pitcher and MVC First Team Scholar Athlete.
- Played summer ball in the Cape Cod League in 2016 for the Falmouth Commodores and for the Altamonte Springs Boom in 2015 where he was Florida League Reliever of the Year.
- Resides in Frisco, Texas.





# ALEX FAGALDE

(fuh-goll-dee)

# 93

HEIGHT	WEIGHT	BATS/THROWS	BIRTH DATE	ML SERVICE
6-2	225	R/R	4/29/1994	0.000

**FULL NAME:** Alexander Glenn FaGalde

**BORN:** Sacramento, California

**OPENING DAY AGE:** 25 (Turns 26 on April 29)

**BECAME CARDINAL:** Selected in the 30th round (904th overall) of the June, 2017 First-Year Player Draft

**CONTRACT STATUS:** Signed through 2020

**PITCHER (NON-ROSTER)**



## COMPLETE RECORD

Year	Team	W-L	ERA	G	GS	CG	GF	SHO	SV	IP	H	R	ER	HR	HBP	BB	IBB	SO	WP	BK	BA
2017	State College	1-2	2.61	8	0	0	3	0	0	10.1	15	6	3	1	1	4	0	12	1	0	.326
	GCL Cardinals	2-1	2.25	6	1	0	0	0	0	12.0	12	3	3	1	0	0	0	14	0	0	.255
2018	Palm Beach	4-2	3.20	7	7	0	0	0	0	39.1	34	14	14	3	2	9	0	39	0	0	.238
	Peoria	6-3	1.63	13	12	0	0	0	0	77.1	56	17	14	6	3	17	0	77	1	0	.199
2019	Springfield	4-5	4.43	12	11	0	0	0	0	67.0	62	34	33	11	0	23	0	51	2	2	.250
	Palm Beach	6-3	1.99	13	13	0	0	0	0	72.1	48	18	16	6	3	16	0	62	1	0	.188
<b>MINOR TOTALS</b>		<b>23-16</b>	<b>2.68</b>	<b>59</b>	<b>44</b>	<b>0</b>	<b>3</b>	<b>0</b>	<b>0</b>	<b>278.1</b>	<b>227</b>	<b>92</b>	<b>83</b>	<b>28</b>	<b>9</b>	<b>69</b>	<b>0</b>	<b>255</b>	<b>5</b>	<b>2</b>	<b>.223</b>

## CAREER NOTES

- Ranks 2nd among Cardinals minor league pitchers with 20 wins over the past two seasons, posting back-to-back 10-win campaigns.
- Is 19-13 with a 2.42 ERA in 44 career starts and 4-3 with a 4.91 ERA in 15 career relief appearances.
- Starts strong with a 10-6 record and 2.02 ERA prior to the All-Star Break and 13-10 with a 3.33 ERA Post All-Star Break.
- Made three appearances and one start for the Aguilas, allowing just one unearned run in 6.0 innings during the 2019-20 Dominican Winter League.

## 2019

- Entered the season rated as having the "Best Control" in the Cardinals organization by *Baseball America*.
- Made a career-high 24 starts between Palm Beach (A) and Springfield (AA), also recording career highs in innings pitched (139.1). Combined to go 10-8 with a 3.17 ERA over 24 starts (25 appearances).
- Ranked among Cardinals minor league pitchers in wins (10, 4th), strikeouts (113, 8th), games started (24, 7th) and innings pitched (139.1, 7th).

## AWARDS & HONORS

**Florida State League Mid-Season All-Star**  
2019: Palm Beach (High-A)

- Named a Florida State League All-Star after posting a 6-3 record with a 1.99 ERA in Palm Beach before receiving a promotion to Springfield before the All-Star Game and did not participate.
- Threw a season-high 8.0 scoreless innings of two-hit ball in his first start for Springfield at Midland (6/17).
- Compiled a season-high 19.0 consecutive scoreless innings from 5/30-6/17, including three scoreless starts.
- Made 12 starts of 6.0 innings or more with 11 quality starts. Had seven starts of 7.0 innings or more. Surpassed the 100-pitch threshold twice during the season, both of starts under 6.0 innings.
- Struck out a season-high eight batters twice.
- Threw 5.0 innings in his only relief appearance, coming in after an Austin Gomber rehab start and matching his season-high in runs allowed (7).

## 2018

- Ranked among Cardinals minor leaguers in wins (10, T2nd), strikeouts (116, T6th), ERA (2.16, 2nd), opponent BA (.212, 3rd), strikeout/walk ratio (4.5, 10th) and WHIP (0.99, 8th).
- Posted double-digit strikeouts fanning 10 over 7.2 innings at Clinton (6/3) and 10 over 7.0 scoreless innings of one-hit ball at Clinton (7/28).
- Made 13 starts (of 19 total) tossing 6.0 IP or more (all quality).
- Did not allow a run in four straight starts from 7/8-8/2 covering 24.0 innings.

## 2017

- Split first pro season between the Gulf Coast League (R) and State College (A), going 3-3 with a 2.42 ERA (22.1 IP) and 26 strikeouts.
- Made one start and threw 3.0 scoreless innings vs. the GCL Mets (7/28), striking out a season-high four batters.

## BACKGROUND/PERSONAL

- Graduated from Oak Ridge High School where he was a three-sport athlete playing baseball, football and participated in track and field.
- Played college baseball at Cuesta College in San Luis Obispo, Calif., before transferring to the University of California-Riverside.
- Earned Big West All-Academic Team honors at UC-Riverside and was 7-4 with a 3.39 ERA over 79.2 innings during his 2017 senior season. Ranked 7th in the Big West in wins, 9th in ERA and 13th in strikeouts.
- Resides in El Dorado Hills, California.





# JUNIOR FERNÁNDEZ

# 44

HEIGHT	WEIGHT	BATS/THROWS	BIRTH DATE	ML SERVICE
6-3	215	R/R	3/2/1997	0.055

**FULL NAME:** Junior Fabio Fernández

**BORN:** Santo Domingo Centro, Dominican Republic

**OPENING DAY AGE:** 23

**BECAME CARDINAL:** Signed as an international free agent, July 2, 2014

**CONTRACT STATUS:** Signed through 2020

**MLB DEBUT:** August 11, 2019 vs. Pittsburgh

**PITCHER**



## COMPLETE RECORD

Year	Team	W-L	ERA	G	GS	CG	GF	SHO	SV	IP	H	R	ER	HR	HBP	BB	IBB	SO	WP	BK	BA
2014	DSL Cardinals	0-5	5.79	7	6	0	0	0	0	28	29	25	18	1	5	12	0	13	7	0	.276
2015	Palm Beach	0-0	1.35	2	1	0	0	0	0	6.2	8	2	1	0	0	2	0	5	2	0	.308
	GCL Cardinals	3-2	3.88	11	9	0	0	0	0	51	54	27	22	0	5	15	0	58	7	1	.274
2016	Palm Beach	2-2	5.36	10	6	0	1	0	0	43.2	48	29	26	4	3	20	0	25	2	0	.271
	Peoria	6-5	3.33	14	14	0	0	0	0	78.1	71	37	29	3	5	34	0	63	7	0	.244
2017	Palm Beach	5-3	3.69	16	16	1	0	0	0	90.1	82	41	37	5	7	39	1	58	7	2	.249
2018	Springfield	0-0	5.14	16	0	0	2	0	0	21	19	12	12	1	0	16	2	17	1	0	.253
	Palm Beach	1-0	0.00	8	0	0	5	0	3	9.2	9	2	0	0	2	2	0	7	0	0	.265
2019	ST. LOUIS	0-1	5.40	13	0	0	5	0	0	11.2	9	7	7	2	4	6	0	16	2	0	.205
	Memphis	2-1	1.48	18	0	0	5	0	2	24.1	17	6	4	0	2	11	0	27	1	1	.191
	Springfield	1-1	1.55	18	0	0	11	0	5	29	18	6	5	0	1	11	1	42	5	0	.176
	Palm Beach	0-0	1.54	9	0	0	8	0	4	11.2	8	2	2	0	1	8	0	11	1	0	.190
<b>MINOR TOTALS</b>		20-19	3.57	129	52	1	32	0	14	393.2	363	189	156	14	31	170	4	326	40	4	.247
<b>MAJOR TOTALS</b>		0-1	5.40	13	0	0	5	0	0	11.2	9	7	7	2	4	6	0	16	2	0	.205

**Note:** Major League Uniform Numbers Worn: 44 (2019)

## REGULAR SEASON FIELDING RECORD

Position	PCT	G	PO	A	E	TC	DP
Pitcher	.000	13	0	0	1	1	0

## REGULAR SEASON BATTING RECORD

Year	Team	AVG	G	AB	R	H	2B	3B	HR	RBI	SH	SF	HBP	BB	IBB	SO	SB	CS	GDP	SLG	OBP	E
2019	ST. LOUIS	.000	13	0	0	0	0	0	0	0	0	0	0	0	0	0	0	0	0	.000	.000	1
<b>MAJOR TOTALS</b>		.000	13	0	0	0	0	0	0	0	0	0	0	0	0	0	0	0	0	.000	.000	1

## CAREER NOTES

- Converted to a starting pitcher in 2018 and made the move from Palm Beach (High-A) to St. Louis during the 2019 season.
- Was on the 40-man roster at the end of the 2019 regular season, but not selected for the postseason roster.
- Enters the 2020 season ranked by *Baseball America* as the No. 12 prospect in the Cardinals organization
- Rated as having the Cardinals "Best Changeup" in 2018 and 2020 by the same publication.
- 2017 Florida State League Mid-Season All-Star and won two Florida State League Pitcher of the Week awards.

## 2019

- Was purchased from Memphis (AAA) on August 6 and recalled for the rest of the season on 9/1.
- Made his MLB debut (7th Cardinal in 2019) vs. PIT on 8/11 and allowed two runs in 2/3 of an inning with two strikeouts.
- Led all Cardinals minor league pitchers with 11 saves.
- Began the season on the roster of the Palm Beach Cardinals (A) of the Florida State League, making stops in Springfield (AA) and Memphis (AAA).
- Appeared in 13 games (10 scoreless).
- Took 1st career loss at ARI (9/25), suffering his 3rd blown save & 2nd in as many games.
- Rookie suffered blown save on 9/15, allowing Ryan Braun grand slam in the 9th. Prior to that, had not allowed a home run all season in the Majors or Minors.
- Posted positive reverse split holding left-handed batters to a .100 BA (1-10) without an extra-base hit and right-handers to a .235 (8-34) with 2 HR.
- Pitched on consecutive days three times with two situations resulting in blown save opportunities.
- Optioned to Memphis on 8/22 and was recalled 8/31 as a September call-up. Threw 1.1 innings in Game 2 vs. CIN (9/1), retiring the side in his first inning before walking two and hitting a batter in his 2nd inning of work.
- Went 0-1 with a 1.54 ERA in nine games with Palm Beach, 1-1, 1.55 ERA in 18 games with Springfield and 2-1, 1.48 ERA in 18 games with Memphis. Pitched 65.0 innings and struck out 80 in the minors without allowing a HR.
- Participated in early workouts and seminars as part of the Cardinals Spring Training Early Program (S.T.E.P.).
- Following the season, rated as having the "Best Changeup" in the FSL in *Baseball America*'s "Best Tools" survey.

## 2018

- Appeared in 24 games as a relief pitcher after starting 52 of his previous 60 professional games from 2014-17.
- Allowed only one home run to 95 total batters faced.
- Entered as the No. 20 prospect and having the "Best Changeup" in the Cardinals organization by *Baseball America*.

## 2017

- Pitched two-thirds of a scoreless inning with a strikeout in the Florida State League Mid-Season All-Star Game.
- Two-time Florida State League Pitcher of the Week (April 17-23 & May 8-14).

## 2019 SEASON & CAREER HIGHS

**Most IP:** 2.0, 8/21/19 vs. Milwaukee  
**Most Strikeouts:** 3, 9/14/19 vs. Milwaukee  
**Most Walks:** 2, twice. Last: 9/11/19[2] vs. Cincinnati  
**Most Runs Allowed:** 4, 9/25/19 at Arizona  
**Most ER Allowed:** 4, 9/25/19 at Arizona  
**Most Hits Allowed:** 2, four times. Last: 9/25/19 at Arizona  
**Most HRs Allowed:** 1, twice. Last: 9/25/19 at Arizona  
**Longest Scoreless Streak:** 7.2 IP, 8/14-9/14/19

## AWARDS & HONORS

**Cardinals Minor League Pitcher of the Month**  
 2019: Springfield (AA) - May

**Baseball America**  
**Best Changeup - Florida State League**  
 2019: Palm Beach (High-A)

**Florida State League Mid-Season All-Star**  
 2017: Palm Beach (High-A)

**Florida State League Pitcher of the Week**  
 2017: Palm Beach (High-A) - April 17-23  
 2017: Palm Beach (High-A) - May 8-14

## CAREER MILESTONES

**Major League Debut**  
 August 11, 2019 vs. Pittsburgh

**First Major League Strikeout**  
 August 11, 2019 vs. Pittsburgh  
 (6th inning, Elias Díaz, looking)

## 2016

- Entered the season rated as the No. 9 prospect in the Cardinals organization by *Baseball America*.
- Ranked T8th among Cardinals minor league pitchers with eight wins.
- Struck out a career-high 10 batters over 8.0 innings vs. Wisconsin (4/23).

## 2015

- Did not allow a home run to 247 total batters faced, ranking him 2nd among Cardinals minor league pitchers in Toughest to Homer Off.

## 2014

- Three of his six starts went 6.0 innings, all quality starts, with only one earned run allowed.

## BACKGROUND/PERSONAL

- Played his sophomore year (2011-12) of high school baseball at Miami's Felix Varela High School.
- Resides in Port St. Lucie, Florida.



# JACK FLAHERTY

# 22

HEIGHT	WEIGHT	BATS/THROWS	BIRTH DATE	ML SERVICE
6-4	225	R/R	10/15/1995	2.006

**FULL NAME:** Jack Rafe Flaherty

**BORN:** Burbank, California

**OPENING DAY AGE:** 24

**BECAME CARDINAL:** Selected in the first round (34th overall) of the June, 2014 First-Year Player Draft

**CONTRACT STATUS:** Signed through 2019

**MLB DEBUT:** September 1, 2017 at San Francisco

**PITCHER**



## COMPLETE RECORD

Year Team	W-L	ERA	G	GS	CG	GF	SHO	SV	IP	H	R	ER	HR	HBP	BB	IBB	SO	WP	BK	BA
2014 GCL Cardinals	1-1	1.59	8	6	0	0	0	0	22.2	18	9	4	1	3	4	1	28	2	0	.209
2015 Peoria	9-3	2.84	18	18	0	0	0	0	95.0	92	38	30	2	7	31	0	97	10	1	.251
2016 Palm Beach	5-9	3.56	24	23	0	0	0	0	134.0	129	63	53	8	2	45	0	126	11	0	.254
2017 Springfield	7-2	1.42	10	10	0	0	0	0	63.1	47	10	10	2	0	11	0	62	1	0	.205
Memphis	7-2	2.74	15	15	0	0	0	0	85.1	73	26	26	10	0	24	2	85	4	0	.233
ST. LOUIS	0-2	6.33	6	5	0	0	0	0	21.1	23	15	15	4	1	10	1	20	0	0	.284
2018 ST. LOUIS	8-9	3.34	28	28	0	0	0	0	151.0	108	59	56	20	11	59	3	182	6	0	.199
Memphis	4-1	2.27	5	5	1	0	0	0	31.2	22	10	8	2	3	7	0	41	0	1	.190
2019 ST. LOUIS	11-8	2.75	33	33	0	0	0	0	196.1	135	62	60	25	7	55	2	231	6	0*	.192
<b>MINOR TOTALS</b>	<b>33-18</b>	<b>2.73</b>	<b>80</b>	<b>77</b>	<b>1</b>	<b>0</b>	<b>0</b>	<b>0</b>	<b>432.0</b>	<b>381</b>	<b>156</b>	<b>131</b>	<b>25</b>	<b>15</b>	<b>122</b>	<b>3</b>	<b>439</b>	<b>28</b>	<b>2</b>	<b>.235</b>
<b>MAJOR TOTALS</b>	<b>19-19</b>	<b>3.20</b>	<b>67</b>	<b>66</b>	<b>0</b>	<b>0</b>	<b>0</b>	<b>0</b>	<b>368.2</b>	<b>266</b>	<b>136</b>	<b>131</b>	<b>49</b>	<b>19</b>	<b>124</b>	<b>6</b>	<b>433</b>	<b>12</b>	<b>0</b>	<b>.200</b>

\* Led League

**Note:** Major League Uniform Numbers Worn: 32 (2017-18), 22 (2019-present)

## DIVISION SERIES RECORD

Year Team	W-L	ERA	G	GS	CG	GF	SHO	SV	IP	H	R	ER	HR	HBP	BB	IBB	SO	WP	BK	BA
2019 STL vs. ATL	1-1	2.77	2	2	0	0	0	0	13.0	12	4	4	2	1	2	0	16	2	0	.240

^ Cardinals Division Series record

## LEAGUE CHAMPIONSHIP SERIES RECORD

Year Team	W-L	ERA	G	GS	CG	GF	SHO	SV	IP	H	R	ER	HR	HBP	BB	IBB	SO	WP	BK	BA
2019 STL vs. WSH	0-1	9.00	1	1	0	0	0	0	4.0	5	4	4	0	0	2	0	6	1	0	.333

## REGULAR SEASON FIELDING RECORD

Position	PCT	G	PO	A	E	TC	DP
Pitcher	.969	67	26	37	2	65	4

**Note: 2019:** Finalist for Rawlings Gold Glove award. Tied for 1st among MLB pitchers in fielding pct. (1.000)



## REGULAR SEASON BATTING RECORD

Year Team	AVG	G	AB	R	H	2B	3B	HR	RBI	SH	SF	HBP	BB	IBB	SO	SB	CS	GDP	SLG	OBP	E
2019 ST. LOUIS	.185	35	54	4	10	3	0	0	4	9	1	0	2	0	17	1	1	0	.241	.211	0
MAJOR TOTALS	.160	69	106	6	17	3	0	0	4	13	1	0	4	0	39	1	1	0	.189	.189	2

### 2019 SEASON HIGHS

**Most IP:** 8.0, 3x. Last: 9/19 at Chicago Cubs  
**Most Strikeouts:** 11, 9/24 at Arizona  
**Most Walks:** 5, 5/14 at Atlanta  
**Most Runs Allowed:** 7, 6/25 vs. Oakland  
**Most Earned Runs Allowed:** 7, 6/25 vs. Oakland  
**Most Hits Allowed:** 9, twice. Last: 6/25 vs. Oakland  
**Most HRs Allowed:** 3, twice. Last: 6/25 vs. Oakland  
**Longest Winning Streak:** 4 games, 8/1-8/23  
**Longest Losing Streak:** 3 games, 6/18-7/7  
**Longest Scoreless Streak:** 23.0 IP, 7/26-8/13

### CAREER HIGHS

**Most IP:** 8.0, 3x. Last: 9/19/19 at Chicago Cubs  
**Most Strikeouts:** 13, twice. Last: 6/22/18 at Milwaukee  
**Most Walks:** 5, twice. Last: 5/14/19 at Atlanta  
**Most Runs Allowed:** 7, 6/25/19 vs. Oakland  
**Most Earned Runs Allowed:** 7, 6/25/19 vs. Oakland  
**Most Hits Allowed:** 9, twice. Last: 6/25/19 vs. Oakland  
**Most HRs Allowed:** 3, twice. Last: 6/25/19 vs. Oakland  
**Longest Winning Streak:** 4 games, 8/1-8/23/19  
**Longest Losing Streak:** 3 games, 3x. Last: 6/18-7/7/19  
**Longest Scoreless Streak:** 23.0 IP, 7/26-8/13/19  
**10+ Strikeout Games:** 8. Last: 9/24/19 at Arizona  
**Last Relief Appearance:** 9/25/17 vs. Chicago Cubs

### CAREER NOTES

- Finished 4th in 2019 National League Cy Young Award voting, 13th in National League Most Valuable Player voting, and was voted to the All-MLB Team Second Team at Starting Pitcher.
- 2019 Rawlings Gold Glove award finalist.
- 2018 Finalist for National League's Outstanding Rookie of the Year by MLBPA Player's Choice Awards, in voting by his peers.
- Finished 5th in 2018 National League Rookie of Year voting.
- Two-time National League Pitcher of the Month award winner (August and September 2019). Became the first NL pitcher to win the award in back-to-back months since Max Scherzer (April & May 2018) and first Cardinal to win twice in a single season since the award was first given out in 1975.
- In 66 career starts, is 18-7 when receiving 2 runs of support or more, and 14-1 when receiving 3 runs or more.
- Struck out 231, walked 55 and recorded a 2.75 ERA in 2019. Since 1885, became only the third pitcher younger than 24-years-old to record a season of at least 230 strikeouts, while permitting 55-or-fewer walks to go along with an ERA of 2.75-or-better, joining Clayton Kershaw (2011) and Mark Prior (2003).
- Sported the 3rd-lowest ERA (0.91) in MLB history in 15 starts after the 2019 All-Star Break, behind 2015 Cubs Jake Arrieta (0.75) and 1994 Braves Greg Maddux (0.87).
- Became the 15th youngest Cardinal to make his Major League debut in a start at 21 years and 321 days old (Sept. 1, 2017 at San Francisco) and the youngest since Rick Ankiel (20 years-35 days) on Aug. 23, 1999 at Montreal.
- At the time of his MLB debut, was the youngest pitcher to make a start in his MLB debut since the Dodgers' Julio Urias (19.289) on May 27, 2016 vs. the New York Mets.
- 2017 Cardinals Minor League Pitcher of the Year.
- Joined the Cardinals organization as first round compensatory pick gained when outfielder Carlos Beltrán signed with the New York Yankees.

### CAREER MILESTONES

**Major League Debut**  
September 1, 2017 at San Francisco

**First Major League Start**  
September 1, 2017 at San Francisco

**First Major League Win**  
May 20, 2018 vs. Philadelphia

**First Major League Strikeout**  
September 1, 2017 at San Francisco  
(1st inning, Denard Span, swinging)

**100th Career Major League Strikeout**  
July 3, 2018 at Arizona  
(6th inning, Ketel Marte, swinging)

### MOST STRIKEOUTS IN FIRST 67 CAREER GAMES - NATIONAL LEAGUE HISTORY

Rank	Team(s)	Season(s)	SO
1.	Dwight Gooden	Mets	1984-86 550
2.	José Fernández	Marlins	2013-16 520
3.	Hideo Nomo	Dodgers	1995-97 512
4.	Kerry Wood	Cubs	1998, 2000 507
5.	Mark Prior	Cubs	2002-04 501
6.	Tim Lincecum	Giants	2007-09 491
7.	Noah Syndergaard	Mets	2015-18 457
8.	Stephen Strasburg	Nationals	2010-13 456
9.	Matt Harvey	Mets	2012-16 454
10.	Oliver Perez	Padres/Pirates	2002-04 452
11.	Jacob deGrom	Mets	2014-16 440
12.	Jack Flaherty	Cardinals	2017-19 433

Since 1908

### Strikeouts

- Is the 3rd Cardinal in franchise history to strike out 180 or more in two of his first three career seasons (2018-19), joining Dizzy Dean (1932-33), and Lance Lynn (2012-13).
- Struck out 231 in 2019 (6th in NL), becoming the 8th different Cardinal (19th instance) and the youngest in franchise history to strike out 200 or more in a season.
- His 231 strikeouts ranked 6th in franchise single-season history, trailing only Bob Gibson (1964, 1965, 1968, 1969, 1970).
- Has struck out 433 batters over his first 67 career games, the most ever by a Cardinal and 12th-most in National League history (since 1908).
- Recorded five double-digit strikeouts games in 2019 and has eight for his career. His eight games with 10+ strikeouts in his first 67 career games are a Cardinals record.
- In 2019, set the Cardinals single-season records in strikeouts/ 9 IP (10.59) and percentage of swings that missed (30.7) (in data since 1988).
- Led the National League with 124 strikeouts after the All-Star Break in 2019. Ranks 2nd among NL pitchers with 219 strikeouts Post All-Star Break over the last two seasons (2018-19) behind only Mets Jacob deGrom (237).
- His 182 strikeouts as a rookie in 2018 ranked 3rd all-time in Cardinals history behind Rick Ankiel (194 in 1999) and Dizzy Dean (191 in 1932).
- Averaged 10.85 strikeouts/9 IP in 2018, ranking first among rookies in franchise history (min. 150 IP) and 4th all-time for rookies behind Kerry Wood (12.58 in 1998), Dwight Gooden (11.39 in 1984) and Hideo Nomo (11.10 in 1995).

### Postseason

- Established a Cardinals Division Series record with 16 strikeouts in 2019 vs. Atlanta.
- Became the 6th pitcher in MLB postseason history and first Cardinal age 23 or younger to make two starts in a division series, joining Jaret Wright (1997 Indians), Fernando Valenzuela (1981 Dodgers), Jarrod Parker (2012 A's), Sonny Gray (2013 A's), and Gerrit Cole (2013 Pirates).
- Joined Chris Carpenter (1-0 CG win at Philadelphia in 2011) and Adam Wainwright (6-1 CG win vs. Pittsburgh in 2013) as the only Cardinals starters to win a deciding NLDS Game 5. Allowed one run while striking out eight in 6.0 innings in 13-1 win at Atlanta (10/9/19).

### 2019

**NL Ranks:** ERA (2.75, 4th), starts (33, T3rd), innings pitched (196.1, 8th), WHIP (0.97, T1st), opponent BA (.192, 1st), opponent on-base pct. (.256, 1st), opponent slugging pct. (.335, 3rd), opponent OPS (.591, 2nd), hits/9 IP (6.19, 1st), baserunners/9 IP (9.03, 1st), strikeouts (231, 6th), strikeouts/9 IP (10.59, 9th), strikeouts/BF (29.9%, 5th), quality starts (20, T6th), highest percent of swings that miss (30.7%, 6th), lowest percent of pitches put into play (15.1, 5th), lowest percent of swings put into play (31.4, 4th), most pitches thrown per batter faced (4.12, 1st), opp. SB percentage (1-4, 25.0, \*1st).

- Finished 4th in the National League Cy Young award voting, 13th for NL Most Valuable Player award, and was recognized as one of five starting pitchers on the All-MLB Second Team.

### AWARDS & HONORS

**All-MLB Second Team - Starting Pitcher**  
2019: St. Louis

**National League Pitcher of the Month**  
2019: St. Louis - August  
2019: St. Louis - September

**St. Louis BBWAA J.G. Taylor Spink  
Baseball Man of the Year**  
2019

**Baseball America MLB All-Rookie Team**  
2018: St. Louis

**Cardinals Minor League Pitcher of the Year**  
2017: Springfield (AA) & Memphis (AAA)

**Cardinals Minor League Pitcher of the Month**  
2017: Springfield (AA) - April

**Pacific Coast League Player of the Month**  
2017: Memphis (AAA) - August

**Texas League Pitcher of the Week**  
2017: Springfield (AA) - April 17-23

**Texas League Mid-Season All-Star**  
2017: Springfield (AA)

**Texas League Post-Season All-Star**  
2017: Springfield (AA)

**Texas League Player of the Month**  
2017: Springfield (AA) - April

**Baseball America  
Minor League All-Star - First Team**  
2017: Springfield (AA) & Memphis (AAA)

**All-Star Futures Games Selection**  
2017: United States

### MOST SINGLE-SEASON STRIKES BY A CARDINAL

Rank	Season	Strikeouts	IP
1. Bob Gibson	1970	274	294.0
2. Bob Gibson	1965	270	299.0
3. Bob Gibson	1969	269	314.0
4. Bob Gibson	1968	268	304.2
5. Bob Gibson	1964	245	287.1
<b>6. Jack Flaherty</b>	<b>2019</b>	<b>231</b>	<b>196.1</b>
7. Sam Jones	1958	225	250.0
Bob Gibson	1966	225	280.1
<b>9. Adam Wainwright</b>	<b>2013</b>	<b>219</b>	<b>241.2</b>
<b>10. Carlos Martínez</b>	<b>2017</b>	<b>217</b>	<b>205.0</b>

### HIGHEST SINGLE-SEASON STRIKEOUTS/9 IP BY A CARDINAL

Rank	Season	SO/9	SO	IP
1. Jack Flaherty	2019	10.59	231	196.1
2. Rick Ankiel	2000	9.98	194	175.0
3. Carlos Martínez	2017	9.53	217	205.0
4. Carlos Martínez	2015	9.22	184	179.2
5. Lance Lynn	2012	9.20	180	176.0

### LOWEST SINGLE-SEASON OPPONENT BA & HITS/9 IP BY A CARDINAL

Rank	Season	H/9	BA	IP
1. Bob Gibson	1968	5.85	.184	304.2
2. Jack Flaherty	2019	6.19	.192	196.1
3. José DeLeón	1989	6.36	.197	244.2

### LOWEST SINGLE-SEASON BASERUNNERS/9 IP BY A CARDINAL

Rank	Season	BR/9	IP
1. Bob Gibson	1968	7.89	304.2
2. John Tudor	1985	8.61	275.0
3. Dick Hughes	1967	8.78	222.1
4. Jack Flaherty	2019	9.03	196.1

### LOWEST SINGLE-SEASON WHIP BY A CARDINAL

Rank	Season	WHIP	IP
1. Bob Gibson	1968	0.85	304.2
2. John Tudor	1985	0.94	275.0
3. Dick Hughes	1967	0.95	222.1
4. Jack Flaherty	2019	0.97	196.1

### LOWEST SINGLE-SEASON PERCENT OF SWINGS PUT IN PLAY BY A CARDINAL

Rank	Season	% Swings in Play
1. Jack Flaherty	2019	31.4
2. Rick Ankiel	2000	32.8
3. Shelby Miller	2013	34.7

Since 1988

### HIGHEST SINGLE-SEASON SWING & MISS PERCENTAGE BY A CARDINAL

Rank	Season	% Swing & Miss
1. Jack Flaherty	2019	30.7
2. José DeLeón	1988	26.3
3. Todd Stottlemyre	1996	25.9

Since 1988

### LOWEST SINGLE-SEASON PERCENT OF PITCHES PUT IN PLAY BY A CARDINAL

Rank	Season	% Pitches in Play
1. Rick Ankiel	2000	14.4
2. Jack Flaherty	2019	15.1
3. Lance Lynn	2012	16.3

Since 1988

- Finalist for the Rawlings Glove Glove award. Was one of eight NL pitchers (and three Cardinals) to record a perfect fielding percentage.
- Established single-season career highs in wins (11), innings pitched (196.1), strikeouts, quality starts and starts.
- Set Cardinals single-season records in strikeouts/9 IP (10.59) and percentage of swings that missed (30.7) (in data since 1988). His .192 opponent batting average was 2nd to only Bob Gibson (.184) in 1968.
- Struck out 231, walked 55 and recorded a 2.75 ERA. Since 1885, became only the third pitcher younger than 24-years-old to record a season of at least 230 strikeouts, while permitting 55-or-fewer walks to go along with an ERA of 2.75-or-better, joining Clayton Kershaw (2011) and Mark Prior (2003).
- Became the 8th different Cardinal (19th instance) and youngest in franchise history to strike out 200 or more batters in a season. His 231 strikeouts ranked 6th in franchise single-season history, trailing only Bob Gibson (1964, 1965, 1968, 1969, 1970).
- Led the National League with 124 strikeouts after the All-Star Break. Ranks 2nd among NL pitchers with 219 strikeouts Post All-Star Break over the last two seasons (2018-19) behind only Mets Jacob deGrom (237).
- Recorded five double-digit strikeouts games (T7th in NL) and has eight for his career; His eight games with 10+ strikeouts in his first 67 career games are a Cardinals record.
- Sported the 3rd-lowest ERA (0.91) in MLB history in 15 starts after the All-Star Break, behind 2015 Cubs Jake Arrieta (0.75) and 1994 Braves Greg Maddux (0.87).
- In the second half of the season, went 7-2 with 124 strikeouts, 23 walks and a 0.91 ERA (99.1 IP) in 15 starts, becoming the first MLB pitcher since 1915 to record at least 120 strikeouts while posting an ERA of 1.00-or-lower in the second half of a season.
- Two-time National League Pitcher of the Month award winner (August and September). Became the first NL pitcher to win the award in back-to-back months since Max Scherzer (April & May 2018) and first Cardinal to win twice in a single season since the award was first given out in 1975.
- Named NL Pitcher of the Month for August (4-1, 0.71 ERA in six starts). Was the first Cardinal to win the award since Adam Wainwright (Sept. 2014).
- Named NL Pitcher of the Month for September. In six starts, led all of MLB in ERA (0.82), average against (.118), WHIP (0.57), and opponent OPS (.344) while pacing the NL in strikeouts (53). Logged four scoreless starts with at least 7.0 innings pitched.
- The first time facing the opposition through a lineup, led all MLB starting pitchers in average against (.128), on-base pct. (.190), slugging pct. (.209), and OPS (.399). His .128 batting average (35-273) ranked 2nd-lowest in MLB history among starting pitchers (min. 100 BF, since 1974) and tied Kevin Siegrist (2013) for lowest by any Cardinals pitcher in franchise history (since 1974).
- Carried a shutout 5.0 innings or longer into a game 13 times (T2nd NL).

- Limited opposing right-handed batters to a .182 average (63-347), ranking 3rd in the NL this season and 2nd all-time in Cardinals history (Jose DeLeon, .148 in 1989).
- Twelve of his team-leading 33 starts were scoreless, most in MLB among non-openers and most by a Cardinal since Adam Wainwright (12) in 2014.
- Made 14 starts of 6.0+ innings while holding his opposition to three hits or fewer (most in MLB), and eight starts of 7.0+ frames and three hits or fewer (shared MLB lead with Justin Verlander and Jacob deGrom).
- His 1.48 ERA (73.0 IP) in 12 day starts ranked 3rd-lowest in the National League.
- Received zero runs of support in five of his eight losses.
- Over a 12-start span from July 7-Sept. 8, went 6-2 with 0.80 ERA (7 ER/78.1 IP) and .146 opp. BA. Since ERA became an official stat in 1913, the only other pitchers in MLB history to have a sub-1.00 ERA and sub-.150 opp. BA over a single-season 12-start span were Cubs Jake Arrieta (2015) & Red Sox Chris Sale (2018).
- Matched his single-game career high 8.0 IP in three of his regular season-ending six starts.
- Logged 23.0 scoreless IP streak (7/26-8/13), longest by a Cardinals starting pitcher since Adam Wainwright's 25.0 scoreless innings in 2014.

**2019 POSTSEASON:** Went 1-2 with a 4.24 ERA (17.0 IP) in three Postseason starts against Atlanta and Washington... Was 1-1 with a 2.77 ERA in two starts during the NLDS against Atlanta, striking out a Cardinals Division Series record 16 batters...became the 6th pitcher in MLB postseason history and first Cardinal age 23 or younger to make two starts in a division series, joining Jaret Wright (1997 Indians), Fernando Valenzuela (1981 Dodgers), Jarrod Parker (2012 A's), Sonny Gray (2013 A's), and Gerrit Cole (2013 Pirates)...Made his postseason debut in NLDS Game 2 at SunTrust, becoming the youngest Cardinals starting pitcher to make his postseason debut since Shelby Miller (23.362) in Game 4 of the 2014 NLDS vs. Los Angeles...threw 117 pitches over 7.0 innings in Game 2, most by a Cardinal in his postseason debut since Woody Williams threw 133 pitches in 7.0 innings of one-run ball in Game 2 of the 2001 NLDS at Arizona...earned the win in the Division Series deciding Game 5, pitching 6.0 innings allowing one run on a solo home run while matching his postseason strikeout high (8)...joined Chris Carpenter (1-0 CG win at Philadelphia in 2011) and Adam Wainwright (6-1 CG win vs. Pittsburgh in 2013) as the 3rd Cardinal to win an NLDS Game 5...drew a bases loaded walk in Game 5, the first Cardinals pitcher since Bob Gibson in Game 4 of the 1968 World Series to do so.

## 2018

- NL Rookie of the Year candidate made 28 starts over three stints with St. Louis, while being named to *Baseball America's* All-Rookie Team at one of five starting pitcher positions.
- Finished 5th in the NL Rookie of the Year voting.
- Struck out 223 batters between St. Louis and Memphis (AAA) in 34 starts covering 182.2 innings (10.99 K/9 IP).
- Ranked among NL rookies in wins (8, T1st), ERA (3.34, 3rd), strikeouts (182, 1st), opponent batting average (.199, 2nd), win percentage (.471, T1st), innings (151.0, 2nd), starts (28, 2nd), quality starts (10, 4th) and walks (59, 1st).

## LOWEST SINGLE-SEASON POST ALL-STAR ERA - MLB HISTORY

Rank	Season	Team	ERA
1. Jake Arrieta	2015	Cubs	0.75
2. Greg Maddux	1994	Braves	0.87
3. <b>Jack Flaherty</b>	<b>2019</b>	<b>Cardinals</b>	<b>0.91</b>
4. Kris Medlen	2012	Braves	0.94

*minimum 70 innings pitched (since 1933)*

## DOUBLE-DIGIT STRIKEOUT GAMES BY A CARDINAL - FIRST 67 CAREER GAMES

Rank	Games	Career SO	Season(s)
1. <b>Jack Flaherty</b>	<b>8</b>	<b>433</b>	<b>2017-19</b>
2. Alan Benes	7	316	1995-97
3. Rick Ankiel	6	269	1999-2004
4. Harvey Haddix	5	306	1952-54
5. Lance Lynn	4	308	2012-13

*Since 1908*

## DOUBLE-DIGIT STRIKEOUT GAMES BY A CARDINAL - CAREER

Rank		Games	Seasons
1.	Bob Gibson	74	1959-75
2.	Chris Carpenter	14	2004-12
3.	Steve Carlton	13	1965-71
4.	Matt Morris	10	1997-98, '2000-05
	Andy Benes	10	1996-97, 2000-02
	<b>Adam Wainwright</b>	<b>10</b>	<b>2005-10, '12-19</b>
	<b>Carlos Martínez</b>	<b>10</b>	<b>2013-19</b>
8.	Sam Jones	9	1957-58, '63
	Lance Lynn	9	2011-15, '17
	José DeLeón	9	1988-92
11.	<b>Jack Flaherty</b>	<b>8</b>	<b>2017-19</b>
	Todd Stottlemyre	8	1996-98
	Darryl Kile	8	2000-02
	Dizzy Dean	8	1930, '32-37

*Since 1908*

## MOST STRIKEOUTS AFTER THE ALL-STAR BREAK (2018-19 SEASONS)

MLB Rank	Team	SO	IP
1. Justin Verlander	Astros	265	172.2
2. Gerrit Cole	Astros	255	167.2
3. Jacob deGrom	Mets	237	187.2
4. <b>Jack Flaherty</b>	<b>Cardinals</b>	<b>219</b>	<b>175.1</b>
5. Mike Clevinger	Indians	218	179.2

## MOST STRIKEOUTS BY A CARDINAL IN A DIVISION SERIES

Rank	Season	Opponent	SO	
1. Jack Flaherty	2019	Braves	16	
2. Adam Wainwright	2012	Nationals	15	
	Adam Wainwright	2013	Pirates	15
4. Matt Morris	2001	Diamondbacks	12	
	Chris Carpenter	2006	Padres	12

**YOUNGEST PITCHERS TO START A ST. LOUIS CARDINALS HOME OPENER**

Rank	Age	Date	Opponent	Result	IP	H	R	ER	BB	SO	HR
1. Pink Hawley	20.143	4/27/1893	Louisville Colonels	W, 4-2	-	-	-	-	-	-	-
2. Lee Meadows	20.284	4/22/1915	Chicago Cubs	W, 9-5	5.1	5	5	4	3	1	1
3. Jerry Reuss	21.295	4/10/1971	San Francisco Giants	L, 6-4	3.0	5	4	4	3	3	2
4. Johnny Lush	22.190	4/15/1908	Pittsburgh Pirates	L, 3-1	10.0	8	3	1	3	7	0
5. Paul Dean	22.252	4/23/1935	Chicago Cubs	W, 9-5	9.0	7	5	5	1	4	2
6. Bill Sherdel	22.259	5/1/1919	Cincinnati Reds	L, 6-3	1.0	4	4	4	0	1	0
7. Michael Wacha	22.280	4/7/2014	Cincinnati Reds	W, 5-3	6.0	7	1	1	1	3	0
8. Roy Golden	22.282	4/20/1911	Chicago Cubs	L, 6-5	2.0	3	5	1	2	2	1
9. Johnny Stuart	22.354	4/15/1924	Chicago Cubs	L, 6-5 (ND)	3.1	7	4	4	2	1	0
10. Dizzy Dean	23.094	4/20/1933	Chicago Cubs	L, 1-3	8.0	6	3	3	2	4	0
11. Jack Flaherty	23.172	4/5/2019	San Diego Padres	L, 5-3 (ND)	5.0	6	0	0	2	6	0

- St. Louis was 11-17 in his 28 starts, which were most by a Cardinals rookie pitcher since Shelby Miller (31) in 2013.
- Pitched at least 6.0 innings in 11 starts (2nd on STL) and at least 7.0 innings in four outings (T2nd on STL).
- Limited the opposition to one run or fewer in 15 starts (T4th among NL pitchers) and 4 earned runs or fewer in 27 starts.
- His team-leading 182 strikeouts led Major League rookie pitchers, ranked 11th among all NL pitchers, and were the 3rd-most all-time in Cardinals single-season history for rookies, trailing only Dizzy Dean (191 in 1932) and Rick Ankiel (194 in 2000).
- Struck out 95 batters after the All-Star Break, 5th-most among NL pitchers.
- After the 2018 season, his 202 strikeouts over his first 34 career games were most by a Cardinal and ranked 17th all-time in National League history (since 1908).
- Averaged 10.85 strikeouts/9 IP, ranking first among rookies in franchise history (min. 150 IP) and 4th all-time for rookies behind Kerry Wood (12.58 in 1998), Dwight Gooden (11.39 in 1984) and Hideo Nomo (11.10 in 1995), all who went on to win Rookie of the Year awards.
- His .199 average against ranked as the 5th-lowest mark in MLB history among rookies (min. 150 IP). Jose Fernandez (2013) and Hideo Nomo (1995) co-lead at .182.
- Ranked 6th in the NL in Hits/ 9 IP (6.44), which also tied Fred Beebe (1906) for lowest all-time among rookies in franchise history (min. 150 IP).
- Threw his curveball 11.2 % (289 of 2,587) of the time and allowed only 8 singles and no extra-base hits (.178 slugging). Opponents hit .181 (34-188) vs. his slider (*Statcast*).
- 14.0% of his pitches were put into play, 6th-lowest in NL single-season history and lowest by a Cardinal (min. 150 IP).
- 30.1% of opposing swings were put in play, 2nd-lowest in the NL in 2018 (Max Scherzer 27.5), 8th-lowest NL single season history and lowest by a Cardinal (min. 150 IP).
- His 31.5% swing-and-miss percentage was T3rd-highest in the NL, highest by a Cardinal in single-season history (min. 150 IP).
- Yielded team-leading 20 home runs (1.19 HR/9 IP), accounting for 28 of his total 59 (47.5%) runs allowed. Surrendered at least one homer in 18 starts (T7th in NL).
- Sported the 5th-lowest ERA of NL pitchers to allow 20 or more homers, behind Max Scherzer (2.53, 23 HR), Jameson Taillon (3.20, 20), Zack Greinke (3.21, 28), and Jon Lester (3.32, 24).
- Ranked T4th among NL pitchers with 11 hit batsmen, including four Cubs.
- Received team-low 4.41 run support average, 13th-lowest in the NL. Received one run or fewer of support in 11 starts & 2 runs or fewer in 18 starts. He was 7-0 (STL 8-2) in games which he received 3 or more runs of support.
- Was one of nine NL pitchers to not allow a hit with the bases loaded (min. 9 batters faced).
- Recalled (3/28) when Adam Wainwright was placed on the 10-day IL and made his 2018 season debut at Milwaukee (4/3), striking out a-then MLB career-high nine Brewers in a 5-4 loss at Miller Park.
- Earned his first career Major League win with a 13-strikeout masterpiece, leading St. Louis to a 5-1 victory over the Phillies (5/20) at Busch. Established single-game career highs in innings (7.2), strikeouts and pitches (120). Retired the first 10 batters and 12 of the final 13; his lone blemish was a first-pitch solo home run to Rhys Hoskins in the 4th inning.
- Became the 8th Cardinal to post 10 or more strikeouts in one of his first nine MLB starts and the most recent since Luke Weaver (8/31/2016 at Milwaukee).
- Fanned 13 batters on two occasions (5/20 vs. PHI & 6/22 at MIL), most by a Cardinal in 2018 and tying a Cardinals rookie record shared with Shelby Miller (5/10/13 vs. COL), Dick Hughes (5/30/67 at CIN) and Scipio Spinks (6/25/72 at NYM).
- His 13 strikeouts in one of his first 10 career MLB games surpassed the previous Cardinals record of 11 by Alan Benes (1996) and Harvey Haddix (1952).
- Joined Ernie Broglio (7/15/60 vs. CHI), Bob Gibson (6/17/70 at SD), Todd Stottlemire (5/11/98 vs. MIL), Shelby Miller (5/10/13 vs. COL) and Jaime Garcia (4/14/16 vs. MIL) as the 6th Cardinal in franchise history to allow 2 or fewer hits, 2 or fewer walks, and strike out 13 or more batters in a start.
- Is one of just six pitchers in MLB history to have two or more 13+ strikeout performances in their first 17 career games: Kerry Wood (4-1998), Hideo Nomo (4-1995), Don Wilson (2-1967), Bob Turley (1953-54) & Bob Feller (2-1936).



- Was the first MLB pitcher to throw 120 or more pitches in one of his first 10 MLB games since Odrisamer Despaigne vs. NYM (123, 7/20/2014) and the youngest Cardinals pitcher to do so since Bud Smith's (21.315) no-hitter at San Diego on 9/3/01 (134 pitches).
- Carried a no-hitter for 6.1 innings at Milwaukee (6/22), before allowing a Jesus Aguilar solo HR. Matched his own Cardinals rookie single-game record with 13 strikeouts.
- Hurlled 5.0 scoreless frames in a no-decision to lead St. Louis to a 5-0 shutout win over the Cubs on ESPN Sunday Night Baseball on Father's Day (6/17) at Busch. Became the 3rd Cardinals starting pitcher 22 years or younger to throw at least 5.0 shutout innings in a start against the Cubs since 1963, joining Andy Rincon (9.0 IP, 4/21/1981) and Shelby Miller (5.0, IP, 6/17/13).
- His 38 strikeouts in July ranked 2nd in the NL and was the 2nd-highest total by a Cardinals rookie in the month of July, behind only Dizzy Dean (54 in 1932).
- Was 4-0 with a 1.13 ERA in five August starts, ranking T3rd in the NL in ERA leading the league with .136 opponent batting average. Became the 5th rookie starter in the last 30 seasons with four or more wins and an ERA below 1.20 in a calendar month (*Elias*).
- Southern California native held the Dodgers hitless over his first 5.1 innings (8/22) before allowing Joc Pederson solo HR in the 6th inning, his lone hit allowed. Struck out 10, taking no-decision in a 3-1 Cardinals loss at Dodger Stadium. It marked his seventh-straight start with 7 or more strikeouts; first Cardinal to do so since Chris Carpenter (7 straight, June 8-July 17, 2005).
- Took the loss after holding the Dodgers to one run (Yasiel Puig solo HR) while striking out eight in a 3-0 defeat opposite Walker Buehler at Busch Stadium on 9/14. Was his first lost since July 31 vs. Colorado (spanning 7 starts). Passed Dick Hughes (161, 6th) and Harvey Haddix (163, 5th) among Cardinals rookie strikeout leaders during that game.
- Made five starts over two stints for Memphis (AAA), going 4-1 w/ 2.27 ERA (31.2 IP) and 41 strikeouts (11.7 SO/9 IP).
- At the time of his final recall (5/15), ranked among the PCL leaders in wins (4, T2nd), ERA (2.27, 2nd), strikeouts (41, T6th) and WHIP (0.92, 3rd).
- Was one of three Redbirds in the Top 6 in the PCL in strikeouts with Austin Gomber (44, T2nd) and Daniel Ponce de Leon (44, T2nd).

## 2017

- Named the Cardinals Minor League Pitcher of the Year and appeared in six games (five starts) for St. Louis during his Major League debut season.
- Led Cardinals minor league pitchers in ERA (2.18) & strikeouts (147), co-led in wins (14), and ranked 3rd in innings pitched (148.2) and T4th in starts (25) in 2017.
- The last Cards pitcher to lead the minor league organization in all three categories at the end of the minor league season was Rick Ankiel in 1999 (13-3, 2.35 ERA, 194 K); 13 wins co-led with Larry Luebbers.
- Became the 11th different Cardinal to make his MLB debut in 2017 and the 7th different Cardinals pitcher to make a start behind the original starting five.

## LOWEST SINGLE-SEASON AVERAGE AGAINST BY A NATIONAL LEAGUE ROOKIE

NL Rank	Season	Team	AVG
1. José Fernández	2013	Marlins	.182
2. Hideo Nomo	1995	Dodgers	.182
3. Kerry Wood	1998	Cubs	.196
4. Wayne Simpson	1970	Reds	.198
5. Jack Flaherty	2018	Cardinals	.199

minimum 150.0 innings pitched

## LOWEST SINGLE-SEASON HITS/9 IP BY A NATIONAL LEAGUE ROOKIE

NL Rank	Season	Team	H/9 IP
1. José Fernández	2013	Marlins	5.79
2. Hideo Nomo	1995	Dodgers	5.83
3. Jack Pfeister	1906	Cubs	6.21
4. Kerry Wood	1998	Cubs	6.32
5. Wayne Simpson	1970	Reds	6.39
6. Ed Reulbach	1905	Cubs	6.42
7. Jack Flaherty	2018	Cardinals	6.44

minimum 150.0 innings pitched

## HIGHEST SINGLE-SEASON SO/9 IP BY A NATIONAL LEAGUE ROOKIE

Rank	Season	Team	SO/9 IP	SO
1.	Kerry Wood	1998	Cubs	12.58 233
2.	Dwight Gooden	1984	Mets	11.39 276
3.	Hideo Nomo	1995	Dodgers	11.10 236
4.	<b>Jack Flaherty</b>	<b>2018</b>	<b>Cardinals</b>	<b>10.85 182</b>
5.	Rick Ankiel	2000	Cardinals	9.98 194

minimum 150.0 innings pitched

## MOST SINGLE-SEASON STRIKEOUTS BY CARDINALS ROOKIE

Rank	Season	Strikeouts
1. Rick Ankiel	2000	194
2. Dizzy Dean	1932	191
3. <b>Jack Flaherty</b>	<b>2018</b>	<b>182</b>
4. Shelby Miller	2013	169
5. Harvey Haddix	1953	163

- As a starter in five outings, went 0-2 with a 6.64 ERA (20.1 IP/15 ER), 20 strikeouts and 10 walks (St. Louis was 3-2).
- Also made one scoreless relief appearance on 9/25 vs. Chicago (1.0 IP).
- Had contract purchased (9/1) and made his Major League debut that night in St. Louis' 11-6 comeback win at SF. Allowed 5 runs on 8 hits and struck out 6 over 4.0 innings in no-decision.
- Became the first Cardinal to draw a starting assignment in his MLB debut since Luke Weaver (8/13/16 at Chicago Cubs).
- Was 4th Cardinals pitcher to make his MLB debut during the season and first Cards pitcher since Kurt Kepshire (1984) to debut as a starter at San Francisco.

YOUNGEST CARDINALS STARTING PITCHERS TO MAKE THEIR MAJOR LEAGUE DEBUT

Rank	Age	Date	Opponent	Result	IP	H	R	ER	BB	SO	HR
1. Ray Sadecki	19.145	5/19/1960	at Pittsburgh	L, 8-3	2.2	8	5	2	0	2	1
2. Rick Ankiel	20.035	8/23/1999	at Montreal	L, 11-7 (ND)	5.0	5	3	3	2	6	1
3. Howie Pollet	20.055	8/20/1941 (2)	at Boston	W, 3-2	9.0	4	2	2	4	7	0
4. Santiago Guzman	20.067	9/30/1969	Philadelphia	L, 4-3	7.1	9	4	4	3	7	2
5. Jerry Reuss	20.100	9/27/1969	at Montreal	W, 2-1	7.0	2	0	0	3	3	0
6. Dizzy Dean	20.255	9/28/1930	Pittsburgh	W, 3-1	9.0	3	1	1	3	5	0
7. Dick Niehaus	20.320	9/9/1913	at Chicago (NL)	L, 4-0	8.0	4	4	3	4	2	1
8. Bob Blaylock	21.024	7/22/1956 (1)	Brooklyn	L, 5-3	7.2	11	5	5	5	6	2
9. Johnny Stuart	21.091	7/27/1922	at New York Giants	L, 12-7 (ND)	0.0	0	2	0	1	0	0
10. Reggie Cleveland	21.131	10/1/1969	Philadelphia	W, 6-5 (ND)	4.0	7	4	4	1	3	0
11. Andy Rincon	21.194	9/15/1980	at Chicago (NL)	W, 5-1	9.0	5	1	1	2	4	0
12. Paul Dean	21.247	4/18/1934	Pittsburgh	L, 7-6 (ND)	2.0	5	4	4	1	0	2
13. Vinegar Bend Mizell	21.253	4/22/1952	at Cincinnati	L, 2-1	8.0	5	2	2	6	4	0
14. Tink Riviere	21.256	4/15/1921	at Chicago (NL)	L, 11-4 (ND)	6.0	5	4	3	4	3	0
15. Jack Flaherty	21.321	9/1/2017	at San Francisco	W, 11-6 (ND)	4.0	8	5	5	1	6	1

- Was the 15th youngest Cardinal to make his MLB debut in a start at 21 years and 321 days old and the youngest since Rick Ankiel (20 years-35 days) at Montreal on 8/23/99.
- Michael Wacha was the next oldest (16th on St. Louis' list) at 21.333 when he made his MLB debut start on May 30, 2013 vs. Kansas City.
- Was also the youngest starting pitcher make his MLB debut since the Dodgers' Julio Urias (19.289) vs. Mets on 5/27/16.
- Was the 7th Cardinal in club history to make MLB debut in a start vs. SF & first since Lance Lynn (6/2/11 at STL).
- Fanned his first Major League batter faced (Denard Span, swinging).
- Made a combined 25 starts between Memphis (AAA) and Springfield (AA), leading Cardinals minor league pitchers in ERA (2.18) & strikeouts (147), co-leading in wins (14), and ranking 3rd in innings pitched (148.2) and T4th in starts (25).
- His 14 wins were T7th-most among all minor league pitchers, while his 2.18 ERA was the 12th-lowest.
- Pitched at least 6.0 innings in 16 of 25 combined minor league starts (all quality).
- Texas League Mid-Season and Post-Season All-Star.
- Was Springfield's Opening Day starter: W, 6.2 IP, 3 H, 0 R, 1 BB, 6 K.
- Named the Texas League Player and Cardinals Minor League Pitcher of the Month for April (4-0, 5 GS, 0.56 ERA, 32.1 IP, 22 H, 2 R, 4 BB, 29 K) Ranked 2nd in ERA among all minor league pitchers (30.0 or more IP).
- Recognized as Texas League Pitcher of the Week for the April 17-23 period...tossed 13.2 scoreless innings with eight hits and two walks while striking out 14 over two starts.
- Matched career high of 12 strikeouts on 5/5 vs. Northwest Arkansas (7.0 IP, 2 H, R, ER, BB, 12 K).
- Represented St. Louis on the U.S. Team in the 2017 Sirius/XM MLB All-Star Futures Game (7/9) in Miami. Allowed two runs with one strikeout in the 6th inning.
- Promoted to Memphis on 6/1, where at the time, ranked among Texas League leaders in wins (1st), WHIP (0.92, 1st), ERA (2nd), strikeouts (2nd), innings (3rd), and Opp. AVG (.204, 4th).

- Over 10-start stretch (7/4-8/26) with Memphis, was 6-1 with a 2.01 ERA (58.1 IP/13 ER) and 54 strikeouts...yielded 2 runs or fewer in nine outings, while six of those were shutout or one-run starts.
- Named PCL August Player of the Month in a vote by league managers. In five starts, was 4-1 with a 1.97 ERA (7 ER/32.0 IP), 29 strikeouts and only seven walks.
- Was one of six pitchers (five starters) to be selected to *Baseball America's* 2017 Minor League All-Star First Team.
- Rated as the Cardinals No. 2 prospect (53rd overall) by *Baseball America* in 2018. Also recognized as having the "Best Control" in the Cardinals organization by the same publication.
- Rated as the Pacific Coast League's No. 8 prospect and the Texas League's No. 4 prospect by *Baseball America* following the season.

MINOR LEAGUE HIGHLIGHTS

- In 2016, ranked 3rd in the Florida State League and 3rd among Cardinals minor leaguers with a Palm Beach team-high 126 strikeouts in 23 starts (24 appearances).
- Ranked among Cardinals minor leaguers in innings (134.0, 6th), starts (23, T8th) and opponent BA (.254, 10th).
- Made one relief appearance for 6.0 innings following Lance Lynn who was on an MLB rehab appearance vs. St. Lucie (8/19) and struck out 10.
- Ranked T7th among 2015 Cardinals minor league pitchers with nine wins and T6th with 97 strikeouts.
- Won eight straight decisions (6/12-8/18/15), and was the only starting pitcher (no relief appearances) in Minor League Baseball with at least eight wins and zero losses over that period.
- Made one start in the Midwest League playoffs tossing 7.0 innings allowing one run in a no decision.
- Rated as the No. 3 prospect in the Cardinals organization by *Baseball America* after the 2014 season.
- Earned his first professional win vs. GCL Marlins in 2014 (7/12) in relief.

## BACKGROUND/PERSONAL

- Graduated from Harvard-Westlake (Calif.) High School.
- Was high school teammates of pitchers Max Fried and Lucas Giolito, both selected in the first round of the June, 2012 First-Year Player Draft.
- Went 23-0 with an 0.63 ERA over his final two seasons and 35-3 overall throughout his high school career.
- Led Harvard-Westlake to the 2013 state title, pitching a complete-game shutout and driving in the lone run in a 1-0 victory in the championship game at Dodger Stadium.
- Recognized as a two-time Southern Section Division 1 Player of the Year.
- Named 2014 Los Angeles Daily News All-Area Baseball Player of the Year and California Gatorade State Player of the Year.
- Named USA Today second team All-USA High School selection.
- Signed a letter of intent with the University of North Carolina.
- Joined Cardinals organization as first round compensatory pick gained when outfielder Carlos Beltrán signed with the New York Yankees.
- Attended Major League Baseball's Rookie Career Development Program after the 2017 season.
- Avid basketball fan who regularly attends Los Angeles Lakers games in the off-season.
- Switched uniform number from his original issue of No. 32 to No. 22 for the 2019 season.
- Resides in Sherman Oaks, Calif.



Cardinals pitcher Jack Flaherty chatting with Hall of Fame pitcher Bob Gibson before the 2018 Cardinals Hall of Fame Induction Ceremony, August 18, 2018.



# DEXTER FOWLER

25

HEIGHT	WEIGHT	BATS/THROWS	BIRTH DATE	ML SERVICE
6-5	205	S/R	3/22/1986	10.168

**FULL NAME:** William Dexter Fowler

**BORN:** Atlanta, Georgia

**OPENING DAY AGE:** 34

**BECAME CARDINAL:** Signed as a free agent to a five-year contract, December 9, 2016

**CONTRACT STATUS:** Signed through 2021

**MLB DEBUT:** September 2, 2008 at San Francisco

**OUTFIELDER**



## COMPLETE RECORD

Year Team	AVG	G	AB	R	H	2B	3B	HR	RBI	SH	SF	HBP	BB	IBB	SO	SB	CS	GDP	SLG	OBP	E
2005 Casper	.273	62	220	43	60	10	4	4	23	3	0	2	27	1	73	18	6	2	.409	.357	4
2006 Asheville	.296	99	405	92	120	31	6	8	46	2	1	7	43	0	79	43	23	8	.462	.373	8
2007 Modesto	.273	65	245	43	67	7	5	2	23	2	1	7	44	0	64	20	11	4	.367	.397	4
2008 Tulsa	.335	108	421	92	141	31	+9	9	64	8	3	8	65	4	89	20	8	6	.515	*,431	6
Colorado	.154	13	26	3	4	0	0	0	0	0	0	1	0	0	5	0	1	0	.154	.185	0
2009 Tulsa#	.400	3	10	3	4	2	0	0	3	0	0	0	3	0	3	1	0	1	.600	.538	1
Colorado	.266	135	433	73	115	29	10	4	34	14	3	1	67	1	116	27	10	4	.406	.363	4
2010 Colo. Springs	.340	27	106	23	36	10	4	2	13	0	0	1	17	1	27	1	0	4	.566	.435	0
Colorado	.260	132	439	73	114	20	*14	6	36	7	0	2	57	0	104	13	8	5	.410	.347	1
2011 Colo. Springs#	.237	24	97	17	23	6	1	2	9	1	0	1	15	0	24	2	1	2	.381	.345	0
Colorado	.266	125	481	84	128	35	15	5	45	7	1	6	68	3	130	12	9	6	.432	.363	8
2012 Colorado	.300	143	454	72	136	18	11	13	53	6	2	0	68	1	128	12	5	5	.474	.389	6
2013 Colo. Springs#	.000	2	6	0	0	0	0	0	0	0	0	0	3	0	2	1	0	0	.000	.333	0
Colorado	.263	119	415	71	109	18	3	12	42	4	2	6	65	1	105	19	9	5	.407	.369	3
2014 Oklahoma City#	.300	4	10	1	3	0	0	0	1	0	0	0	2	0	0	0	0	1	.300	.417	0
Houston	.276	116	434	61	120	21	4	8	35	1	1	3	66	2	108	11	4	6	.399	.375	5
2015 Chicago (NL)	.250	156	596	102	149	29	8	17	46	2	3	5	84	1	154	20	7	4	.411	.346	4
2016 South Bend#	.000	1	2	0	0	0	0	0	0	0	0	0	2	0	1	0	0	1	.000	.500	0
Iowa#	.200	2	5	2	1	1	0	0	0	0	0	0	1	0	2	0	0	0	.400	.333	0
Chicago (NL)	.276	125	456	84	126	25	7	13	48	1	4	11	79	0	124	13	4	3	.447	.393	4
2017 ST. LOUIS	.264	118	420	68	111	22	9	18	64	0	4	4	63	6	101	7	3	10	.488	.363	1
2018 ST. LOUIS	.180	90	289	40	52	10	0	8	31	0	4	3	38	0	75	5	2	2	.298	.278	4
2019 ST. LOUIS	.238	150	487	69	116	24	1	19	67	1	4	8	74	1	142	8	5	6	.409	.346	5
<b>MINOR TOTALS</b>	<b>.298</b>	<b>397</b>	<b>1527</b>	<b>316</b>	<b>455</b>	<b>98</b>	<b>29</b>	<b>27</b>	<b>182</b>	<b>16</b>	<b>5</b>	<b>26</b>	<b>222</b>	<b>6</b>	<b>364</b>	<b>106</b>	<b>49</b>	<b>29</b>	<b>.453</b>	<b>.395</b>	<b>23</b>
<b>A.L. TOTALS</b>	<b>.276</b>	<b>116</b>	<b>434</b>	<b>61</b>	<b>120</b>	<b>21</b>	<b>4</b>	<b>8</b>	<b>35</b>	<b>1</b>	<b>1</b>	<b>3</b>	<b>66</b>	<b>2</b>	<b>108</b>	<b>11</b>	<b>4</b>	<b>6</b>	<b>.399</b>	<b>.375</b>	<b>5</b>
<b>N.L. TOTALS</b>	<b>.258</b>	<b>1306</b>	<b>4496</b>	<b>739</b>	<b>1160</b>	<b>230</b>	<b>78</b>	<b>115</b>	<b>466</b>	<b>42</b>	<b>27</b>	<b>47</b>	<b>663</b>	<b>14</b>	<b>1184</b>	<b>136</b>	<b>63</b>	<b>50</b>	<b>.421</b>	<b>.357</b>	<b>40</b>
<b>MAJOR TOTALS</b>	<b>.260</b>	<b>1422</b>	<b>4930</b>	<b>800</b>	<b>1280</b>	<b>251</b>	<b>82</b>	<b>123</b>	<b>501</b>	<b>43</b>	<b>28</b>	<b>50</b>	<b>729</b>	<b>16</b>	<b>1292</b>	<b>147</b>	<b>67</b>	<b>56</b>	<b>.419</b>	<b>.359</b>	<b>45</b>

\*Led League

+Tied for League Lead

#Injury Rehabilitation Assignment

**Note:** Major League Uniform Numbers Worn: 14 (2008), 63 (2008), 24 (2009-13, 2015-16), 21 (2014), 25 (2017-present)

## WILD CARD RECORD

Year Team	AVG	G	AB	R	H	2B	3B	HR	RBI	SH	SF	HBP	BB	IBB	SO	SB	CS	GDP	SLG	OBP	E
2015 CHI at PIT	.750	1	4	3	3	0	0	1	1	0	0	1	0	0	0	1	0	0	1.500	.750	0

## DIVISION SERIES RECORD

Year Team	AVG	G	AB	R	H	2B	3B	HR	RBI	SH	SF	HBP	BB	IBB	SO	SB	CS	GDP	SLG	OBP	E
2009 COL vs. PHI	.214	4	14	1	3	0	0	0	2	1	2	0	1	0	3	0	0	1	.214	.235	0
2015 CHI vs. STL	.188	4	16	2	3	1	0	1	2	1	0	0	1	0	3	0	0	0	.438	.235	0
2016 CHI vs. SF	.133	4	15	2	2	1	0	0	0	0	0	0	2	0	6	0	0	0	.200	.235	0
2019 STL vs. ATL	.091	5	22	3	2	1	0	0	3	0	0	0	2	0	4	0	0	0	.136	.167	0
<b>D.S. TOTALS</b>	<b>.149</b>	<b>17</b>	<b>67</b>	<b>8</b>	<b>10</b>	<b>3</b>	<b>0</b>	<b>1</b>	<b>7</b>	<b>2</b>	<b>2</b>	<b>0</b>	<b>6</b>	<b>0</b>	<b>16</b>	<b>0</b>	<b>0</b>	<b>1</b>	<b>.239</b>	<b>.213</b>	<b>0</b>

## LEAGUE CHAMPIONSHIP SERIES RECORD

Year Team	AVG	G	AB	R	H	2B	3B	HR	RBI	SH	SF	HBP	BB	IBB	SO	SB	CS	GDP	SLG	OBP	E
2015 CHI vs. NYM	.250	4	16	1	4	1	0	0	0	0	0	0	1	0	3	0	0	0	.313	.294	0
2016 CHI vs. LA	.333	6	27	6	9	3	0	1	4	0	0	0	0	0	4	0	0	0	.556	.333	0
2019 STL vs. WSH	.000	4	11	1	0	0	0	0	0	0	0	0	2	0	6	0	0	0	.000	.154	0
<b>L.C.S. TOTALS</b>	<b>.241</b>	<b>14</b>	<b>54</b>	<b>8</b>	<b>13</b>	<b>4</b>	<b>0</b>	<b>1</b>	<b>4</b>	<b>0</b>	<b>0</b>	<b>0</b>	<b>3</b>	<b>0</b>	<b>13</b>	<b>0</b>	<b>0</b>	<b>0</b>	<b>.370</b>	<b>.281</b>	<b>0</b>

## WORLD SERIES RECORD

Year Team	AVG	G	AB	R	H	2B	3B	HR	RBI	SH	SF	HBP	BB	IBB	SO	SB	CS	GDP	SLG	OBP	E
2016 CHI vs. CLE	.233	7	30	3	7	1	0	2	2	0	0	1	0	0	7	1	1	0	.467	.258	0

## ALL-STAR GAME RECORD

Year Team	AVG	G	AB	R	H	2B	3B	HR	RBI	SH	SF	HBP	BB	IBB	SO	SB	CS	GDP	SLG	OBP	E
2016 National																					

DID NOT PLAY -- INJURED

## REGULAR SEASON FIELDING RECORD

Position	PCT	G	PO	A	E	TC	DP
Outfield	.984	1327	2673	51	45	2769	17

**Note: 2010:** Led National League centerfielders with a .996 fielding percentage.

## 2019 SEASON HIGHS

**Most Hits:** 4, 4/22 vs. Milwaukee  
**Most Runs:** 3, three times. Last: 7/5 at San Francisco  
**Most 2Bs:** 1, 24 times. Last: 9/14 vs. Milwaukee  
**Most RBI:** 4, three times. Last: 8/20 vs. Milwaukee  
**Most BBs:** 3, twice. Last: 9/20 at Chicago Cubs  
**Most SBs:** 1, eight times. Last: 9/16 vs. Washington  
**Longest Hitting Streak:** 9 games, 6/23-7/6

## CAREER HIGHS

**Most Hits:** 4, five times. Last: 4/22/19 vs. Milwaukee  
**Most Runs:** 3, 22 times. Last: 7/5/19 at San Francisco  
**Most 2Bs:** 3, 8/13/09 vs. Pittsburgh  
**Most HRs:** 2, four times. Last: 4/19/17 vs. Pittsburgh  
**Most RBI:** 5, 8/10/17 vs. Kansas City  
**Most BBs:** 4, twice. Last: 4/22/18 vs. Cincinnati  
**Most SBs:** 5, 4/27/09 vs. San Diego  
**Longest Hitting Streak:** 11 games, 4/23-5/3/13  
**Grand Slams:** 4. Last: 7/10/18 at Chicago White Sox (Santiago)  
**Lead-Off HRs:** 26. Last: 9/24/19 at Arizona (Mike Leake)  
**Pinch-Hit HRs:** 3. Last: 7/28/19 vs. Houston (Chris Devenski)



### CAREER TRANSACTIONS

- Selected by Colorado Rockies in 14th round (410th player overall) of the June, 2004 First-Year Player Draft.
- On Colorado disabled list (bruised right knee), August 25-September 9, 2009; included injury rehabilitation at Tulsa (AA).
- On Colorado disabled list (left abdominal strain), June 5 -20, 2011; included injury rehabilitation at Colorado Springs (AAA).
- On Colorado disabled list (right wrist soreness), June 26-July 11, 2013; included injury rehabilitation at Colorado Springs (AAA).
- Acquired by the Houston Astros in exchange for OF Brandon Barnes and RHP Jordan Lyles, December 3, 2013.
- On Houston disabled list (right intercostal strain), June 27-August 13, 2014; included injury rehabilitation at Oklahoma City (AAA).
- Acquired by the Chicago Cubs in exchange for RHP Dan Straily and INF Luis Valbuena, January 19, 2015.
- Signed by Chicago Cubs as a free agent, February 25, 2016.
- On Chicago (NL) disabled list (right hamstring strain), June 19 to July 21, 2016; included injury rehabilitation assignments at South Bend (A) and Iowa (AAA).
- Signed by St. Louis Cardinals as a free agent, December 9, 2016.
- On St. Louis disabled list (right heel spur), June 25-July 6, 2017.
- On St. Louis disabled list (left forearm strain), July 25-August 6, 2017.
- On St. Louis paternity list, July 2-4, 2018.
- On St. Louis injured list (left foot fracture), August 4-October 31, 2018.

### CAREER NOTES

- Voted to the 2016 National League All-Star Team as the starting centerfielder.
- Fowler's 82 career triples lead active players in Major League Baseball and are the most in the majors since he made his MLB debut in 2008.
- Led the National League with 14 triples in 2010.
- Has 729 career walks rank 3rd among active switch-hitters.
- Hit 26 leadoff home runs in his career, ranking 5th among active players and 25th all-time in Major League history.
- Since signing with St. Louis in 2017, the Cardinals are 34-2 when Fowler scores multiple runs in a game (36 games). In his career, his teams are 142-23 in the 165 games when scoring multiple runs.
- The Cardinals are 31-21 when Fowler bats leadoff and scores one run.
- Is one of seven Major Leaguers to have scored 40 or more runs in each of his last 11 seasons (2009-19), joining Albert Pujols, Andrew McCutchen, Nick Markakis, Adam Jones, Nelson Cruz, Robinson Cano, and Elvis Andrus.
- Since 2009, ranks 5th among NL leadoff hitters in on-base pct. (.360)...teammate Matt Carpenter leads at .382.
- As a switch-hitter, has a career batting average of .284 (380-1,338; 26 HR) from the right side and .251 (900-3,592; 97 HR) from the left side.
- From 2009-16, he and Ian Kinsler were the only two players in MLB with at least 60 runs, 30 extra-base hits and 10 stolen bases in every season.
- Stole 10 or more bases in eight consecutive seasons (2009-16), one of nine players in MLB to do so over that period. Enters the 2020 season with the most career stolen bases (147) of anyone on the Cardinals roster.
- Ranks tied for 1st in Chicago Cubs postseason history in runs scored (17), tied for 2nd in doubles (7), 3rd in hits (28), and is tied for 4th in home runs (5).
- Is the first player in World Series history to lead off a Game 7 with a home run and the 10th player in history to hit a leadoff home run in any World Series game.

### CAREER MILESTONES

#### Major League Debut

September 2, 2008 vs. San Francisco

#### First Career Major League Hit

September 10, 2008 at Atlanta off Will Ohman

#### First Career Major League Home Run

April 8, 2009 at Arizona  
(1st inning, leadoff, solo, off Doug Davis)

#### 100th Career Major League Home Run

May 2, 2018 vs. Chicago White Sox  
(7th inning, 2-run, off Lucas Giolito)

#### 1,000th Career Major League Game

June 14, 2016 at Washington

#### 1,000th Career Major League Hit

October 1, 2016 at Cincinnati  
(7th inning, single, off Michael Lorenzen)

#### 500th Career Major League RBI

September 29, 2019 vs. Chicago Cubs

- Appeared in 619 career games in centerfield for Colorado (2008-13), which stood as the Rockies franchise all-time record before surpassed by Charlie Blackmon in 2018.
- Won a bronze medal while playing for Team USA in the 2008 Summer Olympics in Beijing, China.
- Was the starting centerfielder for the USA Team in the 2008 All-Star Futures Games at Yankee Stadium.
- Received offers to play baseball at the University of Miami and basketball at Harvard University, but signed with Colorado after being selected in the 14th round of the June, 2004 First-Year Player Draft. Received \$925,000 bonus after Colorado came up with money by trading Larry Walker to St. Louis to clear salary.

## AWARDS & HONORS

### World Series Championship

2016: Chicago Cubs

### National League All-Star

2016: Chicago Cubs

### Baseball America Major League

#### All-Rookie Team

2009: Colorado

### All-Star Futures Game Selection

2008: Tulsa (AA)

### Summer Olympic Games - Beijing, China

2008: United States (Bronze)

### Baseball America Double-A All-Star

2008: Tulsa (AA)

### Texas League Mid-Season All-Star

2008: Tulsa (AA)

### Texas League Post-Season All-Star

2008: Tulsa (AA)

### Texas League Player of the Week

2008: Tulsa (AA) - June 9-15

2008: Tulsa (AA) - July 21-27

### Rockies Player of the Month

2008: Tulsa (AA) - June

### Arizona Fall League Rising Star

2007: Peoria

### Arizona Fall League All-Prospect Team

2007: Peoria

### South Atlantic League Mid-Season All-Star

2006: Asheville (A)

### South Atlantic League Post-Season All-Star

2006: Asheville (A)

### Hawaii Winter League Player of the Week

2006: Waikiki - October 8

### Hawaii Winter League Post-Season All-Star

2006: Waikiki

## 2019

**NL Ranks:** Pitches/Plate Appearance (4.21, 7th), Defensive Zone Rating (.937, 8th), Outfield Assists (8, T8th), Defensive Runs Saved in Centerfield (4, T8th).

- Established single-season career highs with 19 home runs & 67 RBI.
- Ranked 2nd on the Cardinals with 74 walks; 4th with 19 home runs, 69 runs & 44 extra base hits; and T4th with 24 doubles.
- Scored 50+ runs for the 10th time career. Collected 50+ RBI for 3rd time career, twice with the Cardinals (64 in 2017).
- Finished 2nd on the team with 27 two-out RBI (Ozuna, 29).
- Ranked 2nd on the Cardinals with a .292 (28-96) batting average with runners in scoring position.
- Hit 15 home runs from the left side and 4 home runs from the right side.
- The Cardinals were 15-4 when homering (31-13 career).
- Was one of six players to hit two home runs on 3-0 counts, joining Ronald Acuña, Jr., Matt Adams, Starlin Castro, Hunter Pence & Eugenio Suárez. Most by a Cardinal since 1987, tying with Albert Pujols (2009).
- Scored multiple runs in 14 games (St. Louis was 14-0).
- The Cardinals were 15-6 when he batted leadoff and scored a run (31-21 career w/ St. Louis).
- Had a career-high 21 RBI in August, most by a Cardinals switch-hitter since Terry Pendleton (25 in 1987).
- Led Cardinals with 21 RBI and 17 walks (T5th NL) in August & ranked T2nd with 9 extra-base hits.
- Recorded 30 RBI after 8/11, 2nd on the team behind Paul Goldschmidt (41).
- Scored 16 runs in September, his most in any month since scoring 17 in April 2017.
- Hit his 26th career lead-off HR (#18) at Arizona (9/24); hit two lead-off home runs in 2019 (also 9/12 at COL).
- Drew team-leading 41 walks post All-Star Break, (T7th NL).
- Drew season-high three walks on 9/27 vs. Chicago Cubs.
- Reached base safely in eight straight plate appearances over two games at Colorado (9/11-9/12).
- Was 5-for-9 with a home run (#16), double and two runs in both games of doubleheader vs. Cincinnati (8/31).
- Hit four home runs in June, July and August. Was first Cardinals switch-hitter with 4 HR in August since Carlos Beltran (2012 and 2013).
- Reached base safely in 15 games from 8/1-8/18 (.379 OBP), before streak was snapped in pinch hit at-bat at Cincinnati (8/18).
- Recorded his 500th career RBI and 800th career run scored while hitting his single-season best 19th home run of the season on the final day of the season (9/29) vs. Chicago Cubs, off Derek Holland.

**2019 POSTSEASON:** Recorded three RBI during the DS vs. Atlanta with a game-tying RBI groundout in Game 1 and a two-run double in Game 5...his 2 RBI in Game 5 tied his single game postseason high (Game 2 of 2009 DS at Philadelphia w/ Colorado)...Walked and scored go-ahead run in the 9th inning to break the 3-3 tie in Game 1.

**CAREER TRIPLES - ACTIVE PLAYERS**

MLB Rank	Triples	Seasons
1. <b>Dexter Fowler</b>	<b>82</b>	<b>2008-present</b>
2. Brett Gardner	68	2008-present
3. Dee Gordon	54	2011-present
Hunter Pence	54	2007-present

**CAREER WALKS - ACTIVE SWITCH-HITTERS**

MLB Rank	Walks	Seasons
1. Carlos Santana	944	2010-present
4. Ben Zobrist	832	2006-present
2. <b>Dexter Fowler</b>	<b>729</b>	<b>2008-present</b>
3. Justin Smoak	542	2010-present
4. Asdrúbal Cabrera	534	2007-present

**CAREER LEADOFF HR - MLB HISTORY**

MLB All-Time Rank	HR	Seasons
1. Rickey Henderson	81	1979-2003
2. Alfonso Soriano	54	1999-2014
3. Craig Biggio	53	1988-2007
4. Ian Kinsler	48	2006-19
5. Curtis Granderson	47	2004-19
6. Jimmy Rollins	46	2000-16
7. Brady Anderson	44	1988-2002
8. Ichiro Suzuki	37	2001-18
9. George Springer	30	2014-present
Charlie Blackmon	30	2011-present
11. Bobby Bonds	35	1968-1981
12. Ray Durham	34	1995-2008
Devon White	34	1985-2001
Shin-soo Choo	34	2005-present
15. Paul Molitor	33	1978-98
16. Chuck Knoblauch	31	1991-2002
17. Rafael Furcal	30	2000-14
Tony Phillips	30	1982-99
19. Derek Jeter	29	1995-2014
Kenny Lofton	29	1991-2007
21. Brian Dozier	28	2012-present
Davey Lopes	28	1972-87
23. Eddie Yost	27	1944-62
Johnny Damon	27	1995-2012
25. Rickey Weeks Jr.	26	2003-17
Jose Reyes	26	2003-18
<b>Dexter Fowler</b>	<b>26</b>	<b>2008-present</b>
28. Brian Downing	25	1973-92
Hanley Ramirez	25	2005-present
30. <b>Lou Brock</b>	<b>24</b>	<b>1961-79</b>
<b>Matt Carpenter</b>	<b>24</b>	<b>2011-present</b>

Cardinals All-Time Rank	HR	Seasons
1. <b>Matt Carpenter</b>	<b>24</b>	<b>2011-present</b>
2. Lou Brock	21	1964-1979
3. Ray Lankford	6	1990-2001, '04
Ray Blades	6	1922-28, '30-32
5. Jack Smith	5	1915-26
Lonnie Smith	5	1982-85
<b>Dexter Fowler</b>	<b>5</b>	<b>2017-present</b>

**2018**

- Played in 90 games and totaled 289 at-bats for St. Louis during injury-shortened season, the lowest single-season totals of his career.
- His season ended with a left foot fracture after hitting a foul ball off it at Pittsburgh (8/3), missing the final 52 games of the season and finishing the season on the 60-day disabled list.
- Started 74 games for the Cardinals (41-33 in those starts).
- The Cardinals were 19-2 in 2018, and his teams are 127-23 when he scores 2+ runs in a game. Scored 14 runs in the month of April, his most in any month and 3rd-most on the Cardinals.
- Did not hit a triple for the first time since 2008, when he played in only 13 games with Colorado.
- Hit his 24th career lead-off home run at MIL (4/3), coming off Chase Anderson. Part of back-to-back home runs to lead-off game with Tommy Pham.
- Posted an RBI in 7-of-10 games from 4/12-4/26, culminating with a walk-off RBI single in the 13th inning vs. NYM (4/26), his 6th career walk-off hit (7th career walk-off RBI).
- Hit a two-run walk-off home run vs. CHI (5/6) in the 14th inning off Luke Farrell with the Cardinals trailing 5-4. Earlier in the week, hit his 100th career home run off Lucas Giolito (5/2 vs. CWS).
- Sat out three games (5/27-5/29) after sustaining a 91 MPH fastball off his right knee from Trevor Williams in his 2nd plate appearance (5/26) at PIT. Went 3-for-4 in first game back.
- Hit his 4th career grand slam at CWS (7/10) off Hector Santiago, marking his high-game RBI total (4) of the season.
- Hit 11th-inning two-run home run at Cincinnati (7/24) to give the Cardinals the lead and eventual win. Was his 2nd career extra inning home run, both in 2018 (5/6 vs. Chicago Cubs).
- Started 14 of team's first 16 games after the All-Star Break.
- Missed three games (July 2-4 at Arizona) while on Paternity Leave as he and wife, Aliya, welcomed daughter Ivy Noor (7/3), their second child, to the family. Rejoined club in SF on July 5.

**2017**

- Posted career highs in home runs (18) and RBI (64), while playing in 118 games.
- Missed 12 games while on the disabled list with a right heel spur (6/25-7/6) and 13 games with a left forearm injury (7/25-8/6).
- Ranked T3rd in the National League with a team-best nine triples. His nine triples were the most by a Cardinal since Delino DeShields hit 14 (1997).
- Hit lead-off home runs vs. BOS (5/17) off Rick Porcello and at CHI (6/2) off John Lackey in his first at-bat returning to Wrigley Field.
- Ranked T4th in the National League for home runs (18) hit by a switch-hitter.
- Led the Cardinals with 12 game-winning RBI, ranking T9th in the National League.
- Twelve of 18 home runs tied or gave the Cardinals a lead.
- Hit his third career grand slam vs. Kansas City (8/10), off Neftali Feliz to break a 3-3 tie.

## ACTIVE MLB LEADERS - BATTING FIRST (min. 900 PA)

Rank	On-Base Pct.	Seasons	Rank	OPS	Seasons
1. Hanley Ramirez	.385	2006-13	1. Hanley Ramirez	.920	2006-13
2. <b>Matt Carpenter</b>	<b>.382</b>	<b>2012-19</b>	2. Mookie Betts	.910	2014-19
3. Shin-soo Choo	.381	2011-19	3. Charlie Blackmon	.887	2011-19
4. Mookie Betts	.373	2014-19	4. Franciso Lindor	.870	2015-19
5. Andrew McCutchen	.369	2009-19	5. <b>Matt Carpenter</b>	<b>.864</b>	<b>2012-19</b>

## Plate Appearances

Rank	per Walk	Seasons	Rank	Slugging Pct.	Seasons
1. <b>Matt Carpenter</b>	<b>7.43</b>	<b>2012-19</b>	1. Mookie Betts	.537	2014-19
2. <b>Dexter Fowler</b>	<b>7.77</b>	<b>2008-19</b>	2. Hanley Ramirez	.535	2006-13
2. Shin-soo Choo	7.84	2011-19	3. Franciso Lindor	.527	2015-19
4. Andrew McCutchen	7.90	2009-19	4. Charlie Blackmon	.523	2011-19
5. Ben Zobrist	8.72	2006-19	7. <b>Matt Carpenter</b>	<b>.482</b>	<b>2012-19</b>

## Pitches per

Rank	Plate Appearance	Seasons	Rank	RBI	Seasons
1. <b>Matt Carpenter</b>	<b>4.27</b>	<b>2012-19</b>	1. Charlie Blackmon	433	2011-19
2. Brett Gardner	4.26	2008-19	2. <b>Matt Carpenter</b>	<b>369</b>	<b>2012-19</b>
3. Curtis Granderson	4.18	2005-19	3. Jacoby Ellsbury	343	2007-17
4. Andrew McCutchen	4.16	2009-19	4. Mookie Betts	342	2014-19
5. <b>Dexter Fowler</b>	<b>4.13</b>	<b>2008-19</b>	5. George Springer	320	2014-19

Rank	Walks	Seasons	Rank	Hits	Seasons
1. <b>Dexter Fowler</b>	<b>462</b>	<b>2008-19</b>	1. Charlie Blackmon	1,030	2011-19
<b>Matt Carpenter</b>	<b>462</b>	<b>2012-19</b>	2. Jacoby Ellsbury	1,002	2007-19
3. Shin-soo Choo	413	2011-19	3. Dee Gordon	906	2011-19
4. Brett Gardner	351	2008-19	4. <b>Matt Carpenter</b>	<b>808</b>	<b>2012-19</b>
5. George Springer	277	2014-19	5. <b>Dexter Fowler</b>	<b>790</b>	<b>2008-19</b>

Rank	Home Runs	Seasons	Rank	Extra-Base Hits	Seasons
1. Charlie Blackmon	151	2011-19	1. Charlie Blackmon	383	2011-19
2. George Springer	122	2015-19	2. <b>Matt Carpenter</b>	<b>346</b>	<b>2012-19</b>
3. Brian Dozier	116	2013-19	3. Mookie Betts	307	2014-19
4. <b>Matt Carpenter</b>	<b>111</b>	<b>2012-19</b>	4. <b>Dexter Fowler</b>	<b>292</b>	<b>2008-19</b>
5. Mookie Betts	110	2014-19	5. Jacoby Ellsbury	291	2007-17

Rank	Doubles	Seasons	Rank	Total Bases	Seasons
1. <b>Matt Carpenter</b>	<b>215</b>	<b>2012-19</b>	1. Charlie Blackmon	1,758	2011-19
2. Charlie Blackmon	189	2011-19	2. Jacoby Ellsbury	1,473	2007-17
3. Jacoby Ellsbury	181	2007-19	3. <b>Matt Carpenter</b>	<b>1,396</b>	<b>2012-19</b>
4. Mookie Betts	175	2014-19	4. <b>Dexter Fowler</b>	<b>1,287</b>	<b>2008-19</b>
5. <b>Dexter Fowler</b>	<b>165</b>	<b>2008-19</b>	5. Mookie Betts	1,257	2014-19

Rank	Runs Scored	Seasons	Rank	Times On Base	Seasons
1. Charlie Blackmon	596	2011-19	1. Charlie Blackmon	1,342	2011-19
2. Jacoby Ellsbury	556	2007-17	2. Jacoby Ellsbury	1,308	2007-17
3. <b>Matt Carpenter</b>	<b>549</b>	<b>2012-19</b>	<b>Matt Carpenter</b>	<b>1,308</b>	<b>2012-19</b>
4. <b>Dexter Fowler</b>	<b>513</b>	<b>2008-19</b>	4. <b>Dexter Fowler</b>	<b>1,281</b>	<b>2008-19</b>
5. Brett Gardner	507	2008-19	5. Shin-soo Choo	1,240	2011-19

- Homered in four straight games (6/15-18) and three straight games (9/17-20) during the season. His four straight games with a home run tied for the team high (Grichuk).
- Had two RBI or more in five straight games (9/17-22) marking a new career high.
- Walked in 9 straight games (7/21-8/11) the longest streak in the National League in 2017.
- Hit 16 of his 18 home runs against right-handed pitchers.
- Batted .205 (40-195) with 8 HR and 17 RBI in the No. 1 position in the batting order, .300 (15-50) with 5 HR, 13 RBI in the No. 2 position, .271 (23-85) with 3 HR, 11 RBI in the No. 3 position and .333 (21-63) with a HR and 15 RBI in the No. 4 position of any with 10 or more games.
- Had a strong August batting .328 (22-67) with a home run, 14 RBI and 16 walks for a .453 on-base percentage.
- Led all NL players with 19 RBI in Interleague games, ranked 6th in batting (.360), 2nd in runs scored (18), T3rd in hits (27), T5th in home runs (6) and T6th in doubles (7).
- Drew 13 walks against his former club, the Cubs, T1st of any MLB player (Suarez, CIN).
- Made only one error in 228 total chances for a .996 fielding percentage, ranking 2nd among National League centerfielders (Yelich, MIA, .997). His five outfield assists ranked T9th among N.L. centerfielders.

## 2016

- Was Cubs Opening Day starting centerfielder, the first to start consecutive Opening Days since Marlon Byrd (2010-12).
- Selected to the National League All-Star Team as the starting centerfielder in San Diego, but did not play due to injury.
- Set a career-high with a .393 on-base percentage (6th NL).
- Homered in his first at-bat off the injured list at MIL (7/22), becoming the first Cub to homer in his first at-bat following a I.L. stint of at least 30 days since Sammy Sosa (1992).
- Batted .390 (39-100) with eight doubles, two triples, seven home runs and a .483 on-base pct. in 118 plate appearances leading off the game...led all MLB players (min. 81 PA) in average, OBP, slugging (.720), OPS (1.203) and walks (15, T1st). His .483 OBP leading off was the highest mark in MLB since Chuck Knoblauch (.497 in 1996).
- Ranked 2nd in the NL with career-high 4.40 pitches/PA.
- Collected 1,000th career hit at Cincinnati (10/1), a single to centerfield in the 7th inning off Michael Lorenzen.
- Reached base safely to lead off six straight games (4/28-5/4), tying a Cubs mark held since 1946.
- Hit seven lead-off home runs, T5th in MLB and the third most single-season in Cubs history.
- Led the Cubs with 13 stolen bases, his eighth consecutive season with 10 or more stolen bases.
- Scored a run in nine straight games (7/28-8/7), the longest streak in his career and T4th longest in MLB in 2016.
- Experienced his first career ejection (Vic Carapazza) on 5/5 vs. WSH, for arguing balls and strikes.

- Missed 28 games on the 15-day D.L. with a right hamstring strain (6/19-7/21). Returned to the active roster on 7/22 after rehab assignments to South Bend (A) and Iowa (AAA). Cubs were 11-17 during his time on the disabled list.

**2016 POSTSEASON:** Started and batted lead-off in all 17 games during the postseason batting .250 (18-72) with 3 HR and 6 RBI...hit a home run to lead-off Game 7 of the World Series becoming the first player in World Series history to lead-off a Game 7 with a home run and the 11th to lead-off a World Series game with a home run (last: Gregor Blanco, SF, Game 2 of 2014 WS at KC)...his home run in the 8th inning of Game 4 of the World Series made him the first Cub to hit a home run at Wrigley Field since Chuck Klein in Game 5 of the 1935 WS...tallied three hits in Game 7 of the World Series to combine with Kyle Schwarber's three hits, marking the fourth time a pair of teammates had at least three hits in a Game 7 of the WS and the first since Darryl Motley and George Brett for the 1985 Royals...with a lead-off double in Game 4 of the World Series, became the first player in MLB history with three lead-off doubles in one Postseason, tabulating one in each of the NLDS, NLCS and WS...joined teammate Kris Bryant and Frank Demaree (1935) as the only two Cubs to hit two home runs in a single World Series...collected two hits and a RBI in Games 4-6 of the NLCS...batted .444 (4-9) with runners in scoring position in the postseason.

## 2015

- Played career-high 156 games in first season with Chicago.
- Ranked fourth in the NL with a career-high 102 runs scored, also set career marks with 149 hits, 17 home runs and 84 walks.
- Posted a team-leading 20 stolen bases, his most since 27 in 2009 with the Rockies.
- Drew a league-leading 33 walks when leading off an inning.
- Hit five leadoff homers.
- Played 152 games in center field, recording a .988 fielding percentage (4 E/346 TC).
- Connected for a pair of triples at Colorado (4/11) tying his career high; was the first Cub to record two triples in a road game since Jose Macias at San Diego (5/14/04)
- Belted a game-winning two-run homer off LaTroy Hawkins (4/12) at Colorado with two outs in the ninth and an 0-2 count, erasing a 5-4 deficit in a 6-5 win.
- Belted his second career grand slam (6/21) at Minnesota off Michael Tonkin.
- Reached base safely in a career-high 22-consecutive games (7/12-8/8).
- Enjoyed a torrid August in which he batted .298 (31-for-104) with 17 extra-base hits, 10 RBI, 17 walks, a .408 on-base percentage and a .587 slugging mark, good for a .995 OPS
- Recorded a .389 OBP in 71 games following the All-Star break...his 49 walks in the second half ranked 5th in NL.

**2015 POSTSEASON:** Batted .278 (10-36) with six runs, two doubles, two homers, three RBI, a stolen base and an .816 OPS in nine games...went 3-for-4 with three runs, a solo homer and a stolen base in the Wild Card Game at PIT (10/7)...tied the Cubs postseason mark for runs scored in a postseason game.



**2014**

- Played 116 games, starting 110 in centerfield, in his lone season with the Houston Astros.
- Ranked 9th in the American League with a .375 on-base percentage.
- Ranked 4th in the A.L. with a 13.1 percent walk rate...led the Astros with 66 walks and his 16 multi-walk efforts were the most by an Astro since Lance Berkman had 25 in 2009.
- Appeared on his sixth Opening Day roster and made his fourth career Opening Day start becoming the third player to record two doubles and two runs in their Astros debut, joining Vinny Castilla (5/15/2001) and Jack Hiatt (4/8/1971).
- The following day, went 2-for-4 with a leadoff homer (his first of three on the season), becoming the most recent MLB player to record two or more runs and two or more extra-base hits in the first two games of the season since Barry Bonds in 2002.
- Became the first player in franchise history with at least two hits and one run in each of his first three games in an Astros uniform (4/1-4/3 vs. New York).
- Missed four games from April 4-7 due to gastroenteritis..
- Walked in a career-high nine-straight games (5/10-19), the first Astros player since Morgan Ensberg (8/2-8/11/2006).
- Led the A.L. in walks (24) and on-base percentage (.420) in the month of May.
- Missed 40 games on the disabled list due to a right intercostal strain (6/27-8/13)
- Played four injury rehabilitation games with Oklahoma City (AAA), and batted .300 (3-for-10).
- Activated from the D.L. (8/13) and batted .288 (17-for-59) with seven walks and two homers in his first 15 games.
- Traded by Houston to Chicago in exchange for pitcher Dan Straily and infielder Luis Valbuena (Jan. 19, 2015).

**2013**

- His final season with the Rockies marked the fifth-straight campaign of at least 70 runs scored, 30 extra-base hits and 10 stolen bases.
- Hit double-digit home runs (12) for a second straight season, while his 19 stolen bases were the second-most of his career behind 27 his rookie season in 2009.
- Despite playing a career-low 119 games, led the club and finished 14th in the N.L. with 65 walks.
- Began the season batting .305 (29-for-95) with four doubles, one triple, eight home runs and 15 RBI in 26 April games.
- His eight home runs in April ranked T6th in the National League and were his career high in a month....slugged .621, ranking 8th in the N.L. in April.
- Had a pair of multi-home run games: 4/12 at SD and 6/2 vs. LAD, his 2nd and 3rd career multi-homer games.
- Played just nine games in September, and 45 games after the All-Star Break, due to multiple injuries, including a right wrist injury (6/27-7/11) and a left knee injury (did not spend time on the D.L.).
- Traded by the Rockies with a player to be named later to the Astros in exchange for outfielder Brandon Barnes and righthander Jordan Lyles (December 3, 2013).

**2012**

- Set then-career marks in games (143), hits (136), home runs (13), RBI (53), walks (68, tied his mark from 2011), average (.300), on-base pct. (.389) and slugging (.474).
- Ranked 6th in the National League in OBP (.389).
- Set the Rockies career triples record when he picked up his 50th career triple vs. SF (8/3), passing Neifi Perez (49).
- His 50th triple came in his 503rd career game making him the only player who debuted after World War II to reach 50 triples as fast as Gary Templeton (487th in 1979).
- Was one of 14 N.L. players to hit .300 or better.
- His .863 OPS was 12th in the N.L. and was the 4th-highest among MLB center fielders...only Andrew McCutchen (.953) finished with a higher mark in the N.L.
- Led the majors with a .379 (50-for-132) batting average in the 7th inning or later.
- Notched his first two career pinch-hit home runs a week apart, vs. SEA (5/20) and at CIN (5/27).

**2011**

- In his third full Major League season opened as the Rockies's starting center fielder.
- Raced out a career-high 15 triples ranking 3rd in the Majors/ National League trailing only Jose Reyes and Shane Victorino (16).
- Set career-highs with 35 doubles and 55 extra base hits..
- His 37 extra-base hits after the All-Star Break ranked 3rd in the N.L.
- Landed on the disabled list with an abdominal strain (6/5)... activated from the D.L. and optioned to Colorado Springs (AAA) on 6/20.
- In 24 games for the Sky Sox batted .237 with two home runs and nine RBI before being recalled to the Rockies (7/15) where he spent the remainder of the season.
- Following promotion, led club in several categories in the season's second half: hits (78), runs (51), doubles (10), triples (10), walks (37), extra-base hits (37) and total bases (135).
- Homered from both sides of the plate vs. Arizona (9/5); became the second Rockie in franchise history to accomplish the feat (Aaron Miles, 4/14/04).
- Reached safely in 56 of his final 64 games, including 47 with at least one hit.

**2010**

- Was on the Rockies Opening Day roster for the second straight season.
- Became the Rockies everyday center fielder following the All-Star break after spending nearly a month from late May to late-June with Colorado Springs (AAA).
- Led the majors with 14 triples setting the Rockies single-season franchise mark.
- Batted .333 (25-75) with 31 RBI with runners in scoring position, including a .436 (17-39) mark after the All-Star Break.
- Led all National League centerfielders with a .996 fielding percentage, making just one error in 120 games and 242 total chances.

## 2009

- Played his first full season in the majors with Colorado.
- Led all MLB rookies with 67 walks and 10 triples...ranked 5th in the National League with 10 triples.
- Stole a career-high 27 bases, leading all National League rookies and ranking 16th in the N.L....his mark shattered the Rockies rookie steals record previously held by Quinton McCracken with 17 in 1996; Fowler's 18th steal came in his 78th game vs. ATL on 7/9.
- Also ranked among MLB rookies in runs scored (73, 3rd), hits (115, 6th), doubles (29, 2nd), and extra base hits (43, 3rd)..
- Finished the first half with 19 doubles, the most by Rockies rookie surpassing Matt Holliday's 18 in 2004.
- His 135 games played were the most by a Rockies rookie since Troy Tulowitzki (155) in 2007.
- Set records for most doubles and walks among switch-hitting Rockies rookies all-time.
- Averaged 7.33 plate appearances per walk, the best mark ever by a Rockies rookie (ahead of Todd Helton's 7.34 mark in 1998)
- Hit a leadoff home run on first pitch he saw at ARI (4/8), marking his first career home run.
- Tied a modern-day rookie record (since 1900) with five stolen bases vs. San Diego on 4/27, previously accomplished by the San Diego's Damian Jackson (6/28/1999 vs. Colorado).
- At the All-Star Break, led NL rookies in walks (35), runs (35), and SB (14), and ranked second in hits (61) and tied for first in doubles.

## 2008

- Began the season with Tulsa (AA) before having his contract purchased by Colorado (9/2).
- Made his Major League debut (9/2) vs. SF as a pinch-runner in the 10th inning and was caught stealing second.
- Collected first career hit (9/10) off Atlanta's Will Ohman in his first big league start; also scored his first run and recorded his first outfield assist in that game.
- Led the Texas League in on-base pct. (.431) and tied for the league lead in triples (10).
- Ranked among Texas League leaders in batting (.331, 2nd), slugging (.515, 4th) and runs (92, 2nd).
- Started in centerfield for Team USA in the All-Star Futures Game at Yankee Stadium and went 0-for-4.
- Named Texas League Player of the Week for the June 9-15 period after batting .484 (15-31) with seven doubles, five RBI and seven runs scored, while slugging .735.
- Named Rockies Player of the Month for June.
- Awarded a bronze medal at the 2008 Beijing Olympics with Team USA as they defeated Japan 8-4 in their final game.
- Rated the Rockies No. 1 prospect (No. 15 overall) by *Baseball America* following the season. Also rated as the No. 1 prospect in the Texas League by the same publication.

## MINOR LEAGUE HIGHLIGHTS

- Missed nearly half of the 2007 season after landing on the I.L. with a season-ending right hand fracture (6/18).
- Finished third on the club with 20 stolen bases and 44 walks in only 65 games for Modesto (High-A).
- Played for the Peoria Javelinas in the Arizona Fall League and batted .224 (24-107) with 17 RBI in 27 games.
- Named to the AFL All-Prospect Team along with being named an AFL Rising Star.
- Rated as the Rockies No. 3 prospect, "Best Athlete" and "Best Defensive Outfielder" by *Baseball America* following the season.
- Named a 2006 South Atlantic League Mid-Season and Post-Season All-Star with Asheville (A).
- Ranked tied for 3rd in the league with 92 runs scored.
- Rated as the "Best Athlete" and No. 4 prospect in the Rockies organization by *Baseball America* following the season.
- Learned to switch-hit during 2005 season at Rookie League Casper.
- Reached base in 28 consecutive home games (6/21-9/8).
- Rated as having the "Best Outfield Arm" by *Baseball America* in the Rockies organization following the season.

## BACKGROUND/PERSONAL

- Played high school baseball at Milton High School in Alpharetta, Ga.
- Named a First Team High School All-American by both *Baseball America* and *USA Today* during his senior season, batting .457 with 14 home runs and 23 stolen bases.
- Received offers to play baseball at the University of Miami and basketball at Harvard University, but signed with Colorado after being selected in the 14th round of the June, 2004 First-Year Player Draft.
- Received \$925,000 bonus in the 14th round after Colorado came up with money by trading Larry Walker to St. Louis to clear salary.
- Won a bronze medal as a member of Team USA at the 2008 Summer Olympic Games in Beijing, China.
- Pledged \$1 to each new follower he received during the 2013 holiday season on his @DexterFowler Twitter account to the AND JUSTICE FOR ALL (AJFA) organization based in Utah, which renders civil legal aid to those in need, such as battered women, homeless veterans and seniors without retirement.
- In 2018, surprised approx. 200 students at Patrick Henry Elementary in downtown St. Louis to promote fire safety.
- In 2018, visited Matthews-Dickey Boys and Girls Club in St. Louis to play with kids and help promote an active lifestyle. Made a \$100,000 donation to Cardinals Care and Matthews-Dickey Boys and Girls Club.
- In 2017, Dexter Fowler Field was dedicated in his honor at in Decatur, Missouri. Marked the 23rd field dedicated by Cardinals Care since its inception in 1997.
- In 2019, hosted a free youth baseball instructional camp for kids through his partnership with the PitCCHn Foundation.
- Resides in Las Vegas, Nevada with his wife, Aliya, and daughters, Naya, and Ivy Noor (7/3/18).



# GIOVANNY GALLEGOS

# 65

(GUY-ay-gohse)

HEIGHT	WEIGHT	BATS/THROWS	BIRTH DATE	ML SERVICE
6-2	215	R/R	8/14/1991	1.085

**FULL NAME:** Giovanny Gallegos

**BORN:** Ciudad Obregón, Sonora, Mexico

**OPENING DAY AGE:** 28 (Turns 29 on August 14)

**BECAME CARDINAL:** Acquired from the New York Yankees along with LHP Chasen Shreve in exchange for 1B Luke Voit and International Cap Space, July 28, 2018

**CONTRACT STATUS:** Signed through 2020

**MLB DEBUT:** May 12, 2017 vs. Houston

**PITCHER**



GALLEGOS

## COMPLETE RECORD

Year	Team	W-L	ERA	G	GS	CG	GF	SHO	SV	IP	H	R	ER	HR	HBP	BB	IBB	SO	WP	BK	BA
2012	GCL Yankees	0-1	1.67	12	4	0	0	0	0	27.0	20	7	5	1	2	2	0	22	0	1	.206
2013	Staten Island	2-8+	4.27	16	+16	0	0	0	0	65.1	71	32	31	+9	5	14	0	43	3	1	.278
2014	Charleston	5-5	4.57	29	6	0	6	0	1	88.2	108	56	45	8	3	19	1	91	6	0	.298
2015	Scranton/W-B	0-0	0.00	2	0	0	0	0	0	3.0	2	0	0	0	0	0	0	3	0	0	.182
	Trenton	0-0	5.40	3	0	0	0	0	0	6.2	7	4	4	0	0	2	0	7	0	1	.259
	Tampa	3-1	1.35	30	0	0	17	0	5	53.1	32	11	8	2	2	7	0	54	2	1	.172
2016	Scranton/W-B	5-1	1.40	25	0	0	7	0	2	45.0	28	7	7	4	1	10	1	53	4	1	.178
	Trenton	2-1	1.09	17	0	0	10	0	2	33.0	20	6	4	1	0	7	0	53	1	0	.171
2017	New York (AL)	0-1	4.87	16	0	0	7	0	0	20.1	21	12	11	3	0	5	1	22	1	1	.263
	Scranton/W-B	4-2	2.08	28	0	0	14	0	5	43.1	28	12	10	4	1	11	0	69	5	0	.179
2018	New York (AL)	0-0	4.50	4	0	0	2	0	1	10.0	10	5	5	2	0	3	0	10	0	0	.278
	ST. LOUIS	0-0	0.00	2	0	0	2	0	0	1.1	1	0	0	0	0	0	0	2	0	0	.200
	Scranton/W-B	2-1	3.90	17	0	0	7	0	2	27.2	24	13	12	1	1	7	2	41	1	0	.231
	Memphis	0-0	0.54	13	0	0	5	0	1	16.2	7	1	1	0	0	3	0	16	1	0	.130
2019	ST. LOUIS	3-2	2.31	66	0	0	10	0	1	74.0	44	19	19	9	3	16	2	93	3	1	.170
	Memphis	0-0	0.00	1	0	0	1	0	0	1.0	0	0	0	0	0	0	0	1	0	0	.000
<b>MINOR TOTALS</b>		<b>23-20</b>	<b>2.78</b>	<b>193</b>	<b>26</b>	<b>0</b>	<b>67</b>	<b>0</b>	<b>18</b>	<b>410.2</b>	<b>347</b>	<b>149</b>	<b>127</b>	<b>30</b>	<b>15</b>	<b>82</b>	<b>4</b>	<b>453</b>	<b>23</b>	<b>5</b>	<b>.227</b>
<b>MAJOR TOTALS</b>		<b>3-3</b>	<b>2.98</b>	<b>88</b>	<b>0</b>	<b>0</b>	<b>21</b>	<b>0</b>	<b>2</b>	<b>105.2</b>	<b>76</b>	<b>36</b>	<b>35</b>	<b>14</b>	<b>3</b>	<b>24</b>	<b>3</b>	<b>127</b>	<b>4</b>	<b>2</b>	<b>.200</b>

\*Led League

+ Tied for League Lead

**Note:** Major League Uniform Numbers Worn: 30 (2017), 50 (2017), 61 (2018), 65 (2018-present).

DIVISION SERIES RECORD

Year Team	W-L	ERA	G	GS	CG	GF	SHO	SV	IP	H	R	ER	HR	HBP	BB	IBB	SO	WP	BK	BA
2019 STL vs. ATL	0-0	0.00	3	0	0	0	0	0	2.0	1	0	0	0	0	2	0	3	0	0	.143

LEAGUE CHAMPIONSHIP SERIES RECORD

Year Team	W-L	ERA	G	GS	CG	GF	SHO	SV	IP	H	R	ER	HR	HBP	BB	IBB	SO	WP	BK	BA
2019 STL vs. WSH	0-0	3.86	2	0	0	0	0	0	2.1	2	1	1	0	0	1	0	3	0	0	.222

WORLD BASEBALL CLASSIC RECORD

Year Team	W-L	ERA	G	GS	CG	GF	SHO	SV	IP	H	R	ER	HR	HBP	BB	IBB	SO	WP	BK	BA
2017 Mexico	0-0	4.50	1	0	0	0	0	0	2.0	4	1	1	1	0	0	0	1	0	0	.375

REGULAR SEASON FIELDING RECORD

Position	PCT	G	PO	A	E	TC	DP
Pitcher	.900	88	3	6	1	10	0

REGULAR SEASON BATTING RECORD

Year Team	AVG	G	AB	R	H	2B	3B	HR	RBI	SH	SF	HBP	BB	IBB	SO	SB	CS	GDP	SLG	OBP	E
2019 ST. LOUIS	.000	63	2	0	0	0	0	0	0	0	0	0	0	0	1	0	0	0	.000	.000	1
MAJOR TOTALS	.000	88	3	0	0	0	0	0	0	0	0	0	0	0	1	0	0	0	.000	.000	1

CAREER TRANSACTIONS

- Signed by the New York Yankees as a non-drafted free agent, January 6, 2011.
- Acquired by the St. Louis Cardinals along with LHP Chasen Shreve from the New York Yankees in exchange for 1B Luke Voit and International Cap Space, July 28, 2018.

2019 SEASON HIGHS

**Most IP:** 2.1, 8/10 vs. Pittsburgh  
**Most Strikeouts:** 5, 4/16 at Milwaukee  
**Most Walks:** 2, 4/16 at Milwaukee  
**Most Runs Allowed:** 2, four times. Last: 9/21 at Chicago Cubs  
**Most ER Allowed:** 2, four times. Last: 9/21 at Chicago Cubs  
**Most Hits Allowed:** 3, 5/24 vs. Atlanta  
**Most HRs Allowed:** 1, nine times. Last: 9/27 vs. Chicago Cubs  
**Longest Winning Streak:** 2 games, 7/21-30  
**Longest Losing Streak:** 1 game, twice. Last: 9/4-present  
**Longest Scoreless Streak:** 18.1 IP, 7/5-8/18

CAREER HIGHS

**Most IP:** 3.0, three times. Last: 7/9/18 [2] at Baltimore  
**Most Strikeouts:** 6, 6/27/18 at Philadelphia  
**Most Walks:** 2, twice. Last: 4/16/19 at Milwaukee  
**Most Runs Allowed:** 3, three times. Last: 6/30/18 vs. Boston  
**Most ER Allowed:** 3, three times. Last: 6/30/18 vs. Boston  
**Most Hits Allowed:** 5, 5/17/17 at Kansas City  
**Most HRs Allowed:** 1, 14 times. Last: 9/27/19 vs. Chicago Cubs  
**Longest Scoreless Streak:** 18.1 IP, 7/5-8/18/19

## CAREER NOTES

- Struck out 95 batters in his first 68 appearances with the Cardinals, the 2nd highest total by a Cardinals relief pitcher in his first 68 games with the franchise, trailing only Trevor Rosenthal (99).
- Limited opponents to 7.66 baserunners/9 IP, leading all National League relief pitchers and the 5th-lowest total in Cardinals history.
- Led all minor league pitchers in strikeouts/9 IP (12.23) in 2016 of those with 75.0 IP or more.
- Has been a part of two Triple-A Championship teams with Memphis (2018) and Scranton Wilkes-Barre (2016).
- Sent the Memphis Redbirds to the 2018 Pacific Coast League Championship on a two-strike walk-off single in the 10th inning vs. Oklahoma City (9/9) in only his second career professional plate appearance.

## 2019

**NL Reliever Ranks:** ERA (2.31, 4th), strikeouts (93, 7th), Holds (19, T12th), opponent BA (.170, 2nd), opponent OBP (.226, 2nd), opponent SLG (.320, 12th), OPS (.546, 4th), Hits/9 IP (5.35, 2nd), Baserunners/9 IP (7.66, 1st), Strikeout %/ BF (33.3%, 9th), WHIP (0.81, 2nd), BB/9 IP (1.95, 6th), Strikeouts/Walk (5.81, 7th), Inherited runners (44, T3rd), Inherited Runners Scored pct. (15.9%, 2nd).

- Began the season in Memphis (AAA) and made one appearance before being recalled on 4/7. Was optioned following the Mexico Series (4/13-14) on 4/15, was recalled on 4/16 due to Ryan Helsley on I.L., remaining in St. Louis for the rest of the season.
- Picked up his first Major League victory vs. LAD (4/11) striking out three batters in 1.1 innings or relief.
- Made a relief appearance in his home country of Mexico vs. CIN (4/14) and allowed a home run to Yasiel Puig while recording an out via strikeout.
- Ranked T2nd on the Cardinals with 66 appearances. Earned three wins in relief.
- Had a .149 opp BA (17-114) vs. LH batters ranking 1st among NL relievers (min. 100 AB).
- Ran off a career-high 18.1 inning scoreless streak (7/5-8/18), 15th-longest in the NL and 3rd-longest by an NL relief pitcher (Jarlin García 20.0 IP & Richard Rodríguez 19.1).
- Posted 1.89 ERA in 31 games after the All-Star Break (33.1 IP), ranking 4th among N.L. qualifiers behind Jack Flaherty (0.91), Jacob deGrom (1.44) and Archie Bradley (1.71).
- Recorded his first save as a Cardinal (2nd career) at CHI (9/19) pitching a scoreless 10th inning to hold down a Cardinals 5-4 opening series win en route to a four-game sweep at Wrigley Field.
- Did not allow a run to 11 of the 20 opponents he faced in 2019, facing eight of the opponents multiple games.
- Made 25 appearances of 4+ outs, T2nd among NL relievers with Seth Lugo (NYM). Eight appearances of 2.0+ innings with a season high vs. PIT (8/10) of 2.1 innings in a Hold.
- Struck out multiple batters 28 times (T10th N.L.); most by a Cardinal since SeungHwan Oh (35 in '16).
- Pitched on consecutive days eight times and did not allow a run (5.2) in any consecutive appearances.

## AWARDS & HONORS

### Triple-A Nationals Championship

2018: Memphis (AAA)

2016: Scranton Wilkes-Barre (AAA)

### Pacific Coast League Championship

2018: Memphis (AAA)

### International League Championship

2016: Scranton Wilkes-Barre (AAA)

## CAREER MILESTONES

### Major League Debut

May 12, 2017 vs. Houston

### First Major League Win

April 11, 2019 vs. Los Angeles Dodgers

### First Major League Save

July 9, 2018 [2] at Baltimore

### First Major League Strikeout

May 14, 2017 vs. Houston (Game 2)

(2nd inning, Brian McCann, swinging)

## LOWEST SINGLE-SEASON WHIP BY A CARDINALS RELIEF PITCHER

Rank	WHIP	IP	Year
1. Pat Neshek	0.79	67.1	2014
2. Harry Brecheen	0.80	49.0	1943
3. Dick Hughes	0.80	45.0	1968
4. <b>Giovanny Gallegos</b>	<b>0.81</b>	<b>74.0</b>	<b>2019</b>
5. Kiko Calero	0.82	45.1	2004
6. Ricky Horton	0.84	41.2	1986
7. Mike Timlin	0.85	56.2	2002
8. Lindy McDaniel	0.86	104.1	1960

## CARDINALS SINGLE-SEASON MULTIPLE SO IN A RELIEF APPEARANCE

Rank	YEAR	APP	2+ K G	PCT	
1.	Trevor Rosenthal	2013	74	36	48.6%
2.	SeungHwan Oh	2016	62	35	56.5%
3.	Mark Littell	1978	72	32	44.4%
4.	Jason Motte	2012	67	28	41.8%
	<b>Giovanny Gallegos</b>	<b>2019</b>	<b>66</b>	<b>28</b>	<b>42.4%</b>
	Rich Croushore	1999	59	28	47.5%
	<b>John Brebbia</b>	<b>2019</b>	<b>66</b>	<b>28</b>	<b>42.4%</b>
8.	Todd Worrell	1987	75	27	36.0%
	Diego Segui	1973	65	27	41.5%
10.	Trevor Rosenthal	2017	50	26	52.0%



- Stranded the bases loaded 5 times in 2019.
- Went from 6/21-8/27 without allowing an inherited runner to score (14 IR/0 RS).
- Did not strike out a batter in his last four regular season appearances of the season, marking only the second time in his career he went consecutive appearances without striking out a batter (5/24-26 vs. ATL).

**2019 POSTSEASON:** Appeared in five postseason games and did not allow a run in three appearances (all Cardinals wins) in the NLDS vs. ATL, but surrendered a run in Game 1 of the NLCS vs. WSH. Struck out three batters over 2.0 scoreless innings in Game 4 of the NLCS, his first 2.0 IP outing since 9/10 at COL. Was the 4th Mexican-born player to appear in a postseason game for St. Louis, joining RHP Dennys Reyes (2009), RHP Fernando Salas (2011-12), and LHP Jaime García (2011-15).

## 2018

- Was acquired by the Cardinals on July 28 from the Yankees along with LHP Chasen Shreve for 1B Luke Voit and International Cap Space. Reported to Memphis (AAA).
- Had pitched 17 games for Scranton Wilkes-Barre and four games in New York (AL) before the trade. Appeared in 13 games at Memphis and two in St. Louis after arriving via trade.
- Made his St. Louis debut vs. SF (9/23) pitching a scoreless 9th inning allowing one hit with two strikeouts. Retired his lone batter faced two days later vs. MIL (9/25).
- Fanned 10 in 10.0 innings pitched in his four appearances for the Yankees, including a career-high six on 6/27 at PHI in his 3.0 IP.
- Pitched in 30 minor league games, all in relief, at Scranton Wilkes-Barre (AAA) and Memphis (AAA) posting a 2-1 record with a 2.64 ERA and an 0.92 WHIP.
- Was 2-1 with a 3.90 ERA in 17 appearances at Scranton Wilkes-Barre, fanning 41 over 27.2 innings (13.34 K/9 IP); and 0-0 with an 0.54 ERA in 13 appearances at Memphis striking out 16 over 16.2 innings. Recorded three total saves.
- Struck out a season-high seven batters in 2.2 innings of relief vs. Durham (6/5).
- Struck out a batter in each of his first 29 minor league appearances before the streak was snapped in his final appearance of the season with Memphis (9/3) at Nashville in which he pitched only one-third of an inning.
- Did not allow a home run in his last 20 minor league appearances.
- Was recalled from Memphis (AAA) on 9/21 after performing as a key fixture in the Redbirds bullpen as they won the Triple-A National Championship and second consecutive Pacific Coast League title.
- Sent the Redbirds to the PCL Championship with a two-strike walk-off single in the 10th inning vs. Oklahoma City (9/9) in his second professional plate appearance, also earning the decision as the winning pitcher.
- Posted a combined record of 2-0, 2.57 ERA in five postseason games. Earned save in the PCL Title clinching win over Fresno.

## 2017

- Saw his first Major League action making 16 relief appearances for the Yankees and 28 appearances in Scranton Wilkes-Barre (AAA).
- Was recalled to New York four times during the season (5/11-21, 5/31-6/16, 8/12-13 & 8/31-10/1).
- Struck out at least one batter in 12-of-16 appearances with six appearances of four outs or more and did not pitch on consecutive days at all in the majors.
- Made his Major League debut vs. HOU (5/12) retiring his only batter faced (Carlos Correa) in the 9th inning stranding two runners.
- Collected his first career strikeout, fanning Brian McCann on 5/14 vs. HOU (Game 2 of DH) while pitching a season-high 3.0 innings allowing an unearned run.
- Struck out four batters over 2.2 scoreless innings vs. BOS (8/12).
- Held the opposition scoreless in 20-of-28 relief appearances in Scranton Wilkes-Barre while converting five saves in seven opportunities with four of the saves 2.0 innings.
- Struck out a batter in each of his first 27 appearances in Scranton Wilkes-Barre. Did not strike out a batter in his final appearance (1.0 IP) vs. Syracuse (8/27).
- Struck out a season-high six batters twice (4/8 at Buffalo & 5/4 at Lehigh Valley).
- Made 18 appearances of four outs or more with a season-high 2.2 innings at Buffalo (7/14).
- Held left-handed batters to a .162 BA (12-74, HR) and right-handers to a .195 BA (16-82, 3 HR).
- Did not allow a run from 5/28-8/9 in the minors covering 23.1 innings (12 app.).
- At the time of his final recall (8/31), led the International League and was T-6th among all minor league pitchers in strikeouts/9 IP (14.33) with a minimum of 40.0 IP.
- Made one relief appearance for Team Mexico in the World Baseball Classic pitching 2.0 innings against Puerto Rico (3/11). Allowed one run on four hits including a solo home run to Francisco Lindor.

## 2016

- Made 42 relief appearances between Trenton (AA) and Scranton Wilkes-Barre (AAA), going 7-2 with a 1.27 ERA.
- Struck out 106 batters over 78.0 innings leading all minor league pitchers in strikeouts/9 IP (12.23) of those with 75.0 IP or more. His 36.1% strikeout rate (106 K/294 TBF) also led Minor League Baseball.
- Ranked among minor league leaders in opponent batting average (.175, 5th) and strikeouts/walk ratio (6.24, 12th).
- Held left-handed batters to a .129 opponent BA (16-124).
- Made four relief appearances in the International League playoffs going 2-0 with two saves not allowing a hit over 6.2 scoreless innings with one walk and nine strikeouts.
- Recorded saves in the Governors' Cup-clinching game at Gwinnett and the Triple-A National Championship Game vs. El Paso.
- Was added to the Yankees 40-man roster on 11/18.

**2015**

- Combined to make 35 relief appearances at three different levels sporting a 3-1 record with a 1.71 ERA and five saves.
- Began the season pitching for Tampa (A) before promotions sent him to Trenton (AA) and Scranton Wilkes-Barre (AAA) over the course of the season.
- Converted a career-high five saves in seven opportunities while pitching for Tampa.
- Did not allow a home run in the Florida State League after his first two appearances (176 total batters faced) in the league.
- Held right-handed batters to a .199 BA (28-141, 0 HR) and left-handers to .157 BA (13-83, 2 HR) over the course of the season.
- Pitched for Yaquis de Obregon of the Mexican Winter League appearing in 13 games with a 1-2 record in 9.0 IP.

**2014**

- Started the first five games of the season for Charleston (A) before moving to the bullpen where he came in relief in 23 of his final 24 appearances.
- Was 0-3 with a 3.68 ERA in six starts and 5-2 with a 5.01 ERA and one save in 23 relief appearances.
- Ranked 4th among South Atlantic League relievers in fewest walks/9 IP (1.52).
- Converted his first professional save in his first relief appearance of the season, a scoreless 3.0-inning effort vs. Delmarva (5/4).
- Of his 23 relief appearances, 19 were 2.0 innings or more.

**2013**

- Made a league-leading 16 starts for Staten Island (A) of the New York-Penn League.
- Tied for the New York-Penn League lead in games started (16), home runs allowed (9) and losses (8); ranked 5th in walks/9 IP (1.93).
- Maxed out at 5.0 innings in five separate starts.
- Was 1-2 with a 1.75 ERA in the month of July, ranking 9th among New York-Penn League pitchers in ERA for the month.
- Pitched for Yaquis de Obregón of the Mexican Winter League going 1-1 with a 4.26 ERA in five relief appearances.

**2012**

- Made his professional debut with the Gulf Coast League Yankees (R) as a 20-year old appearing in 12 games making four starts.
- Held opponents scoreless in 10 of his 12 appearances, pitching 2.0 to 3.0 innings in each appearance.
- Struck out a batter in 11-of-12 appearances.
- Walked only two batters out of 102 total batters faced.

**BACKGROUND/PERSONAL**

- Originally signed as a non-drafted free agent by the New York Yankees, January 6, 2011.
- Resides in Ciudad Obregón, Sonora, Mexico.



Giovanni Gallegos makes a relief outing in his home country of Mexico vs. the Cincinnati Reds at Estadio de Beisbol Monterrey, April 14, 2019.



JOHN GANT

53

HEIGHT	WEIGHT	BATS/THROWS	BIRTH DATE	ML SERVICE
6-4	200	R/R	8/6/1992	3.004

FULL NAME: John Michael Gant

BORN: Savannah, Georgia

OPENING DAY AGE: 27 (Turns 28 on August 6)

BECAME CARDINAL: Acquired from the Atlanta Braves with RHP Chris Ellis and INF Luke Dykstra in exchange for LHP Jaime Garcia, December 1, 2016

CONTRACT STATUS: Signed through 2020

MLB DEBUT: April 6, 2016 vs. Washington

PITCHER



## COMPLETE RECORD

Year Team	W-L	ERA	G	GS	CG	GF	SHO	SV	IP	H	R	ER	HR	HBP	BB	IBB	SO	WP	BK	BA
2011 GCL Mets	0-1	6.48	4	1	0	0	0	0	8.1	8	6	6	1	1	3	0	5	1	0	.286
2012 Kingsport	3-3	4.55	11	11	0	0	0	0	55.1	62	31	28	6	1	19	0	47	10	2	.272
Savannah	0-1	10.38	1	1	0	0	0	0	4.1	10	5	5	1	0	0	0	5	0	0	.455
2013 Brooklyn	6-4	2.89	13	13	+1	0	+1	0	71.2	53	30	23	1	5	28	0	81	3	2	.206
2014 Savannah	11-5	2.56	21	21	2	0	*2	0	123.0	107	47	35	5	3	40	0	114	7	1	.231
2015 St. Lucie	2-0	1.79	6	6	0	0	0	0	40.1	27	9	8	4	1	10	0	48	0	0	.180
Binghamton	4-5	4.70	11	11	0	0	0	0	59.1	67	38	31	2	1	26	0	43	2	1	.289
Mississippi	4-0	1.99	7	7	0	0	0	0	40.2	28	11	9	1	0	14	0	43	2	1	.201
2016 Rome#	0-0	0.00	1	0	0	0	0	0	3.0	1	0	0	0	0	1	0	2	0	0	.111
Gwinnett	3-3	4.18	12	10	0	1	0	0	56.0	58	29	26	5	0	22	0	57	7	0	.262
Atlanta	1-4	4.86	20	7	0	6	0	0	50.0	54	32	27	7	2	21	3	49	4	0	.278
2017 Memphis	6-5	3.83	18	18	0	0	0	0	103.1	109	47	44	10	4	25	1	99	2	1	.272
ST. LOUIS	0-1	4.67	7	2	0	1	0	0	17.1	17	9	9	4	1	10	1	11	0	0	.266
2018 ST. LOUIS	7-6	3.47	26	19	0	1	0	0	114.0	91	54	44	9	2	57	3	95	5	0	.216
Memphis	5-1	1.65	8	8	0	0	0	0	49.0	45	13	9	5	1	16	0	42	1	0	.243
2019 ST. LOUIS	11-1	3.66	64	0	0	13	0	3	66.1	51	29	27	4	0	34	1	60	1	0	.217
MINOR TOTALS	44-28	3.28	113	107	3	1	3	0	614.1	575	266	224	41	17	204	1	586	35	8	.246
MAJOR TOTALS	19-12	3.89	117	28	0	21	0	3	247.2	213	124	107	24	5	122	8	215	10	0	.233

\*Led League

+Tied for League Lead

#Injury Rehabilitation Assignment

Note: Major League Uniform Numbers Worn: 52 (2016), 53 (2017-present)

## REGULAR SEASON FIELDING RECORD

Position	PCT	G	PO	A	E	TC	DP
Pitcher	1.000	117	22	22	0	44	1

## REGULAR SEASON BATTING RECORD

Year Team	AVG	G	AB	R	H	2B	3B	HR	RBI	SH	SF	HBP	BB	IBB	SO	SB	CS	GDP	SLG	OBP	E
2019 ST. LOUIS	.000	64	3	0	0	0	0	0	0	0	0	0	0	0	2	0	0	0	.000	.000	0
MAJOR TOTALS	.045	119	44	2	2	0	0	2	3	6	0	0	0	0	17	0	0	0	.182	.045	0

Home Runs: 8/14/18 vs. WSH (G. Gonzalez, 2nd inning, two-run) • 8/30/18 vs. PIT (J. Musgrove, 3rd inning, solo).

## 2019 SEASON HIGHS

**Most IP:** 3.0, 6/14 at New York Mets  
**Most Strikeouts:** 4, 5/26 vs. Atlanta  
**Most Walks:** 3, 9/15 vs. Milwaukee  
**Most Runs Allowed:** 4, 6/23 vs. Los Angeles Angels  
**Most ER Allowed:** 4, 6/23 vs. Los Angeles Angels  
**Most Hits Allowed:** 4, 6/23 vs. Los Angeles Angels  
**Most HRs Allowed:** 1, four times. Last: 7/12 vs. Arizona  
**Longest Winning Streak:** 10 games, 3/29-8/31.  
**Longest Losing Streak:** 1 game, 9/15  
**Longest Scoreless Streak:** 10.2 IP, 4/6-23.

## CAREER HIGHS

**Most IP (Starter):** 7.0, twice. Last: 8/25/18 at Colorado.  
**Most IP (Reliever):** 4.2, 4/27/16 at Boston  
**Most Strikeouts (Starter):** 7, twice. Last: 5/25/18 at Pittsburgh  
**Most Strikeouts (Reliever):** 4, four times. Last: 5/26/19 vs. Atlanta  
**Most Walks (Starter):** 5, three times. Last: 9/4/18 at Washington  
**Most Walks (Reliever):** 4, 5/30/18 at Milwaukee  
**Most Runs Allowed (Starter):** 6, twice. Last: 9/15/18 vs. L.A. Dodgers  
**Most Runs Allowed (Reliever):** 4, twice. Last: 6/23/19 vs. L.A. Angels  
**Most ER Allowed (Starter):** 6, twice. Last: 9/15/18 vs. L.A. Dodgers  
**Most ER Allowed (Reliever):** 4, 6/23/19 vs. L.A. Angels  
**Most Hits Allowed (Starter):** 8, 8/3/18 at Pittsburgh  
**Most Hits Allowed (Reliever):** 4, twice. Last: 6/23/19 vs. L.A. Angels  
**Most HRs Allowed:** 2, four times. Last: 9/15/18 vs. L.A. Dodgers.  
**Longest Winning Streak:** 10 games, 3/29-8/31/19  
**Longest Losing Streak:** 4 games, 6/22/16-9/29/17  
**Longest Scoreless Streak:** 10.2 IP, 4/6-23/19.

## CAREER TRANSACTIONS

- Selected by New York Mets in the 21st round (642nd overall) of the June, 2011 First-Year Player Draft.
- Acquired by the Atlanta Braves with RHP Rob Whalen in exchange for INF Juan Uribe and INF/OF Kelly Johnson, July 24, 2015.
- On Atlanta disabled list (left oblique strain), June 28-August 21, 2016; included injury rehabilitation assignments to Rome (A) and Gwinnett (AAA).
- Acquired by the St. Louis Cardinals with RHP Chris Ellis and INF Luke Dykstra in exchange for LHP Jaime Garcia, December 1, 2016.
- On St. Louis disabled list (right groin), March 30-May 15, 2017.

## CAREER NOTES

- Was used as a full-time reliever in 2019 making 64 relief appearances. First professional season without making at least one start.
- Led all MLB relief pitchers with 11 wins in 2019.
- Became the 8th pitcher in Cardinals history to record double-digit wins in relief posting an 11-1 record in 2019.
- Tied Eddie Yuhas (1952) for highest winning percentage by a Cardinals pitcher with 10 or more decisions with a .917 mark (11-1).
- His seven wins prior to the All-Star Break in 2019 were the most by a National League relief pitcher since Tyler Clippard's eight in 2010 with the Nationals.
- Joined Roy Face (12-0, 1959, PIT), Lew Burdette (7-0, 1953, MIL), Aurelio Lopez (7-0, 1984, DET) and Ron Robinson (7-0, 1986, CIN) as the only pitchers in MLB history with a perfect mark and at least seven wins pre All-Star Break making all relief appearances.
- Hit two home runs in 2018 as his only two career hits. Was the only pitcher in MLB to hit multiple home runs in the month of August.
- Posted seven double-digit strikeout games in the minor leagues.
- 2014 South-Atlantic League Mid-Season and Post-Season All-Star with Savannah (A).
- 2013 New York-Penn League Mid-Season All-Star with Brooklyn (A).

## 2019

- **NL Reliever Ranks:** Wins (11, \*1st), GIDP (13, 1st), GIDP/9 IP (1.76, 3rd), HR/9 IP (0.54, 5th)
- Earned 11 wins in relief, most of any MLB relief pitcher in 2019 and most by a Cardinals relief pitcher since Al Hrabosky had 13 in 1975. Ranked T3rd on the Cardinals staff in wins with Jack Flaherty, trailing Hudson (14) & Wainwright (13).
- Won each of his first 10 decisions before suffering his first loss on 9/15 vs. MIL.
- His 13 GIDP by a reliever were the most by a Cards reliever since Seth Maness' 16 in 2013. Bruce Sutter leads (since 1956) the franchise with 18 in 1984.
- Ranked 4th on the Cardinals with three saves and 5th with 64 appearances.
- Began the season by recording a 1.10 ERA (4 ER/ 32.2 IP) in his first 28 games (March 28-June 7).
- Was 4-0 in June, trailing only Max Scherzer (6-0) and Jon Gray (5-1) in the N.L. His three wins in the month of August, ranked T9th in the N.L..
- Pitched on consecutive days 10 times, recording two saves.
- All four of his runs allowed in his first 29 appearances came via home run. First runs allowed not via home run came on 6/8 at CHI.
- Recorded a Hold in three straight appearances (7/19-7/25).
- Recorded either a win, save or hold during a six-appearance stretch from 5/22-6/6.

- Posted a 1.9% barrel rate/plate appearance ranking 16th among all MLB pitchers.
- Had a 45.5% Whiff rate on his Change-Up.
- Stuck out a batter in 11 consecutive relief appearances (4/3-27), one shy of his career high of 12 (2017-18).
- Earned his second win of the season on 4/3 at PIT and became the first Cardinal in franchise history with two wins and a save in the team's first six games to begin a season.
- Earned his 1st professional save on 4/1, becoming the 4th Cardinal with a win & save in team's first five games and the first since Juan Acevedo in 1999. Also Hal Woodeshick (1967) & Joe Hoerner (1968).

**2019 POSTSEASON:** Traveled with the team in the NLDS and NLCS but was not on the active roster.

## 2018

- Appeared in 26 games (19 starts) over three stints with St. Louis, while establishing single-season career highs in multiple categories.
- Combined for a record of 12-7 with a 2.93 over 27 starts covering 163.0 innings pitched with 137 strikeouts between Memphis (AAA) and St. Louis, the largest workload of his professional career.
- Thirteen of his career-high 19 starts came after the All-Star Break after replacing Michael Wacha in the rotation. Was 5-6 with 3.61 ERA (39 ER/97.1 IP), 81 strikeouts (7.49 strikeouts/9 IP), and .219 opponent average against (79-360).
- Pitched at least 6.0 innings on five occasions, including career-high 7.0 innings twice. All five starts were quality.
- Issued 57 walks in 114.0 innings pitched, T21st-most among NL pitchers and 3rd-most on St. Louis. His 4.50 walks/9 IP was the 3rd-highest rate in the NL behind Robbie Ray (5.09) and teammate Carlos Martinez (4.55) (*min. 110 innings pitched*).
- Ranked T2nd in the NL in unearned runs allowed (10), behind Jake Arrieta (17).
- Sported a .195 average (39-200) the first time through the opposition's lineup.
- Recorded the highest swing & miss pct. (5.5%) on change-ups of any Cardinals pitcher.
- Six of his nine home runs allowed were hit by left-handers: Odúbel Herrera, Freddie Freeman, Pablo Sandoval, Tucker Barnhart, Ben Zobrist & Anthony Rizzo.
- Logged a 0.89 ERA (50.2 IP/5 ER) in Cardinals wins (11 appearances), representing the lowest ERA in the NL in winning appearances (*min. 50. IP*). He had a 5.54 ERA in losses (63.1 IP).
- Was 2-0 with a 2.70 ERA in seven relief appearances (16.2 IP), limiting the opposition to a .194 average against (12-62). Retired his first batter faced in 6 of 7 outings.
- Recalled and made season debut throwing 3.0 perfect innings (11th-13th) in relief vs. NYM (4/26) earning his first win in a 4-3 Cardinals walk-off victory in 13 innings.
- Set single-game team highs, at the time, for relief IP (3.2) and tying for strikeouts in relief (4) vs. SD (5/13).
- Struck out seven batters in consecutive starts: 5/19 vs. PHI & 5/25 at PIT (9.2 combined innings).

## AWARDS & HONORS

**Pacific Coast League Pitcher of the Week**  
2017: Memphis (AAA) - June 12-18

**Florida State League Pitcher of the Week**  
2015: St. Lucie (High-A) - June 29-July 5

**South Atlantic League Post-Season All-Star**  
2014: Savannah (A)

**South Atlantic League Mid-Season All-Star**  
2014: Savannah (A)

**South Atlantic League Pitcher of the Week**  
2014: Savannah (A) - July 14-20  
2014: Savannah (A) - July 28-August 3

**New York-Penn League Mid-Season All-Star**  
2013: Brooklyn (A)

**New York-Penn League Pitcher of the Week**  
2013: Brooklyn (A) - August 26-Sept. 1

## CAREER MILESTONES

**Major League Debut**  
April 6, 2016 vs. Washington

**First Major League Win**  
June 17, 2016 at New York (N.L.)

**First Major League Save**  
April 1, 2019 at Pittsburgh

**First Major League Start**  
June 12, 2016 vs. Chicago (N.L.)

**First Major League Strikeout**  
April 6, 2016 vs. Washington  
(9th inning, Wilson Ramos, swinging)

## MOST WINS IN RELIEF PRE ALL-STAR BREAK PERFECT WINNING PERCENTAGE

MLB Rank	W-L	Season	Team
1. Roy Face	12-0	1959	Pirates
2. <b>John Gant</b>	<b>7-0</b>	<b>2019</b>	<b>Cardinals</b>
Lew Burdette	7-0	1953	Braves
Aurelio Lopez	7-0	1984	Tigers
Ron Robinson	7-0	1986	Reds

\* Minimum 7 wins



- Recalled (6/21) and replaced Michael Wacha (10-day DL) in the rotation. Tossed 7.0 scoreless IP with one infield hit allowed, earning a 4-0 win vs. CLE (6/25).
- Hurled 4.0 scoreless innings without allowing a hit vs. CIN (7/15) to earn the win in Mike Shildt's managerial debut. It was the longest relief outing by a Cardinals pitcher in 2018 and the 2nd-longest relief outing of Gant's career (4.2 IP at BOS 4/27/16 w/ATL).
- Pitched 5.0 scoreless in the second game of a day-night doubleheader at Wrigley Field (7/21) as the Cards scored five unanswered over the final 3.0 innings for a 6-3 victory
- Took the mound for ESPN Sunday Night game (7/29) vs. CHI and was charged with 5-2 loss, allowing three runs (2 earned) on a pair of home runs in 4.1 IP.
- After 8/8, posted a 6.93 hits/9 IP, .212 opponent batting average and 2.66 ERA.
- Limited opposition to one earned run over a three-start stretch (17.0 IP) from 8/25-9/4.
- Earned his first career post-All Star Break victory with 6.0 innings of two-hit ball, allowing only one run in 7-1 win at MIA (8/8).
- Matched his season and career-high with 7.0 innings in no-decision at Colorado (8/25), yielding a pinch-hit solo home run to Matt Holliday in the 7th inning.
- Both of his two career hits have been home runs. Was the only pitcher in MLB to hit multiple home runs in the month of August.
- Shared MLB lead in HR's among pitchers in 2018 (2); also NYM's Steven Matz, teammate Miles Mikolas, and CIN's Michael Lorenzen who had 4, but 2 as PH.
- Hit a two-run HR off Gio Gonzalez on 8/14/18 vs. WSH for his first ML hit after beginning his career 0-for-30.
- Joined Stephen Vogt (2013) as the only player in the "Live Ball Era" to break an 0-for-30 skid to begin career by hitting a home run. (STATS).
- Was 5-1 with a 1.65 ERA (49.0 IP/9 ER) and 42 strikeouts in 8 starts over three stints with the Memphis Redbirds (AAA).
- Was tied for the Pacific Coast League lead with four wins and ranked 7th in ERA (2.40) at the time of his second recall to St. Louis (5/7).

## 2017

- Spent most of 2017 at Memphis (AAA); was recalled twice: 5/31-6/7 & 8/31 to end of season.
- Began 2017 on the 10-day disabled list with a right groin injury suffered in Spring Training. Activated from the D.L. on 5/16 and optioned to Memphis.
- Opposing left-handed batters batted .259 (7-27, 3 HR) and right-handed batters hit .270 (10-37, HR).
- Started two games (at PIT 9/24 & vs. MIL 9/29) and was 0-1 with a 5.63 ERA over 8.0 IP.
- Threw 3.1 innings in his Cardinals debut (6/6) at CIN, tied for the longest outing by a Cardinals relief pitcher in 2017 (Lyons).
- Made five relief appearances...did not allow a run in first 5.0 IP after 8/31 recall.

## CARDINALS PITCHERS TO BEGIN A SEASON WITH 8 OR MORE CONSECUTIVE WINS

MLB Rank	W-L	Season	First Loss	Opp
1. John Gant	10-0	2019	9/15/2019	MIL
Howie Krist	10-0	1941	*6/28/1942	PHI
3. Frank DiPino	9-0	1989	^6/13/1990	PIT
4. Paul Dean#	8-0	1934	6/19/1934	CIN
Ted Wilks	8-0	1946	%4/28/1948	CIN
Bob Gibson	8-0	1965	5/25/1965	LA
Garrett Stephenson	8-0	2000	6/3/2000	CLE
Matt Morris	8-0	2005	6/23/2005	PIT

### STREAKS THAT WENT MULTIPLE SEASONS

%Won 12 straight from 1946-47

\*Won 13 straight from 1941-42

^Won 14 straight from 1988-90

# = Rookie

- Induced five double plays in September, ranking T2nd among National League pitchers (Clayton Richard, SD, 8).
- Made 18 starts at Memphis (AAA), posting a 6-5 record with a 3.83 ERA over 103.1 innings.
- Named PCL Pitcher of the Week for the June 12-18 period, following 8.0 scoreless innings of two-hit ball vs. Colorado Springs (6/16).
- Finished season at Memphis with wins in his last five decisions over seven starts, the only PCL pitcher with a 5-0 record from 7/24-8/31 and did not allow a home run from 8/4 on.
- Led Memphis and ranked T12th in the PCL with 99 strikeouts.

## 2016

- Made Atlanta's Opening Day roster and made three relief appearances before being optioned to Gwinnett (AAA) on 4/10. Made 10 starts out of 12 appearances on the season in Gwinnett.
- Made his Major League debut vs. WSH (4/6) and threw a scoreless inning with a strikeout and allowed one hit.
- Surrendered his first MLB runs on two solo home runs in his second appearance coming vs. STL (4/8), allowing a pinch-hit solo home run to Greg Garcia and a solo home run to Stephen Piscotty one batter later.
- Recalled to Atlanta (5/18) and stayed on the MLB roster until landing on the 15-day disabled list with an injured left oblique suffered in the 3rd inning of a start vs. CLE (6/27).
- Made rehab relief outing at Rome (A) vs. Lexington (8/2) and threw 3.0 scoreless IP of one-hit ball with one walk and two strikeouts. Rehab was transferred to Gwinnett (8/6).
- Posted a 1-3 record with a 4.80 ERA in seven MLB starts and was 0-1 with a 4.95 ERA in 13 MLB relief appearances.
- Pitched season-high 6.2 innings at NYM (6/17) earning his first MLB victory. Allowed one run with five strikeouts.
- Struck out a season-high six batters in consecutive starts at PHI (9/3) and vs. NYM (9/10).
- Was 1-0 with a 1.46 ERA in three appearances (two starts) vs. the Mets, fanning 12 in 12.1 innings.
- Finished the season with three scoreless appearances out of his last four outings.

## MINOR LEAGUE HIGHLIGHTS

- Began **2015** season in the Mets organization before a four-player trade sent him to the Braves on 7/24 with RHP Rob Whalen for INF Juan Uribe and INF/OF Kelly Johnson.
- Spent time in St. Lucie (High-A), Binghamton (AA) and Mississippi (AA) and combined to go 10-5 with a 3.08 ERA in 24 starts covering 140.1 innings.
- Set career highs in innings, strikeouts and starts.
- Was 4-0 with a 1.99 ERA in his seven starts at Mississippi (AA) following the trade.
- Named Mississippi Pitcher of the Month for August, going 3-0 with a 1.53 ERA (29.1 IP) with 32 strikeouts in five starts.
- Posted two double-digit strikeouts with St. Lucie, fanning a career-high 11 over 5.2 innings at Daytona (6/11) and 10 over 8.0 scoreless innings of three-hit ball at Tampa (6/29).
- Named Florida State League Pitcher of the Week for the June 29-July 5 period.
- Pitched **2014** season in Savannah (A), leading the SAL in shutouts (2) and ranking among league leaders in ERA (2.56, 4th), wins (11, T4th), complete games (2, T2nd), opponent BA (.231, 3rd), strikeouts/9 IP (8.34, 4th) and fewest baserunners/9 IP (10.98, 4th).
- Led the Sand Gnats in starts (21), wins, innings pitched (123.0), strikeouts (114) and shutouts (2).
- Named a South Atlantic League Mid-Season and Post-Season All-Star.
- Posted three games with double-digit strikeouts, fanning 10 at Lakewood (4/26) and back-to-back starts with 10 strikeouts each vs. Charleston-SC (7/2) and vs. Augusta (7/7) in a season-high 8.0 innings.
- Named South Atlantic League Pitcher of the Week twice (7/21 & 8/4).

- Named to the SAL Mid-Season All-Star South Team and threw a scoreless 3rd inning with a strikeout.
- Made one start in the SAL Playoffs and took a no decision with 10 strikeouts over 6.2 innings with one run allowed in a game the Sand Gnats lost after the contest was suspended.
- Made team-leading 13 starts for Brooklyn (A) in **2013** with club highs in innings pitched (71.2) and strikeouts (81).
- Tied for the New York-Penn League lead in complete games (1) and shutouts (1), while ranking 2nd in the league in strikeouts and 4th in opponent BA (.206).
- Named a New York-Penn League Mid-Season All-Star.
- Faced the minimum of 27 batters firing a one-hit shutout (8/28) vs. Tri-Cities, allowing a walk and striking out six in a 1-0 win earning him New York-Penn League Pitcher of the Week for the August 26-September 3 period.
- Tied for the **2012** Kingsport team lead in starts and led the team in innings pitched (55.1).

## BACKGROUND/PERSONAL

- Graduated from Wiregrass Ranch (Fla.) High School.
- Signed a letter of intent to play college baseball at Long Island University (N.Y.), but was selected by the Mets in the 21st round of the June, 2011 First-Year Player Draft.
- His father, John, Sr., is the head girls basketball coach and science teacher at Wiregrass Ranch High School, where John has served as team scorekeeper.
- Struck out over 200 batters with only three losses in his high school baseball career.
- His change-up grip has been nicknamed "The Vulcan".
- Resides in Wesley Chapel, Fla.



# JOSÉ GODOY

(guh-DOY)

# 70

HEIGHT	WEIGHT	BATS/THROWS	BIRTH DATE	ML SERVICE
5-11	200	L/R	10/13/1994	0.000

**FULL NAME:** José Alberto Godoy

**BORN:** Maracaibo, Venezuela

**OPENING DAY AGE:** 25

**BECAME CARDINAL:** Signed as an international free agent, July 2, 2011

**CONTRACT STATUS:** Signed through 2020

**CATCHER (NON-ROSTER)**



## COMPLETE RECORD

Year Team	AVG	G	AB	R	H	2B	3B	HR	RBI	SH	SF	HBP	BB	IBB	SO	SB	CS	GDP	SLG	OBP	E
2012 DSL Cardinals	.239	46	142	15	34	4	1	0	15	0	3	4	32	2	22	0	2	1	.282	.387	8
2013 GCL Cardinals	.263	36	114	15	30	5	0	0	13	0	0	5	14	0	18	0	0	5	.307	.368	3
2014 Palm Beach	.000	2	4	0	0	0	0	0	0	0	0	0	0	0	1	0	0	0	.000	.000	0
Johnson City	.331	36	118	15	39	4	0	1	18	0	0	1	18	0	11	0	0	3	.390	.423	6
2015 Palm Beach	.167	3	6	1	1	0	0	0	0	0	0	0	1	0	1	0	0	0	.167	.286	1
State College	.234	36	107	10	25	7	1	0	18	0	2	3	14	0	15	0	0	5	.318	.333	0
2016 Springfield	1.000	1	1	0	1	0	0	0	0	0	0	0	0	0	0	0	0	0	1.000	1.000	0
Peoria	.293	80	287	36	84	11	0	1	31	1	2	8	29	3	34	1	1	11	.341	.371	2
2017 Palm Beach	.265	69	238	21	63	14	0	4	41	6	2	3	16	0	36	1	2	10	.374	.317	3
2018 Springfield	.226	9	31	3	7	1	0	0	0	0	0	0	2	0	3	0	0	4	.258	.273	1
Palm Beach	.289	68	211	25	61	10	1	2	18	5	1	7	25	1	37	2	0	2	.374	.381	1
2019 Springfield	.256	47	160	22	41	10	0	5	33	1	3	6	18	0	30	0	1	1	.413	.348	2
Memphis	.316	27	79	10	25	6	0	2	9	0	1	0	7	0	16	0	0	3	.468	.368	1
<b>MINOR TOTALS</b>	<b>.274</b>	<b>460</b>	<b>1498</b>	<b>173</b>	<b>411</b>	<b>72</b>	<b>3</b>	<b>15</b>	<b>196</b>	<b>13</b>	<b>14</b>	<b>37</b>	<b>176</b>	<b>6</b>	<b>224</b>	<b>4</b>	<b>6</b>	<b>45</b>	<b>.356</b>	<b>.362</b>	<b>28</b>

## CAREER NOTES

- Has thrown out 41.7% (170 CS/408 SB ATT) of attempted basestealers over his professional career.
- 2018 Florida State League Mid-Season All-Star.
- Career .362 on-base percentage over eight professional seasons, six points above his career slugging (.356).
- Had a career-high 6 RBI in 2014 game at Bluefield. Recorded four hits on three separate occasions.
- Has swung on a 3-0 count six times in his career posting a .500 (3-6) average including two doubles and five RBI.

## 2019

- Played in 74 games between Springfield (AA) and Memphis (AAA), batting a combined .276 with 7 HR, 42 RBI and 16 doubles.
- Posted career highs in home runs (7), RBI (42), doubles (16) and sacrifice flies (4).
- His batting average never dropped below .311 in Memphis after his first game.
- Began the season in Springfield and was recalled to Memphis for five games at the beginning of June. After being optioned back to Springfield, was recalled to Memphis on July 13 for the remainder of the season.

- Threw out 27.4% (17 CS/62 SB ATT) of attempted base stealers on the season.
- Homered in three consecutive games (6/8-13) at Reno while with Memphis, then back-to-back games vs. Midland while in Springfield.
- Hit his first career grand slam at Corpus Christi (6/23) off J.B. Bukauskas, as part of a Cardinals 6-run 6th inning for his season-high in RBI (4).
- Posted three straight games with multiple RBI (7/9-13).
- Caught a season-high 11.0 innings vs. Midland (6/13).

## 2018

- Played in 77 games over the course of the season, appearing in nine games for Springfield (AA) but playing the majority of the season in Palm Beach (A).
- Threw out 46.6% (27 CS/58 SB ATT) of attempted base stealers. His 46.6% caught stealing rate would have led the Florida State League, but did not play the qualifying amount of games.
- Was selected as the starting catcher for the Florida State League All-Star Game for the South squad. Was 0-for-1 in the game and caught four innings.
- Was 2-for-7 in the Florida State League playoffs starting both games at catcher.
- Batted .350 (14-40) in 14 games in April and carried a .300 batting average as late into the season as July 26 (.301).
- Had pinch-hit RBI single vs. Daytona (6/8) in the 8th inning breaking a 6-6 tie for the eventual 7-6 win.
- Hit safely in 7-of-9 games in Springfield.

## 2017

- Posted then single-season highs in home runs (4), RBI (41) and doubles (14).
- Tallied a season-high four RBI in three different games.
- Threw out 40.0% (20 CS/50 SB ATT) of attempted base stealers.

## 2016

- Posted single-season highs in hits (85), runs (36) and batting average (.295) between Peoria (A) and one game at Springfield (AA).
- Was hit by pitch eight times, tied for the Peoria (A) team lead.
- Threw out 44.4% (20 CS/45 SB ATT) of attempted base stealers.
- Pitched one scoreless inning, the 15th inning of a 9-9 tie at West Michigan (7/22).

## AWARDS & HONORS

### Florida State League Mid-Season All-Star 2018: Palm Beach (A)

## 2015

- Threw out 42.9% (12 CS/28 SB ATT) of attempted base stealers.
- Posted a perfect 1.000 fielding percentage over 262 total chances in the New York-Penn League.

## 2014

- Tallied a career-high 6 RBI in a 4-for-5 effort with two doubles at Bluefield (6/19).
- Threw out 47.5% (19 CS/40 SB ATT) of attempted base stealers.
- Posted an 11-game hitting streak (6/23-7/9) batting .432 (16-37) during the stretch, T-10th longest streak in the Appalachian League.

## 2013

- Threw out 44.1% (15 CS/34 SB ATT) of attempted base stealers.
- Tied for the Gulf Coast League lead among catchers in double plays.

## 2012

- Ranked 5th among Dominican Summer League catchers in caught stealing percentage throwing out 45.6% (36 CS/79 SB ATT) of attempted base stealers.

## BACKGROUND/PERSONAL

- Resides in San Francisco, Venezuela.



# PAUL GOLDSCHMIDT

46

HEIGHT	WEIGHT	BATS/THROWS	BIRTH DATE	ML SERVICE
6-3	220	R/R	9/10/1987	8.059

**FULL NAME:** Paul Edward Goldschmidt**BORN:** Wilmington, Delaware**OPENING DAY AGE:** 32 (Turns 33 on September 10)

**BECAME CARDINAL:** Acquired from the Arizona Diamondbacks in exchange for C Carson Kelly, RHP Luke Weaver, INF Andy Young, and 2019 Cardinals Compensation Round B selection, December 5, 2018

**CONTRACT STATUS:** Signed through 2024**MLB DEBUT:** August 1, 2011 vs. San Francisco

FIRST BASEMAN



## COMPLETE RECORD

Year Team	AVG	G	AB	R	H	2B	3B	HR	RBI	SH	SF	HBP	BB	IBB	SO	SB	CS	GDP	SLG	OBP	E
2009 Missoula	.334	74	287	51	96	27	3	18	62	0	5	3	36	0	74	4	3	6	.638	.408	4
2010 Visalia	.314	138	525	102	165	42	3	35	108	0	9	8	57	0	161	5	1	9	.606	.384	13
2011 Mobile	.306	103	366	84	112	21	3	30	94	0	4	5	82	12	92	9	3	5	.626	.435	4
Arizona	.250	48	156	28	39	9	1	8	26	0	1	0	20	0	53	4	0	4	.474	.333	0
2012 Arizona	.286	145	514	82	147	43	1	20	82	0	*9	4	60	4	130	18	3	9	.490	.359	7
2013 Arizona	.302	160	602	103	182	36	3	*36	*125	0	5	3	99	*19	145	15	7	25	*.551	.401	5
2014 Arizona	.300	109	406	75	122	39	1	19	69	0	3	2	64	10	110	9	3	10	.542	.396	7
2015 Arizona	.321	159	567	103	182	38	2	33	110	0	7	2	118	*29	151	21	5	16	.570	.435	5
2016 Arizona	.297	158	579	106	172	33	3	24	95	0	8	7	*110	15	150	32	5	14	.489	.411	4
2017 Arizona	.297	155	558	117	166	34	3	36	120	0	4	8	94	15	147	18	5	14	.563	.404	4
2018 Arizona	.290	158	593	95	172	35	5	33	83	0	0	6	90	11	173	7	4	7	.533	.389	6
2019 ST. LOUIS	.260	161	597	97	155	25	1	34	97	0	3	2	78	2	166	3	1	11	.476	.346	5
MINOR TOTALS	.317	315	1178	237	373	90	9	83	264	0	18	16	175	12	327	18	7	20	.620	.407	38
MAJOR TOTALS	.292	1253	4572	806	1337	292	20	243	807	0	40	34	733	105	1225	127	33	110	.524	.391	43

^ Led Majors

\*Led League

**Note:** Major League Uniform Numbers Worn: 44 (2011-18), 46 (2019-present)

## WILD CARD RECORD

Year Team	AVG	G	AB	R	H	2B	3B	HR	RBI	SH	SF	HBP	BB	IBB	SO	SB	CS	GDP	SLG	OBP	E
2017 ARI vs. COL	.400	1	5	1	2	0	0	1	3	0	0	0	0	0	1	0	0	0	1.000	.400	0

## DIVISION SERIES RECORD

Year Team	AVG	G	AB	R	H	2B	3B	HR	RBI	SH	SF	HBP	BB	IBB	SO	SB	CS	GDP	SLG	OBP	E
2011 ARI vs. MIL	.438	4	16	4	7	0	0	2	6	0	0	1	2	0	5	1	0	0	.813	.526	0
2017 ARI vs. LAD	.091	3	11	1	1	0	0	1	2	0	0	0	1	0	3	0	0	1	.364	.167	0
2019 STL vs. ATL	.429	5	21	5	9	4	0	2	2	0	0	0	2	1	2	0	0	0	.905	.478	0
D.S. TOTALS	.354	12	48	10	17	4	0	5	10	0	0	1	5	1	10	1	0	1	.750	.426	0





LEAGUE CHAMPIONSHIP SERIES RECORD

Year Team	AVG	G	AB	R	H	2B	3B	HR	RBI	SH	SF	HBP	BB	IBB	SO	SB	CS	GDP	SLG	OBP	E
2019 STL vs. WSH	.063	4	16	0	1	0	0	0	0	0	0	0	0	0	9	0	0	0	.063	.063	0

WORLD BASEBALL CLASSIC RECORD

Year Team	AVG	G	AB	R	H	2B	3B	HR	RBI	SH	SF	HBP	BB	IBB	SO	SB	CS	GDP	SLG	OBP	E
2017 United States	.077	5	13	2	1	0	0	0	0	0	0	0	3	0	3	0	0	0	.077	.327	0

ALL-STAR RECORD

Year Team	AVG	G	AB	R	H	2B	3B	HR	RBI	SH	SF	HBP	BB	IBB	SO	SB	CS	GDP	SLG	OBP	E
2013 National	.500	1	2	0	1	1	0	0	0	0	0	0	0	0	0	0	0	0	1.000	.500	0
2014 National	.000	1	3	0	0	0	0	0	0	0	0	0	0	0	1	0	0	0	.000	.000	0
2015 National	.333	1	3	1	1	0	0	0	0	0	0	0	0	0	1	0	0	0	.333	.333	0
2016 National	.000	1	3	0	0	0	0	0	0	0	0	0	0	0	0	0	0	0	.000	.000	0
2017 National	.000	1	2	0	0	0	0	0	0	0	0	0	0	0	0	0	0	0	.000	.000	0
2018 National	.000	1	1	0	0	0	0	0	0	0	0	0	1	0	1	0	0	0	.000	.500	0
ALL-STAR TOTALS	.143	6	14	1	2	1	0	0	0	0	0	0	1	0	3	0	0	0	.214	.200	0

REGULAR SEASON FIELDING RECORD

Position	PCT	G	PO	A	E	TC	DP
First Base	.996	1,229	10,602	829	43	11,474	977

**Note:** Rawlings Gold Glove winner in 2013, 2015 and 2017.  
Wilson Defensive Player of the Year winner 2015.

**2013:** Led National League first basemen in total chances (1,598) and putouts (1494).  
**2015:** Led National League first basemen in total chances (1,506), putouts (1,378) and double plays (129).  
**2016:** Led National League first basemen in total chances (1,498), putouts (1,378).  
**2018:** Led National League first basemen in total chances (1,439), putouts (1,323) and double plays (131).  
**2019:** Rawlings NL Gold Glove award finalist. Led Major League first basemen in games (159), total chances (1,372), and double plays (145). Shared National League lead among first basemen in fielding percentage (.996).

2019 SEASON HIGHS

**Most Hits:** 4, twice. Last: 8/11 vs. Pittsburgh  
**Most Runs:** 3, four times. Last: 9/23 at Arizona  
**Most 2Bs:** 2, twice. Last: 9/19 at Chicago Cubs  
**Most 3Bs:** 1, 9/4 vs. San Francisco  
**Most HRs:** 3, 3/29 at Milwaukee  
**Most RBIs:** 7, 9/13 vs. Milwaukee  
**Most BBs:** 2, 16 times. Last: 9/20 at Chicago Cubs  
**Most HBP:** 1, twice. Last: 6/11 at Miami  
**Most SBs:** 1, three times. Last: 9/29 vs. Chicago Cubs  
**Longest Hitting Streak:** 13 games, 4/13-4/27

CAREER HIGHS

**Most Hits:** 4, 16 times. Last: 8/11/19 vs. Pittsburgh  
**Most Runs:** 5, 5/17/14 vs. Los Angeles Dodgers  
**Most 2Bs:** 3, three times. Last: 6/6/18 at San Francisco  
**Most 3Bs:** 1, 20 times. Last: 9/4/19 vs. San Francisco  
**Most HRs:** 3, twice. Last: 3/29/19 at Milwaukee  
**Most RBIs:** 7, 9/13/19 vs. Milwaukee  
**Most BBs:** 4, six times. Last: 7/18/17 at Cincinnati  
**Most HBP:** 1, 34 times. Last: 6/11/19 at Miami  
**Most SBs:** 3, 10/1/16 vs. San Diego  
**Longest Hitting Streak:** 26 games, 9/10/13-4/4/14  
**Multi HR Games:** 17. Last: 9/13/19 vs. Milwaukee  
**Pinch HR:** 1, 8/11/11 vs. Houston (Melancon)  
**Grand Slams:** 6. Last: 9/13/19 vs. Milwaukee (Houser)  
**Game Ending HR:** 5. Last: 6/19/19 vs. Miami (Conley)  
**Extra Inning HR:** 5. Last: 9/24/19 at Arizona (Clarke)

CAREER TRANSACTIONS

- Selected by Los Angeles Dodgers in the 49th round (1,453th overall) of the June, 2006 First-Year Player Draft, but did not sign.
- Selected by Arizona Diamondbacks in the 8th round (246th overall) of the June, 2009 First-Year Player Draft.
- On Arizona disabled list (left hand fracture), August 2 - September 28, 2014.
- Acquired by the St. Louis Cardinals from the Arizona Diamondbacks in exchange for C Carson Kelly, RHP Luke Weaver, INF Andy Young, and 2019 Cardinals Compensation Round B selection, December 5, 2018.
- Signed five-year (2020-2024) contract extension, March 23, 2019.

## AWARDS & HONORS

### World Baseball Classic Championship

2017: United States of America

### National League All-Star

2018: Arizona (starter at DH)

2017: Arizona

2016: Arizona

2015: Arizona (starter at 1B)

2014: Arizona (starter at 1B)

2013: Arizona

### Louisville Silver Slugger Award - First Base

2018: Arizona

2017: Arizona

2015: Arizona

2013: Arizona

### Wilson Defensive Player of the Year - First Base

2015: Arizona

### Rawlings National League Gold Glove Award - First Base

2017: Arizona

2015: Arizona

2013: Arizona

### Fielding Bible Award - First Base

2017: Arizona

2015: Arizona

2013: Arizona

### Hank Aaron Award

2013: Arizona

### National League Player of the Month

2019: St. Louis - July

2018: Arizona - June

### National League Player of the Week

2019: St. Louis - July 22-28

2018: Arizona - June 4-10

2015: Arizona - April 27-May 3

### Darryl Kile Award

2019: St. Louis

### MLBPA Heart and Hustle Award Nominee

2018: Arizona

2017: Arizona

2016: Arizona

2015: Arizona

2014: Arizona

## CAREER NOTES

- Joined the St. Louis Cardinals organization in 2019 after spending his first 10 professional seasons with the Arizona Diamondbacks (2009-18).
- Signed a five-year contract extension through 2024 on March 23, 2019.
- Among Arizona Diamondbacks all-time leaders, ranks first in walks (655), OPS (.930), on-base percentage (.398), slugging percentage (.532) and second in stolen bases (124), home runs (209), doubles (267), extra-base hits (495), runs (709), RBI (710), hits (1,182), batting average (.297) and games played (1,092).

## Awards

- Finished among National League MVP voting leaders in 2013 (2nd), 2015 (2nd), 2016 (11th), 2017 (3rd), and 2018 (6th).
- Since 2013, only he (2013, '15, '17) and Mike Trout (2011-16, '18-19) have finished among the top three of their league MVP voting three or more times.
- Six-time National League All-Star (2013-18), a Diamondbacks franchise record, and the first Diamondback in team history to be elected and start multiple All-Star Games (2014-15).
- Is one of eight first baseman to earn both All-Star and Gold Glove honors in the same season on three or more occasions, joining Steve Garvey, Todd Helton, Keith Hernandez, Don Mattingly, Eddie Murray, Bill White and Adrián González (MLB.com).
- In 2015, joined Eddie Murray as the only two first basemen in Major League history with two Gold Gloves and a home run title through his age-27 season.
- 2013 National League Hank Aaron Award winner.
- In 2013, became the third NL player to boast a .300 average, 35 home runs, 100 RBI, 100 runs scored and 99 walks during their 25-year-old season or younger, joining Hall of Famers Mel Ott (1929 and 1932) and Eddie Mathews (1953).
- 2019 Darryl Kile Award recipient, voted on by his teammates.
- Five-time Diamondbacks nominee for MLB's Roberto Clemente (2014-18), Hank Aaron (2013-15, '17-18), and MLBPA Heart and Hustle awards (2014-18).
- Member of the 2017 Team USA World Baseball Classic Gold Medal winning team with pitcher Andrew Miller.
- Three-time (2015, '17-18) recipient of the Luis Gonzalez Award, given annually to Diamondback who best exemplifies the talents, spirit and heart of the Diamondbacks legend both on and off the field, as voted by his teammates, coaches and clubhouse staff.

## Career

- Among players in Major League history with at least 750 career plate appearances against left-handed pitching, his career 1.016 OPS ranks 6th all-time. Active leader Giancarlo Stanton (1.027) ranks 3rd.
- He and Mike Trout are the only MLB players to score 75 or more runs in eight straight seasons since 2012.

- Since 2013, leads all Major Leaguers in intentional walks (101) and go-ahead RBI (190), while ranking 2nd in runs scored (696) and times on base (1,834); 3rd in on-base pct. (.397), OPS (.928), extra-base hits (473), and total bases (2,072); 4th in walks (653) and RBI (699); 5th in game-winning RBI (87); 6th in hits (1,151); 7th in doubles (240) and home runs (215), and 8th in slugging pct. (.531)

#### Home Runs

- Enters the 2020 season seven home runs shy of reaching 250 for his career.
- Since 2013, is one of six Major Leaguers to reach the 30-homer threshold at least five times, joining Edwin Encarnacion (7), Nelson Cruz (6), Manny Machado (5), Nolan Arenado (5), and Mike Trout (5).
- Has hit 60 of 243 career home runs (24.7%) in the first inning of games, most of any inning. Since his MLB debut in 2011, only Mike Trout (77) and Albert Pujols (64) have more.
- Has hit 39 career home runs on the first pitch of his at-bats, his most of any count.
- Since making his Major League debut in 2011, has hit 243 home runs and stole 127 bases. The only other Major League player to have as many home runs and stolen bases is Mike Trout (285 HR, 200 SB).
- Hit career high-tying three home runs at Milwaukee in the second game of the regular season (March 29, 2019). Marked the 21st three-homer game by a Cardinal (12th player), and only the 2nd time a Cardinals 2nd place hitter enjoyed a three-homer game (also Bill White on 7/5/61 at Dodgers in the Los Angeles Coliseum).
- The three-homer game was the first by a Cardinal in the month of March and only the 6th in MLB history to occur through the first two games of any season (*since 1920*).
- Homered in career-high six straight games from July 22-27, 2019, matching the Cardinals record shared by Matt Carpenter & Mark McGwire.
- Is the only right-handed batter to homer into the Allegheny River at PNC Park (2001-present). His 10th-inning, go-ahead grand slam on July 22, 2019 marked the 34th different player (52nd instance) a ball reached the river.

#### Stolen Bases

- Is one of only three first basemen in MLB history with 125+ home runs and 125+ stolen bases in their career, joining Jeff Bagwell (446 HR, 201 SB) and Andres Galarraga (387 HR, 127 SB) (*stats as first basemen only*).
- His 79.4% stolen base pct. (127-for-160) is the highest mark all-time among primary first baseman in MLB history
- Since 1974, his 127 career stolen bases tie Andres Galarraga for 3rd all-time among first basemen, trailing only Jeff Bagwell (201) and Rod Carew (175) (*stats as first basemen only*).
- His 127 career stolen bases lead all primary MLB first basemen since his MLB debut in 2011 (Eric Hosmer is 2nd with 67).
- Stole career high 32 bags in 2016, 4th-most by a first baseman (since 1976), and most since Gregg Jefferies stole 46 for St. Louis in 1993.

#### AWARDS & HONORS (*continued*)

##### Roberto Clemente Award Nominee

2018: Arizona  
2017: Arizona  
2016: Arizona  
2015: Arizona  
2014: Arizona

##### MLB All-Star Futures Game Selection

2011: United States

##### Baseball America Minor League All-Star

2011: Mobile (AA)

##### USA Today Minor League Player of the Year

2011: Mobile (AA)

##### Topps/Minor League Baseball Double-A All-Star

2011: Mobile (AA) - 1B

##### Minor League Baseball Double-A Best Hitter of the Year

2011: Mobile (AA)

##### Baseball America Double-A All-Star

2011: Mobile (AA)

##### Southern League Mid-Season All-Star

2011: Mobile (AA)

##### Southern League Post-Season All-Star

2011: Mobile (AA) - 1B

##### Southern League Most Valuable Player

2011: Mobile (AA)

##### Southern League Player of the Week

2011: Mobile (AA) - April 11-17

##### Topps Class A All-Star

2010: Visalia (High-A)

##### California League Most Valuable Player

2010: Visalia (High-A)

##### California League Rookie of the Year

2010: Visalia (High-A)

##### California League Post-Season All-Star

2010: Visalia (High-A) - 1B

##### Minor League Baseball Round Tripper Award, Class A

2010: Visalia (High-A)

**AWARDS & HONORS (continued)****Diamondbacks Player of the Month**

2010: Visalia (High-A) - May

**California League Player of the Week**

2010: Visalia (High-A) - May 10-16

2010: Visalia (High-A) - July 5-11

**Diamondbacks Minor League Player of the Year**

2010: Visalia (High-A)

**Pioneer League Player of the Week**

2009: Missoula (AA) - August 3-9

**National High School Baseball Championship**

2006: The Woodlands (Tex.) High School

**Texas High School Baseball Championship**

2006: The Woodlands (Tex.) High School

**CAREER MILESTONES****Major League Debut**

August 1, 2011 at San Francisco

**First Major League Hit**August 1, 2011 at San Francisco  
(2nd inning, single, off Matt Cain)**First Major League Home Run**August 1, 2011 at San Francisco  
(5th inning, 2-run, off Tim Lincecum)**First Major League Stolen Base**

August 3, 2011 at San Francisco

**100th Major League Home Run**June 10, 2015 at Los Angeles (NL)  
(5th inning, 2-run, off Brett Anderson)**100th Major League Stolen Base**

April 5, 2017 vs. San Francisco

**200th Major League Home Run**August 3, 2018 vs. San Francisco  
(1st inning, solo, off Chris Stratton)**1,000th Major League Game**

June 13, 2018 vs. Pittsburgh

**1,000th Major League Hit**September 13, 2018 vs. Colorado  
(3rd inning, double, off German Marquez)**National League Central Division**

- His career .965 OPS in 302 games against the NL Central Division trails Albert Pujols (1.032) and Nolan Arenado (.984) among active Major Leaguers, and ranks 14th all-time in Major League history (*min. 500 plate appearances*).
- Slashing .309/.404/.571 in 155 career games at NL Central ballparks, including .306/.397/.504 in 22 games at Wrigley Field and .386/.469/.780 in 33 games at Miller Park.
- Among Major Leaguers with 150 or more career plate appearances against the Chicago Cubs, (since 1913), ranks 4th all-time in OPS (1.050), 6th in slugging pct (.624) and 13th in on-base pct. (.471).
- Among Major Leaguers with at least 150 career plate appearances against Milwaukee, ranks 4th all-time in on-base pct. (.447), and 7th in OPS (1.097) and slugging pct. (.650).
- Among Major Leaguers with at least 120 career PA's at Miller Park, ranks 1st all-time in batting average (.386), on-base pct. (.469), slugging pct. (.780) and OPS (1.249).
- Recorded league-leading 58 RBI vs. NL Central opponents in 2019, most by a Cardinal since Albert Pujols (72 in 2010). Also led MLB in RBI against Pittsburgh (23) and Milwaukee (20).
- His 23 RBI against Pittsburgh in 2019 tied Enos Slaughter (1953) for 3rd-most by a Cardinal off Pirates pitching in a single-season.

**Defensive Accolades**

- Three-time winner of the National League *Rawlings* Gold Glove and Field Bible Awards at first base (2013, '15, '17).
- 2015 *Wilson* Defensive Player of the Year recipient at First Base, awarded annually to the best defensive player at each fielding position in Major League Baseball.
- Ranks 5th all-time in fielding percentage among first basemen (.996) (*min. 650 games*) and is tied with Justin Smoak and Mitch Moreland for the active lead.

**Postseason Career**

- Has homered in five of his 12 career Division Series games, holding a 9.60 HR/AB ratio for T5th-highest in MLB Division Series history. His .750 career slugging pct. ranks 3rd-highest all-time in MLB Division Series play (*min. 50 plate appearances*).
- Became the 11th player in MLB postseason history to hit six or more home runs in his first 12 career postseason games.
- Recorded nine hits vs. Atlanta in the 2019 Division Series (9-21, .429/.478/.905), tying a Cardinals record for most hits in a Division Series shared by Fernando Vina (2002 vs. Arizona) and teammate Marcell Ozuna (2019).
- Joined Larry Walker (2004) and Albert Pujols (2011) as the only Cardinals with two doubles and a home run in a postseason game, going 3-for-4 with a homer and two doubles in Game 4 of the 2019 Division Series.

## 2019

**NL Ranks:** Games (161, T2nd), pitches/plate appearance (4.23, 6th), Game-Winning RBI (15, T4th).

- Led the Cardinals in HR (34), RBI (97), hits (155), walks (78), slugging percentage (.476), game-winning RBI and multi-hit games (46) and co-led in runs scored (97).
- Voted National League Player of Month for July; co-led the National League in July RBI (27) and runs scored (20). Was his first monthly award since June 2018.
- Played in 161 games, T2nd in the National League and most by a Cardinal since Albert Pujols (161 in 2001 and 2005). Sat out one game, the 4th game of back-to-back doubleheaders vs. Cincinnati (8/31-9/1).
- Hit 30 or more home runs for the 5th career season and 3rd straight.
- Recorded 58 RBI vs. NL Central opponents, most in MLB and most by a Cardinal since Albert Pujols (72 in 2010).
- Hit 20 home runs vs. NL Central teams, 3rd-most in MLB behind Cincinnati's Eugenio Suárez (25) and Milwaukee's Christian Yelich (21).
- Hit 17 homers on two-strike counts, 3rd-most in the NL behind Mets' Pete Alonso (19) and Cincinnati's Eugenio Suárez (19).
- 17-of-34 home runs tied or gave St. Louis the lead (T7th in NL).
- His start to the season (9 home runs in the first 23 team games) was his career best & T4th-best in Cardinals history behind Albert Pujols (12 HR in 2006) & Stan Musial (10 in 1954).
- Eight home runs were hit vs. Milwaukee, 2nd-most in MLB (Suárez, 9). His 8 homers tied his most vs. any single-season opponent (Dodgers, 2015) and most by a Cardinal vs. Milwaukee since Albert Pujols (8 in 2010).
- Hit three home runs at Milwaukee (3/29), tying his career high (8/3/17 at Cubs). Marked the 21st three-homer game by a Cardinal (12th player), and only the 2nd time a Cardinals 2nd place hitter enjoyed a three-homer game (also Bill White on 7/5/61 at Dodgers in the Los Angeles Coliseum).
- The three-homer game was the first by a Cardinal in the month of March and only the 6th in MLB history to occur through the first two games of a season.
- Homered in career-high six straight games from July 22-27, matching the club record held by Matt Carpenter & Mark McGwire. Also established the team season-best streak of runs & RBI in six straight games (13 total RBI).
- Hit his first grand slam of the season at Pittsburgh (7/22), a 10th-inning, go-ahead blast into the Allegheny River. The home run marked the 34th different player (52nd instance) a ball reached the river, and first ever by a right-handed hitter.
- Recorded career-highs of 18 home runs & 60 RBI after the All-Star break.
- His 60 RBI ranked 2nd in the National League (Anthony Rendon, 64) and were the most by a Cardinal since Albert Pujols (66 in 2008).
- Hit a sacrifice fly at Kansas City (8/13), recording an RBI vs. all 30 Major League teams.

## 30+ HOME RUN SEASONS SINCE 2013

MLB Ranks	Seasons	
1. Edwin Encarnacion	7	2013-19
2. Nelson Cruz	6	2014-19
3. Manny Machado	5	2015-19
Nolan Arenado	5	2015-19
Mike Trout	5	2014-15, '17-19
<b>Paul Goldschmidt</b>	<b>5</b>	<b>2013, '15, '17-19</b>

## 75+ RUNS SCORED SEASONS SINCE 2012

MLB Ranks	Seasons	
1. Mike Trout	8	2012-19
<b>Paul Goldschmidt</b>	<b>8</b>	<b>2012-19</b>
2. Edwin Encarnacion	7	2012-17, '19
Freddie Freeman	7	2012-14, '16-19
Brett Gardner	7	2013-19
Justin Upton	7	2012-18
Andrew McCutchen	7	2012-18

## ACTIVE CAREER OPS LEADERS VS. NATIONAL LEAGUE CENTRAL DIVISION

Active Rank	OPS	Seasons
1. Albert Pujols	1.032	2001-19
2. Nolan Arenado	.984	2007-19
<b>3. Paul Goldschmidt</b>	<b>.965</b>	<b>2011-19</b>

minimum 500 PA (Since 1994)

## CAREER VS. NL CENTRAL

Opponent	G	AVG	OBP	SLG	OPS
Brewers	65	.342	*.447	.650	1.097
Cubs	62	.328	.426	.624	*1.050
Pirates	63	.299	.418	.547	.965
Reds	60	.260	.337	.476	.813

\* Highest among active MLB players, minimum 150 PA

## CAREER AT NL CENTRAL BALLPARKS

Stadium	G	AVG	OBP	SLG	OPS
Busch Stadium	103	.283	.364	.486	.849
GABP	31	.274	.358	.564	.922
Miller Park	33	*.386	*.469	*.780	*1.249
PNC Park	31	.274	.387	.516	.903
Wrigley Field	32	.306	.397	.504	.901

\* Highest all-time in MLB history, minimum 100 PA

## 1ST INNING HOME RUNS SINCE 2011

MLB Rank	1st Inn HR	Total HR	Pct. of Total HR
1. Mike Trout	77	285	27.0%
2. Albert Pujols	64	248	25.8%
<b>3. Paul Goldschmidt</b>	<b>60</b>	<b>243</b>	<b>24.7%</b>



**ALL-TIME HIGHEST CAREER OPS  
vs. LEFT-HANDED PITCHING**

Rank		OPS	Seasons
1.	Frank Thomas	1.083	1990-2008
2.	Manny Ramirez	1.060	1993-2011
3.	Giancarlo Stanton	1.027	2010-18
4.	Jeff Bagwell	1.023	1991-2005
5.	Mark McGwire	1.018	1986-2001
6.	Paul Goldschmidt	1.016	2011-18

*minimum 750 plate appearances (since 1974)*
**FIRST BASEMEN IN MLB HISTORY  
WITH CAREER 125+ HR AND 125+ SB**

Player	HR	SB	Seasons
Jeff Bagwell	446	201	1991-2005
Andres Galarraga	387	127	1985-2004
Paul Goldschmidt	239	127	2011-18

*Stats as a first baseman only (since 1974)*
**HIGHEST CAREER SB% BY A PRIMARY  
FIRST BASEMEN IN MLB HISTORY**

All-Time Rank	SB-ATT	Pct.	Seasons
1.	Paul Goldschmidt	127-160	79.4 2011-19
2.	Gregg Jefferies	196-259	75.7 1987-2000
3.	Darin Erstad	179-237	75.5 1996-2009
4.	Albert Pujols	114-155	73.5 2001-19
5.	Julio Franco	281-388	72.4 1982-2007

*Minimum 120 SB attempts*
**MOST CAREER STOLEN BASES BY  
FIRST BASEMEN IN MLB HISTORY**

MLB Rank	Stolen Bases	Seasons
1.	Jeff Bagwell	201 1991-2005
2.	Rod Carew	175 1975-85
3.	Andres Galarraga	127 1985-2004
	Paul Goldschmidt	127 2011-19

*Stats as a first baseman only (since 1974)*
**MOST HITS BY A CARDINAL  
IN A DIVISION SERIES**

Rank	H-AB	AVG	NLDS
Fernando Vina	9-15	.600	2002 vs. Dbacks
Paul Goldschmidt	9-21	.429	2019 vs. Braves
Marcell Ozuna	9-21	.429	2019 vs. Braves

**ALL-TIME HIGHEST CAREER SLUGGING  
IN A DIVISION SERIES IN MLB HISTORY**

MLB Rank	Slugging	Team(s)
1.	Edgar Martinez	.781 Mariners
2.	Alex Bregman	.773 Astros
3.	Paul Goldschmidt	.750 Dbacks, Cardinals

*Minimum 50 plate appearances*

- Walked in seven straight games (9/2-9/8) his season-high and most since eight in a row in 2015.
- Tripled & doubled with four RBI (9/4) vs. San Francisco (9/4), marking his 9th career game with a double & triple.
- Crushed the Pirates in 2019, batting .366 (26-71) with 7 HR, 23 RBI, 18 runs scored and 17 walks over 19 games.
- Homered in five straight games vs. Pirates (7/17-7/25); one shy of MLB record of six shared by Rogers Hornsby (5/29-6/24/25) and Eddie Matthews (8/3-8/29/56).
- Homered nine times prior to May 1, ranking 4th all-time by a Cardinal in March-April behind Albert Pujols (14 in 2006), Mark McGwire (11 in 1998) and Marcell Ozuna (10 in 2019).
- Hit 15 home runs & 42 RBI in July/August (52 games) after 14 HR/31 RBI from Mar.-June (81 games).
- Smacked 11 home runs in the month of July, tying his career-high for any month (August 2017).
- Recorded a season-high 13-game hit streak (20-52, .385/.458/.615) from 4/13-4/27, his longest since 14 with Arizona in August 2018.
- Recorded his 700th career walk and 750th career RBI vs. Pittsburgh (7/16), while matching season-high three runs.
- Collected his 1,300th career hit on a two-run homer at Cincinnati (8/18).
- Ranked among NL September leaders in RBI (24, 2nd), walks (22, 4th), doubles (9, 4th), and extra-base hits (15, 6th).
- Tallied career-high seven RBI vs. Milwaukee (9/13), going 2-for-4 with a grand slam (6th career) and three-run HR.
- Collected his 800th career RBI at Chicago Cubs (9/21).
- Hit his 100th career home run at Chase Field (9/23) while scoring a season-high three runs in his first game back in Arizona as a member of the Cardinals.
- Was a finalist for a Rawlings Gold Glove and recognized as the NL's No. 2 "Best Defensive First Baseman" in *Baseball America's* Best Tools Survey following the season.
- Led Major League first basemen defensively in games (159), total chances (1,372), and career-high double plays (145), while sharing the National League lead among first basemen in fielding percentage (.996).
- Recorded 19 putouts at first base vs. Atlanta (5/25), one shy of Cardinals nine-inning record shared by Johnny Mize (8/5/1939 vs. Philadelphia) and Albert Pujols (6/23/09 at New York Mets).

**2019 POSTSEASON:** Became the 11th player in MLB postseason history to hit at least six home runs in his first 12 postseason games...has homered in five of his 12 career Division Series games, holding a 9.60 HR/AB ratio for T5th-highest in MLB Division Series history; his .750 career slugging pct. ranks 3rd-highest all-time in MLB Division Series play (*min. 50 plate appearances*)...hit safely in all five games of the Division Series vs. Atlanta (.429/.478/.905, 9-21) with six extra-base hits (2 HR and 4 2B)...his nine hits tied Cardinals record for most in a Division Series shared by Fernando Vina (2002 vs. Arizona) and teammate Marcell Ozuna (2019)...smashed a 446-foot solo homer in the 8th inning off Luke Jackson in come-from-behind 7-6 win in Game 1 in Atlanta...joined Albert Pujols (2011) and Larry Walker (2004) as Cardinals with two doubles and a home run in a postseason game, going 3-for-4 with a homer and two doubles in Game 4; also marked his first three-hit postseason game and first with two doubles.

**MLB TOTALS SINCE BEGINNING OF 2013**

Rank	Team(s)	Intentional Walks
1. Paul Goldschmidt	Dbacks, Cardinals	101
2. Mike Trout	Angels	96

Rank	Team(s)	Walks
1. Joey Votto	Reds	751
2. Mike Trout	Angels	727
3. Carlos Santana	Indians/Phillies	719
4. Paul Goldschmidt	Dbacks, Cardinals	653

Rank	Team(s)	Runs
1. Mike Trout	Angels	754
2. Paul Goldschmidt	Dbacks, Cardinals	696

Rank	Team(s)	RBI
1. Edwin Encarnacion	TOR, CLE, SEA, NYY	740
2. Nolan Arenado	Rockies	734
3. Nelson Cruz	TEX, BAL, SEA, MIN	706
4. Paul Goldschmidt	Dbacks, Cardinals	699

Rank	Team(s)	Go-Ahead RBI
1. Paul Goldschmidt	Dbacks, Cardinals	190
2. Anthony Rizzo	Cubs	179
3. Nolan Arenado	Rockies	176

Rank	Team(s)	OBP
1. Mike Trout	Angels	.426
2. Joey Votto	Reds	.425
3. Paul Goldschmidt	Dbacks, Cardinals	.397

Rank	Team(s)	Hits
1. José Altuve	Astros	1340
2. Charlie Blackmon	Rockies	1187
3. Eric Hosmer	Royals, Padres	1174
4. Nolan Arenado	Rockies	1160
5. Nick Markakis	Orioles, Braves	1157
6. Paul Goldschmidt	Dbacks, Cardinals	1151

Rank	Team(s)	OPS
1. Mike Trout	Angels	1.016
2. Paul Goldschmidt	Dbacks, Cardinals	.928

Rank	Team(s)	XBH
1. Nolan Arenado	Rockies	507
2. Mike Trout	Angels	506
3. Paul Goldschmidt	Dbacks, Cardinals	473

Rank	Team(s)	Total Bases
1. Mike Trout	Angels	2159
2. Nolan Arenado	Rockies	2148
3. Paul Goldschmidt	Dbacks, Cardinals	2072

Rank	Team(s)	Times On Base
1. Mike Trout	Angels	1915
2. Paul Goldschmidt	Dbacks, Cardinals	1834
3. Joey Votto	Reds	1833

Rank	Team(s)	Doubles
1. Matt Carpenter	Cardinals	261
2. José Altuve	Astros	255
7. Paul Goldschmidt	Dbacks, Cardinals	240

**2018**

- Hit .290/.389/.533 (172-593) with 33 home runs, 35 doubles, a career-high five triples, 83 RBI and .922 OPS in 158 games in his eighth season with the Diamondbacks.
- Won his second consecutive Silver Slugger award at first base and finished sixth in the National League MVP award voting.
- Made franchise record sixth All-Star appearance (2013-18), surpassing the five by Luis Gonzalez and Randy Johnson... he became the only NL player to make each of the previous six All-Star teams, and one of only three players in the Majors to do so (Mike Trout and Salvador Perez).
- Was the Diamondbacks' nominee for MLB's Roberto Clemente Award, Hank Aaron Award, and the MLBPA Heart and Hustle Award.
- Recognized as the First Baseman on the Arizona Diamondbacks 20th Anniversary Team.
- Rated as the NL's "Best Defensive First Baseman" and "Best Hitter" (No. 3) in *Baseball America's* Best Tools Survey following the season.
- Extended his franchise record by recording his fourth season with 30 or more homers.
- Notched his fourth season with at least 30 home runs and a .900 OPS, becoming one of seven active players: Albert Pujols (11), Miguel Cabrera (8), Mike Trout (5), Ryan Braun (5), Edwin Encarnación (4) and José Bautista (4).
- Ranked among NL leaders in OPS (3rd), times on base (3rd, .268), game-winning RBI (T-5th, 13), on-base pct. (6th), extra-base hits (6th, 73), walks (6th, 90), slugging pct. (7th), runs scored (9th, 95) and go-ahead RBI (T-10th, 23).
- While batting No. 2 in the Arizona lineup in a career-high 47 games, hit .349 (67-192) with 17 home runs, 40 RBI and a 1.104 OPS.
- Thirteen of his 33 home runs came in the first inning, marking his single-season career-best and tying Nolan Arenado and Jose Ramírez for the Major League lead.
- In his final 110 games to end the season (after 5/22), hit .328 (138-421)/1.023 OPS with 27 doubles, 28 home runs, 70 RBI and 62 walks (was hitting .198 on 5/22). Finished 8th in the Majors in OPS (.922) after ranking 128th (.625) on 5/22.
- Was the first player in the liveball era (since 1920) to increase their average to .300 or higher in a season in which it was under .200 at some point after 200 plate appearances (*Elias*).
- Led the NL with a career-high .339 road average (104-307), ranking T2nd with a career-high 21 homers (Javier Báez) and T4th with 51 RBI (Matt Carpenter & Yadier Molina).
- Totaled three multi-homer games in 2018 and reached 15 for his career, 3rd-most in team history behind Luis Gonzalez (21) and Steve Finley (16). Recorded back-to-back multi-homer games for the first time (6/8-6/9) at Colorado.
- Tied for 9th in the NL with 3+ hit games (14) and T8th for 4+ hit games (3).
- Led NL first basemen with a 131 double plays, 1,323 putouts and 1,439 total chances.
- Made his seventh Opening Day start at first base, extending his club record. His seven Opening Day starts are 2nd-most in club history behind Luis Gonzalez (8).

- Named NL Player of the Month for June, his first monthly award. Ranked among NL June leaders in average (1st, .364), home runs (T-1st, 10), OPS (2nd, 1.199), RBI (T-2nd, 23), on-base pct (3rd, .460) and slugging pct. (3rd, .738).
- Named NL Player of the Week for June 4-10 period, hitting .640 AVG/.690 OBP/1.440 SLG with four home runs, one triple, six doubles, 11 RBI and a 2.130 OPS.
- Tied his career high with three doubles (3rd time) and four hits (12th time) at San Francisco (6/6).
- Established a Diamondbacks record with four consecutive games (6/5-6/9) of three or more hits, and club-record-tying back-to-back two-homer games from (6/8-6/9).
- Produced a streak in four straight games (6/6-6/10) with two or more extra-base hits and two or more RBI, tying a Major League record (since 1920) shared by Frank Howard (5/12-5/16/68), Frank Robinson (9/19-9/22/66), Vic Wertz (7/28-8/1/50) and Chet Laabs (7/15-7/17/42) (ESPN).
- Joined Lou Gehrig (6/16-6/19/36) as the only two players (since 1913) to accumulate 11+ extra-base hits & 15+ hits over 5-game span (6/5-6/10): 11 extra-base hits and 15 hits.
- Tied a career high (third time) with five consecutive multi-hit games (6/5-6/10).
- Reached base safely in a club-record 48 straight road games (.397; 73-184) from 5/27-9/12. Also reached base safely in a season-high 27 games in a row from 7/23-8/22.
- Clubbed 200th career HR (8/3) off San Francisco's Chris Stratton, almost seven years after his first homer (8/2/11).
- Set a club record by reaching base safely in 10 consecutive plate appearances (8/17-8/19), all at San Diego.
- Hit his seventh home run (third career) in franchise history to tie the game with the team down to their final strike (2 strikes + 2 outs) on 9/6 vs. Atlanta.
- Set the Chase Field home run record (96) on 8/22 vs. Angels (Odrisamer Despaigne), surpassing Luis Gonzalez.
- T2nd among all first basemen with 10 defensive runs saved (Carlos Santana & Mitch Moreland), behind Joey Votto's 11.
- Rated by *Baseball America* as the NL's "Best Defensive First Baseman", "Best Hitter" (No. 2), "Best Baserunner (No. 3)" and having the "Best Strike-Zone Judgment" (No. 2) in their Best Tools Survey following the season.
- Nominated for the Dbacks Heart and Hustle and Roberto Clemente awards for the fourth consecutive season.
- Became the first player in team history to reach the 30 HR/100 RBI plateau 3 times (also: 2013, '15)...one of six active players to do so three or more times since 2013, joining Edwin Encarnacion (4), Nelson Cruz (3), Anthony Rizzo (3), Nolan Arenado (3) and Jose Abreu (3).
- Was one of 10 NL players to reach the 30 HR/100 RBI mark along with Giancarlo Stanton, Nolan Arenado, Charlie Blackmon, Marcell Ozuna, Votto, Ryan Zimmerman, Rizzo, Travis Shaw and teammate Jake Lamb.
- He and Lamb became the second set of Diamondback teammates to reach the 30 HR/100 RBI, joining Jay Bell (38 HR, 112 RBI), Steve Finley (34 HR, 103 RBI) and Matt Williams (35 HR, 142 RBI) in 1999.
- He and Lamb were also the fifth set of NL teammates all-time to each have 30+ home runs, 100+ RBI and 85+ walks in a single season, joining Bobby Abreu and Jim Thome (2004 Phillies), Jeff Bagwell and Lance Berkman (2001 Astros), Barry Bonds and Jeff Kent (2000 Giants) and Ray Lankford and Mark McGwire (1998 Cardinals).
- Became the first Diamondbacks right-handed hitter with five seasons of 20+ home runs, tied with Steve Finley for second place overall in club history, behind Luis Gonzalez (6).
- Became the first player in Diamondbacks history with four seasons of 100+ runs scored (2013, '15-17).
- Made his sixth Opening Day start at first base, extending his club record and tying for second most in club history (Randy Johnson, Steve Finley and Chris Young).
- Notched 100th career stolen base on 4/5 vs. San Francisco, becoming 1 of 5 Major Leaguers (since 1974) to have 100 home runs and 100 stolen bases as a first baseman (Jeff Bagwell, Andres Galarraga, Dan Dreissen and Derrek Lee).
- Moved into sole possession of second place on the club's all-time hit list on 4/6 vs. San Francisco, surpassing Steve Finley (847).
- Drew three walks in back-to-back games from 4/17-4/18, the fourth time in team history that feat had been accomplished (last: Goldschmidt, 4/24-4/25/16).
- Recorded four hits and three RBI on 4/25 vs. San Diego, marking the seventh such game of his career...the only Major Leaguer with more games of 4+ hits and 3+ RBI since 2012 at that point was Miguel Cabrera (11).
- Recorded a club-record five straight multi-RBI efforts from 4/21-4/26...was the third NL player since 2014 to accomplish this feat, joining Charlie Blackmon (4/21-4/25/17) and Adam Lind (8/28/9/5/15).
- Tied a club record by reaching base safely in nine consecutive plate appearances from 4/25-4/26 vs. San Diego (fourth time).

## 2017

- Finished third in National League Most Valuable Player voting (239 points), behind Giancarlo Stanton (302) and Joey Votto (300).
- Won his third Rawlings Gold Glove Award and third Louisville Slugger Silver Slugger Award.
- Recognized as the "Best Defensive First Baseman" in the National League in *Baseball America's* Best Tools Survey following the season.
- Named a NL All-Star for the fifth consecutive season (2013-17). Was the only NL position player to make previous five All-Star teams, and 1 of 6 Major Leaguers to do so (Clayton Kershaw, Miguel Cabrera, Mike Trout, Chris Sale and Salvador Perez).
- Hit .297/.404/.563 (166-558) with 34 doubles, 3 triples, a career-high-tying 36 homers and 120 RBI in 155 games, setting career highs in runs (117), extra-base hits (73).
- Ranked among NL leaders in runs (3rd), RBI (4th), walks (4th), extra-base hits (4th), on-base pct. (5th), OPS (5th, .966), go-ahead RBI (T5th, 29), total bases (6th, 314). Also ranked 7th in the Majors with a .365 average with runners in scoring-position (58-159).

- Streak of 25 straight successful stolen bases from 8/11/16-5/2/17 was the second-longest in club history (Eric Byrnes, 30) and most by a first baseman since 1974.
- On 5/16 vs. Pittsburgh, stole home for the eighth time in D-backs history...the steal made him the first player in 2017 season to reach the 10 home run/10 stolen base plateau.
- Took over sole possession of second place on the Diamondbacks all-time home run list with No. 157 on 6/20 at Colorado.
- Reached base safely in a club-record 42-straight home games from 9/30/16-6/27/17.
- Entered July leading the NL with 66 RBI, ahead of teammate Lamb (65). Marked the first time a NL team had the top two RBI producers entering July since the 1985 Cardinals' Tom Herr (61) and Jack Clark (56).
- He and Lamb were the second set of teammates in team history to have 20+ home runs before the All-Star break, joining Jay Bell (24) and Williams (23) in 1999 (*Elias*).
- Recorded his first career three-homer game on 8/3 at Chicago (NL), as well as the 10th in Diamondbacks history. Finishing a grand-slam short of the home-run cycle, set a career high with 12 total bases and matched his career high with six RBI (5/17/14 vs. Los Angeles-NL).
- His 31 August RBI were a franchise record for the month, while his 11 homers were T1st (Mark Reynolds, 2009).
- Missed five games (9/3-9/9) due to right elbow inflammation.
- Belted a home run off San Diego's Luis Perdomo on his 30th birthday (9/10).
- Collected his 1,000th hit with a 3rd-inning double off Colorado's German Marquez (9/13), joining Luis Gonzalez (1,337) as the lone Diamondbacks with 1,000 or more hits.
- Played for the Gold Medal winning Team U.S.A. at the 2017 World Baseball Classic before the season.

**2017 POSTSEASON:** Batted .188 (3-16) with two home runs and five RBI in four combined games against Colorado (Wild Card) and Los Angeles (Divisional Series)...hit go-ahead two-run homer in the first inning off Rich Hill in Game 2 loss.

## 2016

- Hit .297 (172-for-579) with 33 doubles, 24 home runs, 95 RBI and 32 stolen bases in 158 games.
- Named a NL All-Star for the fourth consecutive season, joining Randy Johnson (1999-2002) as the only D-backs to receive the honor four seasons in a row.
- Led NL in walks (110), ranked 3rd in OBP (.411), and stolen base pct. (86.5), 7th in steals and 10th in OPS (.899).
- Named the D-backs' nominee for the Roberto Clemente Award for the fourth straight season.
- Named by *Baseball America* as the NL's "Best Defensive First Baseman" and Best Hitter (No. 2 behind Daniel Murphy) in their Best Tools Survey following the season.
- Named to *Sporting News'* "Baseball 50," a list of today's best players.
- Became one of four Diamondbacks with at least four seasons of 20+ home runs, joining Luis Gonzalez (6), Steve Finley (5) and Chris Young (4).

- Was the fourth player in team history with 20+ homers and 30+ stolen bases in the same season: Jean Segura (2016), A.J. Pollock (2015) and Eric Byrnes (2007).
- Joined Jeff Bagwell (1997 and 1999) as only the second first baseman to record 20+ homers and 30+ stolen bases in a single season.
- Joined Jean Segura as the sixth set of teammates in MLB history to each have 20+ homers and 30+ stolen bases in a season: Jose Cruz and Raul Mondesi (2001 Blue Jays), Craig Biggio and Bagwell (1997 Astros), Ellis Burks and Dante Bichette (1996 Rockies), Howard Johnson and Darryl Strawberry (1987 Mets) and Barry Bonds and Andy Van Slyke (1987 Pirates).
- Was the third first baseman since the 1974 season to record 20+ homers and 20+ stolen bases in consecutive seasons, joining Jeff Bagwell (1996-97) and Ryan Klesko (2000-01).
- His 34 steals were the 4th-most by a first baseman since 1976, and the most since Gregg Jefferies stole 46 for St. Louis in 1993.
- Ended season with 18 straight successful stolen base attempts, second longest streak in club history.
- Reached base safely in 137 games, the second-highest total in the NL (Joey Votto, 138).
- After 4/30, ended season hitting .306 (151-494) with 18 homers, 31 doubles, and 79 RBI in his final 133 games.
- Led the Majors in total chances (1,498) and putouts (1,378), and ranked 2nd among NL first basemen in assists (116), 3rd in fielding pct. (.997) and T5th in defensive runs saved (4).
- Made his fifth Opening Day start at first base, extending his club record.
- Reached base safely in 50 consecutive games vs. Rockies from 7/5/13-9/3/16, the longest streak all-time by an opponent vs. Colorado...Became the 5th player in the divisional era (since 1969) to compile an on-base streak of 50+ games vs. a single opponent, joining Barry Bonds (72 games vs. Reds from 1996-2007; 54 games vs. D-backs from 2002-06), Dave Parker (56 games vs. Cubs from 1977-80) and Todd Helton (51 games vs. Padres from 2002-05).
- Recorded his 500th career RBI on 9/23 at San Diego.
- Set career high with three stolen bases 10/1 vs. San Diego.

## 2015

- Set career highs in average (.321), on-base pct. (.435), slugging pct. (.570), OPS (1.005), stolen bases (21) and walks (118). Tied his career bests in runs scored (103) and hits (182), while falling one game shy of matching his most (160 in 2013).
- Finished second in the NL Most Valuable Player voting to Washington's Bryce Harper.
- Became the first Diamondback to be elected to start multiple All-Star Games (2014 at Target Field) and one of four Diamondbacks to participate in three or more Midsummer Classics, joining Luis Gonzalez (5), Randy Johnson (5) and Brandon Webb (3). His 9,119,375 votes broke his own Diamondbacks record from 2014 (3,566,216).
- Received his second Louisville Slugger Silver Slugger award, which was gifted to then Diamondbacks hitting coach Turner Ward.

- Won his second Rawlings Gold Glove award at first base.
- Joined Eddie Murray as the only two first basemen in Major League history with two Gold Gloves and a home run title through his age-27 season (*MLB.com*).
- Selected to *The Sporting News* NL All-Star Team.
- Diamondbacks recipient of the Roberto Clemente and the MLBPA Heart and Hustle Awards.
- Established single-season team records in on-base pct., walks and intentional walks (29), and finished 2nd in slugging pct. and OPS.
- Became one of five Diamondbacks with three or more seasons with 20+ home runs (Luis Gonzalez, Steve Finley, Chris Young and Mark Reynolds).
- Became the second player in club history with multiple 100-RBI seasons (Luis Gonzalez, 1999-2003), and joined Luis Gonzalez (2001) as the only two Diamondbacks with 100 walk/100 RBI seasons. Was the first NL player to do so since Joey Votto and Prince Fielder in 2011.
- Became one of seven Diamondbacks with a 20 stolen base/20 homer season. Prior to Goldschmidt, the last first baseman to accomplish the feat was Florida's Derrek Lee in 2003 (21 SB/31 HR).
- Was the first player with 100+ walks, runs scored and RBI with a .320 average or better since Miguel Cabrera (2011) and first in the NL since Albert Pujols (2009).
- Ranked among NL leaders in OPS (2nd), RBI (2nd), times on base (2nd, 302), average (3rd), on-base pct. (3rd), slugging pct. (3rd), runs scored (3rd), walks (3rd), hits (3rd), total bases (3rd, 323), pitches per PA (5th, 4.20), home runs (5th) and extra-base hits (5th, 73).
- Led first basemen in defensive runs saved (18), putouts (1,378) and total chances (1,505). His 1,505 TC were the most in the Majors since Albert Pujols in 2010 (1,619), and his .9966 fielding pct. was 3rd among NL first basemen, pct. points behind Brandon Belt (.99735) and Lucas Duda (.99731).
- Made his club record fourth Opening Day start at first base.
- Accumulated 21 total bases during a three-game series (5/29-5/31) at Milwaukee, the 3rd-highest total during a three-game set in club history behind Steve Finley (27, 9/7-9/9/99 at Milwaukee) and Aaron Hill (22, 6/18-6/20/12 vs. Seattle).
- Became the first player in MLB history with three hits and three intentional walks in a game on 5/31 at Milwaukee. Set a club record by reaching base safely seven times. Also the first Diamondback to be intentionally walked three times and first NL player with three intentional walks since Albert Pujols (8/26/10 at Washington).
- Hit 16 of his 33 home runs against the NL West.
- On 4/11, became the first Diamondback to homer in four consecutive games vs. Los Angeles (NL).
- Hit his 100th career homer (6/10) at Los Angeles Dodgers off Brett Anderson.
- Homered in four straight games at Dodger Stadium (6/10-9/23), tying a club record set by Chad Tracy in 2005.
- Hit a 471-foot home run off John Lackey on 8/26 vs. St. Louis, the longest of his career (*Statcast*).

## 2014

- Hit .300 (122-406) with 39 doubles, 19 home runs and 69 RBI in 109 games before suffering a season-ending hand injury (8/1).
- Elected as the NL starting first baseman (second All-Star Game). Received 3,516,890 votes, ahead of the Dodgers' Adrian Gonzalez (1,888,648) and Cardinals' Matt Adams (1,746,904).
- Was the second Diamondback to hit over .300 in back-to-back seasons, joining Luis Gonzalez from 1999-2003 (min. 450 PA).
- Set a club record with 36 doubles prior to the All-Star Break, the most in the NL in the first half since Milwaukee's Lyle Overbay hit 37 (2004).
- His 26-game hitting streak (9/10/13-4/5/14) was the second-longest in team history (.394, 41-for-104), while his streak of reaching base safely in 31 straight games (9/10/13-4/10/14) tied for fifth-longest by a D-back.
- His club-record 40 hits in March/April were the most by a NL player since 2011, trailing Andre Ethier (41), Placido Polanco (41) and Starlin Castro (40).
- Recorded fifth career multi-homer game with a career-high six RBI and club record five runs scored (5/17) vs. Los Angeles (NL). Since 1960, became the fifth player with at least four extra-base hits, six RBI, and five runs in a game, joining Willie Stargell (8/1/70 at Atlanta), Jeff Cirillo (6/28/00 San Francisco), Shawn Green (5/23/02 at Milwaukee) and Alex Rodriguez (4/18/05 vs. Tampa Bay) (*Elias*).
- His 28 walks in June tied a club record for a month (also: Goldschmidt in Aug. 2013).
- Reached base safely in a career-high 32-straight games from 6/7-7/12, the fourth-longest streak in club history.
- Was hit in the left hand by a fastball from reliever Ernesto Frier (8/1) vs. Pittsburgh. Out of the lineup for only the second time that season, sat out most of the game before entering as a part of a double-switch in the top half of the inning of a tied game.
- Diagnosed with a left hand fracture and placed on the 15-day injured list the next day (8/2). At that time, ranked among NL leaders in doubles (1st), extra-base hits (1st, 59), total bases (2nd, 220), runs (T2nd, 75), on-base pct. (3rd, .396), slugging pct. (3rd, .542), walks (3rd, 64), RBI (3rd), OPS (4th, .938), average (5th), hits (6th) and homers (T7th).
- Led the Major Leagues with a .446 OBP and 43 walks from 6/7-8/1 until his season-ending injury.
- Named the Diamondbacks nominee for the following awards: Hank Aaron, Roberto Clemente, Marvin Miller Man of the Year; Heart and Hustle and Branch Rickey.

## 2013

- Hit .302 (182-602) with 36 doubles, 36 home runs, 125 RBI, 99 walks and 103 runs scored in second full season with Arizona.
- Finished second in the NL Most Valuable Player voting to Pittsburgh's Andrew McCutchen. Marked the highest finish by a Diamondback in club history, ahead of Matt Williams' (1999) and Luis Gonzalez's (2001) third-place results.



- Became the third NL player to boast a .300 average, 35 home runs, 100 RBI, 100 runs scored and 99 walks during their 25-year-old season or earlier, joining Hall of Famers Mel Ott (1929 and 1932) and Eddie Mathews (1953).
- Won NL Hank Aaron Award as the league's top offensive performer and Mel Ott Award (league home run leader), received his first Silver Slugger and Rawlings Gold Glove Award at first base. Joined Andruw Jones (2005) and Matt Kemp (2011) as the only NL players in history to win the league's top offensive and defensive honors.
- Became the 19th player since 1977 to tie/lead the NL in home runs and RBI and ninth to also hit .300 or above.
- Ranked among NL leaders in SLG (1st, .551), OPS (1st, .952), extra-base hits (1st, 75), RBI (1st), total bases (1st, 332), homers (T-1st), walks (3rd), intentional walks (T1st, 19) runs (T-3rd, 103), OBP (4th, .401) and doubles (T10th).
- Finished among Arizona's all-time, single-season leaders in OPS (2nd), walks (2nd), home runs (3rd), RBI (3rd), games (T-3rd), on-base pct. (4th), slugging pct. (4th), and hits (6th).
- Established club records for first basemen in home runs, walks, runs scored and RBI.
- Became the sixth Diamondback with 30 homers and 100 RBI, joining Steve Finley (1999), Williams (1999), Jay Bell (1999), Gonzalez (2000-01) and Mark Reynolds (2009).
- Led the NL in walk-off home runs (3), home runs after the eighth inning (7), go-ahead homers (20) and go-ahead RBI (37)...also tied for the NL lead in game-winning RBI (19) and RBI with runners in scoring position (84).
- Ranked second in the NL with a .997 fielding percentage, trailing only Todd Helton (.998) Led the Majors with 74 "scoops" at first base (*Fangraphs*).
- Became the first player in club history with three grand slams in a season: 6/1 at Chicago (NL), 6/5 at St. Louis, and 8/20 at Cincinnati.
- His 77 first-half RBI were the third-most by a Diamondback, trailing Gonzalez (86 in 2001) and Williams (82 in 1999).
- Homered in three straight games for the first time (4 total) from 5/7-5/9, including his first multi-homer effort on 5/8 at Los Angeles (NL).
- Notched three extra-base hits in back-to-back games (5/15-5/17), joining Steve Finley (9/7-9/8/99 at Milwaukee) as the only Diamondbacks to do so.
- Went 4-for-5 with a double, two home runs, four RBI and four runs scored on 5/17 at Miami, tying a franchise record for runs scored (18th time).
- Became the first Diamondback to hit two grand slams on a road trip: 6/1 at Chicago (NL) and 6/5 at St. Louis.
- Recorded a RBI in a career-high eight straight games (17 total) from 6/1-6/8, tying Gonzalez's club record (6/3-6/11/02).
- Hit first walk-off home run on 6/18 vs. Miami off Chad Qualls.
- His 457-foot home run on 6/21 vs. Cincinnati was the longest by a Diamondback in 2013.
- Tied for NL lead with 15 second-half home runs and tied for third with 48 RBI.

- On 8/13 vs. Baltimore, hit a game-tying leadoff solo home run off closer Jim Johnson in the 9th inning, then a leadoff walk-off homer off T.J. McFarland in the 11th inning.
- Scored a run in eight straight games (9/13-9/20).

## 2012

- Hit .286 (147-514) with 20 home runs, 43 doubles, and 82 RBI in 145 games in his first full Major League season with Arizona.
- Became the sixth Diamondback in club history with at least 40 doubles and was part of three pairs of teammates (Aaron Hill) to accomplish the feat (Stephen Drew and Chris Young in 2008 and Luis Gonzalez and Chad Tracy in 2006).
- Became the only first baseman in club history with at least 10 homers and 10 stolen bases in a single season (stats as first baseman only).
- Ranked 4th in the NL in doubles and tied for 6th with an 85.7 stolen base percentage (18-for-21).
- Led NL first basemen in on-base percentage (.359), and finished second in doubles, third in average, OPS (.850) and hits, 4th in slugging percentage (.490), and sixth in home runs and RBI.
- As a first baseman only, his .497 slugging percentage and 43 doubles were a club record at the position, while his 81 RBI trailed only Adam LaRoche's 100 in 2010.
- Hit .343 (59-172) with 10 home runs vs. left-handed pitchers, 9th-best in the NL. His 10 home runs also tied for 10th in the NL.
- Batted .303 (125-413) after starting the season hitting .218 (19-for-87) in his first 27 games.
- Hit his first Opening Day home run on 4/6 vs. San Francisco, a solo shot off Tim Lincecum in the first inning.
- Launched a 471-foot home run off Randy Wolf on 5/27 vs. Milwaukee, the longest at Chase Field in 2012.
- Notched extra-base hit in seven straight games (5/30-6/8), tied for the 2nd-longest streak in club history.
- Hit the longest homer in 2012 by an opponent in Busch Stadium on 8/15 (456 ft.), a 4th inning blast off Adam Wainwright.

## 2011

- Played 48 games with Arizona and hit .250 (39-156) with eight home runs, nine doubles, and 26 RBI.
- At the time of having his contract purchased (8/1), led all of Minor League Baseball in home runs (30) and RBI (108) and ranked second in walks (82).
- Played in 43 games (41 starts) at first base with the Dbacks and did not commit an error (373 total chances). Was one of two players in baseball to have a 1.000 fielding pct. (min. 40 games) at first base (also Nationals' Adam LaRoche).
- Made MLB debut (8/1) at San Francisco and singled off Matt Cain in his first plate appearance. Became the 17th player in club history to record a hit in his first PA. (*Elias*).
- The following day (8/2), hit his first home run off San Francisco's Tim Lincecum, a go-ahead two-run shot in the fifth inning.

- Reached base safely in his first 10 games (8/1-8/12), the second-longest streak in club history to start his career behind Gerardo Parra's 17-games in 2009 (*Elias*).
- Hit a go-ahead, two-run triple to break a 1-1 tie in the eighth inning on 9/23 vs. San Francisco in the 3-1 NL West division-clinching game.

**2011 POSTSEASON:** Batted .438 (7-for-16) with 2 home runs and 6 RBI in the NLDS vs. Milwaukee...homered in his first two postseason games, the second rookie in baseball history to accomplish the feat (Yankees' Shane Spencer in 1998 ALDS vs. Rangers)...his grand slam in Game 3, the first in D-backs postseason history, was the third by a rookie in playoff history (also Yankees' Ricky Ledee in Game 4 of the 1999 ALCS and Yankees' Gil McDougald in Game 5 of the 1951 World Series).

### MINOR LEAGUE HIGHLIGHTS

- Named **2011** *USA Today* Minor League Player of the Year, *Topps* Double-A All-Star, *Baseball America* Double-A All-Star, Minor League Baseball All-Star, and the Most Valuable Player in the Southern League.
- Batted .306 (112-for-366) with 30 homers and 94 RBI in 103 games with Mobile (AA), while being named a Southern League Mid-Season and Post-Season All-Star.
- Played in the MLB SiriusXM All-Star Futures Game at Chase Field.
- Southern League Player of the Week: April 7-17 period.
- Following the season, recognized by *Baseball America* as the Southern League's No. 3 Prospect, "Most Exciting Player," "Best Batting Prospect," "Best Defensive First Baseman," "Best Power Prospect" and having the "Best Strike-Zone Discipline."
- Named **2010** Diamondbacks organizational Player of the Year, California League Post-Season All-Star, Most Valuable Player, and the league's Rookie of the Year.
- Led California League with 35 home runs, 42 doubles, 80 extra-base hits, 318 total bases and .606 slugging pct. while ranking 2nd with 108 RBI and 5th with 165 hits.
- Honored with the Class A Minor League Round Tripper Award for Class A. His 35 homers T3rd among all minor leaguers, while his 108 RBI ranked sixth.
- Garnered California League Player of the Week honors twice: May 10-16 and July 5-11.
- Named Dbacks's Player of the Month for May. Batted .336 with 20 runs scored, 10 doubles, one triple, 7 home runs and 19 RBI in 31 games.
- Hit .339 (39-for-115) with 8 doubles, 12 home runs and 30 RBI in July.
- Following the season, recognized by *Baseball America* as the California League's No. 17 Prospect and the league's "Best Power Prospect."
- Hit .334 and led the **2009** Pioneer League in homers (18) and slugging percentage (.638) in 74 games at Rookie Missoula during his first professional season.
- Led the organization's short-season clubs in average, games, runs, hits, total bases (183), doubles and homers.
- Homered in his professional debut (6/23) at Helena.
- Named Pioneer League Player of the Week August 3-9.
- Hit two home runs in back-to-back games (8/11-8/12)

### BACKGROUND/PERSONAL

- He and his wife, Amy, have a son, Jacob, and daughter, Emma.
- Met his future wife, who was on the golf team, in an athlete study hall during freshman years while at Texas State University.
- Has a golden retriever named Brinkley.
- The Goldschmidt family is from Germany...his great-grandmother, Ilse, an heiress to one of the largest printing companies in Germany, her husband, Paul, and their 5-year-old son, Ernie, fled the Nazis for Boston in 1938.
- Was born in Wilmington, Del. but moved to Texas before he was one year old.
- Grew up a fan of the Astros' Jeff Bagwell & Craig Biggio.
- As a high school senior, was seated in the center field upper deck at Minute Maid Park when Albert Pujols hit the famous home run off Astros closer Brad Lidge to launch the Cardinals to a dramatic comeback victory in Game 5 of the 2005 National League Championship Series.

### Philanthropic Efforts

- He and his wife began volunteering at Phoenix Children's Hospital during the winter of 2011, and later received permanent visitors' credentials due to visiting so frequently.
- He and his wife started the Goldy's Fund 4 Kids (GF4K) charity in 2014. It's mission is to help Phoenix Children's Hospital patients and their families through hands-on volunteering, time together, and providing tangible products to help patients stay positive and get healthy their stay.
- Teamed with the Arizona Diamondbacks Foundation and raised money to benefit Phoenix Children's Hospital through his Goldy's Fund 4 Kids, launching a "Bleacher Creature" program (2014) and hosting "Goldy's Bowling Bash" (2016 and 2018).
- On April 4, 2017, the Arizona Diamondbacks Foundation dedicated Paul Goldschmidt Field, the 39th field in the "Diamonds Back" Youth Field Building Program. Located at Falcon Park in Goodyear, the field received a new scoreboard, fencing, windscreen, sports lighting system, irrigation system, sod, stabilizer and general field updates.
- In 2017, surprised a second grade class at Edison Elementary School in Phoenix for National Teacher Appreciation Day.
- In 2018, he and his wife were named honorary chairs for the Hope Lives Here capital campaign to raise funds for the building of the new Center for Cancer and Blood Disorders at Phoenix Children's Hospital.
- In 2018, chaired events for Chrysalis, a non-profit domestic violence shelter; and assisted Soldier's Best Friend, a local non-profit that pairs veterans with adopted animals and then certifies them as a service animal.
- In 2019, visited Scott Air Force Base for the Air Force Wounded Warrior program with manager Mike Shildt pitching coach Bryan Eversgerd, Matt Wieters, and Andrew Miller.

### The Woodlands (Tex.) High School

- Graduated from The Woodlands (Tex.) High School in 2006. Did not start on the baseball team until his junior year.
- Played third base as a senior in 2006 as the Highlanders (38-1 record) won the Class 5A Texas state baseball championship and were crowned National Champions by *Baseball America*, *USA Today*, and *Collegiate Baseball*.
- Originally selected by Los Angeles (NL) in the 49th round of the June, 2006 First-Year Player Draft, but did not sign to attend Texas State University.
- The Dodgers expected Goldschmidt to opt for college, but selected him anyway because he was highly recommended by then Dodgers scout Chris Smith, whose son was a high school teammate of Goldschmidt.
- Also was high school teammates of pitcher/shortstop Kyle Drabek, who was selected by Philadelphia in the first round (18th overall) that year.

### Texas State University

- Played three seasons at Texas State University (2007-09), where left as the school's all-time leader in home runs (36) and RBI (178).
- His No. 37 was retired in Feb. 2015, becoming the first Texas State baseball player to have his jersey retired and just the fifth across all sports at the university.
- As a sophomore in 2008, faced off against fellow Houston-native Matt Carpenter (red-shirt junior) and Texas Christian University twice.
- As a junior in 2009, helped lead the Bobcats to the Southland Conference championship that included a record 41 wins.

- Won back-to-back SLC Hitter of the Year titles (2008-09).
- Named 2009 All-SC Player of the Year after breaking school records with 18 HR's and NCAA Division I-leading 87 RBI.
- Two-time SLC Scholar Athlete of the Year (2008-09) and tabbed Texas State's 2009 male Student Athlete of the Year after making the dean's list every semester he was enrolled.
- Boasted a 3.87 GPA in Finance through his junior year at Texas State, and was 10 hours short from securing his degree when signing with Arizona.
- Played for the Anchorage Bucs in 2008 Alaska Baseball League where he was an All-League Selection at Designated Hitter.
- Selected by Arizona in the 8th round of the June, 2009 First-Year Player Draft.

### University of Phoenix

- To honor both himself and to fulfill a promise to his family, graduated from the University of Phoenix with a bachelor's of science degree in Management in 2013, the season where he finished second in the NL Most Valuable Player voting.
- Took 10 classes to earn his diploma, completing his classwork on team flights and at the hotel while on the road throughout his first two full Major League seasons.

### Miscellaneous

- Traveled to Australia and New Zealand on a goodwill tour with Diamondbacks officials in November 2013, in advance of the 2014 Opening Series in Sydney.
- Cites Lyle Overbay as one of the most influential players in his career (Paul made his debut on 8/1/11 and Overbay signed on 8/13/11)...helped him on defense and positioning.



(L-R) Matt Wieters, Paul Goldschmidt, Bryan Eversgerd, Andrew Miller, and Mike Shildt visit Scott Air Force Base for the Wounded Warrior program, August 21, 2019.



# AUSTIN GOMBER

# 36

HEIGHT	WEIGHT	BATS/THROWS	BIRTH DATE	ML SERVICE
6-5	220	L/L	11/23/1993	0.111

**FULL NAME:** Austin Zachary Gomber

**BORN:** Winter Garden, Florida

**OPENING DAY AGE:** 26

**BECAME CARDINAL:** Selected in the fourth round (135th

overall) of the June, 2014 First-Year Player Draft

**CONTRACT STATUS:** Signed through 2020

**PITCHER**



## COMPLETE RECORD

Year	Team	W-L	ERA	G	GS	CG	GF	SHO	SV	IP	H	R	ER	HR	HBP	BB	IBB	SO	WP	BK	BA
2014	State College	2-2	2.30	11	11	0	0	0	0	47.0	55	17	12	3	3	18	0	36	2	0	.297
2015	Peoria	*15-3	2.67	22	22	1	0	+1	0	135.0	97	45	40	10	1	34	0	*140	9	0	*.196
2016	Palm Beach	6-8	2.93	17	17	1	0	0	0	107.2	91	38	35	5	4	24	0	101	6	0	.229
	Springfield	1-0	1.40	4	4	0	0	0	0	19.1	11	4	3	0	0	9	0	15	3	0	.167
2017	Springfield	10-7	3.34	26	26	0	0	0	0	143.0	116	64	53	17	6	51	0	140	5	0	*.219
2018	ST. LOUIS	6-2	4.44	29	11	0	1	0	0	75.0	81	40	37	7	4	32	4	67	3	1	.277
	Memphis	7-3	3.42	12	11	0	0	0	0	68.1	65	26	26	9	1	20	1	76	0	0	.247
2019	Memphis	4-0	2.98	8	8	1	0	1	0	45.1	42	17	15	5	0	16	0	52	1	0	.250
	Palm Beach	0-1	81.00	1	1	0	0	0	0	0.1	2	3	3	0	0	2	0	0	1	0	.667
	Springfield	0-0	0.00	3	2	0	0	0	0	4.0	1	0	0	0	0	1	0	2	0	0	.083
<b>MINOR TOTALS</b>		<b>45-24</b>	<b>2.95</b>	<b>104</b>	<b>102</b>	<b>3</b>	<b>1</b>	<b>2</b>	<b>0</b>	<b>570.0</b>	<b>480</b>	<b>214</b>	<b>187</b>	<b>49</b>	<b>15</b>	<b>175</b>	<b>1</b>	<b>562</b>	<b>27</b>	<b>0</b>	<b>.227</b>
<b>MAJOR TOTALS</b>		<b>6-2</b>	<b>4.44</b>	<b>29</b>	<b>11</b>	<b>0</b>	<b>1</b>	<b>0</b>	<b>0</b>	<b>75.0</b>	<b>81</b>	<b>40</b>	<b>37</b>	<b>7</b>	<b>4</b>	<b>32</b>	<b>4</b>	<b>67</b>	<b>3</b>	<b>1</b>	<b>.277</b>

\*Led League

+ Tied for League Lead

**Note:** Major League Uniform Numbers Worn: 68 (2018), 36 (2019-present).

## REGULAR SEASON FIELDING RECORD

Position	PCT	G	PO	A	E	TC	DP
Pitcher	1.000	29	1	10	0	11	0

## REGULAR SEASON BATTING RECORD

Year	Team	AVG	G	AB	R	H	2B	3B	HR	RBI	SH	SF	HBP	BB	IBB	SO	SB	CS	GDP	SLG	OBP	E
2018	ST. LOUIS	.211	29	19	1	4	1	0	0	4	2	0	0	0	0	3	0	0	0	.263	.211	0

## CAREER NOTES

- Became the first Cardinals rookie left-hander to win five games in the month of August (since 1913). in 2018
- Joined Daniel Ponce de Leon (7/23 at CIN) as the first pair of rookie teammates to carry consecutive no-hitters into the 7th inning since 1964.
- 2015 Cardinals co-Minor League Pitcher of the Year.
- 2016 Florida State League Mid-Season All-Star.
- 2015 Midwest League Mid-Season and Post-Season All-Star.
- Led the 2016 Arizona Fall League in wins (5), innings pitched (33.2) and strikeouts (33).
- Won 14 straight decisions from May 2015 through the end of that season.
- Of his 51 career minor league starts pitching 6.0 innings or more, 48 have been quality starts (94.1%) and 13 have been scoreless.
- Has four career minor league 10+ strikeouts games.
- Led the league in lowest opponent BA twice (2015 Midwest League & 2017 Texas League).
- Attended Major League Baseball's Rookie Career Development Program after the 2018 season.

## 2019

- Played the entire 2019 season in the minor leagues making 12 appearances with 11 starts between Palm Beach (A), Springfield (AA) and Memphis (AAA).
- Was placed on the 7-day Injured List with left biceps tendonitis (5/16) and missed over three months making his first start following injury on August 23.
- Upon returning from the Injured List, made three starts of 2.0 innings or less in Palm Beach (8/23) and Springfield (8/26 & 8/29), with his final appearance out of the bullpen on 9/1 vs. Midland.
- Was 4-0 with a 2.98 ERA in his eight starts before landing on the Injured List.
- Named Pacific Coast League Pitcher of the Week (4/15-21).
- Threw a shutout vs. Round Rock (4/20), tossing 7.0 scoreless innings of three-hit ball with a walk and six strikeouts, his second career professional shutout.
- Combined to go 4-1 with a 3.26 ERA over 49.2 innings with 54 strikeouts.
- His 9.78 strikeouts/9 IP was the highest single-season average of his career.

## 2018

- Appeared in 29 games (11 starts) in his rookie season over three stints with St. Louis during his Major League debut season, going 6-2 with a 4.44 ERA (75.0 IP/ 37 ER) and 67 strikeouts.
- Was 13-5 over 22 starts and 41 appearances between St. Louis and Memphis (AAA).
- Won 10 straight decisions from May 21-August 31 between Memphis and St. Louis.
- Was one of 11 different Cardinals and the lone lefty to make a start for St. Louis.

## CAREER HIGHS

**Most IP (Starter):** 7.0, 8/31/18 vs. Cincinnati  
**Most IP (Relief):** 3.0, 6/2/18 vs. Pittsburgh  
**Most Strikeouts (Starter):** 6, 5 times. Last: 9/25/18 vs. Milwaukee  
**Most Strikeouts (Relief):** 2, 4 times. Last: 9/30/18 at Chicago Cubs  
**Most Walks (Starter):** 4, twice. Last: 8/20/18 at L.A. Dodgers  
**Most Walks (Relief):** 2, twice. Last: 6/8/18 at Cincinnati  
**Most Runs Allowed (Starter):** 7, 9/13/18 vs. L.A. Dodgers  
**Most Runs Allowed (Relief):** 4, 9/30/18 at Chicago Cubs  
**Most Hits Allowed (Starter):** 10, 8/31/18 vs. Cincinnati  
**Most Hits Allowed (Relief):** 4, 9/30/18 at Chicago Cubs  
**Most HRs Allowed:** 2, 9/25/18 vs. Milwaukee  
**Longest Winning Streak:** 5 games, 8/1-8/31/18  
**Longest Losing Streak:** 1 game, twice. Last: 9/25-present  
**Longest Scoreless Streak:** 15.0 IP, 8/10-20/18  
**Last Start:** 9/25/18 vs. Milwaukee  
**Last Relief Appearance:** 9/30/18 at Chicago Cubs

## AWARDS & HONORS

### Pacific Coast League Pitcher of the Week

2019: Memphis (AAA) - April 15-21  
 2018: Memphis (AAA) - April 23-29  
 2018: Memphis (AAA) - May 21-27

### MLB.com Organizational All-Star

2017: St. Louis Cardinals  
 2016: St. Louis Cardinals  
 2015: St. Louis Cardinals

### Cardinals Minor League Pitcher of the Month

2018: Memphis (AAA) - April  
 2017: Springfield (AA) - August  
 2015: Peoria (A) - August

### Arizona Fall League Pitcher of the Week

2016: Glendale - Oct. 25-Nov. 1

### Florida State League Mid-Season All-Star

2016: Palm Beach (A)

### Cardinals Minor League co-Pitcher of the Year

2015: Peoria (A)

### Midwest League Post-Season All-Star

2015: Peoria (A)

### Midwest League Mid-Season All-Star

2015: Peoria (A)

### Midwest League Pitcher of the Week

2015: Peoria (A) - May 5-11



- Won all six of his decisions after the All-Star Break (T12th-most among NL pitchers).
- Led Major League Baseball with five wins in August, and also became the first Cardinals rookie left-hander to win five games in August (since 1913).
- Became the first Cardinals left-hander to begin his career with a 5-0 record since Allen Watson started 6-0 in his rookie season of 1993.
- As a starter, was 5-2 with 4.26 ERA in his 11 starts (57.0 IP). Pitched 6.0 innings or more in five outings (all quality starts).
- Appeared in 18 games as a reliever, going 1-0 with a 5.00 ERA (18.0 IP) and 14 strikeouts. Stranded 4 of 8 inherited runners, and ranked T16th among NL rookies with 7 Holds. Retired his first batter faced in only eight of 18 outings.
- Had more success away from Busch Stadium, going 3-0 with a 3.98 ERA (43.0 IP/ 19 ER) and 39 strikeouts in 13 games (seven starts) on the road.
- Initially recalled on 4/29 at Pittsburgh, but did not appear in a game (optioned on 5/4).
- Recalled on 5/31 (with RHP Mike Mayers and 1B Luke Voit) and made his MLB debut on 6/2 vs. Pittsburgh. Struck out Starling Marte (swinging) for his first MLB strikeout. Became the third Cardinals reliever and first left-hander to throw 3.0 hitless IP in his MLB debut (since 1908), joining Dick Hughes (3.0 IP; 9/11/66) & Ray Washburn (4.1 IP; 9/20/61). Also joined Ryan Sherriff (8/25/17 vs. TB) as the second Cardinal in last 20 years to toss at least 3.0 scoreless relief IP in his MLB debut.
- Appeared in a team-leading 14 games in June (T2nd in NL). Also ranked 2nd among MLB rookie relievers with 7 Holds in June, 2nd among National League pitchers.
- Did not allow a hit to the first 14 right-handed batters he faced until 6/25 vs. Cleveland (Rajai Davis, 9th inning single).
- Was the Cardinals most used reliever over a 15-game stretch (6/2-7/3), appearing in 15 games that ranked T4th-most in MLB over that period.
- Recalled on 7/24 and made his first career MLB start at Cincinnati that night...began start with 6.1 no-hit innings before Joey Votto singled in the 7th after the game was delayed by stadium fire alarms.
- He and Daniel Ponce de Leon (7/23 at CIN) became the first pair of rookie teammates to carry consecutive no-hitters into the 7th inning since 1964. Also joined Michael Wacha (6/3 vs. PIT) and Ponce de Leon as Cardinals to carry no-hitters 6.0 or more IP in 2018.
- Joined Daniel Ponce de Leon and Jack Flaherty as rookies to make three consecutive starts in a series at Cincinnati (July 23-25), marking the first time St. Louis started three rookies (Mike Busby, Matt Morris and Manny Aybar) since their final series of the 1997 season (Sept. 26-28 vs. Chicago), and the first time outside of expanded September rosters since August 8-9, 1959 vs. Philadelphia (Marshall Bridges, Ernie Broglio, Bob Gibson).
- Earned first MLB win vs. Colorado (8/1) in relief, striking out two during a scoreless 6th.
- Threw 5.0 scoreless IP to gain his first win as a starter at Kansas City (8/10), combining with Chasen Shreve (1.0) and Daniel Ponce de Leon (3.0) on a 7-0 shutout.

### CAREER MILESTONES

#### Major League Debut

June 2, 2018 vs. Pittsburgh

#### First Major League Win

August 1, 2018 vs. Colorado

#### First Career Strikeout

June 2, 2018 vs. Pittsburgh  
(6th inning, Starling Marte, swinging)

### 2018 MLB WINS LEADERS - AUGUST

Pitcher	Wins	Team
<b>Austin Gomber</b>	<b>5</b>	<b>Cardinals</b>
Jalen Beeks	4	Rays
Carlos Carrasco	4	Indians
Jhoulys Chacin	4	Brewers
<b>Jack Flaherty</b>	<b>4</b>	<b>Cardinals</b>
Kevin Gausman	4	Braves
Cole Hamels	4	Cubs
J.A. Happ	4	Yankees
Corey Kluber	4	Indians
Blake Snell	4	Rays
Zack Wheeler	4	Mets

### MOST AUGUST WINS BY A CARDINALS LEFT-HANDED ROOKIE

Pitcher	Wins	Season
<b>Austin Gomber</b>	<b>5</b>	<b>2016</b>
Harry Brecheen	4	1943
Harvey Haddix	4	1953
Greg Mathews	4	1986
Bill Sherdel	4	1918
Ernie White	4	1941

*since 1913*

- Stretched win streak to three games with 6.0 shutout innings in 4-2 win over Washington (8/15), matching his career-high with six strikeouts.
- Blanked the Dodgers over his first 4.0 innings (8/20), improving his scoreless inning streak to 15.0, but took ND in the Cardinals 5-3 win at Dodger Stadium that featured 9th inning home runs from Jedd Gyorko & Matt Carpenter.
- Improved to 4-0 with a 12-3 Cardinals win at Coors Field (8/26). He became the Cardinals first left-handed starter to win a game at Coors Field since Kent Mercker (1999).
- Hurlled quality start in a no-decision in 5-3 walk-off loss at Detroit (9/7). Joined Rick Ankiel (6/10/00) as the 2nd Cardinals rookie left-hander to start a game at Comerica Park, and the 5th Cardinals rookie to start a game in Detroit in the regular or postseason, joining Paul Dean (10/8/1934 - W.S. Game 6), José Jimenez (6/4/1999 at Tiger Stadium) and Anthony Reyes (10/21/2006 - W.S. Game 1).

- Earned his sixth win at Atlanta (9/18), limiting the Braves to one run over 5.0 IP in St. Louis' 8-1 win. His lone run blemish was a Ronald Acuña solo homer in the 3rd inning.
- Hit safely in three straight games (8/26-9/13), 6th-longest hitting streak by a pitcher in 2018 (Max Scherzer, 6G)
- Smashed a two-RBI double over the head of Billy Hamilton vs. CIN (8/31).
- Recorded two RBI in back-to-back games (8/26 at COL and 8/31 vs. CIN), becoming the 21st Cardinals pitcher all-time with consecutive multi-RBI games and first since Adam Wainwright (4/27-5/2/16).
- Ranked T12th among MLB pitchers with 4 RBI, while co-leading rookie pitchers with Pittsburgh's Nick Kingham.
- Was 7-3 with a 3.42 ERA (68.1 IP/26 ER) and 76 strikeouts in 12 games (11 starts) over three stints with the Memphis Redbirds (AAA).
- Two-time Pacific Coast League Pitcher of the Week Winner: April 23-29 and May 21-27.
- Honored as the Cardinals Minor League Pitcher of the Month for April, going 2-0 with a 2.45 ERA (25.2 IP) over four starts.
- Matched Memphis single-game club record with 16 strikeouts at Iowa (4/23) during 8.0 scoreless innings of six-hit ball. His 16 strikeouts matched Lance Lynn (9/10/2010 at OKC) and were the most in a PCL regular season game since Sacramento's Dallas Braden fanned 17 (8/27/07 vs. CSP).
- Optioned (7/6) and transitioned to a starting pitcher. Went 3-0 with a 2.70 ERA (13.1 IP) and 13 strikeouts in three starts.
- Rated as the Pacific Coast League's No. 19 prospect by *Baseball America* following the season.

## 2017

- Named Cardinals Minor League Pitcher of the Month for August posting a 5-0 record with an 0.91 ERA and 44 strikeouts in 39.2 innings, permitting only 18 hits.
- Ranked among Cardinals minor league pitchers in wins (10, T5th), innings pitched (143, 5th), strikeouts (140, 2nd), games started (26, T2nd) and opponent BA (.219, 4th).
- Rated as a Cardinals MiLB.com organizational All-Star for the 3rd straight season.
- MiLB.com Texas League Player of the Month for August.
- Led the Texas League in lowest opponent BA (.219) and ranked among league leaders in ERA (3.34, 3rd), strikeouts (140, 2nd), WHIP (1.17, 3rd), strikeouts/9 IP (8.81) and fewest base runners/9 IP (10.89).
- Over his final seven starts, won six straight starts (7/30-8/26) and received a no decision in his final start in which he struck out a career-high 11 batters over 6.0 innings vs. Arkansas (8/31).
- Did not allow more than two runs in any of his final eight starts of the season.
- Hit safely in 5-of-6 games with an at-bat, posting a .467 batting average (7-15, 2B, RBI), including two multi-hit games.

## CARDINALS ROOKIES TO MAKE BACK-TO-BACK STARTING DEBUTS

Cardinals	Dates	Opponent
Pea Ridge Day	Sept. 19, 1924	at Boston (NL)
Flint Rhem	Sept. 20, 1924	at Boston (NL)
Ray Harrell	April 24, 1935	Chicago (NL)
Nub Kleinke	April 25, 1935	Chicago (NL)
Santiago Guzman	Sept. 30, 1969	Philadelphia
Reggie Cleveland	Oct. 1, 1969	Philadelphia
Travis Smith	April 26, 2002	at Montreal
Mike Crudale	April 27, 2002	at Montreal
<b>Daniel Ponce de Leon</b>	<b>July 23, 2018</b>	<b>at Cincinnati</b>
<b>Austin Gomber</b>	<b>July 24, 2018</b>	<b>at Cincinnati</b>

since 1920

## 2016

- Began the season at Palm Beach (A), but made four starts for Springfield (AA) over the final two months of the season.
- Named a Florida State League All-Star and made a relief appearance tossing a scoreless inning with a strikeout.
- Led Cardinals minor leaguers in opponent batting average (.220) and ranked among the leaders in strikeouts (116, T6th) and earned run average (2.69, 3rd).
- Made four starts for Springfield and was 1-0 with a 1.40 ERA over 19.1 innings. Held the opposition to one earned run or less in all four starts.
- Threw 7.0 scoreless innings of one-hit ball vs. NW Arkansas (7/30) in his lone win with Springfield.
- Struck out a season-high 10 batters over 7.0 innings at Daytona (6/10) in a 3-0 loss at Jackie Robinson Ballpark.
- Threw his lone complete game of the season (2nd career) vs. Brevard County (7/20), tossing a career-high 9.0 innings.
- Made 15 starts of 7.0 innings pitched or more with 13 of them quality starts.
- Made seven starts for Glendale in the Arizona Fall League and went 5-1 with a 2.14 ERA over 33.2 innings.
- Led the AFL in wins (5), innings pitched (33.2) and strikeouts (33) and tied for the league lead in games started (7).
- Named Arizona Fall League Pitcher of the Week (11/1).

**2015**

- Named 2015 Cardinals co-Minor League Pitcher of the Year along with Alex Reyes.
- Led the Midwest League in wins (15), strikeouts (140), opponent batting average (.196), WHIP (0.97), win pct. (.833) and fewest baserunners/ 9 IP (8.80)...ranked in Top 10 in ERA (2.67, 6th) and strikeouts/9 IP (9.33, 2nd).
- Led Cardinals minor leaguers in wins (15) and opponent BA (.196), and ranked among Cardinals minor league leaders in innings pitched (135, 6th), strikeouts (140, 2nd), games started (22, T8th), ERA (2.67, 8th) and WHIP (0.97, 7th).
- Named Cardinals Minor League Pitcher of the Month for August (4-0, 0.35 ERA, 4 GS, 25.2 IP, 32 K).
- Won 14 straight decisions from May through the end of the season, the only pitcher in Minor League Baseball to win 10 or more games (14-0) without a loss during that period. His 0.93 WHIP was the 6th-lowest in MiLB during that period.
- Was the winning pitcher in lone start in the Midwest League playoffs clinching the first round for Peoria (6.0 IP, 6H, 1 R, 7 K) in Game 2 at Kane County.
- Posted two double-digit strikeout games with 10 in each: 7/11 at Clinton & 8/22 vs. Wisconsin.
- Named Midwest League Pitcher of the Week (5/4-11), throwing 8.0 scoreless innings of four-hit ball with no walks and seven strikeouts in a 2-1 win at Clinton (5/5).
- Selected to the Midwest League All-Star Team West Squad. Pitched a scoreless inning with a walk and two strikeouts.
- Named to the Midwest League Post-Season All-Star Team.

**2014**

- Finished the regular season with a 14.0-inning scoreless streak on consecutive 7.0-inning starts, both against Williamsport (8/27 & 9/1).
- Made one post-season start and took the loss in 2.0 innings of work.

**BACKGROUND/PERSONAL**

- Graduated from West Orange (Fla.) High School playing under head coach Jesse Marlo.
- Played college baseball at Florida Atlantic University where he posted career totals of 3.27 ERA and 238 career strikeouts in 244.2 innings.
- Was first-team All-Sun Belt Conference during his junior year with a league-leading 2.97 ERA.
- He and his wife, Rachel, reside in Windermere, Florida.





# NOLAN GORMAN

81

HEIGHT	WEIGHT	BATS/THROWS	BIRTH DATE	ML SERVICE
6-1	210	L/R	5/10/2000	0.000

**FULL NAME:** Nolan Brian Gorman

**BORN:** Phoenix, Arizona

**OPENING DAY AGE:** 19 (Turns 20 on May 10)

**BECAME CARDINAL:** Selected in the first round (19th overall) of the June, 2018 First-Year Player Draft

**CONTRACT STATUS:** Signed through 2020

INFILDER (NON-ROSTER)



## COMPLETE RECORD

Year	Team	AVG	G	AB	R	H	2B	3B	HR	RBI	SH	SF	HBP	BB	IBB	SO	SB	CS	GDP	SLG	OBP	E
2018	Peoria	.202	25	94	8	19	3	0	6	16	0	2	1	10	0	39	0	2	1	.426	.280	12
	Johnson City	.350	38	143	41	50	10	1	11	28	0	0	0	24	0	37	1	3	0	.664	.443	9
2019	Palm Beach	.256	58	215	24	55	16	3	5	21	0	0	2	13	0	73	0	1	3	.428	.304	12
	Peoria	.241	67	241	41	58	14	3	10	41	0	2	7	32	3	79	2	0	2	.448	.344	9
<b>MINOR TOTALS</b>		.263	188	693	114	182	43	7	32	106	0	4	10	79	3	228	3	6	6	.483	.345	42

## CAREER NOTES

- Enters the 2020 season ranked by *Baseball America* as the No. 3 prospect in the Cardinals organization and No. 55 overall across Major League Baseball.
- Also rated as the Cardinals "Best Power Hitter" entering 2020 by the same publication.
- 2019 SiriusXM All-Star Futures Game Selection.
- 2019 Midwest League Mid-Season All-Star.
- 2018 Appalachian League Post-Season All-Star.
- Has recorded five multi-home run games over his two year career (188 minor league games).
- Of his 182 career hits, 82 have gone for extra bases (45.1%) including 32 home runs.
- Has homered once every 21.7 at-bats in his career.
- In 2018, became the first player born in the year 2000 to be drafted by a Major League team.
- Was a childhood teammate and friend of current Cardinals minor league pitcher Matthew Liberatore.
- Helped lead O'Connor High School to the Arizona High School Class 6A State Championship over Mountain Ridge, playing against Liberatore, and both played on the same Gold Medal-winning World Cup team in 2017 in Canada.

## 2019

- Played a career-high 125 games between Peoria (A) and Palm Beach (A) batting .248 with 15 HR, 62 RBI and 30 doubles.
- Participated in early workouts and seminars as part of the Cardinals Spring Training Early Program (S.T.E.P.).
- Opened the season as the Midwest League's fourth-youngest player on Opening Day (age 18.9). Born 22 days later on June 1, 2000, teammate Ivan Herrera was the 3rd-youngest (age 18.8).
- Selected to the 2019 All-Star Futures Game in Cleveland. Entered the game defensively at third base for the National League team and was 0-for-1 in the game.
- Named a Midwest League Mid-Season All-Star and was the starting third baseman for the West Squad. Batted 3rd and was 0-for-1 with a walk and a run scored in the game.
- Ranked among Cardinals minor league leaders in home runs (15, T5th), RBI (62, T7th), hits (113, 7th), runs (65, 8th), doubles (30, 2nd), triples (6, T2nd), extra base hits (51, 3rd) and total bases (200, 4th).
- Named Midwest League Hitter of the Week (4/4-4/14), batting .394 (15-38) with 4 HR and 13 RBI over 10 games, beginning the season on a six-game hitting streak and hit safely in 9-of-10.

- Homered in three straight games (4/26-5/1) including both games of a doubleheader at Beloit (4/26), with multiple RBI in all three games.
- Had a pair of multi-home run games vs. Wisconsin (4/8) and vs. Clearwater (8/9). Recorded a career-high 5 RBI vs. Clearwater.
- Following the season, *Baseball America* ranked him as the No. 8 overall prospect in both the Midwest and Florida State Leagues.
- Also rated as the "Best Defensive Third Baseman" in the Midwest League in the publication's "Best Tools" survey.

## 2018

- Appalachian League Post-Season All-Star and Baseball America Rookie All-Star
- Named Appalachian League Player of the Week (7/30-8/5).
- Played in 63 games in his first professional season in Johnson City (R) and Peoria (A), batting .291 with 17 HR, 44 RBI and a .570 slugging percentage.
- Ranked among Cardinals minor league leaders in home runs (17, 7th), slugging (.570, 3rd) and OPS (.949, 4th).
- Reached base safely in 33 straight games (6/23-8/6) with a .467 on-base percentage over the stretch.
- Homered in his second professional at-bat, coming at Bluefield (6/19) and then hit two home runs in his Single-A debut at Peoria (A).
- Had back-to-back games with two home runs (at Kingsport 6/30 & at Beloit 7/1) as part of three straight games with a home run (6/30-7/2), while traveling from Johnson City to Peoria and back to Johnson City over 48 hours.
- Had three multi-home run games during the season 6/30 at Kingsport, 7/1 at Beloit & 8/20 at Quad Cities).
- Posted 12 games with multiple RBI and three games with a season-high 4 RBI.
- Hit safely in 10 straight games (5/25-6/5) batting .368 (14-38).
- Reached base safely in 15 straight games (4/12-5/1) with a .367 on-base percentage.
- Batted .100 (3-30) over eight Midwest League postseason games with a double, two runs scored and three RBI.
- Following the season, ranked as the Appalachian League's No. 2 overall prospect by *Baseball America*.

## BACKGROUND/PERSONAL

- Graduated from Sandra Day O'Connor High School in Glendale, Ariz.
- Signed his letter of intent to the University of Arizona.
- Helped lead O'Connor High School to the Arizona High School Class 6A State Championship over Mountain Ridge 7-1, playing against his current minor league teammate Matthew Liberatore.

## AWARDS & HONORS

**Sirius/XM All-Star Futures Game Selection**  
2019: National League

**MiLB.com Organization All-Star**  
2019: St. Louis

**Midwest League Mid-Season All-Star**  
2019: Peoria (A)

**Midwest League Player of the Week**  
2019: Peoria (A) - April 4-14

**Baseball America Rookie All-Star**  
2018: Johnson City (R)

**Appalachian League Postseason All-Star**  
2018: Johnson City (R)

**Appalachian League Player of the Week**  
2018: Johnson City (R) - July 30 - Aug. 5

**Baseball America High School All-America Team - Corner Infield**  
2018: Sandra Day O'Connor High School

**U-18 Baseball World Cup Championship**  
2017: United States of America

- Batted .421 with 10 HR, 46 walks and a .640 on-base percentage in 32 games.
- Won the 2017 High School Home Run Derby at Marlins Park during All-Star Week in Miami.
- A few weeks later, won the 2017 Under Armour High School All-America Game B45 Home Run Derby at Wrigley Field.
- Played for USA Baseball in the Summer of 2017 helping lead the team to a World Cup Championship and Gold Medal.
- Batted .419 (116-277) with 32 HR, 118 RBI and 115 runs scored in his high school career.
- Named First Team Arizona High School All-State from 2016-18.
- Resides in Pompano Beach, Florida.





# RYAN HELSLEY

56

HEIGHT	WEIGHT	BATS/THROWS	BIRTH DATE	ML SERVICE
6-2	230	R/R	7/18/1994	0.105

**FULL NAME:** Ryan Dalton Helsley

**BORN:** Talequah, Oklahoma

**OPENING DAY AGE:** 25 (Turns 26 on July 18)

**BECAME CARDINAL:** Selected in the fifth round (161st overall) in the June, 2015 First-Year Player Draft

**CONTRACT STATUS:** Signed through 2020

PITCHER



## COMPLETE RECORD

Year	Team	W-L	ERA	G	GS	CG	GF	SHO	SV	IP	H	R	ER	HR	HBP	BB	IBB	SO	WP	BK	BA
2015	Johnson City	1-1	2.01	11	9	0	0	0	0	40.1	33	13	9	1	0	19	0	35	3	0	.221
2016	Peoria	10-2	1.61	17	17	0	0	0	0	95.0	77	22	17	3	1	19	0	109	7	1	.216
2017	Palm Beach	8-2	2.69	17	16	1	0	+1	0	93.2	72	30	28	3	1	30	0	91	6	0	.213
	Springfield	3-1	2.67	6	6	0	0	0	0	33.2	25	12	10	4	1	15	0	41	3	0	.200
	Memphis	0-0	3.60	1	1	0	0	0	0	5.0	7	2	2	0	0	3	0	5	0	0	.350
2018	Memphis	2-1	3.71	5	5	0	0	0	0	26.2	18	14	11	2	0	9	0	34	1	0	.188
	Springfield	3-2	4.39	7	7	1	0	0	0	41.0	30	22	20	5	2	20	0	44	10	0	.203
	GCL Cardinals	0-0	0.00	1	1	0	0	0	0	2.2	1	0	0	0	0	3	0	4	0	0	.111
2019	ST. LOUIS	2-0	2.95	24	0	0	4	0	0	36.2	34	13	12	5	0	12	2	32	2	1	.245
	Memphis	2-3	4.58	17	7	0	0	0	1	37.1	29	20	19	3	0	20	0	41	3	0	.218
MINOR TOTALS		29-12	2.78	82	69	2	0	1	1	375.1	292	135	116	21	5	138	0	404	33	1	.213
MAJORS TOTALS		2-0	2.95	24	0	0	4	0	0	36.2	34	13	12	5	0	12	2	32	2	1	.245

+ Tied for League Lead

**Note:** Major League Uniform Numbers Worn: 56 (2019).

## DIVISION SERIES RECORD

Year	Team	W-L	ERA	G	GS	CG	GF	SHO	SV	IP	H	R	ER	HR	HBP	BB	IBB	SO	WP	BK	BA
2019	STL vs. ATL	0-0	0.00	2	0	0	0	0	0	1.1	1	0	0	0	0	0	0	3	0	0	.200

## LEAGUE CHAMPIONSHIP SERIES RECORD

Year	Team	W-L	ERA	G	GS	CG	GF	SHO	SV	IP	H	R	ER	HR	HBP	BB	IBB	SO	WP	BK	BA
2019	STL vs. WSH	0-0	0.00	3	0	0	1	0	0	4.0	0	0	0	0	0	1	0	5	0	0	.000

## REGULAR SEASON FIELDING RECORD

Position	PCT	G	PO	A	E	TC	DP
Pitcher	1.000	24	0	3	0	3	0

## REGULAR SEASON BATTING RECORD

Year Team	AVG	G	AB	R	H	2B	3B	HR	RBI	SH	SF	HBP	BB	IBB	SO	SB	CS	GDP	SLG	OBP	E
2019 ST. LOUIS	.333	24	3	0	1	0	0	0	0	0	0	0	0	0	2	0	0	0	.333	.333	0
MAJOR TOTALS	.333	24	3	0	1	0	0	0	0	0	0	0	0	0	2	0	0	0	.333	.333	0

### CAREER TRANSACTIONS

- Selected by the St. Louis Cardinals in the fifth round (161st overall) of the June, 2015 First-Year Player Draft.
- On St. Louis disabled list (right shoulder impingement), June 13 - July 2, 2019, included injury rehabilitation assignments to Memphis (AAA).

### CAREER NOTES

- Enters the 2020 season ranked as the No. 5 prospect and having the "Best Fastball" in the Cardinals organization by *Baseball America*.
- Moved to a bullpen role for the 2019 season after starting 62 of his first 65 minor league games from 2015-18.
- Posted the lowest baserunners/9 IP (3.38) in the 2019 postseason, marking the lowest in a single postseason by a rookie pitcher (min. 5 app & 5.0 IP).
- 2017 Florida State League Most Valuable Pitcher.
- 2016 Midwest League All-Star.
- Led all Cardinals Minor League pitchers in 2018 with a .194 opponent batting average.
- Recorded five double-digit strikeout games over his four-year pro career with a single-game high of 13 in 2016.
- Has posted a .707 career winning percentage (29-12) in the minor leagues striking out an average of 9.7 batters per nine innings pitched.

### 2019

- High velocity rookie appeared in 24 games out of the bullpen in debut season.
- Was recalled (Memphis-AAA) and made his MLB debut on 4/16 at MIL with 2.1 innings in relief. Collected his 1st ML hit with single in the 7th inning off Chase Anderson in first career plate appearance.
- Was recalled six times during the 2019 season. Went 2-3 with a 4.58 ERA in 17 app. (7 starts) for Memphis.
- Of his 24 appearances, 11 were 2.0 innings or more with a season-high 3.0 at LAD (8/5).
- Eight of his 2.0+ inning appearance were scoreless, ranking as the most appearances of 2.0 innings or more by a Cardinal in his first 15 MLB games since 1936 (Mike Ryba, 13).
- Earned his first Major League win vs. COL (8/25) tossing 2.1 innings in relief with a season-high four strikeouts.
- He threw 18 pitches of 100+ mph (9th most in MLB), topping out at 101.5 twice (9/20 & 4/16 in MLB debut).
- He and Jordan Hicks (206 pitches) were the only Cardinals to reach at least 100 mph.
- Threw 27.0% of his pitches at a velocity of 98 MPH or higher (156-of-577).

### 2019 SEASON & CAREER HIGHS

**Most IP:** 3.0, 8/5/19 at Los Angeles Dodgers  
**Most Strikeouts:** 4, twice. Last: 8/25/19 vs. Colorado  
**Most Walks:** 4, 8/5/19 at Los Angeles Dodgers  
**Most Runs Allowed:** 3, 9/27/19 vs. Chicago Cubs  
**Most Earned Runs Allowed:** 3, 9/27/19 vs. Chicago Cubs  
**Most Hits Allowed:** 4, twice. Last: 9/27/19 vs. Chicago Cubs  
**Most HRs Allowed:** 1, five times. Last: 9/27/19 vs. Chicago Cubs  
**Longest Winning Streak:** 2 games, 8/25/19-present  
**Longest Losing Streak:** n/a  
**Longest Scoreless Streak:** 8.1 IP, twice. Last: 8/25-9/15/19

### ROOKIE SINGLE-SEASON POSTSEASON BASERUNNERS/9 IP

MLB Rank	Baserunners/9 IP	Season
1. Ryan Helsley	3.38	2019 Cardinals
2. Trevor Rosenthal	4.15	2012 Cardinals
3. Roberto Osuna	4.32	2015 Blue Jays
4. Joe Biagini	4.91	2016 Blue Jays
5. Trevor Rosenthal	5.40	2013 Cardinals

### SINGLE-SEASON POSTSEASON BASERUNNERS/9 IP

MLB Rank	Baserunners/9 IP	Season
1. Graeme Lloyd	1.69	1996 Yankees
2. Darren O'Day	2.57	2012 Orioles
3. Mike Timlin	2.79	2003 Red Sox
4. Brandon Lyon	3.00	2007 Diamondbacks
5. Javier Lopez	3.18	2010 Giants
6. Ryan Helsley	3.38	2019 Cardinals
Rick Honeycutt	3.38	1988 Athletics

### ROOKIE SINGLE-SEASON POSTSEASON LOWEST WHIP

MLB Rank	WHIP	Season
1. Ryan Helsley	0.38	2019 Cardinals
2. Trevor Rosenthal	0.46	2012 Cardinals
3. Roberto Osuna	0.48	2015 Blue Jays
4. Joe Biagini	0.55	2016 Blue Jays
5. Corbin Burnes	0.56	2018 Brewers
6. Trevor Rosenthal	0.60	2013 Cardinals
7. Will McEnaney	0.75	1975 Reds
8. Jensen Lewis	0.78	2007 Indians

\* Minimum 5.0 IP & 5 appearances

- Topped out at 60 pitches at LAD (8/5), working 3.0 scoreless innings of one-hit ball.
- After his most recent recall on 8/5, ranked T7th among National League relievers with 24.1 innings pitched.
- Allowed no earned runs in four straight app. of 2.0 IP or more (8/25-9/10), most by STL reliever since René Arocha (5 in 1994).
- Worked 26.2 innings (110 total batters faced) from 4/20-9/14 without allowing a home run bookend by shots from Pete Alonso (4/19 vs. NYM) and Cory Spangenberg (9/15 vs. MIL)
- Served time on the 10-day IL (6/13-26) with a right shoulder impingement after pitching one out at MIA (6/12).
- Named the No. 4 prospect in the Cardinals organization by *Baseball America* and possessing the "Best Fastball" in the organization by their "Best Tools" survey.

**2019 POSTSEASON:** Posted the lowest baserunners/9 IP (3.38) in the 2019 postseason, marking the lowest in a single postseason by a rookie pitcher (min. 5 app & 5.0 IP). Retired 15 of his 17 batters faced allowing a single to his first batter faced and a walk in his second to last batter. Threw five scoreless appearances to begin his postseason career with a postseason-high 2.0 innings in Game 4 of the NLCS. Had multiple strikeouts in three straight games. Led all Cardinals with 12 pitches (of 79) of 98 MPH or faster during the postseason; had one pitch over 100 MPH. Struck out five consecutive batters from Game 4 of NLDS to Game 1 of NLCS. Struck out the side in the 8th inning of Game 4 of NLDS, was first Cardinals relief pitcher since Trevor Rosenthal (Game 5 of 2013 WS) to strike out all three batters in one inning in a postseason game.

## 2018

- Combined to go 5-3 with a 3.97 ERA over 13 starts between Springfield (AA), Memphis (AAA) and the Gulf Coast League (R), in a season halted due to right shoulder tendinitis.
- Opened the season on the Springfield roster and made his final appearance in the Gulf Coast League (2.2 IP, 0 R) on 8/6 before being shut down for the season.
- Struck out 40 batters over 33.1 innings during the month of May in the Texas and Pacific Coast Leagues. Was one of three Cardinals pitchers to strike out 40 or more batters in the month (Alex Reyes 44, Daniel Ponce de Leon 42).
- Led all Cardinals minor league pitchers holding the opposition to a .194 batting average.
- Posted two double-digit strikeout games, both a season-high 10 batters, with one coming each in Springfield (AA) vs. Tulsa (5/5) and one in Memphis (AAA) vs. Colorado Springs (5/28).
- Struck out nine or more batters in each of his first three starts while pitching for Memphis (4/29-5/28).
- Scorched left-handed batters in Memphis to a .108 clip (4-37) with one extra base hit (double) and 13 strikeouts.
- Threw over 100 pitches in five of his 13 starts with a season-high 111 over 6.0 innings at Arkansas (5/11).

## AWARDS & HONORS

**Pacific Coast League Championship**  
2017: Memphis (AAA)

**Florida State League Most Valuable Pitcher**  
2017: Palm Beach (A)

**Florida State League Postseason All-Star**  
2017: Palm Beach (A)

**Midwest League Mid-Season All-Star**  
2016: Peoria (A)

**Midwest League Pitcher of the Week**  
2016: Peoria (A) - April 18-24  
2016: Peoria (A) Aug. 29-Sept. 4

**Baseball America Low Class-A All-Star**  
2016: Peoria (A)

**Baseball America Rookie All-Star**  
2015: Johnson City (R)

## CAREER MILESTONES

**Major League Debut**  
April 16, 2019 at Milwaukee

**First Major League Win**  
August 25, 2019 vs. Colorado

**First Major League Save**  
September 15, 2019 vs. Milwaukee

**First Major League Strikeout**  
April 16, 2019 at Milwaukee  
(5th inning, Ryan Braun, swinging)

## 2017

- Combined to post an 11-3 record with a 2.72 ERA over 23 starts (24 app.) between Palm Beach (A), Springfield (AA) and Memphis (AAA).
- Named Florida State League Most Valuable Pitcher, making 16 starts (17 app.) for Palm Beach (A).
- Ranked among Cardinals minor league leaders in wins (11, 4th), ERA (2.72, 6th), innings pitched (132.1, 7th), strikeouts (137, 3rd), opponent BA (.215, 2nd) and games started (23, 6th).
- Threw a four-hit shutout over 7.0 innings with a season-high 11 strikeouts at Lakeland (5/25) in the second game of a doubleheader. Was one of eight pitchers in the Florida State League to record a shutout.
- Fired 6.0 no-hit innings of scoreless baseball while walking five batters at Corpus Christi (8/11).

- Won his final six decisions in the Florida State League (5/19-7/16).
- Made two starts in the Pacific Coast League playoffs and was 0-2 with a 6.30 ERA over 10.0 innings.
- Rated as the No. 10 prospect in the Cardinals organization by *Baseball America*. Also rated by the same publication as the No. 10 prospect in the Florida State League following the season.

## 2016

- Named a Midwest League Mid-Season All-Star, but did not pitch in the game.
- Awarded Midwest League Pitcher of the Week honors twice (4/18-24 & 8/29-9/4).
- Ranked T2nd in the Midwest League with 10 wins.
- Led all Cardinals minor league pitchers with 10 wins and ranked in the Top 10 in strikeouts (109, 9th), strikeout/walk ratio (5.74, 4th) and WHIP (1.01, 5th).
- Struck out a career-high 13 batters over 6.2 innings in his final start of the season vs. Beloit (9/2), marking his second double-digit strikeout game of the season (4/22 vs. Wisconsin, 6.0 IP, 1 H, 11 K).
- Posted scoreless streaks of 18.0 IP (6/7-18) and 15.2 IP (8/20-9/2) to end the season.
- Won six straight starts (5/26-6/25).

## 2015

- Rated as the No. 13 prospect in the Appalachian League by *Baseball America*.
- Had a 14.1-inning scoreless streak (7/7-8/1).

## BACKGROUND/PERSONAL

- Played college baseball at Northeastern State (OK) University.
- Struck out 95 batters over 63.2 innings including four double-digit strikeout games in just 12 starts his sophomore year.
- Named Mid-American Intercollegiate Athletic Association Freshman of the Year in 2014.
- Graduated from Sequoyah (OK) High School where he was an All-State performer in both baseball and basketball.
- Resides in Cookson, Oklahoma.
- Is a member of the Cherokee tribe.





# ÓSCAR HERNÁNDEZ

28

HEIGHT	WEIGHT	BATS/THROWS	BIRTH DATE	ML SERVICE
6-1	230	R/R	7/9/1993	1.027

**FULL NAME:** Óscar Eduardo Hernández

**BORN:** Punto Fijo, Falcon, Venezuela

**OPENING DAY AGE:** 26 (Turns 27 on July 9)

**BECAME CARDINAL:** Signed as a minor league free agent, January 9, 2020

**CONTRACT STATUS:** Signed through 2020

**MLB DEBUT:** July 12, 2015 at New York Mets

**CATCHER (NON-ROSTER)**



## COMPLETE RECORD

Year	Team	AVG	G	AB	R	H	2B	3B	HR	RBI	SH	SF	HBP	BB	IBB	SO	SB	CS	GDP	SLG	OBP	E
2010	VSL Rays	.223	34	103	17	23	6	0	4	14	0	1	4	11	0	19	0	0	1	.398	.319	4
2011	VSL Rays	*.402	69	239	*56	*96	14	1	*21	*66	0	3	15	37	*7	44	3	5	2	*.732	*.503	8
2012	Princeton	.231	49	160	25	37	9	1	5	24	0	4	8	23	0	31	0	1	8	.394	.349	5
2013	Bowling Green	.222	3	9	1	2	0	0	0	1	0	0	0	2	0	1	0	0	0	.222	.364	0
	Hudson Valley	.228	43	167	22	38	6	0	6	33	0	1	2	11	2	24	9	1	3	.371	.282	2
2014	Bowling Green	.249	94	362	43	90	18	5	9	63	1	5	4	25	1	78	3	6	6	.401	.301	11
2015	Arizona	.161	18	31	4	5	1	0	0	1	1	0	1	3	0	15	0	0	0	.194	.257	0
	Reno#	.240	8	25	2	6	3	0	0	1	1	0	0	1	0	5	0	0	1	.360	.269	1
	Kane County#	.154	5	13	0	2	0	0	0	2	0	0	1	0	0	3	0	0	0	.154	.214	0
2016	Arizona	.182	4	11	1	2	0	0	1	1	0	0	0	0	0	0	0	0	1	.455	.182	0
	Mobile	.194	42	144	12	28	6	0	7	18	0	0	1	5	0	27	3	0	3	.382	.227	6
	Visalia	.295	34	112	15	33	10	0	3	15	1	0	2	18	0	26	1	0	3	.464	.402	5
2017	Jackson	.197	67	233	23	46	11	0	8	21	2	1	2	17	0	58	0	0	6	.348	.257	8
2018	Pawtucket	.205	47	151	16	31	7	0	1	14	2	1	3	14	0	37	1	0	1	.272	.284	5
2019	Pawtucket	.209	47	148	20	31	10	0	6	20	3	2	2	12	0	33	0	0	4	.399	.274	1
	Portland	.083	7	24	3	2	0	0	0	1	0	0	0	2	0	11	0	0	0	.083	.154	0
<b>MINOR TOTALS</b>		.246	549	1890	255	465	100	7	70	293	10	18	44	178	10	397	20	13	38	.417	.323	56
<b>MAJOR TOTALS</b>		.167	22	42	5	7	1	0	1	2	1	0	1	3	0	15	0	0	1	.262	.239	0

\*Led League

# Injury Rehabilitation Assignment

**Note:** Major League Uniform Numbers Worn: 23 (2015), 28 (2016)

## REGULAR SEASON FIELDING RECORD

Position	PCT	G	PO	A	E	TC	DP	PB	CS	ATT	PCT	P-OFF
Catcher	1.000	17	99	11	0	110	2	3	1	2	.500	0



### CAREER TRANSACTIONS

- Signed by the Tampa Bay Rays as an international free agent, August 14, 2009.
- Selected by the Arizona Diamondbacks in the Rule 5 Draft, December 11, 2014.
- On Arizona Diamondbacks injured list with a broken left hamate bone, March 27 - July 3, 2015, included injury rehabilitation assignments to Kane County (A) and Reno (AAA).
- Signed by the Boston Red Sox as a minor league free agent, January 2, 2018.
- Signed by the Boston Red Sox as a minor league free agent, September 23, 2018.
- Signed by the St. Louis Cardinals as a minor league free agent, January 9, 2020.

### CAREER NOTES

- Joins the Cardinals as his fourth professional organization along with the Rays, Diamondbacks and Red Sox.
- Was a teammate of current Cardinals first baseman Paul Goldschmidt when he made his Major League debut with Arizona in 2015.
- Was the first overall selection in the 2014 Rule 5 Draft by Arizona from Tampa Bay.
- Named the 2011 Venezuelan Summer League Most Valuable Player after winning the Triple Crown, establishing new league records for each of the three categories, and leading the Rays squad to a league championship over the VSL Pirates 2-1.
- Has thrown out 40.6% (185 CS/455 SB ATT) of attempted base stealers in his minor league career. Threw out 1-of-2 in his Major League experience.
- Recorded a 3.05 catchers ERA in 17 career Major League games, including 10 starts (36 ER/106.1 IP).

### 2019

- Was signed as a minor league free agent following the 2018 season and played in 54 games between Pawtucket (AAA) and Portland (AA). Of his 54 games, 47 came in Triple-A.
- Batted .192 (33-172) with 6 HR and 21 RBI between the two affiliates.
- Threw out 38.3% (23 CS/60 SB ATT) of attempted base stealers on the season between Portland (AA) and Pawtucket (AAA).
- Appeared in one game at first base in Portland for five innings and made three successful putouts.
- Played for Magallanes in the Venezuelan Winter League.

### 2018

- Was signed as a minor league free agent by the Red Sox and played in 47 games at Pawtucket (AAA). Was invited to Major League Spring Training and played in eight games batting .500 (5-10).
- Tied for the International League lead with seven double plays at catcher.
- Threw out 39.7% (17 CS/39 SB ATT) of attempted base stealers on the season.

### CAREER HIGHS

**Most Hits:** 1, seven times. Last: 8/13/16 at Boston  
**Most Runs:** 1, five times. Last: 8/10/16 at New York Mets  
**Most 2Bs:** 1, 7/18/15 vs. San Francisco  
**Most HRs:** 1, 8/10/16 at New York Mets  
**Most RBI:** 1, twice. Last: 8/10/16 at New York Mets  
**Most BBs:** 1, three times. Last: 8/1/15 at Houston  
**Longest Hitting Streak:** 4 games, 9/14/15-8/13/16  
**Extra Inning HR:** 1. 8/13/16 at New York Mets (Blevins)

### 2017

- Entered the season as the "Best Defensive Catcher" in the Diamondbacks organization by *Baseball America*.
- Played the entire season at Jackson (AA) appearing in 67 games
- Threw out 38.3% (23 CS/60 SB ATT) of attempted base stealers. Was charged with a career-high 23 passed balls.

### 2016

- Played in four games in his second Major League season and has not appeared in a Major League game since.
- Was recalled on August 8 when Welington Castillo went on the Paternity Leave List.
- Hit his first Major League home run, a 12th inning solo shot for the game-winning RBI in a 3-2 victory at NYM (8/10). Became only the second Diamondback ever whose first Major League home run gave Arizona a lead in extra innings (also Lyle Overbay).
- Played in his most recent Major League game vs. SD (10/1), starting at catcher in a game Archie Bradley struck out a career-high 11 batters over 7.0 innings.
- Played in 19 games for Caracas in the Venezuelan Winter League.

### 2015

- Played in 18 games for the Diamondbacks in his rookie season that began with an injury, but remained on the Major League roster the entire season.
- Began season on the 15-day injured list with a fractured left hamate bone. Completed an injury rehabilitation assignment to Kane County (A) and Reno (AAA).
- Made his Major League debut at NYM (7/12) as a pinch-runner for Welington Castillo in the top of the 9th inning.
- Started his first game at catcher vs. SF (7/18) catching Chase Anderson and was 1-for-3 with his first Major League hit coming as a double off Jake Peavy in the 5th inning.

## 2014

- Played in a career-high 94 games for Bowling Green (A) in what would be his final season in the Rays organization.
- Posted career-highs with 18 doubles and five triples, while slugging .401 on the season.
- Selected by the Arizona Diamondbacks with the first overall pick in the Rule 5 Draft, December 11.

## 2013

- Played in 43 games at Hudson Valley (A) and three games to complete his season at Bowling Green (A). Combined to bat .227 with 6 HR and 34 RBI.
- Named a New York-Penn League All-Star. Came in defensively and was 0-for-2 but delivered the game-winning RBI beating out a throw to first on an attempted double play in the bottom of the 9th inning.
- Led Hudson Valley (A) in RBI (33) and tied for the team lead in home runs (6).
- Sprained his right knee at South Bend (8/28) and finished the season on the injured list.
- Threw out 58.6% (17 CS/29 SB ATT) of attempted base stealers on the season.

## 2012

- Played in 49 games at Princeton (R) in his first full season in the United States at the age of 18.
- Ranked 2nd on the team in walks and posted a .349 on-base percentage.

## 2011

- Named Venezuelan Summer League MVP and was a Venezuelan League All-Star.
- Led the VSL Rays to a league championship defeating the VSL Pirates 2-games-to-1.
- Won the Triple Crown in the league batting .402 with 21 home runs and 66 RBI. Also led the league in hits (96), runs (56) on-base percentage (.503), slugging (.732), total bases (175), extra base hits (36), OPS (1.236) and intentional walks (7), while ranking 2nd in hit by pitch (15) and games played (69).
- Set Venezuelan League records for the Triple Crown categories.
- Posted two multi-home run games (7/8 vs. VSL Pirates & 7/19 vs. VSL Pirates).
- Tallied a career-high 6 RBI vs. VSL Pirates going 4-for-5 with a double and two home runs, one of three four-hit games on the season (7/7 & 6/28).
- Hit safely in all three postseason games vs. VSL Pirates and was 3-for-11 with two walks, an RBI and a stolen base.
- Batted .480 (36-75) with runners in scoring position.

## AWARDS & HONORS

**Arizona Fall League Rising Stars**  
2015: Salt River

**New York-Penn League Mid-Season All-Star**  
2013: Hudson Valley (A)

**Venezuelan Summer League Champions**  
2011: VSL Rays (R)

**Venezuelan Summer League Triple Crown**  
2011: VSL Rays (R)

**Venezuelan Summer League MVP**  
2011: VSL Rays (R)

**Venezuelan Summer League All-Star**  
2011: VSL Rays (R)

## CAREER MILESTONES

**Major League Debut**  
July 12, 2015 at New York Mets

**First Career Major League Hit**  
July 18, 2015 vs. San Francisco  
(5th inning, double, off Jake Peavy)

**First Career Major League Home Run**  
August 10, 2016 at New York Mets  
(12th inning, solo, off Jerry Blevins)

## 2010

- Played in 34 games in his first professional season with the VSL Rays after signing as an international free agent the previous season on August 14.
- Connected for his first multi-home run game with two shots vs. VSL Tigers (6/30).
- Threw out 52.4% (11 CS/21 SB ATT) of attempted base stealers on the season.

## BACKGROUND/PERSONAL

- Took part in several youth clinics in Rhode Island's underserved areas and served food at the Pawtucket Soup Kitchen in an effort to support the local homeless population while with the Red Sox Triple-A affiliate in Pawtucket in 2018.
- Resides in Punto Fijo, Falcon, Venezuela.



# IVÁN HERRERA

97

(ee-VAHN)

HEIGHT	WEIGHT	BATS/THROWS	BIRTH DATE	ML SERVICE
5-11	220	R/R	6/1/2000	0.000

FULL NAME: Iván Aaron Herrera

BORN: Panama City, Panama

OPENING DAY AGE: 19 (Turns 20 on June 1)

BECAME CARDINAL: Signed as an international free agent, July 7, 2016

CONTRACT STATUS: Signed through 2020

CATCHER (NON-ROSTER)



HERRERA

## COMPLETE RECORD

Year	Team	AVG	G	AB	R	H	2B	3B	HR	RBI	SH	SF	HBP	BB	IBB	SO	SB	CS	GDP	SLG	OBP	E
2017	DSL Cardinals	.335	49	170	21	57	15	0	1	27	1	2	10	18	0	36	2	2	3	.441	.425	5
2018	Springfield	.000	2	4	0	0	0	0	0	0	0	0	1	0	0	2	0	0	0	.000	.200	0
	GCL Cardinals	.348	28	112	23	39	6	4	1	25	0	2	5	11	0	20	1	1	2	.500	.423	1
2019	Palm Beach	.276	18	58	7	16	0	0	1	5	0	1	1	5	0	16	0	0	1	.328	.338	1
	Peoria	.286	69	248	41	71	10	0	8	42	0	3	5	35	1	56	1	1	11	.423	.381	10
MINOR TOTALS		.309	166	592	92	183	31	4	11	99	1	8	22	69	1	130	4	4	17	.431	.397	17

## CAREER NOTES

- Participated in early workouts and seminars as part of the Cardinals two-week Instructional Camp in January 2020.
- Enters the 2020 season as the Cardinals No. 6 prospect according to *Baseball America*.
- 2019 Arizona Fall League All-Star.
- Was the youngest player (6/1/2000) in the 2019 Arizona Fall League by 15 days, joining Nationals' infielder Luis Garcia (5/16/2000) as the only two players born in the year 2000.
- Played in 10 games as a 19-year old for Glendale in the 2019 Arizona Fall League batting .324 (11-34) with two doubles, six RBI and a .439 on-base percentage, drawing a positive walk (5) to strikeout (4) ratio in 41 plate appearances.
- Has posted a .309 batting average and .397 on-base percentage over 166 career minor league games through three seasons in the Cardinals organization (2017-19).
- Has compiled a career batting average of .362 (63-174) with runners in scoring position since 2017, leading the Cardinals organization and ranking 5th in Minor League Baseball (*minimum 174 at-bats*).
- 2019 *Baseball America* Low Class-A All-Star.
- Has thrown out 34.5% (74 CS/214 SB ATT) of attempted basestealers over three professional seasons.

## AWARDS & HONORS

**Baseball America Low Class-A  
All-Star - Catcher**  
2019: Peoria (A)

**Arizona Fall League Rising Star**  
2019: Glendale

**MiLB.com Organization All-Star**  
2019: Peoria (A)

**Gulf Coast League Runner-Up**  
2018: Gulf Coast League Cardinals (R)

**Baseball America  
Dominican Summer League All-Star**  
2017: DSL Cardinals (R)

## 2019

- Played in 87 games between Peoria (A) and Palm Beach (A) batting .284 with 9 HR and 47 RBI with a .374 on-base percentage.
- *Baseball America* Low Class-A All-Star at catcher.
- Entered the 2019 Midwest League season as the 3rd-youngest player in the league on Opening Day at 18-years old.
- Homered in his first Midwest League plate appearance at Cedar Rapids (4/4) off Blayne Enlow, as part of a 3-for-4 game with a walk.
- Batted .375 (30-80) with runners in scoring position.
- Threw out 30.7% (32 CS/104 SB ATT) of attempted basestealers between Peoria and Palm Beach.
- Posted a career-high five-hit game vs. Great Lakes (7/14) going 5-for-5 with a double and two RBI.
- Tallied 25 multiple hit games between Peoria (21) and Palm Beach (4) including seven games with three or more hits.
- Played in 10 games for Glendale in the Arizona Fall League batting .324 with two doubles, six RBI and a .439 on-base percentage. Was the youngest player in the AFL in 2019 by 15 days.
- Was selected to the prestigious Fall Stars Game in the Arizona Fall League. Entered the game defensively in the 6th inning and caught three innings going 0-for-1 at the plate.
- Was the first Panama-native to player for Peoria since Ricardo Medina in 1993.
- Rated as the No. 5 prospect in the Cardinals organization by *Baseball America*.

## 2018

- Played in 30 games between the Gulf Coast League (R) and Springfield (AA) producing a .336 batting average.
- Finished the season playing in two games for Springfield after the Gulf Coast League playoffs had concluded.
- Recorded 12 RBI in his first five games with the GCL Cardinals, all multiple RBI games with a season-high 4 RBI vs. GCL Astros (7/24).
- Threw out 25.0% (8 CS/32 SB ATT) of attempted base stealers in the Gulf Coast League.
- Posted a season-high on-base streak of 12 games (7/21-8/20) with a .524 batting average and .636 OBP.
- Recorded 16 hits over seven games from 7/21-31 batting .615 (16-26) during the stretch including two four-hit and two three-hit games.
- Tallied a season-high two four-hit games (7/21 vs. GCL Nationals & 7/31 at GCL Nationals).
- Was 2-for-11 in the GCL playoffs with two runs scored and an RBI. Caught the first 15.2 innings of the Cardinals playoff pitching staff with no earned runs allowed.

## 2017

- Played in 49 games in this first professional season in the Dominican Summer League making his debut two days past his 17th birthday.
- Batted .373 (22-59) with runners in scoring position.
- Threw out 40.0% (34 CS/85 SB ATT) of attempted base stealers while in the Dominican Summer League.
- Ranked 6th in the DSL in batting (.335).
- Ranked among Cardinals minor league players in batting (.335, 2nd), on-base percentage (.425, 6th) and OPS (.866, 3rd).
- *Baseball America* Dominican Summer League All-Star at catcher.

## BACKGROUND/PERSONAL

- Took English classes while in school in Panama and his mother is a former teacher.
- Chose No. 4 to wear in the Arizona Fall League after growing up a fan of Cardinals catcher Yadier Molina.
- Resides in Panama City, Panama.



# JORDAN HICKS

# 12

HEIGHT	WEIGHT	BATS/THROWS	BIRTH DATE	ML SERVICE
6-2	220	R/R	9/6/1996	2.000

**FULL NAME:** Jordan McKinley Hicks

**BORN:** Houston, Texas

**OPENING DAY AGE:** 23 (Turns 24 on September 6)

**BECAME CARDINAL:** Selected in the Supplemental third round (105th overall) of the June, 2015 First-Year Player Draft

**CONTRACT STATUS:** Signed through 2020

**MLB DEBUT:** March 29, 2018 at New York Mets

**PITCHER**



## COMPLETE RECORD

Year Team	W-L	ERA	G	GS	CG	GF	SHO	SV	IP	H	R	ER	HR	HBP	BB	IBB	SO	WP	BK	BA
2016 Johnson City	2-1	4.20	6	6	0	0	0	0	30.0	33	20	14	1	5	13	0	20	3	0	.292
State College	4-1	1.76	6	6	0	0	0	0	30.2	25	8	6	0	2	16	0	22	4	0	.217
2017 Peoria	8-2	3.35	14	14	0	0	0	0	78.0	75	36	29	3	13	39	0	63	1	2	.260
Palm Beach	0-1	1.00	8	5	0	3	0	1	27.0	21	3	3	0	2	6	0	32	1	0	.214
2018 ST. LOUIS	3-4	3.59	73	0	0	20	0	6	77.2	59	33	31	2	8	45	2	70	9	0	.208
2019 ST. LOUIS	2-2	3.14	29	0	0	21	0	14	28.2	16	10	10	2	1	11	0	31	2	0	.163
MINOR TOTALS	14-5	2.82	34	31	0	3	0	1	165.2	154	67	52	4	22	74	0	137	9	2	.250
MAJOR TOTALS	5-6	3.47	102	0	0	41	0	20	106.1	75	43	41	4	9	56	2	101	11	0	.196

**Note:** Major League Uniform Numbers Worn: 49 (2018-2019), 12 (2020).

## REGULAR SEASON FIELDING RECORD

Position	PCT	G	PO	A	E	TC	DP
Pitcher	1.000	102	7	16	0	23	0

## REGULAR SEASON BATTING RECORD

Year Team	AVG	G	AB	R	H	2B	3B	HR	RBI	SH	SF	HBP	BB	IBB	SO	SB	CS	GDP	SLG	OBP	E
2019 ST. LOUIS	.000	29	0	0	0	0	0	0	0	0	0	0	0	0	0	0	0	0	.000	.000	0
MAJOR TOTALS	.000	102	1	0	0	0	0	0	0	0	0	0	0	0	1	0	0	0	.000	.000	0

## CAREER TRANSACTIONS

- Selected by the St. Louis Cardinals in the Supplemental third round (105th overall) of the June, 2015 First-Year Player Draft.
- On St. Louis injured list (torn right Ulnar Collateral Ligament), June 23, 2019 - end of season.



## 2019 SEASON HIGHS

**Most IP:** 2.0, three times. Last: 6/19 vs. Miami  
**Most Strikeouts:** 3, 4/7 vs. San Diego  
**Most Walks:** 2, 5/31 vs. Chicago Cubs  
**Most Runs Allowed:** 3, 5/26 vs. Atlanta  
**Most ER Allowed:** 3, 5/26 vs. Atlanta  
**Most Hits Allowed:** 3, three times. Last: 5/26 vs. Atlanta  
**Most HRs Allowed:** 1, twice. Last: 6/22 vs. Los Angeles Angels  
**Longest Scoreless Streak:** 7.2 IP, 4/1-4/21

## CAREER HIGHS

**Most IP:** 2.1, 4/21/18 vs. Cincinnati  
**Most Strikeouts:** 4, twice. Last: 6/12/18 vs. San Diego  
**Most Walks:** 2, 13 times. Last: 5/31/19 vs. Chicago Cubs  
**Most Runs Allowed:** 4, 7/14/18 vs. Cincinnati  
**Most Hits Allowed:** 4, 7/14/18 vs. Cincinnati  
**Most HRs Allowed:** 1, four times. Last: 6/22/19 vs. L.A. Angels  
**Longest Winning Streak:** 2 games, 5/16-6/19/18  
**Longest Losing Streak:** 4 games, 7/14/18-3/31/19  
**Longest Save Streak:** 14 saves, 4/7/19-present  
**Longest Scoreless Streak:** 8.0 IP, 5/19-29/18

## CAREER NOTES

- Made Cardinals 2018 Opening Day roster out of Spring Training as a 21-year old, previously not pitching higher than Class-A (Palm Beach).
- Is expected to return to the Cardinals in 2020, but not by Opening Day.
- Was shut down in his 102nd career Major League appearance after suffering an injury requiring Ulnar Collateral Ligament surgery in his right elbow in 2019.
- Switched uniform number from 49 to 12 following the 2019 season.
- Has thrown 1,828 pitches in his Major League career, with 865 clocked at over 100 MPH (47.3%).
- Averaged 101.1 MPH on his sinker in 2019, the fastest average pitch in Major League Baseball.
- Owned the highest average velocity in MLB in 2018 with his four-seam fastball (100.5 MPH) & two-seam fastball (100.2 MPH), and 2nd-fastest sinker (100.4 MPH), according to Statcast rankings.
- Threw the three fastest pitches in MLB in 2018 (105.1 MPH sinker & 105.0 MPH sinker vs. PHI 5/20 facing Odúbel Herrera; 104.4 MPH sinker at ARI 7/4 facing A.J. Pollock) and 7-of-the-10 fastest pitches (all 104.1+ MPH).
- Threw the fastest pitch of the 2019 season against Victor Caratini vs. CHI (5/31), a 104.3 MPH sinker, and the top 21 fastest pitches of the season overall.
- Has made nine appearances of 2.0 innings or more in his career with all nine scoreless.
- 2017 Midwest League Mid-Season All-Star.
- Has allowed just eight home runs to 1,166 total batters faced over his professional career.

## AWARDS & HONORS

**Baseball America**  
**Best Fastball - National League**  
 2018: St. Louis

**Cardinals Minor League Pitcher of the Month**  
 July 2017: Peoria (A) & Palm Beach (High-A)

**Florida State League co-Championship**  
 2017: Palm Beach (High-A)

**Arizona Fall League Rising Star**  
 2017: Surprise

**Midwest League Mid-Season All-Star**  
 2017: Peoria (A)

## CAREER MILESTONES

**Major League Debut**  
 March 29, 2018 at New York Mets

**First Major League Win**  
 April 21, 2018 vs. Cincinnati

**First Major League Save**  
 June 9, 2018 at Cincinnati

**First Major League Strikeout**  
 March 29, 2018 at New York Mets  
 (7th inning, Jay Bruce, swinging)

## 2019

- Made 29 appearances recording 14 saves before an injury sidelined him from June 23 through the end of the season.
- Exited the game vs. LAA (6/22) originally diagnosed as a right triceps cramp after recording four outs. The injury was later revealed as a torn Ulnar Collateral Ligament in his right elbow requiring Tommy John surgery and ending his season.
- At the time of his injury, ranked among National League relief leaders in saves (14, T9th), longest save streak (14, T3rd), games finished (21, T9th), opponent BA (.163, 9th), opponent slugging (.255, 6th), opponent OPS (.510, 4th), ground ball/fly ball ratio (5.00, 2nd), ground ball pct (67.2%, 3rd), inherited runners scored pct. (0.0%, T1st).
- Recorded his 100th career strikeout by catching Mike Trout looking (6/22) with a 84.4 mph slider.
- Threw the fastest pitch of the MLB season for the second straight year, with a 104.3 MPH sinker against Victor Caratini vs. CHI (5/31), which resulted in a ground out.
- Threw 43 of the 50 fastest pitches in MLB during the season including the Top 21, all registering 103.0 MPH or faster.
- Led Major League Baseball with 206 pitches over 100 MPH, and 45.4% of all his pitches thrown. Tayvon Guerrero (MIA) finished 2nd in total pitches (178) and Andres Munoz (SD) in percentage (32.9%).
- Had the highest average speed for a sinker at 101.1 MPH, outpacing Aroldis Chapman (NYY) at 100.1 MPH.

**2019 MLB FASTEST PITCHES**

Pitcher	Pitch	MPH	Date
Jordan Hicks (STL)	Sinker	104.3	5/31
Jordan Hicks (STL)	Sinker	104.2	4/21
Jordan Hicks (STL)	Sinker	104.0	5/31
Jordan Hicks (STL)	Sinker	104.0	5/25
Jordan Hicks (STL)	Sinker	103.8	5/31
Jordan Hicks (STL)	Sinker	103.7	4/21
Jordan Hicks (STL)	Sinker	103.7	5/31
Jordan Hicks (STL)	Sinker	103.6	5/31
Jordan Hicks (STL)	Sinker	103.5	5/19
Jordan Hicks (STL)	Sinker	103.5	5/25

**2018 MLB FASTEST PITCHES**

Pitcher	Pitch	MPH	Date
Jordan Hicks (STL)	Sinker	105.1	5/20
Jordan Hicks (STL)	Sinker	105.0	5/20
Aroldis Chapman (NYY)	Sinker	104.4	7/2
Jordan Hicks (STL)	Sinker	104.4	7/4
Jordan Hicks (STL)	Sinker	104.3	5/20
Aroldis Chapman (NYY)	Sinker	104.3	6/20
Jordan Hicks (STL)	Sinker	104.3	7/4
Jordan Hicks (STL)	Sinker	104.2	5/20
Aroldis Chapman (NYY)	Sinker	104.1	7/2
Jordan Hicks (STL)	Sinker	104.1	6/16

**MLB AVERAGE MPH -- SINKER**

2019	Rank	Average MPH
Jordan Hicks (STL)	1st	101.1
Aroldis Chapman (NYY)	2nd	100.1

2018	Rank	Average MPH
Aroldis Chapman (NYY)	1st	100.9
Jordan Hicks (STL)	2nd	100.4

**MLB -- PITCHES OVER 100 MPH**

2019	Pitches Over 100 MPH	Total Pitches	Pct.
Jordan Hicks (STL)	206	454	45.4%
Tayron Guerrero (MIA)	178	900	19.8%
Andres Muñoz (SD)	137	416	32.9%

2018	Pitches Over 100 MPH	Total Pitches	Pct.
Jordan Hicks (STL)	659	1274	51.7%
Tayron Guerrero (MIA)	197	1120	17.6%
Aroldis Chapman (NYY)	177	920	19.2%

STATCAST

- Pitched on consecutive days eight times during the season and three consecutive days once (4/27-29).
- Both of his wins came in games that advanced into extra innings (4/1 at PIT & 5/31 vs. CHI).
- Made three appearance of 2.0 innings, all scoreless.
- Did not retire a batter vs. ATL (5/26), the only such appearance in his career.

- Made three appearances of 30 or more pitches (4/1 at PIT, 5/19 at TEX & 5/31 vs. CHI).
- Was leading all MLB relievers facing opposing right-handed batters in on-base percentage (.167), slugging (.161) and OPS (.328), at the time of his injury.
- Has only allowed one career Major League home run to a right-handed batter (232nd career RH batter faced), facing Justin Upton (6/22) on the day of his injury before exiting the game two batters later.
- Recorded eight saves in eight consecutive appearances from 4/7-4/27, the longest streak by a Cardinals pitcher since Trevor Rosenthal ran off 11 in 2015.

**2018**

- Made Cardinals Opening Day roster out of Spring Training as a 21-year old, previously not pitching higher than Class-A (Palm Beach).
- Made MLB debut on Opening Day at NYM (3/29) pitching a scoreless 7th, recording a double play and striking out Jay Bruce.
- Posted his first Major League victory vs. CIN (4/21) with a career-high 2.1 scoreless innings.
- Appeared in team-high 73 games, ranking T-8th among National League pitchers and was the 5th-most by a Cardinals rookie.
- Recorded 25 Holds, ranking T-5th among National League relief pitchers.
- Owned the highest average velocity in MLB with his four-seam fastball (100.5 MPH) & two-seam fastball (100.2 MPH), and 2nd-fastest sinker (100.4 MPH), according to Statcast rankings.
- Led MLB with 659 pitches thrown of 100 mph or faster (51.7% of pitches); with Miami's Tayron Guerrero ranking a distant 2nd with 197.
- Threw the three fastest pitches in MLB in 2018 (105.1 MPH sinker & 105.0 MPH sinker vs. PHI 5/20 facing Odúbel Herrera; 104.4 MPH sinker at ARI 7/4 facing A.J. Pollock) and 7-of-the-10 fastest pitches (all 104.1+ MPH).
- Pitched on consecutive days 15 times and on three straight days only once (June 7-9).
- Led the Cardinals with 34 inherited runners, allowing 10 to score (29.4%).
- Faced 339 total batters, 2nd-most among National League relievers (Gsellman, NYM, 342) and most by a Cardinals rookie reliever since John Frascatore (348 in 1997).
- Ranked among NL relief leaders in innings (77.2, T-6th), ground ball pct. (61.7%, 5th) & opponent GIDP's (12, 7th).
- Held the opposition to a .257 slugging percentage with only nine extra base hits allowed.
- Surrendered only two home runs on the season (both to LHB; Jason Heyward 6/16 vs. CHI & Jeimer Candelario 9/7 at DET) averaging 0.23 home runs/9 IP, 4th-best total among N.L. relief pitchers.
- Limited opposing right-handed batters to just three extra-base hits (all doubles). His .171 opponent slugging pct. vs. RHB was 2nd-lowest in the NL and the lowest all-time in Cardinals single-season history (min. 100 batters faced).

- Led all Cardinals relief pitchers with 70 strikeouts; 6th-most by a Cardinals rookie relief pitcher.
- His seven blown save opportunities ranked T-3rd in the National League (Boxberger & Bradley – 8) and were 2nd-most by a Cardinals rookie trailing Todd Worrell (10 in 1986).
- Made seven relief appearances of 2.0 or more innings, tied for the team lead.
- Blanked the Dodgers for 2.0 IP on 9/16, throwing single-game high 34 pitches in lone appearance of homestand. Did not pitch in the Pittsburgh series (9/10-9/12), the first time all season he did not appear in a 3-or 4-game series.
- His 102.1 MPH pitch to Jeimer Candelario (DET) was the fastest hit for a home run in MLB in 2018 (*Statcast*).
- Struck out a season-high four batters twice (5/29 at MIL & 6/12 vs. SD), tied for most by a Cardinals reliever in 2018.
- His six saves at age 22 or younger were the 2nd-most by a Cardinal trailing only 22-year old Chris Perez with seven in 2008.
- Began his career with 31 outings (35.0 IP) without allowing a home run before June 16, surrendering a two-run home run to Jason Heyward (first pitch of AB) in the 8th inning...longest streak by a Cardinal since Jason Motte (37 G, 33.2 IP).
- Tied for the Major League lead with seven Holds in the month of August (Dakota Hudson, Steve Cishek, Taylor Rogers).
- Appeared in a season-high 14 games in the month of May, T-4th most among National League pitchers.
- Struck out a season-high 18 batters in the month of June, T-6th most among National League relievers.
- Pitched 48.0 innings prior to the All-Star Break, T-7th among National League relievers with Josh Hader (MIL).
- Became the 3rd-youngest Cardinal in franchise history and first since Rick Ankiel (20.076, 10/3/99 vs. CHI) to earn a save (at CIN, 6/9), the first of his career.
- Had a 101.5 MPH two-seam fastball fouled off the bat of Kris Bryant injuring Yadier Molina in the 9th vs. CHI (5/5).
- Recognized as having the "Best Fastball" in the National League by managers, coaches, scouts and executives in *Baseball America's* 2018 "Best Tools" survey following the season.

## 2017

- Appeared in 22 games (19 starts) between Peoria (A) and Palm Beach (A). Last three appearances of the season all came in relief at Palm Beach (5.0 IP, 0 R, 8 K).
- Named to the Midwest League Mid-Season All-Star Team. Pitched two-thirds of an inning (4th) for the West Squad and struck out both batters faced recording a Hold.
- Named Cardinals Minor League Pitcher of the Month for July, going 1-1 with a 1.08 ERA and 30 strikeouts in 25.0 IP.

## 2018 MLB AVERAGE MPH -- 2-SEAM FB

Player	Average MPH
<b>Jordan Hicks (STL)</b>	<b>100.2</b>
Joe Kelly (BOS)	98.1
Lou Trivino (OAK)	97.6

## 2018 MLB AVERAGE MPH -- 4-SEAM FB

Player	Average MPH
<b>Jordan Hicks (STL)</b>	<b>100.5</b>
Diego Castillo (SD)	98.8
Aroldis Chapman (NYY)	98.8

- Struck out a career-high nine batters in his final start for Peoria (A) at Kane County (7/2), tossing a career-high 8.0 scoreless innings of four-hit ball in a win.
- Led Peoria by inducing 13 double plays despite not making a start past July 2.
- Ranked 2nd in the Midwest League in hit batsmen (13).
- Did not allow a run in his last seven appearances of the season, including four starts, covering 22.0 innings.
- Did not surrender a home run in his last 51.2 innings pitched to finish the season.
- Recorded his first professional save vs. Bradenton (8/19).
- Member of the 2017 Palm Beach Florida State League co-Champions team (Championship Series canceled due to Hurricane Irma), but did not pitch in the playoffs.
- Appeared in nine games for Surprise in the Arizona Fall League striking out 16 in 15.2 IP.
- Rated as the No. 6 prospect in the Cardinals organization by *Baseball America* following the season.
- Attended Major League Baseball's Rookie Career Development Program after the 2017 season.

## 2016

- Ranked 4th among Cardinals minor league pitchers with a 2.97 ERA and 8th in "Toughest to HR Off" 265.0 total batters faced/HR.
- Threw 5.2 innings allowing two runs in New York-Penn League playoff semifinal start in a no-decision.

## BACKGROUND/PERSONAL

- Graduated from Cypress Creek (Texas) High School.
- Signed his letter of intent to play college baseball at Tulane University.
- Was recipient of the Joe Ostermeier/Jack Herman Rookie of the Year award for 2018 at the St. Louis BBWAA Awards Dinner along with Jack Flaherty, Harrison Bader, Yairo Muñoz and manager Mike Shildt.
- Resides in Houston, Texas.



# DAKOTA HUDSON

43

HEIGHT	WEIGHT	BATS/THROWS	BIRTH DATE	ML SERVICE
6-5	215	R/R	9/15/1994	1.066

**FULL NAME:** Dakota Ryan Hudson

**BORN:** Dunlap, Tennessee

**OPENING DAY AGE:** 25 (Turns 26 on September 15)

**BECAME CARDINAL:** Selected in the Supplemental first round (34th overall) of the June, 2016 First-Year Player Draft

**CONTRACT STATUS:** Signed through 2020

**MLB DEBUT:** July 28, 2018 vs. Chicago Cubs

**PITCHER**



## COMPLETE RECORD

Year Team	W-L	ERA	G	GS	CG	GF	SHO	SV	IP	H	R	ER	HR	HBP	BB	IBB	SO	WP	BK	BA
2016 GCL Cardinals	1-0	0.00	4	1	0	0	0	0	4.0	4	1	0	0	1	0	0	9	3	0	.235
Palm Beach	1-1	0.96	8	0	0	5	0	3	9.1	6	3	1	0	0	7	0	10	1	0	.188
2017 Springfield	9-4	*2.53	18	18	1	0	0	0	114.0	111	38	32	5	8	34	1	77	10	0	.255
Memphis	1-1	4.42	7	7	0	0	0	0	38.2	36	20	19	2	0	15	0	19	4	0	.252
2018 ST. LOUIS	4-1	2.63	26	0	0	2	0	0	27.1	19	9	8	0	1	18	0	19	2	0	.196
Memphis	+13-3	2.50	19	19	0	0	0	0	111.2	107	34	31	1	8	38	0	87	5	0	.254
2019 ST. LOUIS	16-7	3.35	33	32	0	1	0	1	174.2	160	80	65	22	9	*86	8	136	5	0	.245
<b>MINOR TOTALS</b>	<b>25-9</b>	<b>2.69</b>	<b>56</b>	<b>45</b>	<b>1</b>	<b>5</b>	<b>0</b>	<b>3</b>	<b>277.2</b>	<b>264</b>	<b>96</b>	<b>83</b>	<b>8</b>	<b>17</b>	<b>94</b>	<b>1</b>	<b>202</b>	<b>23</b>	<b>0</b>	<b>.251</b>
<b>MAJOR TOTALS</b>	<b>20-8</b>	<b>3.25</b>	<b>59</b>	<b>32</b>	<b>0</b>	<b>3</b>	<b>0</b>	<b>1</b>	<b>202.0</b>	<b>179</b>	<b>89</b>	<b>73</b>	<b>22</b>	<b>10</b>	<b>104</b>	<b>8</b>	<b>155</b>	<b>7</b>	<b>0</b>	<b>.239</b>

\* Led League

+ Tied for League Lead

**Note:** Major League Uniform Numbers Worn: 43 (2018-present)

## DIVISION SERIES RECORD

Year Team	W-L	ERA	G	GS	CG	GF	SHO	SV	IP	H	R	ER	HR	HBP	BB	IBB	SO	WP	BK	BA
2019 STL vs. ATL	0-0	1.93	1	1	0	0	0	0	4.2	5	4	1	1	0	2	0	2	0	0	.294

## LEAGUE CHAMPIONSHIP SERIES RECORD

Year Team	W-L	ERA	G	GS	CG	GF	SHO	SV	IP	H	R	ER	HR	HBP	BB	IBB	SO	WP	BK	BA
2019 STL vs. WSH	0-1	108.00	1	1	0	0	0	0	0.1	5	7	4	0	0	1	1	0	0	0	.833

## REGULAR SEASON FIELDING RECORD

Position	PCT	G	PO	A	E	TC	DP
Pitcher	.941	59	16	32	3	51	1

## REGULAR SEASON BATTING RECORD

Year Team	AVG	G	AB	R	H	2B	3B	HR	RBI	SH	SF	HBP	BB	IBB	SO	SB	CS	GDP	SLG	OBP	E
2019 ST. LOUIS	.078	33	51	1	4	0	0	0	2	7	0	1	0	0	24	0	0	1	.078	.096	2
<b>MAJOR TOTALS</b>	<b>.077</b>	<b>59</b>	<b>52</b>	<b>1</b>	<b>4</b>	<b>0</b>	<b>0</b>	<b>0</b>	<b>2</b>	<b>7</b>	<b>0</b>	<b>1</b>	<b>0</b>	<b>0</b>	<b>24</b>	<b>0</b>	<b>0</b>	<b>1</b>	<b>.077</b>	<b>.094</b>	<b>3</b>

## CAREER TRANSACTIONS

- Selected by the Texas Rangers in the 36th round (1,090th overall) of the June, 2013 First-Year Player Draft, but did not sign.
- Selected by the St. Louis Cardinals in the Supplemental 1st round (34th overall) of the June, 2016 First-Year Player Draft.

## 2019 SEASON HIGHS

**Most IP:** 7.2, 8/31 [1] vs. Cincinnati  
**Most Strikeouts:** 10, 9/27 vs. Chicago Cubs  
**Most Walks:** 5, 3x, Last: 9/27 vs. Chicago Cubs  
**Most Runs Allowed:** 8, 5/7 vs. Philadelphia  
**Most Hits Allowed:** 9, 5/12 vs. Pittsburgh  
**Most HRs Allowed:** 3, 3x, Last: 7/28 vs. Houston  
**Longest Winning Streak:** 5 games, 8/14-9/5  
**Longest Losing Streak:** 2 games, twice, Last: 7/28-8/3  
**Longest Scoreless Streak:** 18.2 IP, 8/14-8/24

## CAREER HIGHS

**Most IP (Starter):** 7.2, 8/31/19 [1] vs. Cincinnati  
**Most IP (Relief):** 3.0, 8/4/18 vs. Cincinnati  
**Most Strikeouts (Starter):** 10, 9/27/19 vs. Chicago Cubs  
**Most Strikeouts (Relief):** 3, 9/21/18 vs. San Francisco  
**Most Walks (Starter):** 5, 3x, Last: 9/27/19 vs. Chicago Cubs  
**Most Walks (Relief):** 3, 8/20/18 at Los Angeles Dodgers  
**Most Runs Allowed (Starter):** 8, 5/7/19 vs. Philadelphia  
**Most Runs Allowed (Relief):** 3, 8/25/18 at Colorado  
**Most Hits Allowed (Starter):** 9, 5/12/19 vs. Pittsburgh  
**Most Hits Allowed (Relief):** 3, twice, Last: 9/17/18 at Atlanta  
**Most HRs Allowed (Starter):** 3, 3x, Last: 7/28/19 vs. Houston  
**Longest Winning Streak:** 5 games, 8/14-9/5/19  
**Longest Losing Streak:** 2 games, twice, Last: 7/28-8/3/19  
**Longest Scoreless Streak:** 18.2 IP, 8/14-8/24/19  
**10+ Strikeout Games:** 1, 10, 9/27/19 vs. Chicago Cubs  
**Last Relief Appearance:** 4/3/19 at Pittsburgh

## CAREER NOTES

- Finished 5th in the 2019 National League Rookie of the Year voting.
- Recognized as one of five starting pitchers on *Baseball America's* 2019 All-Rookie Team.
- Currently sports the 2nd-lowest ERA (2.40) in Busch Stadium III history (minimum 75.0 innings pitched).
- Won team-leading 16 games in 2019, making him the first Cardinals rookie to lead the team in that category since Matt Morris (12, 1997).
- His 16 wins were also the most by a rookie since Justin Verlander won 17 for Detroit in 2006 and the most by a Cardinals rookie since Dick Hughes won 16 in 1964.
- His .696 win pct. (16-7) was the best by Cardinals rookie since Dick Hughes (.727, 16-6) in 1964, while his 3.35 ERA was best by Cardinals rookie since Shelby Miller (3.06) in 2013.
- Won nine home games in 2019, most by a St. Louis rookie since Shelby Miller had 10 in 2013, while his .818 home winning pct. ranked 5th among all Cardinals rookie starters and highest since Harvey Haddix (.867, 13-2) in 1953.
- Pitched 174.2 innings in 2019, most by a St. Louis rookie in the regular season since Rick Ankiel (175.0) in 2000.
- Became the majors first rookie pitcher with 15+ wins & 1+ save in a season (min. 25 GS) since Yankees' Ron Guidry (16-7, 1 save in 31 games/25 starts) in 1977.
- Led all of Major League Baseball in ground ball-fly ball ratio (3.09) and Ground Ball percentage (57.1).
- Since ground ball-fly ball ratio became a recorded stat in 1987, his 3.09 was 3rd-best single-season mark by a rookie in MLB history, behind Arizona's Brandon Webb (3.44 in 2003) and Texas' Kevin Brown (3.31 in 1989).

## LOWEST CAREER ERA - BUSCH STADIUM III

Rank	W-L	ERA	IP	Seasons
1. John Lackey	14-4	2.08	181.1	2014-17
2. <b>Dakota Hudson</b>	<b>11-2</b>	<b>2.40</b>	<b>112.2</b>	<b>2018-19</b>
3. Shelby Miller	14-9	2.46	208.1	2012-15
4. <b>Miles Mikolas</b>	<b>13-10</b>	<b>2.56</b>	<b>200.2</b>	<b>2012-19</b>
5. Chris Carpenter	32-15	2.61	476.1	2006-12

*Minimum 75.0 innings pitched*

## MOST WINS BY A CARDINALS ROOKIE

Rank	W-L	ERA	Season
1. Jack Harper	23-12	3.62	1901
2. Johnny Beazley	21-6	2.13	1942
3. Harvey Haddix	20-9	3.06	1953
4. Paul Dean	19-11	3.43	1934
5. Ken Burkhardt	18-8	2.90	1945
Dizzy Dean	18-15	3.30	1932
Paul Derringer	18-8	3.36	1931
8. Ernie White	17-7	2.40	1941
Ted Wilks	17-4	2.64	1944
10. Dick Hughes	16-6	2.67	1967
<b>Dakota Hudson</b>	<b>16-7</b>	<b>3.35</b>	<b>2019</b>

## HIGHEST WIN PCT BY A CARDINALS ROOKIE

Rank	W-L	Win Pct	Season
1. Ted Wilks	17-4	.810	1944
2. Johnny Beazley	21-6	.778	1942
3. Dick Hughes	16-6	.727	1967
4. Bob Bowman	13-5	.722	1939
5. Brooks Lawrence	15-6	.714	1954
6. Ernie White	17-7	.708	1941
7. <b>Dakota Hudson</b>	<b>16-7</b>	<b>.696</b>	<b>2019</b>



- Since Ground Ball percentage became a recorded stat in 1987, his 57.1% was 77th-highest by a rookie in MLB and 10th-best single-season mark by any Cardinal.
- Led NL in walks (87) in 2019, the first Cardinal to do so since Ken Hill (99) in 1989.
- 2018 Cardinals Minor League Pitcher of the Year.
- Was the Cardinals compensation pick in the 2016 MLB draft for free agent Jason Heyward signing with the Chicago Cubs.
- Was the second of back-to-back compensation picks by St. Louis. Dylan Carlson was previously chosen due to free agent John Lackey also signing with the Cubs.

## 2019

**NL Ranks:** Wins (16, T3rd), ERA (3.35, 11th), games started (32, T8th), walks (86, \*1st), ground ball/fly ball ratio (3.09, \*1st), ground ball percentage (57.1, \*1st), ground balls induced (297, 1st), GIDP (20, 4th), GIDP/9 IP (1.03, 4th), unearned runs (15, 2nd), percentage of swings put in play (41.8%, 4th), percentage of pitches taken (55.8, 3rd), fewest pitches per batter faced (3.76, 10th), fewest pitches per game (86.3, 5th).

**NL Rookie Ranks:** ERA (3.35, 2nd), wins (16, \*1st), starts (32, \*T1st), saves (1, T6th), innings (174.2, T3rd), strikeouts (136, 5th), win pct (.696, 2nd), opp. BA (.245, 3rd).

- Finished 5th in the National League Rookie of the Year award voting, and was recognized as one of five starting pitchers on *Baseball America's* All-Rookie Team.
- Entered the season rated as the No. 3 prospect in the Cardinals organization by *Baseball America* (No. 74 overall in MLB).
- Led all Major League rookies with 16 wins & finished T3rd overall among National League wins leaders with Dodgers Clayton Kershaw.
- His team-leading 16 victories makes him the first Cardinals rookie to lead the team in that category since Matt Morris (12, 1997). His 16 wins are also the most by a rookie since Justin Verlander won 17 for Detroit in 2006 and the most by a Cardinals rookie since Dick Hughes won 16 in 1964.
- His .696 win pct. (16-7) was the best by Cardinals rookie since Dick Hughes (.727, 16-6) in 1964, while his 3.35 ERA was best by Cardinals rookie since Shelby Miller (3.06) in 2013. Both marks trailed Atlanta's Mike Soroka (.765, 2.68) among NL rookies.
- Was 9-2 with a 2.75 ERA in 17 starts at Busch Stadium with the Cardinals going 13-4 (.765) in his home starts.
- His nine home wins were the most by a St. Louis rookie since Shelby Miller had 10 in 2013, while his .818 winning pct. ranked 5th among all Cardinals rookie starters and highest since Harvey Haddix (.867, 13-2) in 1953.
- Hurlled 174.2 innings, most pitched by a St. Louis rookie in the regular season since Rick Ankiel had 175.0 IP in 2000.
- Crossed the 200.0 IP threshold (202.0 total IP) for his career in 9/27 start vs. the Cubs with 5.0 scoreless frames at Busch Stadium, which also marked his 5th start of at least 5.0+ innings without a run allowed after 8/14. Teammate Jack Flaherty (8) was the only other MLB pitcher with at least five such starts after 8/1.
- Became the majors first rookie pitcher with 15+ wins & 1+ save in a season (min. 25 GS) since Yankees' Ron Guidry (16-7, 1 save in 31 games/25 starts) in 1977.

## AWARDS & HONORS

**Baseball America MLB All-Rookie Team  
Starting Pitcher**  
2019: St. Louis

**Cardinals Minor League Pitcher of the Year**  
2018: Memphis (AAA)

**Baseball America Triple-A All-Star - SP**  
2018: Memphis (AAA)

**All-Star Futures Game Selection**  
2018: USA

**Pacific Coast League Pitcher of the Year**  
2018: Memphis (AAA)

**Pacific Coast League Post-Season All-Star**  
2018: Memphis (AAA)

**Pacific Coast League Mid-Season All-Star**  
2018: Memphis (AAA)

**Pacific Coast League Championship**  
2017: Memphis (AAA)

**Texas League Pitcher of the Year**  
2017: Springfield (AA)

**Texas League Post-Season All-Star**  
2017: Springfield (AA)

**Texas League Mid-Season All-Star**  
2017: Springfield (AA)

## CAREER MILESTONES

**Major League Debut**  
July 28, 2018 vs. Chicago Cubs

**First Major League Win**  
July 30, 2018 vs. Colorado

**First Major League Strikeout**  
July 28, 2018 vs. Chicago Cubs  
(7th inning, Kyle Schwarber, swinging)

**First Major League Start**  
March 30, 2019 at Milwaukee

**First Major League Save**  
April 3, 2019 at Pittsburgh

**100th Career Major League Strikeout**  
July 23, 2019 at Pittsburgh  
(6th inning, Kevin Stallings, swinging)

- Joined teammate John Gant (11-1, 3 Saves) and Andrew Cashner (11-8, 1 save) as one of three Major League pitchers with at least 11 wins and one save in 2019.
- Earned his first Major League save in his only relief appearance of the season at Pittsburgh (April 3). Joined John Gant as Cardinals to record their first career MLB save in consecutive games, the second time the Cardinals pulled off the feat since the save stat was incorporated into MLB (Eduardo Sánchez & Fernando Salas in 2011).
- Led all of Major League Baseball in ground ball-fly ball ratio (3.09) and Ground Ball percentage (57.1%).
- Since ground ball-fly ball ratio became a recorded stat in 1987, his 3.09 was 3rd-best single-season mark in by a rookie in MLB history, behind Arizona's Brandon Webb (3.44 in 2003) and Texas' Kevin Brown (3.31 in 1989).
- Since Ground Ball percentage became a recorded stat in 1987, his 57.1% was 7th-highest by a rookie in MLB history and 10th-best single-season mark by any Cardinal.
- Went 7-2 with a 3.62 ERA in 13 day game starts (74.2 IP); his seven matinee wins co-lead the NL (Cubs Jose Quintana), and were most by a Cardinals rookie since Dick Hughes went 8-0 in 1967.
- Received team-leading 6.08 runs of support, 8th-highest among National League pitchers. Was 16-0 (STL 19-2) when receiving three runs of support or more this season.
- His 15 unearned runs are most by a Cardinals pitcher since Jaime García (23) in 2011.
- Became the first Cardinals rookie to notch 10 wins by game No. 100 of season since Shelby Miller (also 10) in 2013.
- Went 14-4 over final 24 starts after 5/18, 2nd behind Stephen Strasburg (15-3) for most wins in the NL in that span.
- Tied for NL lead with 9 wins post All-Star Break with Adam Wainwright and Clayton Kershaw, most Cardinals wins post ASB since Chris Carpenter (10-1 in 2009) and most by a Cardinals rookie since Omar Olivares (9-6 in 1991).
- Compiled a string of eight straight quality starts from May 12-June 22.
- Won a career-best five straight games from Aug. 14-Sept. 5.
- Led all rookie starters with a .163 September opponent BA and ranked 3rd in the NL (5th in MLB) behind teammate Jack Flaherty (.118) and Atlanta's Mike Foltynewicz (.149). Hudson's 15 hits allowed in the month were T2nd-fewest in the NL (min. 5 GS).

**2019 POSTSEASON:** Was 0-1 with a 9.00 ERA (5.0 IP) and two strikeouts in two starts against Atlanta (DS) and Washington (LCS)...joined Michael Wacha (1-1 in 2013), Kyle Lohse (1-1 in 2012) and Chris Carpenter (2-0 in 2011) as one of four Cardinals to start two elimination games in the same postseason...made his postseason debut in NLDS Game 4, becoming the fourth Cardinals rookie to start an NLDS game (first since Wacha in 2013 NLDS Game 4 at PIT) and the 15th Cardinals rookie to start any postseason game...joined teammate Jack Flaherty (age 23) as the 2nd Cardinal age 25 or younger to make a start in the postseason, marking the 6th time St. Louis featured two starting pitchers age 25 or younger in the same postseason, joining Paul Dean & Dizzy Dean (1934); Nelson Briles & Steve Carlton (1967); John Stuper & Dave LaPoint (1982); Greg Mathews & Joe Magrane (1987); Joe Kelly & Michael Wacha (2013).

### GROUND BALL/FLY BALL RATIO

2019 MLB Rank	Team	G/F
1. <b>Dakota Hudson</b>	<b>Cardinals</b>	<b>3.09</b>
2. Max Fried	Braves	2.82
3. Brett Anderson	Athletics	2.45

All-Time MLB Rookie Rank	Team	G/F
1. Brandon Webb	2003 Dbacks	3.44
2. Kevin Brown	1989 Rangers	3.31
3. <b>Dakota Hudson</b>	<b>2019 Cardinals</b>	<b>3.09</b>

### GROUND BALL PERCENTAGE

2019 MLB Rank	Team	GB%
1. <b>Dakota Hudson</b>	<b>Cardinals</b>	<b>57.1</b>
2. Luis Castillo	Reds	56.1
3. Brett Anderson	Athletics	55.5

All-Time MLB Rookie Rank	Team	GB%
1. Brandon Webb	2003 Dbacks	65.3
2. Kevin Brown	1989 Rangers	64.1
3. <b>José Jiménez</b>	<b>1999 Cardinals</b>	<b>59.1</b>
4. Shane Reynolds	1994 Astros	58.9
5. Lucas Harrell	2012 Astros	58.1
6. <b>Joe Magrane</b>	<b>1987 Cardinals</b>	<b>57.6</b>
7. John Dopsos	1988 Expos	57.1
<b>Dakota Hudson</b>	<b>2019 Cardinals</b>	<b>57.1</b>

### 2018

- Cardinals Minor League Pitcher of the Year.
- Pacific Coast League Pitcher of the Year and a PCL Mid-Season and Post-Season All-Star.
- Pitched in the Major League Baseball All-Star Game Futures Game for the USA Team and was named to the Triple-A All-Star Game.
- Recognized as one of six pitchers (five starters) to be named to *Baseball America's* 2018 Triple-A All-Star team
- Combined to post 17-4 mark with a 2.53 ERA over 139.0 innings with 106 strikeouts between Memphis (AAA) and St. Louis.
- Entered the season rated as the No. 7 prospect in the Cardinals organization by *Baseball America*.
- Was purchased from Memphis on 7/27 & made his ML debut vs. Chicago Cubs (7/28) with a scoreless 7th, striking out his first two career batters faced (Kyle Schwarber & Ian Happ, both swinging).
- Earned four wins in his first 12 career Major League games, matching Seth Maness (2013) and trailing only Ken Burkhardt (5 in 1945) for the club record.
- The Cardinals won the first 12 games he appeared in from his MLB debut from 7/28-8/22.
- Did not surrender a home run to 118 total batters faced while in the Major Leagues during the season, joining Richard Bleier (BAL), Santiago Casilla (OAK), Andrew Chafin (ARI) and Adam Kolarek (TB) as pitchers who faced 110+ batters without allowing a home run.

- Tied for the MLB lead with seven Holds in the month of August (Jordan Hicks, Steve Cishek, Taylor Rogers).
- Ranked T5th among National League rookie pitchers with four wins despite beginning his season on July 28.
- Posted the 5th-best ground ball percentage (63.3%) among Major League relief pitchers (2nd NL) Post All-Star Break.
- Pitched on consecutive days four times. He recorded five or more outs in seven appearances.
- Became the first Cardinals rookie to record three relief wins in the month of August since Joe Kelly in 2012.
- In the Cardinals' extra-inning win vs. Colorado (7/30), became the 29th Cardinal in franchise history and first since Mike Mayers (9/6/16 at PIT) to earn his first MLB win within his first two career MLB outings (since 1908).
- Went 13-3 with a 2.50 ERA (111.2 IP) and 87 strikeouts in team-leading 19 starts for Memphis.
- Tied for the Pacific Coast League lead in wins.
- At time of his promotion, his 13 wins led all of Minor League Baseball and were T2nd in Memphis Redbirds history (Larry Luebbers-1999, Lance Lynn-2010, and Nick Greenwood -2015), trailing Tim Cooney's 14 from 2014.
- At the time of his purchase also ranked 3rd in PCL in ERA (2.50) and innings pitched (111.2) , 7th in opponent BA (.254), and T7th in WHIP (1.30).
- Pitched 139.0 innings between Memphis-AAA (111.2 IP) and St. Louis (27.1) with 45 overall appearances. Totalled 17 wins (Memphis - 13, St. Louis - 4).
- Allowed just one home run in 111.2 minor league innings pitched in 2018. His 1.88 ground out/fly out ratio was the 2nd-highest in Triple-A, trailing only Charlotte's Donn Roach (2.12) of the International League (AAA-White Sox).
- Rated as the No. 3 prospect in the Cardinals organization by *Baseball America* after the season.

### MINOR LEAGUE HIGHLIGHTS

- Rated as having the "Best Slider" in the Cardinals organization by *Baseball America* for his first three seasons (2016-18) in professional baseball.
- Rated as the No. 7 prospect in the Cardinals organization by *Baseball America* entering the 2018 season.
- Was 10-5 with a 3.01 ERA over 25 starts between Springfield (AA) and Memphis (AAA) in **2017**.
- Named 2017 Texas League Pitcher of the Year after leading the league in ERA (2.53) and winning pct. (.692, 9-4).
- Selected to the Texas League All-Star Game and started for the North Squad throwing a scoreless 1st inning.

- Named a Texas League Post-Season All-Star.
- Ranked among Cardinals minor league leaders in wins (10, T5th), innings pitched (152.2, 2nd) and games started (25, T4th).
- Made two starts in the Pacific Coast League playoffs, going 2-0 with a 2.25 ERA (12.0 IP) and 10 strikeouts. Led Triple-A postseason pitchers in wins.
- Rated as the No. 9 prospect in the Cardinals organization by *Baseball America* entering the 2017 season.
- Allowed just 10 singles and no extra-base hits to 58 total batters faced in his first professional season in **2016**.
- Converted saves in each of his final three appearances of the season (8/26-9/2) at Palm Beach (A).

### BACKGROUND/PERSONAL

- He and his wife, Ashlen, reside in Leawood, Kansas, with their sons, Nolan (5/7/2018) and Cooper (1/5/2020)
- Graduated from Sequatchie County High School in Dunlap, Tenn. in 2013
- Named First Team All-State by the Tennessee Baseball Coaches Association after striking out 124 batters and posting a 1.09 ERA his senior year.
- Originally selected by the Texas Rangers in the 36th round of the June, 2013 First-Year Player Draft, but did not sign to play college baseball at Mississippi State University.
- Is the first student-athlete from his local area to play SEC baseball.
- Finished his career 11-8 with a 3.00 ERA and 151 strikeouts over 147.0 innings pitched.
- Named Team Captain and a semi-finalist for the Golden Spikes Award and Dick Howser Trophy in 2016. He was the first Bulldog to be a Golden Spikes semifinalist since Will Clark won the award in 1985.
- Led the Bulldogs in wins (9), innings pitched (113.0) and strikeouts (115) during his junior year and also led the SEC in innings.
- Named SEC Pitcher of the Week three times in 2016.
- Was 9-5 with a 2.55 ERA in 17 starts his junior year as the Friday Night starter in the rotation.
- Posted school-record streaks of 34.2 innings and 27.0 innings without an earned run during his junior (2016) season with the Bulldogs.
- Played summer ball for the San Luis Obispo Blues of the California Collegiate League in 2014



# ROB KAMINSKY

67

HEIGHT	WEIGHT	BATS/THROWS	BIRTH DATE	ML SERVICE
6-0	195	R/L	9/2/1994	0.000

**FULL NAME:** Robert Harris Kaminsky  
**BORN:** Englewood Cliffs, New Jersey  
**OPENING DAY AGE:** 25 (Turns 26 on September 2)  
**BECAME CARDINAL:** Signed as a minor league free agent, December 6, 2019  
**CONTRACT STATUS:** Signed through 2020

**PITCHER (NON-ROSTER)**



## COMPLETE RECORD

Year Team	W-L	ERA	G	GS	CG	GF	SHO	SV	IP	H	R	ER	HR	HBP	BB	IBB	SO	WP	BK	BA
2013 GCL Cardinals	0-3	3.68	8	5	0	1	0	0	22.0	23	14	9	1	1	9	0	28	2	1	.261
2014 Peoria	8-2	1.88	18	18	0	0	0	0	100.2	71	27	21	2	6	31	0	79	7	0	.194
2015 Palm Beach	6-5	2.09	17	17	0	0	0	0	94.2	82	29	22	0	4	28	0	79	6	0	.228
Lynchburg	0-1	3.72	2	2	0	0	0	0	9.2	13	6	4	0	0	5	0	4	1	0	.342
2016 Akron	11-7	3.28	25	25	0	0	0	0	137.0	122	54	50	7	8	48	0	92	10	0	.241
2017 Akron	0-1	9.00	1	1	0	0	0	0	5.0	6	5	5	0	0	2	0	1	0	0	.316
2018 Akron	1-1	3.08	23	0	0	8	0	4	26.1	22	12	9	2	0	18	2	22	4	0	.229
Lynchburg	0-0	0.00	2	0	0	0	0	0	2.0	1	0	0	0	0	1	0	1	0	0	.143
2019 Columbus	1-0	5.11	23	0	0	9	0	1	24.2	26	16	14	3	2	14	0	31	1	1	.265
Akron	2-1	2.30	19	0	0	4	0	1	31.1	22	11	8	2	1	8	1	30	5	2	.193
<b>MINOR TOTALS</b>	<b>29-21</b>	<b>2.82</b>	<b>138</b>	<b>68</b>	<b>0</b>	<b>22</b>	<b>0</b>	<b>6</b>	<b>453.1</b>	<b>388</b>	<b>174</b>	<b>142</b>	<b>17</b>	<b>22</b>	<b>164</b>	<b>3</b>	<b>367</b>	<b>36</b>	<b>4</b>	<b>.229</b>

## CAREER TRANSACTIONS

- Selected by the St. Louis Cardinals in the first round (28th overall) of the June 2013 First-Year Player Draft.
- Acquired by the Cleveland Indians from the St. Louis Cardinals in exchange for OF Brandon Moss, July 30, 2015.
- Signed by the St. Louis Cardinals as a minor league free agent, December 6, 2019.

## CAREER NOTES

- Former Cardinals first round pick in 2013 (28th overall) was a compensatory pick for free agent signee Kyle Lohse by the Milwaukee Brewers.
- Used as relief pitcher since the start of the 2018 season. Started 70 of his first 73 minor league games from 2013-17. Has made 65 relief appearances over his last two seasons.
- Had reconstructive left elbow surgery in 2017 causing him to miss all but one game of that season running his rehabilitation process into mid-June of 2018.
- Has only allowed 17 career home runs over 453.1 minor league innings covering 1,893 total batters faced.
- New Jersey High School Player of the Year in 2013, also an honor shared by current Major League All-Stars Mike Trout and Rick Porcello.
- Has a career record of 29-21 with a 2.82 ERA over 138 career appearances (68 starts).

**2019**

- Appeared in 42 games between Akron (AA) and Columbus (AAA) combining for a 3-1 record with a 3.54 ERA striking out 61 over 56.0 innings.
- Was 2-for-3 in save opportunities.
- Made 16 appearances of four outs or more with a season-high 3.0 scoreless IP vs. Harrisburg (5/21) while with Akron.
- Ran off a seven-game scoreless streak (6/19-7/7) covering 9.0 innings.
- Threw a season-high 44 pitches vs. Indianapolis (7/13).

**2018**

- Began his season on June 14 at Lynchburg (A) after concluding his left elbow rehabilitation at the Indians Spring Training complex in Goodyear, Ariz.
- Combined to go 1-1 with a 2.86 ERA in 25 appearances between Akron (AA) and Lynchburg.
- Promoted to Akron after two appearances in Lynchburg on June 20, and remained in Double-A the rest of the season.
- All 25 appearances came in relief, the first season in which he did not make a start in his minor league career.
- Did not allow a run over 12 consecutive innings (7/18-8/23) covering 14.0 innings.
- Was 3-0 with a 1.64 ERA for Glendale in 10 appearances in the Arizona Fall League fanning 13 batters over 11.0 innings. Named an Arizona Fall League All-Star.

**2017**

- Limited to one start in April due to injury at Akron (AA) and missed the rest of the season after reconstructive left elbow surgery.

**2016**

- Started a career-high 25 games for Akron (AA) going 11-7 with a 3.28 ERA, 5th-lowest mark in the Eastern League.
- Set career-highs in wins, innings (137.0) and strikeouts (92).
- Placed on the 7-day Injured List in May (lower back strain).
- Rated as the No. 9 prospect in the Indians organization by Baseball America.

**2015**

- Acquired from the St. Louis Cardinals on July 30 for OF Brandon Moss.
- Did not pitch after 8/13 due to a lower back injury.
- Entered the 2015 season ranked as the 88th overall prospect in all of MLB according to MLB.com.
- Was 6-5 with a 2.09 ERA over 17 starts for Palm Beach (A) at the time of the trade. Was leading the Florida State League in ERA and was tied for 8th in strikeouts (79).
- One of only two pitchers (393 total batters faced) in the minor leagues who did not give up a home run (min. 90 IP).

**AWARDS & HONORS**

**Arizona Fall League Rising Stars**  
2018: Glendale

**Cardinals Minor League Pitcher of the Month**  
2015: Peoria (A) - June

**Baseball America Low Class A All-Star**  
2014: Peoria (A)

**Midwest League Player of the Month**  
2014: Peoria (A) - June

**2014**

- Ranked among Cardinals minor league pitchers in wins (8, T9th) and WHIP (1.01, 8th).
- Made 10 starts of 6.0 innings or more (all quality).
- Named Cardinals Minor League Pitcher of the Month in June posting a 4-0 record with an 0.89 ERA over five starts covering 30.1 innings with 28 strikeouts and an 0.69 WHIP.
- Rated as the No. 5 prospect and having the "Best Curveball" in the Cardinals organization by *Baseball America*.

**2013**

- Rated as the No. 9 prospect and having the "Best Curveball" in the Cardinals organization by *Baseball America*.
- Did not allow a run in his first four professional appearances.

**BACKGROUND/PERSONAL**

- Graduated from St. Joseph's Regional High School in Montvale, N.J.
- Signed his letter of intent with the University of North Carolina out of high school.
- Named as the New Jersey High School Gatorade Player of the Year (joining Mike Trout and Rick Porcello as other Major League players with that honor) for 2013 and Rawlings First Team All-American for the Northeast Region.
- Was 10-0, 0.10 ERA with 118 strikeouts in 58 innings his senior season in high school leading St. Joseph's Regional to a 29-2 record and the finals of the New Jersey non-Public High School State Tournament.
- Batted .506 with 3 HR and 19 RBI as a two-way player.
- Boyhood hero was Sandy Koufax and his bar mitzvah was based on a baseball theme.
- Throws a football and shoots a basketball right-handed but throws a baseball left-handed.
- Resides in Englewood, New Jersey.





# KWANG HYUN KIM

33

(kwong yunn kim)

HEIGHT	WEIGHT	BATS/THROWS	BIRTH DATE	ML SERVICE
6-2	195	L/L	7/22/1988	0.000

FULL NAME: Kwang Hyun Kim

BORN: Seoul, South Korea

OPENING DAY AGE: 31 (Turns 32 on July 22)

BECAME CARDINAL: Signed as a free agent, December 17, 2019

CONTRACT STATUS: Signed through 2021

PITCHER



## COMPLETE RECORD

Year	Team	W-L	ERA	G	GS	CG	GF	SHO	SV	IP	H	R	ER	HR	HBP	BB	IBB	SO	WP	BK	BA
2007	SK Wyverns (KBO)	3-7	3.62	20	13	0	3	0	0	77.0	80	35	31	5	4	41	2	52	2	0	---
2008	SK Wyverns (KBO)	*16-4	2.39	27	27	1	1	1	0	162.0	127	50	43	9	2	63	1	**150	3	0	---
2009	SK Wyverns (KBO)	12-2	*2.80	21	21	1	1	0	0	138.1	121	46	43	14	4	53	1	112	8	0	---
2010	SK Wyverns (KBO)	*17-7	2.37	31	+30	2	2	1	0	*193.2	153	56	51	13	5	84	1	183	13	0	---
2011	SK Wyverns (KBO)	4-6	4.84	17	14	1	3	0	0	74.1	70	45	40	6	2	45	0	61	3	0	---
2012	SK Wyverns (KBO)	8-5	4.30	16	16	0	0	0	0	81.2	85	44	39	9	2	36	0	65	2	1	---
2013	SK Wyverns (KBO)	10-9	4.47	25	22	0	0	0	0	133.0	128	72	66	12	4	68	0	102	9	1	---
2014	SK Wyverns (KBO)	13-9	3.42	28	28	1	1	0	0	173.2	178	77	66	10	3	81	1	145	9	1	---
2015	SK Wyverns (KBO)	14-6	3.72	30	29	1	1	1	0	176.2	173	86	73	19	3	66	2	160	10	0	---
2016	SK Wyverns (KBO)	11-8	3.88	27	21	1	2	0	0	137.0	139	68	59	17	6	41	2	116	3	0	---
2017	SK Wyverns (KBO)	DID NOT PLAY -- INJURED																			
2018	SK Wyverns (KBO)	11-8	2.98	25	25	0	0	0	0	136.0	125	48	45	16	2	30	0	130	3	0	---
2019	SK Wyverns (KBO)	17-6	2.51	31	30	0	0	0	0	190.1	*198	64	53	13	2	38	1	180	8	0	---
KBO TOTALS		136-77	3.27	298	276	8	14	3	0	1673.2	1577	691	609	143	39	646	11	1456	73	3	---

\* Led League

\* Tied for League Lead

Note: Major League Uniform Numbers Worn: 33 (2020); Korean Baseball Numbers: 29 (2007-19)

## REGULAR SEASON FIELDING RECORD

Position	PCT	G	PO	A	E	TC	DP
Pitcher	.917	103	9	13	2	24	0

Note: Won KBO Golden Glove in 2008

## WORLD BASEBALL CLASSIC RECORD

Year	Team	W-L	ERA	G	GS	CG	GF	SHO	SV	IP	H	R	ER	HR	HBP	BB	IBB	SO	WP	BK	BA
2009	South Korea	0-1	21.60	4	1	0	0	0	0	3.1	10	9	8	1	0	2	0	5	0	0	.273

## REGULAR SEASON BATTING RECORD

Year Team	AVG	G	AB	R	H	2B	3B	HR	RBI	SH	SF	HBP	BB	IBB	SO	SB	CS	GDP	SLG	OBP	E
2019 SK Wyverns (KBO)	.000	31	0	0	0	0	0	0	0	0	0	0	0	0	0	0	0	0	.000	.000	0
<b>KBO TOTALS</b>	<b>.000</b>	<b>202</b>	<b>2</b>	<b>0</b>	<b>0</b>	<b>0</b>	<b>0</b>	<b>0</b>	<b>1</b>	<b>0</b>	<b>0</b>	<b>0</b>	<b>1</b>	<b>0</b>	<b>1</b>	<b>0</b>	<b>0</b>	<b>0</b>	<b>.000</b>	<b>.000</b>	<b>0</b>

### CAREER TRANSACTIONS

- Signed by SK Wyverns for the Korean Baseball Organization in 2007.
- On disabled list recovering from ulnar collateral ligament surgery for the entire 2017 season.
- Signed by the St. Louis Cardinals as a free agent, December 17, 2019.

### CAREER NOTES

- Enters the 2020 season as a rookie with the Cardinals after 13 professional seasons in the KBO (Korea Baseball Organization).
- Compiled career marks of 136-77 with a 3.27 ERA over 298 career appearances (276 starts) in the KBO.
- Four-time KBO League champion with the SK Wyverns (2007, 2008, 2010, 2018).
- Pitched for South Korea in the 2009 World Baseball Classic.
- Made 22 relief appearances over his career posting a season-high seven in his rookie season of 2007, and six in 2016, but has yet to record a professional save.
- Is the second player from South Korea to play for the Cardinals joining SeungHwan Oh (2016-17) and the 15th player all-time in Major League Baseball from South Korea.
- Missed the entire 2017 season recovering from Tommy John surgery.
- Named 2019 "Best Pitcher" in the KBO.
- Honored as the 2008 KBO Most Valuable Player.
- Won the 2008 Golden Glove Award.
- Led the KBO in wins twice (2008, 2010), ERA (2009), strikeouts (2008), win percentage (2008) and innings pitched (2010).
- Played for South Korea in the Premier 12 in 2019 and 2015, notching a first place finish in 2015 and a second place in 2019 qualifying for the 2020 Beijing Olympics.
- Posted double-digit win totals in nine different seasons and his last six straight (2013-16, 18-19) in which he played.

### 2019

- Named KBO Best Pitcher with the SK Wyverns posting a 17-6 record with a 2.51 ERA in 190.1 innings with 180 strikeouts.
- Led the KBO in quality starts (24) while ranking second in wins and strikeouts, third in ERA and innings pitched.
- Was a road warrior earning 13 of his 17 wins on the road going 13-1 with a 2.30 ERA in 16 appearances. Struck out exactly 90 batters both at home and on the road.
- Made 26 starts of 6.0 innings or more with 24 of those quality starts including a run of 16 straight quality starts from 5/15-8/25.
- Struck out a season-high 10 batters over 5.0 innings vs. Hanwha (5/9) and threw a season-high 8.0 innings vs. Kiwoom (8/8) allowing one unearned run.

### AWARDS & HONORS

**Korea Baseball Organization Best Pitcher**  
2019: SK Wyverns (KBO)

#### Korea (KBO) Series Champions

2018: SK Wyverns  
2010: SK Wyverns  
2008: SK Wyverns  
2007: SK Wyverns

#### Korea Baseball Organization MVP

2008: SK Wyverns (KBO)

**Incheon Asian Games Gold Medal Winner**  
2014: South Korea

#### Olympic Gold Medal Winner

2008: South Korea

#### U-18 Baseball World Cup Champions

2006: South Korea

#### U-18 Baseball World Cup MVP

2006: South Korea

- Went 8-1 over nine starts from 6/19-8/20 posting a 1.67 ERA over 59.1 innings and did not allow more than two earned runs in any start during the stretch.
- Made one relief appearance, tossing one-third of an inning vs. KT Wiz (9/15) allowing a run on two hits with a strikeout.
- Pitched for South Korea in the Premier 12 posting a 1-1 record with a 2.89 ERA in two starts, striking out 10 in 9.1 innings. Threw 6.0 scoreless innings of one-hit ball against Canada. Qualified South Korea for the 2020 Beijing Olympics with a second place finish.

### 2018

- Ranked 10th in the KBO with 11 wins.

### 2017

- Missed the entire season recovering from Tommy John surgery.

## 2016

- Led SK Wyvems with 11 wins, edging out teammate and current Arizona Diamondback Merrill Kelly.
- Made six relief appearances, his most since seven during his rookie season in 2007.

## 2015

- Ranked among KBO leaders in ERA (3.72, 7th), complete games (1, 6th), wins (14, 6th) and strikeouts (160, 7th).
- Pitched for South Korea and helped lead them to a first place in the Premier 12

## 2014

- Ranked among KBO leaders in wins (13, 4th) ERA (3.42, 2nd), innings pitched (173.2, 5th) and strikeouts (145, 5th).

## 2013

- Made 25 appearances with 22 starts, his most since 2010 when he started 30 games and helped SK Wyvems to a KBO Championship.
- Ranked 2nd on the team with 10 wins.

## 2012

- Appeared in 16 games, all starts, his lowest single-season total which did not include injury.
- Finished T2nd on the team with eight wins, earning a win in half his starts. Registered a decision in 13 of 16 starts.

## 2011

- Appeared in 17 games making 14 starts. His three relief appearances were his most since his rookie season when he made seven.
- Threw one complete game for the fourth straight season.

## 2010

- Helped SK Wyvems to their 3rd league championship over the last four years.
- Led the KBO in wins (17) and innings pitched (193.2) while ranking 2nd in ERA (2.37) and strikeouts (183) and 3rd in complete games (2) and shutouts (1).
- His 183 strikeouts, 193.2 innings pitched and two shutouts all marked career-highs.
- Ranked 2nd in the league with a career-high 13 wild pitches.

## 2009

- Led the KBO with a 2.80 ERA, his lone ERA title in his 13-year career in the league.
- Pitched for South Korea in the 2009 World Baseball Classic and was 0-1 with a 21.60 ERA in four appearances, making one start, a 14-2 mercy rule loss to Japan.

## 2008

- Named KBO Most Valuable Player and also was the recipient of the Golden Glove Award, leading the SK Wyvems to back-to-back league championships.
- Led the KBO in wins (16), strikeouts (150) and win percentage (.800). Ranked among the league leaders in ERA (2.39, 2nd) and innings pitched (162, 7th).
- Member of the 2008 South Korea team that qualified for the 2008 Summer Olympics in Beijing.

## 2007

- Helped the SK Wyvems to a KBO league championship in his first professional season as a 19-year old.
- Was a member of the South Korea team that posted a runner-up finish in the Asia Series.

## BACKGROUND/PERSONAL

- Attended Ansan Technical High School in Ansan, Gyeonggi-do, South Korea, and led his team to their first National Championship pitching four complete game wins in the tournament, earning MVP honors with an 0.96 ERA.
- Member of the South Korea U-18 World Cup Champions as a 16-year old in 2006 earning World Cup MVP honors.
- Kim and his wife, Sang Hee, reside in Incheon, South Korea, with their daughter, Minjoo, and son, Minjae.
- Kim's nickname is "KK".



# ANDREW KNIZNER

(KIZZ-ner)

7

HEIGHT	WEIGHT	BATS/THROWS	BIRTH DATE	ML SERVICE
6-1	225	R/R	2/3/1995	0.071

**FULL NAME:** Andrew Robert Knizner

**BORN:** Glen Allen, Virginia

**OPENING DAY AGE:** 25

**BECAME CARDINAL:** Selected in the seventh round (226th overall) of the June, 2016 First-Year Player Draft

**CONTRACT STATUS:** Signed through 2020

**MLB DEBUT:** June 2, 2019 vs. Chicago Cubs

CATCHER



KNIZNER

## COMPLETE RECORD

Year	Team	AVG	G	AB	R	H	2B	3B	HR	RBI	SH	SF	HBP	BB	IBB	SO	SB	CS	GDP	SLG	OBP	E
2016	Johnson City	.319	53	185	35	59	12	1	6	42	0	2	14	21	0	21	0	0	8	.492	.423	2
2017	Peoria	.279	44	179	18	50	10	1	8	29	0	0	3	9	1	22	1	1	6	.480	.325	0
	Springfield	.324	51	182	27	59	13	0	4	22	0	4	2	14	0	27	0	1	7	.462	.371	3
2018	Memphis	.315	17	54	3	17	5	0	0	4	1	0	2	4	0	8	0	0	3	.407	.383	1
	Springfield	.313	77	281	39	88	13	0	7	41	1	5	3	23	1	40	0	1	7	.434	.365	4
2019	Memphis	.276	66	246	41	68	10	0	12	34	0	2	8	24	1	37	2	0	6	.463	.357	5
	ST. LOUIS	.226	18	53	7	12	2	0	2	7	0	0	1	4	0	14	2	0	3	.377	.293	1
MINOR TOTALS		.303	308	1127	163	341	63	2	37	172	2	13	32	95	3	155	3	3	37	.461	.369	15
MAJOR TOTALS		.226	18	53	7	12	2	0	2	7	0	0	1	4	0	14	2	0	3	.377	.293	1

**Note:** Major League Uniform Numbers Worn: 7 (2019-present)

## REGULAR SEASON FIELDING RECORD

Position	PCT	G	PO	A	E	TC	DP	PB	CS	ATT	PCT	P-OFF
Catcher	.992	16	121	6	1	128	3	0	3	4	.750	0
First Base	1.000	1	3	0	0	3	0					

## CAREER NOTES

- Rookie catcher threw out 75% (3 CS/4 SB ATT) of attempting basestealers while with St. Louis and 42.3% (25-of-59) in Memphis in 2019. Led all Triple-A catchers in runners caught stealing (23) at time of his initial recall (May 31, 2019) while his overall season total of 25 runners caught stealing ended up leading the PCL.
- Has thrown out 37.9% (80-of-211) of attempted basestealers over four years of minor league baseball.
- Enters the 2020 season rated as the No. 8 prospect in the Cardinals organization by *Baseball America*.
- Rated as the Pacific Coast League's "Best Defensive Catcher" after the 2019 season by *Baseball America*.
- Sports a career .303 batting average over 308 minor league games.
- Has hit safely in 70.4% of games in which he's had an official at-bat in his four-year professional career (227-of-322), including while with St. Louis.
- 2019 Pacific Coast League Mid-Season All-Star.
- 2018 All-Star Futures Game participant on Team USA.
- High school infielder began his college baseball career at third base, but was converted to catcher his sophomore season at North Carolina State University.
- Was teammates with pitcher Carlos Rodón and shortstop Trea Turner while at North Carolina State University.

## 2019

- Rookie catcher played three stints with St. Louis during his Major League debut season. His first two promotions were due to Yadier Molina being placed on the 10-day I.L.
- Threw out 42.3% of attempted basestealers (25 CS-59 SB ATT) in Memphis. Led all Triple-A catchers in runners caught stealing (23) at time of his initial recall (May 31) while his overall season total of 25 runners caught stealing led the PCL at season's end.
- Made his Major League debut on June 2 vs. Chicago Cubs. Started at catcher and was 0-for-3, while catching 8.0 scoreless innings from Adam Wainwright before a run crossed in the 9th inning.
- After starting the season 0-for-10 with St. Louis, batted .279 (12-43) 2 HR & 7 RBI over his final 15 games. Hit safely in his last 10 starts of the season (.282, 11-39).
- Four of his 12 hits went for extra bases (2 doubles, 2 home runs).
- Doubled and scored his first MLB run and tallied his first MLB RBI at Cincinnati (7/19). Also threw out Yasiel Puig attempting to steal 2nd base.
- Hit first Major League home run at Pittsburgh (7/24) off Jordan Lyles while scoring a career-high two runs.
- Recorded his first career stolen base at Cincinnati (7/21).
- Entered as a pinch-runner at Pittsburgh (7/22), scored a run, then caught the 10th inning making a game-saving tag on Kevin Newman on an outfield assist from Jose Martínez in a come-from-behind 6-5 win.
- Played in only five September games, starting two, while making two pinch-hit appearances and one as a pinch-runner.

## 2019 SEASON & CAREER HIGHS

**Most Hits:** 2, 9/12 at Colorado  
**Most Runs:** 2, 7/24 at Pittsburgh  
**Most 2Bs:** 1, twice. Last: 7/19 at Cincinnati  
**Most HRs:** 1, twice. Last: 9/1[2] vs. Cincinnati  
**Most RBIs:** 2, twice. Last: 9/1[2] vs. Cincinnati  
**Most BBs:** 2, 7/24 at Pittsburgh  
**Most SBs:** 1, twice. Last: 8/4 at Oakland  
**Most HBP:** 1, 8/11 vs. Pittsburgh  
**Longest Hitting Streak:** 4 games 8/6-9/5

## AWARDS & HONORS

**Baseball America**  
**Best Defensive Catcher - Pacific Coast League**  
 2019: Memphis (AAA)

**Pacific Coast League Mid-Season All-Star**  
 2019: Memphis (AAA)

**Triple-A National Championship**  
 2018: Memphis (AAA)

**Pacific Coast League Championship**  
 2018: Memphis (AAA)

**All-Star Futures Game Selection - USA**  
 2018: Springfield (AA)

**Midwest League Mid-Season All-Star**  
 2017: Peoria (A)

**Arizona Fall League Rising Star**  
 2017: Surprise Saguaros

**Appalachian League Post-Season All-Star**  
 2016: Johnson City (R)

**Class AAA Virginia High School State Baseball Championship**  
 2013: Hanover High School

## CAREER MILESTONES

**Major League Debut**  
 June 2, 2019 vs. Chicago Cubs

**First Career Major League Hit**  
 July 17, 2019 vs. Pittsburgh  
 (2nd inning, double, off Chris Archer)

**First Career Major League Home Run**  
 July 24, 2019 at Pittsburgh  
 (2nd inning, 2-run, off Jordan Lyles)



- Posted his first career multi-hit game (2-for-5) with an RBI at Colorado (9/12), his last start of the 2019 regular season.
- Hit a two-run HR (#2) in his first game back after September call-up off the Reds Luis Castillo (9/1).
- Singled in his first career pinch-hit appearance vs. San Francisco (9/5); walked in a later plate appearance.
- Scored a run in four straight games vs. PIT (7/22-present); T-2nd longest streak by a Cardinals catcher vs. Pirates and longest since 1944.
- Played in 66 games at Memphis (AAA) batting .276 with 12 homers, 34 RBI & 41 runs scored, where he was selected as a late addition to the Triple-A All-Star Game for the PCL.
- Recalled on 7/12 from Memphis (AAA), his second stint in the Majors after being purchased on 5/31. Rejoined the Cardinals a third time as a September call-up.
- Entered the season rated as the No. 8 prospect in the Cardinals organization by *Baseball America*.
- Rated as the Pacific Coast League's "Best Defensive Catcher" after the season by the same publication.

## 2018

- Entered the season rated as the No. 10 prospect in the Cardinals organization by *Baseball America*.
- Began the season as a non-roster invitee to Major League Spring Training.
- Combined to play in 94 games between Springfield (AA) and Memphis (AAA) batting .313 with 7 HR, 45 RBI, 18 doubles and a .368 on-base percentage.
- Was selected to play in the MLB All-Star Futures Game in Washington D.C. for the USA Team. Entered the game defensively in top of the 6th at catcher & caught four innings, beginning with Cardinals teammate Dakota Hudson.
- Homered on Opening Day in Springfield (4/5).
- Ran off a 16-game hitting streak (7/21-8/18), T-6th longest in the Texas League, batting .387 (24-62) during the streak.
- Hit safely in 70-of-92 games during the regular season.
- Hit safely in 20 of last 22 games with an at-bat in Springfield (.353, 30-85) beginning stretch w/ four straight multi-hit games (7/21-26) and part of five straight scoring a run (7/20-26).
- Reached base safely in 20 straight games (7/13-8/18).
- Threw out 26.7% (20 CS/75 SB ATT) of attempted base stealers between Memphis and Springfield.
- Ranked 3rd among Texas League catchers in caught stealing percentage (29.0%).
- Smacked two home runs at Tulsa (7/23), one of his four games with a season-high 3 RBI during the season.
- Hit all seven of his home runs for Springfield off right-handed pitchers and he batted .318 (68-214) against RHPs.
- Matched his career-high four hits (4-4) vs. Arkansas (6/23).
- Placed on the 7-day IL with a left ear laceration (8/5-11).
- Played in seven games during the Pacific Coast League playoffs and batted .160 (4-25) with a double and three walks. Was 2-for-5 with a double in the Triple-A Championship game vs. Durham (9/18).
- Following the season, rated as the Texas League's No. 16 prospect by *Baseball America*.

## KNIZNER HITS PERCENTAGE PER GAME

Year	Team	G (w/AB)	Hit Safely	Pct.
2019	Memphis (AAA)	66	45	68.2
	St. Louis	17	11	64.7
		<b>83</b>	<b>56</b>	<b>67.5</b>
2018	Memphis (AAA)	16	12	75.0
	Springfield (AA)	76	58	76.3
		<b>92</b>	<b>70</b>	<b>76.1</b>
2017	Springfield (AA)	50	34	68.0
	Peoria (A)	44	32	72.7
		<b>94</b>	<b>66</b>	<b>70.2</b>
2016	Johnson City (R)	53	35	66.0
		<b>53</b>	<b>35</b>	<b>66.0</b>
<b>CAREER</b>		<b>322</b>	<b>227</b>	<b>70.4</b>

## 2017

- Began season as a non-roster invitee to Major League Spring Training a year after being drafted.
- Played in 95 games between Peoria (A) and Springfield (AA), batting .302 with 12 home runs and 51 RBI.
- Ranked among Cardinals minor league leaders in batting (.302, 7th), slugging (.471, 6th), and doubles (23, T-8th).
- Hit safely in 66-of-94 games with an official at-bat during the season.
- Named a Midwest League Mid-Season All-Star.
- Posted the 8th-longest hitting streak in the Midwest League at 15 games (4/28-5/19) batting .323 (20-62) and the 10th-longest hitting streak in the Texas League at 13 games (7/5-25) batting .469 (23-49). Reached base safely in 23 straight games for Springfield (7/5-8/8), T-10th longest streak in the league.
- Threw out 45.1% (23 CS/51 SB ATT) of attempted basestealers on the season, made only three errors.
- Played 17 games for Surprise in the Arizona Fall League and ranked 5th in the league in batting (.358), tied for 9th in home runs (3) and 8th in on-base percentage (.403) and slugging (.537).
- Missed hitting for the cycle by a home run on Opening Day at Burlington (4/7) tying his career-high with four hits (4-for-5) with a double and a triple.
- Was selected to play in the AFL Rising Stars game and caught three innings in reserve.
- Named Arizona Fall League Player of the Week (10/24) with performances which included a four-hit game and a two-homer game (10/21).

## 2016

- Played in 53 games starting 21 at catcher and 19 at first base in his first professional season at Johnson City (R).
- Committed two errors all season, both at first base.
- Named a Appalachian League Post-Season All-Star.
- Ranked among Appalachian League leaders in batting (.319, 7th), RBI (42, 4th), on-base percentage (.423, 5th), slugging (.492, 6th), OPS (.915, 4th) and toughest to strike out (10.57 TPA/K, 4th).
- Ranked among Cardinals minor league leaders in batting (.319, 7th), slugging (.492, 4th), on-base percentage (.423, 3rd) and OPS (.915, 3rd).
- Reached base safely in 14 straight road games (7/7-8/14) posting a .406 on-base percentage during the stretch.
- Hit his first professional home run in his second career game, a solo home run off Howie Brey at Greeneville (6/24).
- Posted his first multi-home run game at Bluefield (8/27) as part of a then career-best 4-for-4 with three runs scored.
- Knocked in a career-high 5 RBI at Elizabethton (8/16) to round out a 3-for-6 day with a home run in a 17-7 win.
- Batted .311 (23-74) with runners in scoring position and .339 (37-109) with runners on base.
- Threw out 46.2% (12 CS/26 SB ATT) of attempted base stealers while catching.

## BACKGROUND/PERSONAL

- His uncle, Matt, was a quarterback at Penn State and was on the 1986 National Championship Nittany Lion squad.
- Played High School Baseball at Hanover (VA) High School and helped his team to the 2013 Virginia AAA State Championship as an All-State Shortstop.
- Played football as a quarterback and punter.
- Played college baseball at North Carolina State University where he was a third baseman and catcher during his career.
- Ended his three-year career with the Wolfpack batting .312 with 15 HR and 119 RBI over 169 games.
- Batted .316 (6-19) with six RBI in the 2016 Raleigh NCAA Regional, falling to eventual NCAA Champion Coastal Carolina.
- Was a Louisville Slugger freshman All-American playing third base and moved to catcher, where he was second team All-Atlantic Coast Conference and preseason third team All-American as a junior.
- Was a CoSIDA Second Team Academic All-American.
- Played for the Wareham Gateman in the Cape Cod League over the 2014-15 seasons.
- Resides in Raleigh, North Carolina.

## 'PACK MENTALITY

Since the MLB Draft began 1965 through 2019 (when the most recent Wolfpack baseball alum made his MLB debut), 37 baseball players from North Carolina State University have been drafted in the 10th round or higher and 21 (57%) have played in a Major League Baseball game.

Player	Position(s)	Round	Year	MLB Team(s)
1. Andrew Knizer	C	7th	2016	Cardinals
2. Carlos Rodon	LHP	1st	2014	White Sox
3. Trea Turner	INF/OF	1st	2014	Nationals
4. Cory Mazzoni	RHP	2nd	2011	Padres/Cubs
5. Jake Buchanan	RHP	8th	2010	Astros/Reds/Cubs
6. Eric Surkamp	LHP	6th	2008	Giants/White Sox/Athletics/Dodgers
7. Andrew Brackman	RHP	1st	2007	Yankees
8. Aaron Bates	1B	3rd	2006	Red Sox
9. Joey Devine	RHP	1st	2005	Braves/Athletics
10. Colt Morton	C	3rd	2003	Padres
11. Corey Lee	LHP	1st	1996	Rangers
12. Jeff Hartsock	RHP	7th	1988	Cubs
13. Jim McNamara	C	5th	1986	Giants
14. Greg Briley	OF	1st	1986 (Sec.)	Mariners/Marlins
15. Doug Strange	3B/2B/OF	7th	1985	Tigers/Cubs/Rangers/Marlins/Expos/Pirates
16. Doug Davis	C/3B	9th	1984	Rangers/Angels
17. Tracy Woodson	3B/1B	3rd	1984	Dodgers/Cardinals
18. Dan Plesac	LHP	1st	1983	Brewers/Cubs/Pirates/Blue Jays/D-Backs/Phillies
19. Louie Meadows	OF	2nd	1982	Astros/Phillies
20. Tim Stoddard	RHP	2nd	1975 (Sec.)	White Sox/Orioles/Cubs/Padres/Yankees/Indians
21. Tommy Smith	OF	5th	1970	Indians/Marlins

\* Russell Wilson was drafted in the 4th round of the 2010 MLB Draft and opted to further his football career in the NFL as the quarterback of the Seattle Seahawks.



# EVAN KRUCZYNSKI

# 59

(krew-ZIN-skee)

HEIGHT	WEIGHT	BATS/THROWS	BIRTH DATE	ML SERVICE
6-4	205	L/L	3/31/1995	0.000

**FULL NAME:** Evan Jacob Kruczynski

**BORN:** Franklin, Wisconsin

**OPENING DAY AGE:** 24 (Turns 25 on March 31)

**BECAME CARDINAL:** Selected in the ninth round (274th overall) in the June, 2017 First-Year Player Draft

**CONTRACT STATUS:** Signed through 2020

**PITCHER (NON-ROSTER)**



## COMPLETE RECORD

Year	Team	W-L	ERA	G	GS	CG	GF	SHO	SV	IP	H	R	ER	HR	HBP	BB	IBB	SO	WP	BK	BA
2017	Peoria	4-3	3.41	14	13	0	0	0	0	68.2	70	27	26	7	6	15	0	55	4	1	.264
2018	Palm Beach	5-3	4.03	15	15	0	0	0	0	76.0	74	37	34	6	3	21	0	74	4	1	.249
	Springfield	2-3	2.50	6	6	0	0	0	0	39.2	27	11	11	1	1	10	0	33	2	0	.200
2019	Memphis	1-2	8.01	7	6	0	0	0	0	30.1	44	27	27	3	2	17	0	28	2	1	.346
	Springfield	3-8	5.60	21	20	0	0	0	0	117.1	123	77	73	18	1	50	1	118	11	1	.269
<b>MINOR TOTALS</b>		<b>15-19</b>	<b>4.64</b>	<b>63</b>	<b>60</b>	<b>0</b>	<b>0</b>	<b>0</b>	<b>0</b>	<b>332.0</b>	<b>338</b>	<b>179</b>	<b>171</b>	<b>35</b>	<b>13</b>	<b>113</b>	<b>1</b>	<b>308</b>	<b>23</b>	<b>4</b>	<b>.264</b>

## CAREER NOTES

- Selected as a Minor League Invite for Spring Training the last two seasons (2019-20).
- Has three double-digit strikeout games in his 60 career minor league starts, with a career-high of 11 vs. Arkansas on Aug. 10, 2019, part of consecutive double-digit strikeout games.
- Pitched for Surprise in the 2018 Arizona Fall League and was selected as an Arizona Fall League Rising Star.

## 2019

- Made 26 starts between Springfield (AA) and Memphis (AAA), combining for a 4-10 record and a 6.09 ERA over 147.2 innings with 146 strikeouts.
- Ranked among Cardinals minor league pitchers in strikeouts (146, 4th), games started (26, T4th), innings pitched (147.2, 4th), opponent BA (.269, 9th) and WHIP (1.47, 10th).
- Was promoted to Memphis and started on 5/18, but was optioned back to Springfield 6/28 where he would remain for the rest of the season.
- Made two relief appearances, by piggy-backing MLB rehab starts, first with Alex Reyes in Memphis (6/2) and for Austin Gomber in Springfield (8/26).

## AWARDS & HONORS

**Arizona Fall League Rising Star**  
2018: Surprise

**Texas League Pitcher of the Week**  
2018: Springfield (AA) - July 29-August 5

**Florida State League Mid-Season All-Star**  
2018: Palm Beach (A)

**Wisconsin State Summer Championship**  
2011: Franklin High School  
2010: Franklin High School

- Struck out double-digit batters in consecutive starts at Tulsa (8/5) with 10 K and vs. Arkansas (8/10) with a season-high 11 K.
- Made five starts of 7.0 innings with four coming in his final nine starts of the season.
- Surrendered a career-high 14 hits over 6.0 innings vs. San Antonio (5/28).

## 2018

- Was a combined 7-6 with a 3.50 ERA in 21 starts between Palm Beach (A) and Springfield (AA).
- Ranked among Cardinals minor leaguers in ERA (3.50, 10th), strikeouts (107, 10th) and opponent BA (.234, 8th).
- Named a Florida State League Mid-Season All-Star.
- Earned Texas League Pitcher of the Week (7/29-8/5) following two 7.0-inning performances allowing one run.
- Was selected to the Arizona Fall League Rising Stars game and pitched 2.0 scoreless innings allowing one hit.
- Struck out a then career-high 10 batters at Bradenton (5/11) over a season-high 7.2 innings.
- Threw four 7.0-inning starts upon his promotion to Springfield, allowing three earned runs (0.96 ERA).
- Pitched for Surprise in the Arizona Fall League. Was 2-2 with a 1.99 ERA over six starts. Struck out at least three batters in each start and allowed only one home run.
- Ranked 5th in the AFL in ERA (1.99), T-10th in innings pitched (22.2) and T-5th in games started (6).

## 2017

- Appeared in 14 games, starting 13 at Peoria (A) in his first professional season, joining the team two weeks after being drafted.
- Lone relief appearance was at Kane County (9/4) tossing 2.0 scoreless innings for a Hold on the final day of the season.
- Held his opposition to two runs or less in each of his last eight appearances (7 starts) of the season (2.02 ERA/40.0 IP) earning three wins along the way, two were quality starts.
- Pitched a season-high 7.0 innings vs. Kane County (8/25) and had four quality starts.

## BACKGROUND/PERSONAL

- Graduated from Franklin (WI) High School. Won six varsity letters, with four in baseball and two in basketball.
- Was the team captain of the basketball team his senior year and team captain of baseball his junior year.
- Helped lead Franklin High School to back-to-back Wisconsin State Summer Baseball Championships in 2010-11. Was team captain as a junior.
- Played college baseball at East Carolina University where he was First Team All-American Athletic Conference in 2016. Finished his college career with 17 pick-offs.
- Earned the first win in ECU history in a Super Regional game at Texas Tech (6/10/2016) in the Lubbock Super Regional.
- Resides in Greenfield, Wisconsin.





# MATTHEW LIBERATORE

66

(LIBB-er-uh-tore)

HEIGHT	WEIGHT	BATS/THROWS	BIRTH DATE	ML SERVICE
6-4	200	L/L	11/6/1999	0.000

FULL NAME: Matthew Joseph Liberatore

BORN: Peoria, Arizona

OPENING DAY AGE: 20

BECAME CARDINAL: Acquired from the Tampa Bay Rays with C Edgardo Rodriguez and Rays Comp. B draft pick in exchange for OF José Martínez, OF Randy Arozarena and Cardinals Comp. A draft pick.

CONTRACT STATUS: Signed through 2020

PITCHER (NON-ROSTER)



## COMPLETE RECORD

Year Team	W-L	ERA	G	GS	CG	GF	SHO	SV	IP	H	R	ER	HR	HBP	BB	IBB	SO	WP	BK	BA
2018 GCL Rays	1-2	0.98	8	8	0	0	0	0	27.2	16	7	3	0	3	11	0	32	1	0	.170
2018 Princeton	1-0	3.60	1	1	0	0	0	0	5.0	5	2	2	0	0	2	0	5	0	0	.294
2019 Bowling Green	6-2	3.10	16	15	1	0	0	0	78.1	70	33	27	2	4	31	0	76	6	3	.237
MINOR TOTALS	8-4	2.59	25	24	1	0	0	0	111.0	91	42	32	2	7	44	0	113	7	3	.224

## CAREER TRANSACTIONS

- Selected by the Tampa Bay Rays in the first round (16th overall) of the June 2018 First-Year Player Draft.
- Acquired by the St. Louis Cardinals from the Tampa Bay Rays along with catcher Edgardo Rodriguez and Rays Compensation draft pick B in exchange for OF José Martínez, OF Randy Arozarena and Cardinals Compensation draft pick A.

## CAREER NOTES

- Enters the 2020 season ranked by *Baseball America* as the No. 2 prospect in the Cardinals organization and No. 42 overall across Major League Baseball.
- Also rated as have the Cardinals "Best Curveball" entering 2020 by the same publication.
- Has allowed just two home runs over 111.0 career innings facing 459 total batters over his first two professional seasons. Has yet to allow a home run to a right-handed batter during his professional career.
- Has been a teammate since youth through the 2017 18U World Cup with his close friend, and Cardinals minor league third baseman, Nolan Gorman.
- Helped lead Team USA 18U to the Gold Medal at the 2017 World Cup firing 12 scoreless innings in the Gold Medal Game.
- Named Under Armour All-America Game MVP in 2017 while tossing three scoreless innings in relief.
- Has not allowed a run in two career minor league postseason appearances totaling 7.1 scoreless innings.
- 2018 Arizona High School Gatorade Player of the Year.

## 2019

- Made 16 appearances and 15 starts while at Bowling Green (A) in his first full professional season.
- Was placed on the 7-day minor league injured list with back tightness (8/6-8/20).
- Struck out a career-high 10 batters over 7.0 innings allowing an unearned run in a complete game effort vs. Great Lakes (6/28).
- Made one relief appearance vs. Lansing (8/5) allowing an unearned run with two strikeouts in 2.0 innings.
- Ran off a streak of 19.0 scoreless innings (6/9-21) including back-to-back scoreless starts vs. West Michigan (6/9) and at Lansing (6/15).
- Held the opposition to one earned run or less in 10 of 15 starts.
- Named Rays Minor League Pitcher of the Month for June, posting a 4-1 record and 0.55 ERA in the month over five starts fanning 33 batters in 33.0 innings. Tied for the Single-A lead with four wins in the month.



- Surrendered just two home runs the entire season, coming to left-hander Nick Ward vs. Beloit (7/11) and left-hander Miles Gordon at Dayton (7/30).
- Threw 3.0 scoreless innings in a relief appearance at South Bend (9/4), as Bowling Green fell to South Bend 2-1 in Game One of the Midwest League quarter-finals.
- Following the season, ranked as the Midwest League's No. 2 overall prospect by *Baseball America*.

## 2018

- Made nine starts in his first professional season with eight coming for the Gulf Coast League Rays before finishing the season with the Princeton Rays (R) of the Appalachian League.
- Named Rays Minor League Pitcher of the Month for August posting a 2-1 record with 0.79 ERA over five starts.
- Did not allow an earned run (3 UER) over his final five starts in the Gulf Coast League totaling 21.2 innings.
- Struck out a season-high eight batters over 5.0 scoreless innings vs. GCL Twins (8/20) in his final start in the Gulf Coast League.
- Was promoted to the Appalachian League and threw 5.0 innings allowing two runs on five hits for a win vs. Danville (8/26).
- Threw 4.1 scoreless innings in a no decision, as Princeton won vs. Bluefield (9/1) in Game 2 of the Appalachian League playoff semi-finals. Scattered five hits, walked two and struck out five.
- Following the season, ranked as the Gulf Coast League's No. 3 overall prospect by *Baseball America*.

## BACKGROUND/PERSONAL

- Graduated from Mountain Ridge High School in Glendale, Arizona.
- Had signed his letter of intent to the University of Arizona.
- Posted marks of 8-1 with an 0.93 ERA and 104 strikeouts in 60.1 innings during his senior year in 2017 (15.51 K/9 IP) earning Arizona Gatorade Player of the Year honors.
- Was a childhood teammate and friend of current Cardinals minor league infielder Nolan Gorman. Both played on the same World Cup team in 2017, winning the Gold Medal in Canada.
- Ranked by *Baseball America* as the No. 2 overall player in the 2018 draft.
- Originally selected by the Rays in the first round (16th overall) of the June, 2018 First-Year Player Draft, making him the highest drafted high school player in Rays franchise history.

## AWARDS & HONORS

### Rays Minor League Pitcher of the Month

2019: Bowling Green (A) - June  
2018: Princeton (R) - August

### Baseball American Rookie All-Star

2018: Princeton (R)

### Arizona HS State Runner-Up

2018: Mountain Ridge (6A)  
2016: Mountain Ridge (Division 1)

### Arizona HS Gatorade Player of the Year

2018: Mountain Ridge (6A)

### World Cup Gold Medal - 18U

2017: United States

### Under Armour All-America Game MVP

2017: American League

- Threw 12.0 scoreless innings against Korea to win the Gold Medal Game in the 18U World Cup Championship.
- Was a member of Mountain Ridge's two State Runner-Up teams in 2016 and 2018. Lost to close friend and current teammate Nolan Gorman and Sandra Day O'Connor HS in the 2018 championship, but did not pitch in the game.
- Helped lead Mountain Ridge to the Arizona Division 1 (now Class 6A) State Runner-Up in 2016 before they were defeated by Hamilton HS led by pitcher Cole Bellinger (brother of Cody Bellinger), which came out of the elimination bracket. Defeated O'Connor High School, led by Nolan Gorman, in the Opening Game.
- Grew up idolizing Hall of Fame pitcher Sandy Koufax.
- Resides in Punta Gorda, Florida.



# CARLOS MARTÍNEZ

# 18

HEIGHT	WEIGHT	BATS/THROWS	BIRTH DATE	ML SERVICE
6-0	200	R/R	9/21/1991	6.073

**FULL NAME:** Carlos Ernesto Martínez

**BORN:** Puerta Plata, Dominican Republic

**OPENING DAY AGE:** 28 (turns 29 September 21)

**BECAME CARDINAL:** Signed as an international free agent, April 20, 2010

**CONTRACT STATUS:** Signed through 2021, with club options for 2022 and 2023

**MLB DEBUT:** May 3, 2013 at Milwaukee

**PITCHER**



MARTÍNEZ, CARLOS

## COMPLETE RECORD

Year Team	W-L	ERA	G	GS	CG	GF	SHO	SV	IP	H	R	ER	HR	HBP	BB	IBB	SO	WP	BK	BA
2010 DSL Cardinals	3-2	*0.76	12	12	1	0	0	0	59.0	29	8	5	1	6	14	0	78	6	0	*.144
2011 Quad Cities	3-2	2.33	8	8	0	0	0	0	38.2	27	10	10	1	4	14	0	50	3	0	.196
Palm Beach	3-3	5.28	10	10	0	0	0	0	46.0	49	31	27	2	6	30	0	48	7	0	.269
2012 Palm Beach	2-2	3.00	7	7	0	0	0	0	33.0	29	12	11	0	6	10	0	34	1	0	.236
Springfield	4-3	2.90	15	14	0	0	0	0	71.1	62	27	23	6	6	22	0	58	1	2	.237
2013 Springfield	1-0	2.31	3	3	0	0	0	0	11.2	11	3	3	1	1	1	0	9	0	0	.239
Memphis	5-3	2.51	13	13	0	0	0	0	68.0	54	22	19	3	6	27	1	63	6	1	.213
ST. LOUIS	2-1	5.08	21	1	0	5	0	1	28.1	31	16	16	1	3	9	1	24	0	0	.282
2014 ST. LOUIS	2-4	4.03	57	7	0	13	0	1	89.1	90	41	40	4	4	36	8	84	8	1	.266
Memphis	1-0	0.00	2	2	0	0	0	0	10.1	6	0	0	0	0	0	1	0	7	0	.167
2015 ST. LOUIS	14-7	3.01	31	29	0	1	0	0	179.2	168	65	60	13	8	63	5	184	8	1	.250
2016 ST. LOUIS	16-9	3.04	31	31	0	0	0	0	195.1	169	68	66	15	11	70	1	174	8	0	.233
2017 ST. LOUIS	12-11	3.64	32	32	+2	0	*2	0	205.0	179	93	83	27	8	71	3	217	9	0	.232
2018 ST. LOUIS	8-6	3.11	33	18	0	9	0	5	118.2	100	48	41	5	11	60	4	117	5	0	.228
Springfield#	0-0	3.86	3	1	0	1	0	0	7.0	6	3	3	3	0	0	0	6	0	0	.222
2019 ST. LOUIS	4-2	3.17	48	0	0	38	0	24	48.1	39	18	17	2	3	18	1	53	2	0	.220
Peoria#	0-0	0.00	1	0	0	0	0	0	1.0	0	0	0	0	0	0	0	0	0	0	.000
Springfield#	0-0	4.50	1	0	0	0	0	0	2.0	4	1	1	0	1	0	0	0	0	0	.083
Memphis#	0-0	0.00	3	0	0	0	0	0	3.2	1	0	0	0	1	4	0	6	0	0	.500
MINOR TOTALS	22-15	2.61	78	70	1	1	0	0	351.2	277	117	102	17	37	123	1	359	24	3	.216
MAJOR TOTALS	58-40	3.36	253	118	2	66	2	31	864.2	776	349	323	67	48	327	23	853	40	2	.240

\*Led league

+Tied for League Lead

**Note:** Major League Uniform Numbers Worn: 62 (2013), 44 (2014), 18 (2015-present)

## DIVISION SERIES RECORD

Year Team	W-L	ERA	G	GS	CG	GF	SHO	SV	IP	H	R	ER	HR	HBP	BB	IBB	SO	WP	BK	BA
2013 STL vs. PIT	0-1	9.00	3	0	0	0	0	0	2.0	1	2	2	0	0	1	0	2	0	0	.167
2014 STL vs. LAD	0-0	6.75	1	0	0	0	0	0	1.1	0	1	1	0	0	1	0	1	0	0	.000
2019 STL vs. ATL	1-1	16.20	3	0	0	2	0	0	3.1	6	6	6	2	0	3	1	4	0	0	.375
D.S. TOTALS	1-2	12.15	7	0	0	2	0	0	6.2	7	9	9	2	0	5	1	7	0	0	.269

## LEAGUE CHAMPIONSHIP SERIES RECORD

Year	Team	W-L	ERA	G	GS	CG	GF	SHO	SV	IP	H	R	ER	HR	HBP	BB	IBB	SO	WP	BK	BA
2013	STL vs. LAD	0-0	0.00	4	0	0	0	0	0	4.2	1	0	0	0	0	1	0	4	0	0	.077
2014	STL vs. SF	0-0	0.00	3	0	0	0	0	0	2.2	3	0	0	0	0	3	0	1	0	0	.333
2019	STL vs. WSH	0-0	0.00	1	0	0	0	0	0	0.1	0	0	0	0	0	1	1	1	1	0	.000
L.C.S. TOTALS		0-0	0.00	8	0	0	0	0	0	7.2	4	0	0	0	0	5	1	6	1	0	.174

## WORLD SERIES RECORD

Year	Team	W-L	ERA	G	GS	CG	GF	SHO	SV	IP	H	R	ER	HR	HBP	BB	IBB	SO	WP	BK	BA
2013	STL vs. BOS	0-0	4.50	5	0	0	1	0	0	6.0	5	3	3	0	1	1	1	5	1	0	.217

## ALL-STAR GAME RECORD

Year	Team	W-L	ERA	G	GS	CG	GF	SHO	SV	IP	H	R	ER	HR	HBP	BB	IBB	SO	WP	BK	BA
2015	National	SELECTED -- DID NOT APPEAR																			
2017	National	0-0	0.00	1	0	0	0	0	0	2.0	1	0	0	0	0	1	0	4	0	0	.143
ALL-STAR TOTALS		0-0	0.00	1	0	0	0	0	0	2.0	1	0	0	0	0	1	0	4	0	0	.143

## WORLD BASEBALL CLASSIC RECORD

Year	Team	W-L	ERA	G	GS	CG	GF	SHO	SV	IP	H	R	ER	HR	HBP	BB	IBB	SO	WP	BK	BA
2017	Dominican Republic	1-1	1.13	2	2	0	0	0	0	8.0	6	3	1	0	1	3	0	8	0	1	.194

## REGULAR SEASON FIELDING RECORD

Position	PCT	G	PO	A	E	TC	DP
Pitcher	.932	253	84	107	14	205	16

Note: 2016: Led M.L. pitchers in putouts (25).

2017: Tied for N.L. lead among pitchers in errors (4).

## COMPLETE BATTING RECORD

Year	Team	AVG	G	AB	R	H	2B	3B	HR	RBI	SH	SF	HBP	BB	IBB	SO	SB	CS	GDP	SLG	OBP	E
2019	ST. LOUIS	.000	48	1	0	0	0	0	0	0	0	0	0	0	0	1	0	0	0	.000	.000	1
MAJOR TOTALS		.196	259	225	13	44	8	0	1	23	17	2	3	2	0	72	0	0	3	.244	.211	14

Home Runs: 5/2/18 vs. Chicago White Sox (Lucas Giolito)

### 2019 SEASON HIGHS

**Most IP:** 2.2, 6/30 at San Diego  
**Most Strikeouts:** 4, 6/30 at San Diego  
**Most Walks:** 2, three times. Last: 7/19 at Cincinnati  
**Most Runs Allowed:** 3, 9/19 at Chicago Cubs  
**Most Hits Allowed:** 3, five times. Last: 9/19 at Chicago Cubs  
**Longest Winning Streak:** 2 games, twice. Last: 8/9-9/1  
**Longest Losing Streak:** 2 games, 7/16-8/7  
**Longest Scoreless Streak:** 12.0 IP, 8/18-9/19

### CAREER HIGHS

**Most IP (Starter):** 9.0, three times. Last: 9/4/17 at San Diego  
**Most IP (Relief):** 4.0, 7/19/15 vs. New York Mets  
**Most Strikeouts (Starter):** 13, 8/29/16 at Milwaukee  
**Most Strikeouts (Relief):** 4, four times. Last: 6/30/19 at San Diego  
**Most Walks (Starter):** 8, 4/15/17 at New York Yankee  
**Most Walks (Relief):** 4, 7/19/15 vs. New York Mets  
**Most Runs Allowed (Starter):** 7, five times. Last: 6/21/18 at MIL  
**Most Runs Allowed (Relief):** 4, 9/17/13 at Colorado  
**Most Hits Allowed (Starter):** 10, four times. Last: 8/30/17 at Milwaukee  
**Most Hits Allowed (Relief):** 5, three times. Last: 7/19/15 vs. NY Mets  
**Longest Winning Streak:** 4 games, three times. Last: 8/17-9/9/16  
**Longest Losing Streak:** 5 games, 5/1-5/25/16  
**Longest Scoreless Streak:** 22.1 IP, 5/20-6/5/15  
**10+ Strikeout Games:** 10. Last: 4/15/18 at Cincinnati (11)  
**Last Start:** 7/30/18 vs. Colorado

### CAREER TRANSACTIONS

- Signed by St. Louis Cardinals as a non-drafted free-agent, April 20, 2010.
- On St. Louis injured list (right latissimus strain) May 9-June 4, 2018; included injury rehabilitation assignment to Springfield (AA).
- On St. Louis injured list (right oblique strain) July 20-29, 2018.
- On St. Louis injured list (right shoulder strain) July 31-August 20, 2018; included injury rehabilitation assignment to Springfield (AA).
- On St. Louis injured list (right shoulder cuff strain) March 25-May 16, 2019; included injury rehabilitation assignments to Peoria (A), Springfield (AA) and Memphis (AAA).

### CAREER NOTES

- Two-time National League All-Star. Selected in 2017 via player vote, and in 2015 via the Final Fan Vote.
- His 93 GIDP induced since 2015 leads all National League pitchers and ranks 5th in MLB pitchers.
- Ranks 2nd among active pitchers with a career 1.86 ERA in 26 games (13 starts) in Interleague match-ups (minimum 85.0 IP). Garrett Richards (1.52) ranks first.
- Has won 54 games over the past four seasons (2015-present), ranking 9th-most among National League pitchers.
- Of his 118 career starts, 76 have been 6.0 innings or more and 69 of those registered as quality starts.
- Enters 2020 ranked 13th in Cardinals history with 853 career strikeouts (864.2 IP), while his 8.88 strikeouts/ 9 IP is the highest in franchise history (min. 800 IP).
- Registered 608 strikeouts in his first 100 career starts, most among pitchers in Cards history (Lance Lynn had 581 in first 100 starts) (*Elias*).
- Is tied for the Major League record for appearances in a postseason by a rookie (12) in 2013 (Julian Tavarez, 1995 Cleveland Indians).
- Made five World Series relief outings in 2013, tied with Jason Motte (2011) and Octavio Dotel (2011) for most appearances by a Cardinals pitcher in a World Series.
- Has not allowed a run in eight League Championship Series relief appearances (7.2 IP), T3rd-most in MLB history for most appearances without allowing a run in the LCS behind current teammate Andrew Miller (10) and Kelvin Herrera (9).
- Pitched for the Dominican Republic in the 2017 World Baseball Classic.
- Recognized as having the "Best Fastball" in the National League by managers, coaches, scouts and executives in *Baseball America's* 2017 "Best Tools" survey.
- Signed a five-year contract through 2021 with club options for 2022 & 2023 on February 2, 2017.
- Switched uniform number from 44 to 18 in 2015 to honor his late friend and teammate Oscar Taveras.

### 2019

**NL Reliever Ranks:** Saves (24, 10th), Save pct. (88.9, 4th), opp. SLG (.288, 4th), OPS (.590, 9th), Ground ball pct. (58.1%, 8th), HR/9 IP (0.37, 2nd), GIDP/9 IP (1.14, 17th) Was the first season in his career in which he did not make a single start, appearing in 48 games all in relief.

### AWARDS & HONORS

#### National League All-Star

2015: St. Louis

2017: St. Louis

#### Cardinals Minor League Pitcher of the Month

2013: Memphis (AAA) - June

#### Texas League Championship

2012: Springfield (AA)

#### All-Star Futures Game Selection - World

2011: Palm Beach (High-A)

#### Dominican Summer League Mid-Season All-Star

2010: DSL Cardinals (R)

### CAREER MILESTONES

#### Major League Debut

May 3, 2013 at Milwaukee

#### First Major League Start

August 8, 2013 vs. Los Angeles Dodgers

#### First Major League Shutout

June 10, 2017 vs. Philadelphia

#### First Career Strikeout

May 5, 2013 at Milwaukee

(9th inning, Carlos Gomez, swinging)

#### 500th Career Strikeout

April 27, 2017 vs. Milwaukee

(3rd inning, Kevin Pillar, swinging)

#### First Major League Save

September 20, 2013 at Milwaukee

#### Hitting

#### First Major League Hit

June 27, 2014 at Los Angeles Dodgers

**MOST DOUBLE-DIGIT STRIKEOUT  
GAMES BY A CARDINAL - CAREER**

Rank		Games	Seasons
1.	Bob Gibson	74	1959-75
2.	Chris Carpenter	14	2004-12
3.	Steve Carlton	13	1965-71
4.	Matt Morris	10	1997-98, '2000-05
	Andy Benes	10	1996-97, 2000-02
	<b>Adam Wainwright</b>	<b>10</b>	<b>2005-10, '12-19</b>
	<b>Carlos Martínez</b>	<b>10</b>	<b>2013-19</b>
8.	Sam Jones	9	1957-58, '63
	Lance Lynn	9	2011-15, '17
	José DeLeón	9	1988-92
11.	<b>Jack Flaherty</b>	<b>8</b>	<b>2017-19</b>
	Todd Stottlemyre	8	1996-98
	Darryl Kile	8	2000-02
	Dizzy Dean	8	1930, '32-37

**MOST STRIKEOUTS ALL-TIME  
IN CARDINALS HISTORY**

Rank		Strikeouts	Seasons
1.	Bob Gibson	3,117	1959-75
2.	<b>Adam Wainwright</b>	<b>1,776</b>	<b>2005-19</b>
3.	Dizzy Dean	1,095	1930-37
4.	Chris Carpenter	1,085	2004-12
5.	Bob Forsch	1,079	1974-88
6.	Matt Morris	986	1997-2005
7.	Jesse Haines	979	1920-37
8.	Steve Carlton	951	1965-71
9.	Bill Doak	938	1913-29
10.	Lance Lynn	919	2011-17
11.	Larry Jackson	899	1955-62
12.	Harry Brecheen	857	1940-52
13.	<b>Carlos Martínez</b>	<b>853</b>	<b>2013-19</b>

**HIGHEST ALL-TIME STRIKEOUTS/9.0 IP  
RATIO IN NATIONAL LEAGUE HISTORY**

Rank		SO	IP	SO/9 IP
1.	Billy Wagner	1,174	889.1	11.88
2.	Max Scherzer	1,611	1,277.0	11.35
3.	Randy Johnson	2,330	1,866.1	11.24
4.	Stephen Strasburg	1,695	1,438.2	10.60
5.	Kerry Wood	1,470	1,279.0	10.34
6.	Jacob deGrom	1,255	1,101.2	10.25
7.	Clayton Kershaw	2,464	2,274.2	9.75
8.	Oliver Perez	1,324	1,272.1	9.37
9.	Trevor Hoffman	1,133	1,089.1	9.36
10.	Tim Lincecum	1,704	1,643.2	9.33
11.	Sandy Koufax	2,396	2,324.1	9.28
12.	Pedro Martínez	1,471	1,443.2	9.17
13.	Nolan Ryan	2,359	2,364.2	8.98
14.	Curt Schilling	2,500	2,516.2	8.94
15.	Patrick Corbin	1,135	1,147.2	8.90
16.	<b>Carlos Martínez</b>	<b>853</b>	<b>864.2</b>	<b>8.88</b>

*minimum 800.0 career innings pitched*

- Began the season on the 10-day Injured List (right shoulder cuff strain) and pitched in his first Major League game on 5/18 at TEX after five rehab appearances (6.2 IP) between Peoria (A), Springfield (AA) and Memphis (AAA).
- Led all Major League pitchers with 21 saves post All-Star Break, T6th-most by any Cardinals pitcher in club history.
- Ranked 10th in the National League with 24 saves after taking over the closer role on July 4.
- Did not allow a home run in the last 25 appearances (22.2 IP) of the season facing 90 total batters, last giving up a home run on 7/22 at PIT (J. Kang).
- Had a 9.87 K/9 IP, the highest rate of his Major League career.
- Was a perfect 8-for-8 in save opportunities in September and is a perfect 15-for-15 in his career in the month.
- Earned a save in three straight appearances 9/20-23, including his 28th birthday on 9/21 at CHI.
- Since his final blown save of the season on 8/7 was 13-for-13 in save attempts, allowing runs in only 2-of-21 appearances while the Cardinals were 20-1 in those games.
- Recorded six four-out saves (T3rd N.L.), most by a Cardinal since Ryan Franklin (7) in 2009.
- Pitched 4 consecutive days twice (9/18-21 & 8/31-9/3/19), earning 3 saves & Hold in the most recent stretch.
- His 58.1% ground ball pct. was the highest of his career with his 2016 season next highest at 57.7%.
- He pitched in 32 of 74 games following the All-Star break (2-2, 3.68 ERA, 21 saves, 29.1 IP, 34 K).
- The Cardinals were 42-6 (.875 win pct.) in games he pitched in 2019, including 35-3 (.921) over his last 38 games.
- Pitched on consecutive days 18 times this season including 12-for-12 in save opportunities with one Hold.
- Co-led the majors with nine saves (9-for-9) in month of July along with Kansas City's Ian Kennedy.
- His nine saves in July were most in a month in his career. Appeared in 12 games in July, his most in a month since career high of 14 in Sept. of 2014. Opponents batted .295 (13-44) in July, highest month since June 2018 (.312).
- Longest outing of the season was 2.2 scoreless innings at SD (6/30), with a season-high 41 pitches.

**2019 POSTSEASON:** Made four relief appearances in the postseason with three in the Division Series and one in the LCS...earned his first postseason win in Game 1 of the NLDS at ATL...took the loss in Game 3 of the NLDS allowing three runs in the 9th inning for a blown save...threw a scoreless appearance recording one out in Game 1 of the NLCS vs. WSH, extending his LCS scoreless streak to eight appearances.

**2018**

- Made 18 starts and 15 relief appearances over an injury-plagued season with St. Louis.
- Missed a total of 63 games with three stints on the disabled list: right lat strain (5/9-6/4), right oblique strain (7/20-7/29), and right shoulder strain (7/31-8/21). Prior to the 2018 season, he'd never been on the D.L.
- Ended 2018 season with exactly 800 career strikeouts, and moved into 13th place all-time in Cardinals history.



- Fanned Milwaukee's Keon Broxton (swinging) for his 800th strikeout (9/26).
- Limited the opposition to a career-low .228 average against (100-439).
- Limited opposition to a .187 average (25-134) with runners in scoring-position, 5th-lowest in the NL in 2018 and 6th-lowest all-time in Cardinals single-season history. In 2015, he limited the opposition to .181 with RISP, 3rd-best in franchise history.
- Allowed just five home runs in 118.2 innings pitched. His 0.38 HR/9 IP ratio was the lowest in Major League baseball among pitchers with at least 115.0 innings pitched, while his .314 opponent slugging percentage was the 4th-lowest among NL pitchers.
- Induced team-leading 14 ground ball double plays, T14th-most in the NL. His 87 GDP induced since 2015 rank 3rd in MLB behind Martin Perez (88) and Kyle Gibson (97).
- Had most success against the NL West, going 4-0 with a 1.46 ERA (4 ER/24.2 IP), one save, and 27 strikeouts in eight games (three starts). Since 2015, ranks 1st in win pct. (.789, 15-4), 6th in ERA (2.91), and 9th in wins vs. N.L. West.
- Issued team-leading 60 walks, T14th-most in the NL. Co-led (Tyler Chatwood-CHI) the NL with 21 walks in June. His career-high 4.55 walks/9 IP was the 2nd-highest rate in the NL behind Robbie Ray (5.09) (min. 110 innings pitched).
- Ranked T4th in MLB with 11 hit batsmen, matching his career high from 2016. Hit a batsman in a club-record seven consecutive games (9/26/17-4/26/18), T4th-longest in Major League Baseball history. Hit a career-high 3 batters vs. NYM (4/26), becoming the first Cardinal with 3 HBP in a game since Jake Westbrook (7/29/13 vs. PIT).
- Led all of MLB with an 0.54 ERA in the month of April, his lowest career ERA in a single month and lowest April ERA in Cardinals recorded history (since 1900; min. 30 IP).
- Logged a team-leading 18.0-scoreless IP streak (4/10-4/21), the 17th-longest in the NL.
- Pitched 8.1 scoreless innings of four-hit ball with 10 strikeouts at Milwaukee (4/4) for his 1st win of 2018 before being removed after 114 pitches in the 9th inning.
- Recorded a pair of double-digit strikeout games, fanning 10 at Milwaukee (4/4) and 11 at Cincinnati (4/15). His 10 career double-digit strikeout games rank T4th in Cardinals history (Gibson 74, Carpenter 14, Carlton 13).
- Missed 23 games while on 10-day D.L. (May 9-June 4) with a right lat strain. It was first time in his career he was on the disabled list. Was leading the NL with his 1.62 ERA at the time of going on the disabled list.
- Activated (6/5) and was 3-4 with a 5.32 ERA (45.2 IP/27 ER), 26 walks and 42 strikeouts in his next nine starts.
- Made his first start since coming off the D.L. (6/5) vs. MIA and managed to pitch 4.0 innings. Walked 5 in that game, but also fanned 5 & moved past Chris Carpenter (356) for 4th all-time in career strikeouts at Busch Stadium III with 359. Failed to work into the 5th inning (13 outs or more) for the first time since May 14, 2016, ending his streak of 65 consecutive starts having done so.
- Walked five or more batters in three straight starts (June 5-16), first time by a Cardinal since 2005 (Jason Marquis).
- Snapped three-game losing skid with his 50th career win (6/26) vs. Cleveland, becoming the 10th-youngest Cardinal to reach the 50-win milestone (since 1900).
- Came away with his second straight losing start in the second half opener at Chicago (7/19). Five of his six runs allowed came in the 5th inning as the Cubs overcame a 3-1 deficit. Placed on the 10-day DL the following day (7/20) with a right oblique strain.
- Activated from the DL (8/21) and appeared exclusively in relief to end the season.
- Was 2-0 with a 1.47 ERA (18.1 IP), five saves, and 19 strikeouts in 15 appearances, with a slash-line of .177/.297/.226.
- Twelve of his 15 appearances were scoreless. Pitched multiple frames five times.
- Retired his first batter faced in 12 of 15 outings, and stranded all six of his inherited runners.
- Converted all five saves in five opportunities in September, T6th-most in the NL during the month.
- Celebrated his 27th birthday (9/21) by notching his 4th save in four attempts, striking out a pair.

## CARDINALS ALL-TIME SINGLE-SEASON STRIKEOUT LEADERS

		Opening Day		Strikeout	Batters	Innings	
Rank		Season	Age	Strikeouts	Percentage	Faced	Pitched
1.	Bob Gibson	1970	34	274	22.6%	1,213	294.0
2.	Bob Gibson	1965	29	270	21.9%	1,233	299.0
3.	Bob Gibson	1969	33	269	21.2%	1,270	314.0
4.	Bob Gibson	1968	32	*268	23.1%	1,161	304.2
5.	Bob Gibson	1964	28	245	20.6%	1,191	287.1
6.	Jack Flaherty	2019	23	231	29.9%	772	196.1
7.	Bob Gibson	1966	30	225	20.1%	1,119	280.1
	Sam Jones	1958	32	*225	21.6%	1,041	250.0
9.	Adam Wainwright	2013	31	219	22.9%	956	241.2
10.	Carlos Martínez	2017	25	217	25.3%	858	205.0

(1892-2018)

\* Led National League

- Pitched 2.0 scoreless innings for the win in St. Louis' 5-4 walk-off victory over San Francisco (9/22), striking out three (38 pitches).
- Pitched on consecutive days five times in relief.
- Since 2012, is one of eight pitchers with 100 or more starts and 90 or more relief appearances: Hector Santiago, Bud Norris, Jorge De La Rosa, Travis Wood, Jordan Lyles and Trevor Cahill.
- Since 2016, ranks 4th among pitchers with 33 hits (Max Scherzer-40, Zack Greinke-39, Patrick Corbin-34) and T3rd with 21 RBI (Adam Wainwright is first with 30).
- Ranked T14th in hits (8) among pitchers in 2018. Five hits came over a seven-game stretch (6/10-7/13).
- Hit his first career home run (5/2) vs. the White Sox at Busch Stadium, a solo shot off Lucas Giolito.
- Was the first Major League player to homer with the name of Carlos Martínez since Jose Martínez's father, Carlos, homered off Derek Lilliquist at Boston (6/6/1995) while with the California Angels.

## 2017

- Established career-bests in starts (32), innings pitched (205.0), strikeouts (217) and opponent batting average (.232) in the first year of a five-year contract extension signed before the season.
- Selected to the 2017 National League All-Star team by player vote, the second of his career (2015, Final Fan Vote).
- Joined Dizzy Dean (1934) as the only two Cardinals with 4 strikeouts in an All-Star Game.
- Ranked among National League leaders in shutouts (2, 1st), batters faced (858, T1st), innings (2nd), strikeouts (4th), quality starts (20, T4th), starts (T5th), opponent batting average (8th), SO/9 IP (9.53, 9th), H/9 IP (7.86, 9th), WHIP (1.22, T10th), and ERA (3.64, 14th).
- Also ranked in the Top 10 among N.L. pitchers in opp. OBP (.302, 10th), baserunners/9 IP (11.33, 10th) and walks (71, T7th).
- His 217 strikeouts were the 9th-highest single-season total in Cardinals history and most by a Dominican-born pitcher in Cardinals history, besting Jose DeLeon's 208 in 1988.
- Became the 7th Cardinal to reach the 200 strikeout plateau, joining Bob Gibson (9 times), Adam Wainwright (3) Jose DeLeon (2), Chris Carpenter (1), Steve Carlton (1) and Sam Jones (1).
- Joined Steve Carlton (24 yrs in 1969) as the only Cardinals pitchers age 25 or younger to reach 200 strikeouts in a season.
- Sported five double-digit strikeout games (7th, N.L.) and has 8 in his career, T6th most among Cardinals pitchers since Division Play began.
- Led the league in shutouts (2) and pitched 9.0 scoreless innings on a league-leading three occasions (5/20 vs. SF, 6/10 vs. PHI & 9/4 at SD); 5/20 game went extra innings to negate chance at shutout.
- Led St. Louis (T3rd N.L.) with five starts of 8.0 or more IP (4-0, 0.63 ERA), 11 starts (T8th N.L.) of 7.0 or more IP (6-1, 1.26 ERA) and 23 starts of 6.0 or more IP (12-3, 2.60), with 20 quality starts.

- Compiled 12 straight starts (4-27-6/27) of at least 6.0 innings, tying himself with Lance Lynn for the 3rd-longest streak in the N.L.
- His 52.0 ground ball percentage ranked 3rd in the NL. Induced team-leading 21 GIDP (T8th) and was 10th in the NL in GIDP/9.0 (0.92).
- Excelled vs. right-handed batters, ranking 7th among National League pitchers in both opp. BA (.204, 81-398) and opp. OBP (.264) (both career bests). His opp. AVG was the 15th-lowest single-season mark all-time in Cardinals history, while his opp. OBP ranked 17th.
- Limited the opposition to .205 average against (33-161) w/ runners in scoring position, 4th-lowest in N.L. Had .178 mark (13-73) RISP w/2 outs.
- Yielded a career high 27 home runs, T9th-most (Lance Lynn) in the National League (28 combined in previous two seasons).
- Sported a 5.34 ERA (32.0 IP/19 ER) in the first inning of his starts; 11 of his 19 runs allowed in 1st inning came via home runs (6).
- Attempting base stealers were successful on 4 of 8 attempts while on the mound; his .500 pct. was T6th-best among qualified N.L. pitchers.
- Finished T1st among MLB pitchers in RBI (11, Wainwright), T2nd in doubles (3), 6th in hits (11) and T6th in runs (5). Since 2016, his 25 hits co-led all pitchers (Jake Arrieta), while his 17 RBI were T2nd behind Adam Wainwright (29).
- Committed four errors, tied for most among pitchers in the N.L. (three others).
- Was 1-1 with a 4.25 ERA (29.2 IP/14 ER) in five starts vs. division-winning Chicago (St. Louis was 4-1 in those starts and just 1-13 in 14 starts made by all other Cardinals).
- Made first career Opening Day start in 4-3 win vs. CHI (4/2), walking none while posting his 4th career double-digit strikeout game (10).
- Joined Bob Gibson as the only two Cards pitchers to throw 7.0 IP with at least 10 strikeouts on Opening Day. Was also the first in MLB since Felix Hernandez vs. LAA and Johnny Cueto vs. PIT (4/6/2015).
- Became the youngest Cardinal to start Opening Day since 24-year-old Joe Magrane in 1989 (also started 1988 and 1990 ODS). Was also the first Opening Day start by a Dominican-born Cardinals pitcher since Joaquin Andujar (4/9/85 at the New York Mets).
- Took a loss in 4/15 start at NY, allowing 3 R (2 ER) on 4 H while walking career-high 8 & striking out 11 in 5.1 IP (118 pitches). Two of the three runs scored on a wild pitch & his throwing error home.
- Joined "Wild" Bill Hallahan (1930, twice) as the only Cardinals pitchers in history to strike out 11 and walk 8 in a start. Was the 27th pitcher in MLB history to do so, and first since Randy Johnson (1993). He became the first pitcher in 60 years to record at least six strikeouts and six walks in the first two innings of a game (Elias).
- Fanned Blue Jays' Kevin Pillar (swinging) for his 500th career strikeout (4/27).
- Finished May 4-1 with a 2.03 ERA (44.1 IP/10 ER), 41 strikeouts and .170 opp. AVG...both his ERA and opp. AVG ranked 2nd in the N.L.

- Recorded stellar pitching performance in 5/20 outing vs. SF, hurling a career-high 9.0 shutout innings in a no-decision in St. Louis' 13-inning, 3-1 loss at Busch Stadium. Allowed a pair of singles, walked one and struck out five with 93 pitches (65 strikes).
- Became the first Cardinals starter since Matt Morris (5/2/2004 vs. CHI) to throw 9.0 scoreless innings and not earn a win (St. Louis was 7-0 when receiving 8.0 or more IP in his starts prior to outing.)
- Struck out eight or more batters in five straight starts (5/26-6/16); was the first Cardinals pitcher since Chris Carpenter (6/8-7/1/05) to do so.
- Allowed one run over 8.0 innings in his 4th win of the season, 2-1 vs. LAD (5/31). Allowed 4 hits, walked 3 and struck out 9 (106 pitches). Hurlled first career complete-game shutout in 7-0 win vs. PHI (6/10), striking out 11, walking one and allowing only four hits (107 pitches).
- Hurled N.L.-leading 2nd shutout of the season, a 2-0 win at SD on Labor Day (9/4). Allowed 3 singles and 3 walks while fanning 10 in 109 pitches (76 strikes)...did not permit a baserunner to reach 2nd.
- Allowed career-high-tying 7 runs in 5.1 IP in 8-2 loss at CHI (9/15). Exited with bases loaded and STL trailing 4-2 during a 7-run Cubs rally.
- Became the 22nd Cardinal in history to win a start on his birthday (9/21) in a 8-5 win at CIN. Scattered 9 hits for 4 runs in 6.1 IP with 6 strikeouts.
- Led the Cardinals staff with 174 strikeouts (13th in the N.L.) and 8.02 K/9.0 IP (14th N.L.)
- The Cardinals were 17-14 in his starts, including winning 10 of his final 15 outings to end the season.
- Ranked T4th among N.L. pitchers with a career-high 11 hit batsmen.
- Finished 5th among Major League pitchers with career-high 14 hits, 4th in average (.237) and T7th in RBI (6).
- Pitched at least 8.0 innings on four occasions, T7th among N.L. pitchers.
- Yielded one run or fewer in 13 outings, including five scoreless starts.
- Pitched extremely well on the road, boasting a 9-2 record in 15 starts (95.1 IP). Ranked 4th in the N.L. in road ERA (2.45) and win pct (.818) and T4th in wins (9).
- Had most success against the N.L. Central, going 8-5, 2.85 ERA (94.2 IP) in 15 starts. Was 3-0, 1.38 ERA and league-leading 33 strikeouts against Milwaukee (4 GS).
- Began season 4-0, becoming one of six MLB pitchers to win first four starts (Arrieta, Sale, Porcello, Zimmerman, Latos). His 1.93 ERA in four April starts was 7th-lowest in the N.L.
- Lost a career-high five straight starts from 5/1-5/25, logging a 6.84 ERA over 25.0 innings (19 ER), receiving just six runs of support while on the mound during those starts.
- Struck out 8 over 8.0 scoreless innings in 5/30 start, a 6-0 win at Milwaukee. It ended a career-high 5-game losing streak. Yielded 5 singles & induced season-best 3 double plays as no Brewer made it past 2nd base.
- Rebounded in June, going 2-0 with a 1.31 ERA (34.1 IP/ 5 ER) in five starts. Led N.L. pitchers in ERA, 2nd in the Majors to Tigers' Michael Fulmer (0.61).
- Hurled a career-high 8.1 frames in start at PIT (6/11), scattering six hits for one run (sacrifice fly) while fanning five, throwing a career high 122 pitches.
- Matched career high with 11 strikeouts in his 8-1 win over MIL on 7/9, his final start before the All-Star Break. Allowed one run in 5.0 innings, snapping a streak of seven quality starts. The Cardinals had lost his previous four starts (6/18-7/4) despite a 1.33 ERA (27.0 IP) over that span.
- Allowed 2 runs or fewer in eight of his final nine starts to end the season (6-2, 2.33 ERA, 58.0 IP, 62 K). Over that span (8/17-season's end), ranked T2nd in strikeouts (62) among N.L. pitchers, T3rd in wins, 3rd in ERA and innings, and 7th in strikeouts and OPP AVG (.236, 51-216). St. Louis was 7-2 in his last nine starts (both losses to Chicago).
- Struck out a career-high 13 over 6.0 IP in start at MIL on 8/29, a no-decision the Cards rallied to win 6-5. The 13 strikeouts tied Jaime Garcia for most by a Cardinals pitcher in 2016 and surpassed his career-best 11 earlier in the season (also Milwaukee).
- Became the 8th pitcher in franchise history to throw only 5.0 innings and earn a win at Coors Field (9/19), joining Joe Kelly, Jake Westbrook, Todd Wellemeyer, Larry Luebbers, Kent Mercker, Manny Aybar, and Mike Morgan.

## 2016

- Ranked T5th in the N.L. in wins (16), T6th in quality starts (20), 9th in ERA (3.04), 10th in innings pitched and 12th in average against (.233).
- Ranked 2nd among Major League pitchers with 33 double plays induced (Martin Perez, TEX, 36) and a 1.52 GDP/9 IP. Finished one GDP shy of the franchise record set by John Denny (34) in 1978.
- Finished 2nd in the N.L. with a 57.7 ground ball percentage, trailing teammate Jaime Garcia (57.9).
- Allowed only 15 home runs (4 HR vs. RHB in 334 AB) and ranked 4th among N.L. pitchers in HR/9 IP (0.69).
- Led the Cardinals with 14 starts of 7.0 innings or more (10-1, 1.67 ERA).
- Paced MLB pitchers with 25 putouts (Mike Leake was 2nd with 24).
- Ranked 9th among N.L. pitchers with a .207 opponent batting average vs. right-handed batters, while pacing the circuit in opponent slugging (.269) vs. right-handed batters. His .269 mark was the 6th-lowest mark in Cardinals single-season history.
- Led MLB pitchers with an 0.67 ERA (27.0 IP/ 2 ER) in Interleague games (four starts). His 0.67 ERA was the 6th-lowest single-season mark since Interleague play began.
- Allowed three runs or fewer in 24 starts, T7th-most in the National League.
- Limited the opposition to a .157 average (17-108) in the 1st inning of starts.

## 2015

- Opened the season on the Major League roster for a second-straight season and was part of the team's starting core, making 29 starts (31 games).
- Voted in by fans to the National League All-Star team as part of the Final Vote contest, his first All-Star selection, but did not appear in the game.
- Had his season end a week early when he had to leave the game on 9/25 vs. Milwaukee with right shoulder tightness after seven pitches and two batters...missed the rest of the season and postseason with a right shoulder strain.
- Among National League leaders, ranked 10th with his 3.01 ERA, T7th with 14 wins and T6th with a .667 winning pct.
- Led Cardinals pitchers with 184 strikeouts (13th NL) and 9.22 K's/9 IP (10th NL).
- Recorded 20 quality starts (T14th in the N.L.)...posted 11 straight from 5/20-7/25, 3rd to Jake Arrieta (20) and teammate John Lackey (12) for the longest streak during the 2015 season.
- The Cardinals were 22-7 in his 29 starts, winning the first five, losing two, then winning 17 of his final 22.
- Ranked 5th in the N.L. with a 55.1% ground ball percentage and was T12th in the N.L. with a then career-best 19 double plays (0.95 GDP/9 IP, 11th NL).
- Paced all N.L. pitchers with a 28.6% stolen base rate, allowing just 2 steals in 7 attempts.
- Went 4-2 with a 2.41 ERA (9th NL) in 10 day games (9 starts) and 10-5, 3.30 ERA in 21 games (20 starts) at night.
- Ranked 2nd among N.L. pitchers with .181 (29-160) opponent batting average with runners in scoring position.
- Joined Shelby Miller (101 in 2013) on 6/28 as the only Cardinals pitchers age 23 or younger to have recorded 100 or more strikeouts in the team's first 75 games when he fanned Chris Coghlan of the Chicago Cubs.
- Recorded a 2.55 ERA (144.2 IP/41 ER) from 5/15 to the end of the season, the 6th-lowest among MLB pitchers.
- Threw 15.8 pitches/inning, 15th most among N.L. qualifying pitchers (teammates Lance Lynn ranked 1st, 17.4 & Michael Wacha was 10th, 16.2).
- Made two relief appearances: Opening Day, 4/5 at CHI, where he earned a Hold with a scoreless 1.0 IP and 7/19 vs. NYM when he pitched 4.0 innings (innings 5-8) and took the 3-1 loss in his longest career relief app. (2R, 1ER).
- Blanked the Dodgers for 7.0 IP, allowing just one hit with 8 strikeouts, in an emotional 3-1 win on 5/31 at Busch Stadium as the team remembered the late Oscar Taveras on the one-year anniversary of his MLB debut.
- Was unscored upon in three starts and went 22.1 scoreless innings between his starts 5/20 (6.1 IP, 9-0 combined shutout at NYM), 5/25 vs. ARI (7.0 IP, 3-2 10 inning win), 5/31 vs. LAD (7.0 IP, 3-1 win) and first inning of 6/5 game at LAD (7.0 IP, 2-1 win).
- Struck out a then career high 11 in his 7.0 innings at Dodger Stadium (6/5).
- Threw just 84 pitches in 4-1 win vs. Chicago on ESPN Sunday Night Baseball (6/28) while enduring two rain delays totaling 2:29; allowed only 2 hits in 6.0 innings and struck out six.

- Faced off against former teammate Shelby Miller vs. ATL (7/25) and earned the win in a 1-0 game lasting just 2:13; pitched 8.0 innings allowing 6 hits, 1 walk and 6 strikeouts in the shutout - St. Louis had just 2 hits, but a single, walk, fly-out and sac fly in the 8th pushed a run across for the win.

## 2014

- Opened the season on the Major League roster for the first time and appeared in 57 games (seven starts).
- Was 0-3 with a 3.79 ERA in 50 relief appearances (57.0 IP), and 2-1 with a 4.45 ERA in seven starts (32.1 IP).
- Inherited 26 runners and allowed only three to score (11.5% IRS).
- Transitioned to the rotation to take the spot of Adam Wainwright (right elbow tendinitis) and made first start of the season (second career) (6/16) vs. NYM...Did not get a decision, allowing the Mets just two hits over 4.0 innings, and one unearned run in St. Louis' 6-2 win.
- Earned his first Major League win as a starting pitcher (3rd career), pitching a career high of 5.0 innings with five strikeouts while allowing three runs in a 5-3 win vs. Philadelphia (6/22) at Busch Stadium.
- Had two singles in his start at LAD (6/27) in St. Louis' 3-1 win, a game in which he collected the most hits.
- Tallied his first Major League RBI with a two-run single to left at SF (7/3), scoring Mark Ellis and Jon Jay.
- Optioned to Memphis (AAA) from 7/31-8/17, where he made two starts (10.1 IP).
- Recalled (8/17) and made 14 straight scoreless appearances from 8/22-9/23) before allowing a run at CHI (9/24), spanning 16.1 innings.
- Earned his only save of the season in the final game of the regular season at Arizona (9/28) in St. Louis' 1-0 win.

**2014 POSTSEASON:** Made four relief appearances, recording a 2.25 ERA over 4.0 innings...had scoreless outings in three of his four games...earned a Hold in Game 1 of the National League Division Series at Los Angeles, allowing one run in 1.1 innings, his only appearance in the Division Series and his longest outing of the postseason...appeared in three of five National League Championship Series games vs. San Francisco and did not allow a run (2.2 IP).

## 2013

- Pitched at three levels in 2013; Springfield (AA), Memphis (AAA) and St. Louis (MLB), beginning the season at Springfield.
- Had his contract purchased from Springfield (5/3/13) and made his Major League debut that night with a scoreless inning at Milwaukee.
- Struck out Brewers' Carlos Gomez (swinging) for his career MLB strikeout in 10-1 win at Miller Park (5/5).
- Made 21 appearances (one start) with the Cardinals and was recalled five times throughout the season.
- His one start was vs. LAD (8/8), taking the loss in 4.2 innings, allowing four runs - three on his final batter, a 3-run home run to A.J. Ellis- his only HR allowed in the Majors (28.1 IP).

- Held opponents to three earned runs or less in 20 of 21 starts (nine quality).
- Ranked third among Cardinals minor leaguers in ERA (2.93) and ERA and opponent batting average (.236).
- Was 1-0 with a 4.91 ERA in two postseason starts.
- Hurled 7.0 scoreless innings with seven strikeouts in Game 1 of the Texas League Championship vs. Frisco (9/11).
- Named the No. 3 prospect in the Cardinals organization (No. 38 overall) by *Baseball America* following the 2012 season. Also recognized as the Texas League's No. 6 prospect and as having the "Best Fastball" by the publication.
- In **2011**, started for Quad Cities (A) vs. Kane County in a game played at Busch Stadium in St. Louis (5/26/11), and allowed one run over 5.0 innings in a 3-2 loss.
- Named to World Team roster for the 2011 All-Star Futures Game at Arizona's Chase Field...struck out one during a perfect inning.
- Named ] No. 2 prospect in the Cardinals organization (No. 27 overall) by *Baseball America* following the 2011 season.
- Following the 2011 season, recognized as the "Best Pitching Prospect" in the Midwest League and the Florida State League's No. 6 prospect by *Baseball America*.
- **2010** Dominican Summer League Mid-Season All-Star.

- **2010 Dominican Summer League Mid-Season All-Star.**
- Led the Dominican Summer League with an 0.76 ERA (5 ER/59.0 IP), and was tops in lowest opponent BA (.144), strikeouts/9 IP (11.9) and WHIP (T1st, 0.71).
- Led all Cardinals minor league pitchers in ERA, opponent batting average and WHIP, while ranking in the Top 10 in strikeouts/9 IP (2nd, 11.89), strikeout-to-walk ratio (3rd, 5.57) and toughest to homer off (4th, 228-1).
- Recognized as the No. 3 prospect in the Cardinals organization by *Baseball America*.

## BACKGROUND/PERSONAL

- Previously known as Carlos Matias prior to 2011 season.
- Pitched for Auguilas in Dominican Winter League in 2014.
- Switched from uniform No. 44 to No. 18 prior to the 2015 season as tribute to his teammate and friend Oscar Taveras who was killed in an automobile accident in October of 2014.
- Married to Laura Rivas and has two children, Kevin and Kenny.
- Founded Tsunami Waves Foundation in 2015, a non-profit organization in which proceeds benefit underprivileged children in need in the St. Louis, Missouri and Dominican Republic communities.
- Signed a five-year contract through 2021 with club options for 2022 & 2023 on February 2, 2017.
- Resides in Puerto Plata, Dominican Republic.





# EVAN MENDOZA

84

HEIGHT	WEIGHT	BATS/THROWS	BIRTH DATE	ML SERVICE
6-2	205	R/R	6/28/1996	0.000

**FULL NAME:** Evan Manuel Mendoza

**BORN:** Sarasota, Florida

**OPENING DAY AGE:** 23 (Turns 24 on June 28)

**BECAME CARDINAL:** Selected in the 11th round (334th overall) of the June, 2017 First-Year Player Draft

**CONTRACT STATUS:** Signed through 2020

**INFILDER (NON-ROSTER)**



## COMPLETE RECORD

Year	Team	AVG	G	AB	R	H	2B	3B	HR	RBI	SH	SF	HBP	BB	IBB	SO	SB	CS	GDP	SLG	OBP	E
2017	Peoria	.270	18	74	9	20	6	1	1	8	0	1	0	2	1	15	2	0	2	.419	.286	5
	State College	.370	41	162	34	60	14	3	3	28	1	1	2	16	0	33	1	2	4	.549	.431	4
2018	Springfield	.254	98	366	36	93	12	2	5	26	2	1	3	30	1	77	1	1	8	.339	.315	10
	Palm Beach	.349	37	149	22	52	7	0	3	16	2	0	2	9	0	27	1	0	4	.456	.394	5
2019	Memphis	.313	6	16	3	5	1	0	0	1	0	0	0	3	0	2	0	0	0	.375	.421	2
	Springfield	.248	54	206	20	51	8	1	1	20	0	2	0	14	0	44	5	1	5	.311	.293	3
<b>MINOR TOTALS</b>		<b>.289</b>	<b>254</b>	<b>973</b>	<b>124</b>	<b>281</b>	<b>48</b>	<b>7</b>	<b>13</b>	<b>99</b>	<b>5</b>	<b>5</b>	<b>7</b>	<b>74</b>	<b>2</b>	<b>198</b>	<b>10</b>	<b>4</b>	<b>23</b>	<b>.393</b>	<b>.342</b>	<b>29</b>

## CAREER NOTES

- Is returning from a broken right arm injury suffered mid-season in Memphis (AAA) in 2019.
- Participated in early workouts and seminars as part of the Cardinals two-week Instructional Camp in January 2020.
- Appeared in 15 games during 2019 Major League Spring Training.
- Has been named to two Minor League All-Star teams (2017 New York-Penn League & 2018 Florida State League) but was promoted prior to playing in either.

## 2019

- Played in 60 games between Springfield (AA) and Memphis (AAA) due to an injury suffered on June 14 in Memphis that sidelined him for the remainder of the season. Combined to bat .252 with 1 HR, 21 RBI.
- Crashed into the side wall at AutoZone Park in pursuit of a foul ball while playing third base vs. Salt Lake (6/14), breaking his right arm.
- Hit his lone home run vs. Amarillo (4/23), one day after collecting a season high 4 RBI vs. Amarillo (4/22).
- Had 10 multi-hit games, with a season-high three vs. Amarillo (4/22).

## AWARDS & HONORS

**Florida State League Mid-Season All-Star**  
2018: Palm Beach (A)

**New York-Penn League Mid-Season All-Star**  
2017: State College (A)

**Cardinals Minor League Player of the Month**  
2018: Palm Beach (A) - May

**New York-Penn League Player of the Week**  
2017: State College (A) - July 31- Aug. 6  
2017: State College (A) - July 24-30

**Baseball America Short-Season All-Star**  
2017: State College (A)

- Pulled off two nine-game hitting streaks (4/27-5/7 & 5/11-5/19) sandwiched between a hitless game (5/9), hitting safely in 18-of-19 games
- Appeared in 15 games in Major League camp during Spring Training as Paul Goldschmidt's backup at first base after an injury to Rangel Ravelo early in camp.

**2018**

- Combined to bat .282 with career-highs of 8 HR and 42 RBI in 135 games with Palm Beach (A) and Springfield (AA).
- Led all Cardinals minor league players appearing in 135 games and ranked 3rd with a career-high 145 hits.
- Named a Florida State League All-Star, but did not play in the game due to a promotion to Springfield (AA).
- Honored as Cardinals Minor League Player of the Month for May after batting .369 (38-103) with 2 HR and 10 RBI in 28 games while playing at the High-A and Double-A levels.
- Smacked a pair of home runs at Bradenton (5/10) going 3-for-5 with three RBI and two runs.
- Tied his career-high with a four-hit game at Clearwater (5/15) going 4-for-4 with a double and three runs scored.

**2017**

- Played in 59 games in his first pro season appearing in 41 at State College (A) before being promoted to Peoria (A).
- Was named a New York-Penn League mid-season All-Star, but did not play due his promotion to Peoria (A).
- Named a *Baseball America* Short-Season All-Star.
- Honored as a New York-Penn League Player of the Week in consecutive weeks (7/30 & 8/6). Batted .542 (13-28) with five doubles, a triple and five RBI (7/24-30); and .407 (11-27) with two doubles, a triple, two home runs, six RBI and seven runs (8/1-6).
- Led Cardinals minor leaguers in batting (.339) and OPS (.896); while ranking among leaders in on-base pct. (.388, 7th), slugging (.508, 2nd) and triples (4, T8th).
- Posted a career-best two four-hit games (at Batavia 7/27 & at Kane County 9/4), going 4-for-5 with two doubles in each.
- Batted .407 (22-54) with runners in scoring position.
- Hit safely in 13 straight road games (7/18-end of season), T2nd-longest in the NY-Penn League (.491, 26-53).
- Batted .333 (4-12) with three runs, a double and an RBI in the Midwest League playoffs.

**BACKGROUND/PERSONAL**

- Graduated from Sarasota High School, the same high school that produced current Major League players Ian Desmond, Scooter Gennett and Erik Skoglund.
- Played college baseball at North Carolina State University where he was a teammate of current Cardinals catcher Andrew Knizner.
- Led the 2016 Wolfpack in batting (.362) and posted the 3rd-longest hitting streak in school history at 23 games, three games shy of tying the school record.
- Resides in Sarasota, Florida.



# MILES MIKOLAS

(MY-koh-lahs)

39

HEIGHT	WEIGHT	BATS/THROWS	BIRTH DATE	ML SERVICE
6-4	230	R/R	8/23/1988	3.037

**FULL NAME:** Miles Tice Mikolas

**BORN:** Jupiter, Florida

**OPENING DAY AGE:** 31 (Turns 32 on August 23)

**BECAME CARDINAL:** Signed as a free agent, December 5, 2017

**CONTRACT STATUS:** Signed through 2023

**MLB DEBUT:** May 5, 2012 vs. Miami

PITCHER



## COMPLETE RECORD

Year Team	W-L	ERA	G	GS	CG	GF	SHO	SV	IP	H	R	ER	HR	HBP	BB	IBB	SO	WP	BK	BA
2009 Eugene	1-8	5.94	15	11	0	0	0	0	53.0	77	47	35	1	5	9	0	39	3	0	.332
2010 Fort Wayne	6-3	2.20	*60	0	0	30	0	13	81.2	76	27	20	3	0	15	2	78	6	0	.240
2011 Lake Elsinore	3-0	1.13	34	0	0	30	0	12	39.2	31	5	5	1	3	9	2	42	0	0	.214
San Antonio	1-0	1.67	28	0	0	20	0	9	32.1	29	6	6	0	0	6	0	27	1	0	.240
2012 San Antonio	1-1	2.92	12	0	0	10	0	4	12.1	16	6	4	0	0	3	0	11	1	0	.320
Tucson	2-1	3.20	17	0	0	6	0	0	19.2	20	8	7	1	0	8	0	17	1	0	.260
San Diego	2-1	3.62	25	0	0	0	0	0	32.1	32	15	13	4	2	15	0	23	2	0	.256
2013 San Diego	0-0	0.00	2	0	0	1	0	0	1.2	0	0	0	0	1	1	0	1	0	0	.000
Tucson	4-2	3.25	54	0	0	50	0	26	61.0	62	25	22	6	0	17	1	40	3	1	.265
2014 Round Rock	5-1	3.22	16	6	0	7	0	2	44.2	53	20	16	3	0	3	0	38	2	1	.283
Texas	2-5	6.44	10	10	0	0	0	0	57.1	64	43	41	8	4	18	2	38	0	1	.278
2015 Yomiuri (Japan)	13-3	1.92	21	21	4	0	2	0	145.0	107	34	31	8	1	23	0	107	3	1	---
2016 Yomiuri (Japan)	4-2	2.45	14	14	1	0	0	0	91.2	84	35	25	10	4	23	0	84	0	0	---
2017 Yomiuri (Japan)	14-8	2.25	27	*27	0	0	0	0	*188.0	162	53	47	10	*11	23	0	*187	4	1	---
2018 ST. LOUIS	+18-4	2.83	32	32	1	0	+1	0	200.2	*186	70	63	16	7	29	4	146	2	1	.245
2019 ST. LOUIS	9-14+	4.16	32	32	1	0	1	0	184.0	193	90	85	27	12	32	1	144	5	2	.272
JAPAN TOTALS	31-13	2.18	62	62	5	0	2	0	424.2	353	122	103	28	16	69	0	378	7	2	---
MINOR TOTALS	23-16	3.01	236	17	0	153	0	66	344.1	364	144	115	15	8	70	5	292	17	2	.267
MAJOR TOTALS	31-24	3.82	101	74	2	10	2	0	476.0	475	218	202	55	26	95	7	352	9	4	.260

\* Led League

+Tied for League Lead

**Note:** Major League Uniform Numbers Worn: 39 (2012-13, '18-present), 36 (2014),

## DIVISION SERIES RECORD

Year Team	W-L	ERA	G	GS	CG	GF	SHO	SV	IP	H	R	ER	HR	HBP	BB	IBB	SO	WP	BK	BA
2019 STL vs. ATL	1-0	1.50	2	1	0	0	0	0	6.0	3	1	1	0	0	2	0	2	0	0	.143

## LEAGUE CHAMPIONSHIP SERIES RECORD

Year Team	W-L	ERA	G	GS	CG	GF	SHO	SV	IP	H	R	ER	HR	HBP	BB	IBB	SO	WP	BK	BA
2019 STL vs. WSH	0-1	1.50	1	1	0	0	0	0	6.0	7	1	1	0	0	2	1	7	0	0	.280

## REGULAR SEASON FIELDING RECORD

Position	PCT	G	PO	A	E	TC	DP
Pitcher	.957	101	38	72	5	115	6

**Note:** 2019: Tied for 1st among MLB pitchers in fielding pct. (1.000)

## REGULAR SEASON BATTING RECORD

Year Team	AVG	G	AB	R	H	2B	3B	HR	RBI	SH	SF	HBP	BB	IBB	SO	SB	CS	GDP	SLG	OBP	E
2019 ST. LOUIS	.136	32	59	1	8	1	0	0	2	3	0	0	0	0	27	0	0	0	.153	.136	0
JAPAN TOTALS	.110	62	145	10	16	5	0	2	8	10	0	0	2	0	76	0	1	2	.186	.122	0
MAJOR TOTALS	.135	101	126	5	17	2	0	2	8	9	1	0	2	0	61	0	0	0	.198	.147	5

**Home Runs:** 4/2/18 at Milwaukee (1st Major League Hit) • 8/24/18 at Colorado

## CAREER TRANSACTIONS

- Selected by the San Diego Padres in the seventh round (204th overall) of the 2009 June, First-Year Player Draft.
- Acquired by the Pittsburgh Pirates along with INF Jaff Decker from the San Diego Padres in exchange for OF Alex Dickerson, November 25, 2013.
- Acquired by the Texas Rangers from the Pittsburgh Pirates in exchange for INF Chris McGuiness, December 30, 2013.
- Signed by the Yomiuri Giants of the Japanese Central League, November 25, 2014.
- Signed by the St. Louis Cardinals as a free agent, December 5, 2017.
- On St. Louis paternity list, July 18-20, 2018.

## 2019 SEASON HIGHS

**Most IP:** 9.0, 7/15 vs. Pittsburgh  
**Low-Hit Complete Game:** 8, 7/15 vs. Pittsburgh  
**Most Strikeouts:** 10, 8/27 at Milwaukee  
**Most Walks:** 4, 9/6 at Pittsburgh  
**Most Runs Allowed:** 7, 5/17 at Texas  
**Most Hits Allowed:** 9, 5/17 at Texas  
**Most HRs Allowed:** 3, twice. Last: 4/26 vs. Cincinnati  
**Longest Winning Streak:** 2 games, 3x. Last: 8/27-9/12.  
**Longest Losing Streak:** 5 games, 5/11-6/12  
**Longest Scoreless Streak:** 15.0, 7/15-7/20

## CAREER HIGHS

**Most IP (Starter):** 9.0, twice. Last: 7/15/19 vs. Pittsburgh  
**Most IP (Relief):** 2.2, twice. Last: 9/8/12 vs. Arizona  
**Most Strikeouts (Starter):** 10, 8/27/19 at Milwaukee  
**Most Strikeouts (Relief):** 3, twice. Last: 9/8/12 vs. Arizona  
**Most Walks (Starter):** 4, 3x. Last: 9/6/19 at Pittsburgh  
**Most Walks (Relief):** 2, four times. Last: 8/15/12 at Atlanta  
**Most Runs Allowed (Starter):** 10, 8/13/14 vs. Tampa Bay  
**Most Runs Allowed (Relief):** 4, 9/1/12 at Colorado  
**Most Hits Allowed (Starter):** 12, 3x. Last: 9/5/18 at Washington  
**Most Hits Allowed (Relief):** 4, twice. Last: 9/8/12 vs. Arizona  
**Most HRs Allowed:** 3, 4x. Last: 4/26/19 vs. Cincinnati  
**Longest Winning Streak:** 6 games, 4/2-5/21/18  
**Longest Losing Streak:** 5 games, 5/11-6/12/19  
**Longest Scoreless Streak:** 15.0, 7/15-7/20/19  
**Complete Games:** 2, twice. Last: 7/15/19 vs. Pittsburgh  
**Low-Hit Complete Game:** 4, 5/21/18 vs. Kansas City  
**Shutouts:** 2, twice. Last: 7/15/19 vs. Pittsburgh  
**10+ Strikeout Games:** 1. 10, 8/27/19 at Milwaukee  
**Last Relief Appearance:** 7/31/13 vs. Cincinnati

## CAREER NOTES

- Selected by MLB to represent the Cardinals on the 2018 National League All-Star team in Washington D.C., his first career MLB All-Star nod. Missed game to return home to Jupiter, Fla., with his wife Lauren, as they welcomed twin daughter (Madelyn) and son (Miles) on July 16, 2018.
- Finished 6th in the 2018 NL Cy Young Award voting.
- Is lifetime 13-10 with a 2.56 ERA (200.2 IP) at Busch Stadium. His 2.56 ERA ranks as the 4th-lowest in Busch Stadium III history (minimum 75.0 innings).
- Was 1st Cardinal pitcher and only the sixth NL pitcher (last Orel Hershiser in 1988-89) to lead the league in wins one season and losses the next. (Elias).
- 2018 Darryl Kile Award recipient, voted on by his teammates.
- Pitched three seasons in the Japanese Central League (2015-17) and was a combined 31-13 with 2.25 ERA in 62 starts for the Yomiuri Giants.
- Signed a four-year contract extension through 2023 on February 26, 2019.

### Since Signing with St. Louis (2018-present)

- The Cardinals sport a 41-23 record (.641 win pct.) in his 64 total starts. Over that timespan, those 41 team wins are tied with Jon Lester (41-22 Cubs record) for most by any National League starting pitcher.
- Ranks among NL leaders in wins (27, 5th), starts (64, T3rd), innings pitched (384.2, 5th), quality starts (37, 7th), complete games (2, T3rd), shutouts (2, T1st), and opp. ground into double plays (41, 1st).
- Has walked just 61 batters in 64 starts (384.2 innings) for a 1.43 BB/9 IP. Only Hyun-Jin Ryu (1.32) sports a lower walk/9 IP ratio over that time span. Led the National League in 2018 (1.30) and finished behind only Ryu (1.23) in 2019 at 1.57.
- Leads all National League starting pitchers in most starts while issuing zero walks (22), one walk or fewer (49), and two walks or fewer (62).
- Only Mikolas (61 walks, 64 starts), Mike Leake (61 walks, 63 starts) and Hyun-Jin Ryu (39 walks, 44 starts) are the only MLB pitchers to issue fewer walks than starts (minimum 30 starts).

### 2018

- Mikolas (29 walks, 32 starts) and Nathan Eovaldi (20 walks, 21 starts,) were the only MLB pitchers to issue fewer walks than starts in 2018 (minimum 20 starts).
- Co-led the National League in wins (18) with Max Scherzer and Jon Lester, becoming the first Cardinal to do so since Adam Wainwright (19 in 2013) and the first in franchise history to do so in his very first season with the Redbirds.
- His league-leading .818 win pct. (18-4) was the best by a Cardinal since Kyle Lohse paced the Senior Circuit in 2012 (16-3, .842).
- Was a perfect 10-0 on the road, becoming only the 3rd MLB pitcher (dating to 1908) to post a 1.000 road winning pct. while winning 10 or more games, joining Greg Maddux (13-0 for 1995 Braves) and Jimmy Key (10-0 for 1994 Yankees).

## AWARDS & HONORS

**National League All-Star**  
2018: St. Louis (DNP)

**Darryl Kile Award**  
2018: St. Louis

**St. Louis BBWAA J.G. Taylor Spink  
Baseball Man of the Year**  
2018 (w/ Matt Carpenter)

**Midwest League Mid-Season All-Star**  
2010: Fort Wayne (A)

**Japanese Central League MVP of the Month**  
2017: Yomiuri Giants - August  
2015: Yomiuri Giants - June

## CAREER MILESTONES

**Major League Debut**  
May 5, 2012 vs. Miami

**First Major League Start**  
July 2, 2014 at Baltimore

**First Major League Win**  
May 20, 2012 vs. Los Angeles Angels

**First Major League Strikeout**  
May 5, 2012 vs. Miami  
(9th inning, looking, John Buck)

**100th Major League Strikeout**  
May 21, 2018 vs. Kansas City  
(1st inning, Jon Jay, swinging)

**Hitting**  
**First Major League Hit / Home Run**  
April 2, 2018 at Milwaukee  
(Zach Davies, 5th inning, 2-run)

### Postseason Career

- His 1.50 ERA (12.0 IP) in the 2019 Postseason ranked as the 2nd-lowest in 2019 behind Dodgers Walker Buehler's 0.71 (minimum 12.0 IP).
- Hurled a scoreless 10th inning on 10 pitches to earn the win in the 5-4 extra-inning victory over Atlanta in NLDS Game 4, marking his first relief appearance (regular season and postseason since joining St. Louis in 2018) and becoming the first Cardinals starting pitcher to earn a win as a reliever in extra innings since Lance Lynn in Game 1 of the 2013 NLCS vs. Los Angeles (13 innings).



## MIKOLAS NL RANKINGS - SINCE 2018

Category	Mikolas	NL Rank
Wins	27	5th
Complete Games	2	T3rd
Shutouts	2	T1st
Starts	64	T3rd
Quality Starts	37	7th
Walks/ 9 IP	*1.43	2nd
GIDP	41	1st
Innings Pitched	384.2	5th
Batters Faced	1,572	T4th
Pitches Thrown	5,871	8th
Strikes Thrown	2,966	6th
Percent Strikes	*50.5	5th
Percent 1st Pitch Strikes	*68.5	4th
Pitches In Play	1,202	1st
Fewest Pitches/Inning	*15.3	6th

\* Minimum 163.1 innings pitched

## LOWEST CAREER ERA AT BUSCH STADIUM III

Rank	W-L	ERA	IP	Seasons
1. John Lackey	14-4	2.08	181.1	2014-17
2. <b>Dakota Hudson</b>	<b>11-2</b>	<b>2.40</b>	<b>112.2</b>	<b>2018-19</b>
3. Shelby Miller	14-9	2.46	208.1	2012-15
4. <b>Miles Mikolas</b>	<b>13-10</b>	<b>2.56</b>	<b>200.2</b>	<b>2012-19</b>
5. Chris Carpenter	32-15	2.61	476.1	2006-12

Minimum 75.0 innings pitched

## HIGHEST SINGLE-SEASON FIRST PITCH STRIKE PERCENTAGE BY A CARDINAL

Rank	Season	Pct.
1. <b>Miles Mikolas *</b>	<b>2018</b>	<b>71.1</b>
2. John Lackey	2015	71.0
3. Kyle Lohse	2012	68.6
4. Kyle Lohse *	2011	67.4
5. <b>Miles Mikolas</b>	<b>2019</b>	<b>65.8</b>

\* Led National League (since 1988)

## PITCHERS TO ISSUE EQUAL NUMBER OF WALKS OR FEWER THAN STARTS (2018-19)

Pitcher	Season	Team(s)	GS	BB
<b>Miles Mikolas</b>	<b>2018</b>	<b>Cardinals</b>	<b>32</b>	<b>29</b>
Nate Eovaldi	2018	Rays/Red Sox	21	20
<b>Miles Mikolas</b>	<b>2019</b>	<b>Cardinals</b>	<b>32</b>	<b>32</b>
Mike Leake	2019	Mariners/Dbacks	32	27
Zack Greinke	2019	Dbacks/Astros	33	30

Minimum 20 starts

- Came away with hard-luck loss (6.0 IP, 7 H 1 R, 7 SO, 2 BB) in NLCS Game 1 vs. Washington, becoming the just the 3rd pitcher in NLCS history to record at least seven strikeouts while allowing one run or fewer and suffer the loss, joining Hall of Famer Tom Glavine (1991 Braves) and Dave Dravecky (1987 Padres).

## 2019

**NL Ranks:** Shutouts (1, T2nd), Complete Games (1, T4th), Losses (14, T1st), innings pitched (184.0, 11th), starts (32, T8th), ground into double play (23, T1st), GIDP/9 IP (1.13, 2nd), walks/9 IP (1.57, 2nd), BB/BF (.042, 2nd), fewest pitches/batter faced (3.75, 9th), fewest pitches per inning (15.6, 7th), highest percentage of pitches put in play (20.1, 2nd), highest percentage of swings put in play (40.7, 6th), highest percentage of pitches thrown for strikes (65.8, 8th), home runs allowed (27, T11th), hits allowed (193, 4th).

- Made 32 starts for the second straight season, becoming he first Cardinal age 30+ to start 30 or more games in consecutive seasons since Adam Wainwright (2012-14).
- Was active for every game for the second consecutive season; one of seven Cardinals (Paul DeJong, Jack Flaherty, Dexter Fowler, John Gant, Paul Goldschmidt, Dakota Hudson) and three starting pitchers in 2019.
- His 14 losses were most by a Cardinal since Braden Loper (12-14) in 2008.
- Received only 78 runs of support while on the mound. His 3.82 run support avg. ranked 2nd-lowest in the NL (Miami's Sandy Alcantara, 3.06). Made 16 starts while receiving one run of support or fewer, and seven receiving zero.
- Walked two or fewer batters in 31 of his 32 starts (T1st in NL with Madison Bumgarner), one or fewer in 24 (2nd in NL), and no walks in 10 outings (T4th in NL).
- Established a team-record streak of walking two or fewer batters in 43 straight starts from July 4, 2018-Sept. 1, 2019, (broken on 9/6 at PIT). The streak surpassed the Cardinals previous best of 39 games by Curt Davis (July 3, 1938-Sept. 3, 1939) and marked the longest streak in MLB since 2017 when Clayton Kershaw (47) and Andy Sonnanstine (45) each ran streaks of 40+ dating back to the 2015 season.
- Induced 23 ground ball double plays, sharing NL lead with Atlanta's Mike Soroka and Miami's Sandy Alcantara. His 12 GIDP after All-Star break were T2nd in the NL (Soroka) and trailed Atlanta's Dallas Keuchel (13).
- Twenty-two of his 85 earned runs allowed (25.9%) came in the 2nd inning (6.32 ERA).
- Was 5-6 with a 3.01 ERA (95.2 IP) in 15 starts at Busch Stadium, but 4-8, 5.40 ERA (88.1 IP) in 17 road starts. His 3.01 home ERA ranked 4th on the team and 14th in NL.
- Went 3-7, 3.90 ERA in 17 starts vs. NL Central after going going 9-2, 2.71 ERA in 2018.
- Was one of 10 NL pitchers (only Cardinal) to throw a shutout (7/15 vs. Pittsburgh), marking his last win at Busch Stadium. Scattered eight hits while walking none and fanning three in a 100-pitch effort (his 2nd career shutout; 5/21/18 vs. KC).

- Became the first Cardinal to throw a shutout with 8+ hits and no walks since Bob Forsch (9/8/1982 vs. Montreal).
- Held his opposition to three runs or fewer in his final six starts (August 27-present). Beginning with his complete game shutout (7/15), pitched between 5.0 and 7.2 innings in every start to end the season.

**2019 POSTSEASON:** Logged a 1.50 ERA (12.0 IP) in three games (two starts) against Atlanta (DS) and Washington (LCS), 2nd-lowest in the Postseason behind Dodgers Walker Buehler's 0.71 (minimum 12.0 IP)...posted no-decision in his Postseason debut in NLDS Game 1 at Atlanta, allowing one run over 5.0 innings while retiring 14 of his final 16 batters faced...doubled in first postseason plate appearance...hurled a scoreless 10th inning (10 pitches) to earn the win in the 5-4 extra-inning victory over Atlanta in NLDS Game 4, marking his first relief appearance (regular season and postseason since joining St. Louis in 2018) and becoming the first Cardinals starting pitcher to earn a win as a reliever in extra innings since Lance Lynn in Game 1 of the 2013 NLCS vs. Los Angeles (13 inn.)...came away with hard-luck loss (6.0 IP, 7 H, 1 R, 7 SO, 2 BB) in NLCS Game 1 vs. Washington, becoming the 3rd pitcher in NLCS history to record at least seven strikeouts while allowing one run or fewer and suffer the loss, joining Hall of Famer Tom Glavine (1991 Braves) and Dave Dravecky (1987 Padres)...was also the 7th Cardinal in NLCS history to log at least seven strikeouts, joining Adam Wainwright (2014), Michael Wacha (2013), Woody Williams (2002), Todd Stottlemyre (1996), Andy Benes (1996) and Greg Mathews (1987).

## 2018

- Established career-bests in wins (18), starts (32), innings pitched (200.2), strikeouts (146) and opponent batting average (.245) in the first year of a two-year deal following a three-year stint in Japan.
- Was one of five Cardinals (Jordan Hicks, Matt Carpenter, Bud Norris, Francisco Pena) and the only starting pitcher to be active for every game all season.
- Selected by Major League Baseball to represent the Cardinals on the 2018 National League All-Star team. It was his first MLB All-Star nod and second recognition of his career (2010 Midwest League Mid-Season All-Star with A-Fort Wayne).
- Missed the All-Star Game in Washington D.C., as he returned home to Jupiter, Fla., with his wife Lauren, as they welcomed twin daughter (Madelyn) and son (Miles) on July 16.
- Was the first Cardinals starting pitcher in franchise history to earn an All-Star nod in his first season after signing as a free agent, and the only non-rookie player selected in 2018 who didn't play in the Majors the previous year.
- Finalist for National League's Comeback Player of the Year by MLBPA Player's Choice Awards, in a voting by his peers.
- Was 10-0 with a 3.53 ERA (97.0 IP) in 16 road starts, ranking T2nd in the NL in road wins. Joined Eddie Yuhas (9-0 in 1952) as one of only two pitchers in Cardinals history with a perfect road winning percentage (since 1913).
- One of eight pitchers in MLB history (since 1913) to post a road record of 9-0 or better in a single season (last: Daisuke Matsuzaka, BOS, 9-0, in 2008).
- Joined Atlanta Braves' Greg Maddux (13-0 in 1995) and New York Yankees' Jimmy Key (10-0 in 1994) as the only starters in Major League history to win at least 10 games on the road without absorbing a loss (since 1913).

## PITCHERS IN MLB HISTORY WITH 10+ ROAD WINS AND 1.000 WIN PCT.

Pitcher	Season	Team	W-L	GS	IP
Jimmy Key	1994	Yankees	10-0	11	77.0
Greg Maddux	1995	Braves	13-0	15	112.2
Miles Mikolas	2018	Cardinals	10-0	16	97.0

Since 1908

## MOST WINS IN FIRST FULL SEASON AS A BROWN/ PERFECTO/ CARDINAL

Rank	Season	W-L	Innings
1.	Cy Young	1899	26-16 369.1
2.	Jack Powell	1899	23-19 373.0
3.	Kid Nichols	1904	21-13 317.0
	Pete Alexander	1927	21-10 268.0
	Red Barrett	1945	21-9 246.2
	John Tudor	1985	21-8 275.0
7.	Kid Gleason	1892	20-24 400.0
	Jack Taylor	1904	20-19 352.0
	Darryl Kile	2000	20-9 232.1
10.	Paul Dean	1934	19-11 233.1
	Jeff Pfeffer	1922	19-12 261.1
12.	Lon Warneke	1937	18-11 238.2
	Ken Burkhardt	1945	18-8 217.1
	Andy Benes	1996	18-10 230.1
	Miles Mikolas	2018	18-4 200.2

## HIGHEST SINGLE-SEASON WIN PERCENTAGE BY A CARDINAL

Rank	Season	W-L	Win Pct.
1.	Kyle Lohse	2012	16-3 .842
2.	Miles Mikolas	2018	18-4 .818
3.	Al Hrabosky	1975	13-3 .813
	Howie Krist	1942	13-3 .813
5.	Dizzy Dean	1934	30-7 .811

## LOWEST SINGLE-SEASON OPPONENT OPS VS. RIGHT-HANDERS BY A CARDINAL

Rank	Season	OPS
1.	José DeLeón *	1989 .446
2.	Chris Carpenter	2005 .499
3.	Miles Mikolas	2018 .504
4.	Al Hrabosky	1975 .519
5.	Todd Stottlemyre	1997 .535

\* Led National League (since 1974)

- Ranked 2nd in the National League in home ERA (2.17). All four of his losses came at Busch Stadium, despite allowing three runs or fewer in all four defeats.
- Became the first Cardinal to win 18 games in a season since Adam Wainwright (20) in 2014, and the first Cardinal to post 18 wins in his first season with the Redbirds since Darryl Kile (20) in 2000.
- His .818 winning percentage led the National League and was the 2nd-highest single-season qualifying mark in Cardinals history behind Kyle Lohse (.842, 16-3) in 2012.

- Ranked among NL leaders in wins (18, T1st), ERA (2.83, 4th), innings pitched (200.2, 6th), starts (32, T9th), shutouts (1, T1st), WHIP (1.07, 5th), quality starts (20, T6th), batters faced (808, 8th), opponent at-bats (760, 4th), HR/9 IP (0.72, 4th), and hits allowed (186, 1st).
- Also ranked in the Top 10 among NL pitchers in strikeout/walk ratio (5.03, 4th), baserunners/9 IP (9.96, 5th), opponent OBP (.278, 7th), opponent slugging pct. (.350, 7th) and opponent OPS (.628, 7th).
- His 15.0 pitches per inning ranked 2nd in the NL (Jacob deGrom, 14.8), and was the lowest average by Cardinal since John Lackey (14.3 in 2015). Averaged 3.72 pitchers per batter faced, 2nd in the NL to Ivan Nova (3.70).
- Led the National League in fewest walks/9 IP (1.30) and walks/batter faced (0.36), and finished 4th in strikeouts/walks (5.03). Joel Piñeiro (2009) was the last Cardinal to lead the NL in walks/9 IP (1.14) and walks/batter faced (0.31).
- Issued one or fewer walks in NL-leading 25 starts and no walks in 12 starts (T1st in NL with Clayton Kershaw and Ivan Nova 12).
- Mikolas (29 walks, 32 starts) and Nathan Eovaldi (20 walks, 21 starts,) were the only MLB pitchers to issue fewer walks than starts in 2018 (minimum 20 starts).
- Did not walk a batter over three starts (4/22-5/4) totaling 21.0 IP, T4th-longest streak in the NL behind Ivan Nova (27.2), Tanner Roark (24.2) and Ross Stripling (24.0).
- Also logged walk-less streaks of 15.0, 12.0, and 10.2 IP in 2018.
- Issued MLB-low two walks in March/April (33.0 IP) and September/October (33.2 IP).
- Matched Joaquin Andujar's (36.0 IP in 1982) mark for fewest walks by a Cardinals pitcher in March/April, and tied five Cardinals for their September/October records. (30 or more innings pitched).
- Paced NL pitchers in ground balls (304), and ranked 3rd in ground ball percentage (50.0), T5th in ground ball double plays induced (18) and 5th in ground ball/fly ball ratio (1.83).
- Limited opposing right-handers to a .264 opponent slugging percentage, 2nd-lowest in the NL and 5th-lowest in Cardinals single-season history. Twelve of his 16 home runs allowed were hit by left-handers.
- Threw 71.1% his first-pitches for strikes, highest in the NL and highest in Cardinals single-season history. Also ranked among NL leaders in percentage of pitches taken (47.5, T1st), percentage of pitches put in play (20.8, 2nd), swing-and-miss percentage (20.0, 4th), percentage swinging at the first pitch (35.4, 1st).
- Pitched 7.0 or more innings in 12 starts (T5th in NL) and at least 6.0 innings in 24 of his 32 starts (T6th NL). Worked 7.0 innings in four consecutive starts (4/14-5/4), T4th-longest among NL pitchers (Jacob deGrom led the NL with 7).
- Logged scoreless streaks of 14.2 (5/16-5/27) and 14.0 (4/27-5/10), the 4th- and 5th-longest scoreless streaks by a Cardinal in 2018.
- Ranked 3rd in the NL in both run support (131) and run support average (5.88). Sported a 18-0 record with eight no-decisions (St. Louis was 23-3) when receiving two or more runs of support in his starts.
- Among NL pitchers defensively, finished 2nd in total chances (51), 3rd in putouts (19) and T4th in assists (30), all team-leading totals.
- Allowed two stolen bases in three chances, tied with Zack Greinke for fewest stolen bases allowed among qualified NL pitchers.
- Made Cardinals debut against the Brewers at Miller Park (4/2) and won, 8-4. Marked his first MLB start (and victory) since August 25, 2014 at Seattle (with Texas Rangers).
- Struck out a then career-high seven batters while working 7.0 IP for his third straight start at Pittsburgh (4/27). Was in line for the win before Pirates scored three in the 9th and went on to win, 6-5, in 11 innings.
- Pitched 6.2 innings and only allowed a solo home run (Raffy Lopez) against his former drafting team in a 2-1 Cardinals win over the Padres at Petco Park (5/10).
- Was one of 19 MLB pitchers and eight in the National League to throw a shutout in 2018. Threw his first career shutout firing a four-hit gem with nine strikeouts vs. KC (5/21). Set career highs in innings pitched (9.0) and strikeouts (9). Retired 15 straight from the 4th to the 9th inning and 16-of-17 to finish game.
- The Jupiter, Fla. native allowed one unearned run over 7.0 innings for a win in homestand finale vs. Miami (6/7), lowering his ERA to 2.27.
- Earned team-leading 17th win of the season and 4th in as many starts in a 9-2 victory over San Francisco (9/23) at Busch Stadium. Held the Giants to his season-low two hits and struck out eight, his highest total against a NL team.
- Finished season 5-0 with a 2.14 ERA (33.2 IP) in five September starts. Became the first Cardinal since Adam Wainwright (2014) to win five games in only five starts in September, and only the 3rd Cardinal all-time (Flint Rhem, 1930).
- St. Louis was 9-0 when he recorded a hit in 2018.
- Shared the MLB lead in home runs among pitchers (2) in 2018; also NYM's Steven Matz, teammate John Gant, and CIN's Michael Lorenzen who had 4, but 2 as pinch hitter.
- Ranked T3rd in extra-base hits (3) and T9th in hits (9).
- Hit a two-run homer (4/2) off Milwaukee's Zach Davies in the 5th inning for his first Major League hit. Was St. Louis' first pitcher to achieve the feat since Mark Worrell (June 5, 2008 at Washington, Game 2 of DH).
- Hit two-run home run in 7-5 win at Coors Field (8/24), his second career home run. His 426-ft blast was the 4th-longest tracked from a pitcher in 2018 and the longest hit by a Cardinals pitcher since Statcast began tracking in 2015.
- Recognized as having the "3rd-Best Control" in the National League by managers, coaches, scouts and executives in *Baseball America's* 2018 "Best Tools" survey following the season, trailing Zack Greinke and Jacob deGrom.

## 2017

- Led the Japanese Central League in innings pitched (188.0), strikeouts (187), games started (27), strikeout/walk ratio (8.13) and hit batsmen (11).
- Ranked 3rd in the Japanese Central League in wins (14) and ERA (2.25) and 2nd in WHIP (0.98).
- Won Central League MVP of the Month for August.

## 2016

- Missed the start of the season with right shoulder tightness, which required Platelet Rich Plasma Therapy in the United States.
- Rejoined the Yomiuri Giants on June 21 for the start of his season.

## 2015

- Led the Japanese Central League in winning percentage (.818, 13-3) of pitchers with 10 or more decisions, and WHIP (0.90) among qualifying starting pitchers.
- Won Central League MVP of the Month for June.

## 2014

- Made 10 Major League starts for the Texas Rangers and 16 appearances (six starts) for Round Rock (AAA).
- Pitched 8.0 scoreless innings of three-hit ball at SEA (8/25) in what would be his final start with Texas.
- Was scratched from his start at Houston (8/30) with shoulder fatigue and did not pitch the remainder of the season.
- Was 2-1 with a 2.63 ERA in six starts on the road and 0-4 in four starts at Globe Life Park in Arlington.
- Made 10 relief appearances at Round Rock before moving into a starting role on May 30 vs. New Orleans, in which he threw 5.0 scoreless innings of two-hit ball for the win.

## 2013

- Made a team-high 54 appearances for Tucson (AAA), his most since his career-high of 60 in 2010.
- Made two appearances with San Diego, both scoreless outings covering a total of 1.2 innings, vs. San Francisco (7/11, 1.0 IP) and vs. Cincinnati (7/31, 0.2 IP).
- Ranked 3rd in the Pacific Coast League with 26 saves, T5th in appearances (54) and 2nd in games finished (50).

## 2012

- Pitched in 12 games for San Antonio (AA) before purchased by San Diego (5/5). Did not allow a home run in 12 relief appearances nailing down 4-of-5 save attempts.
- Made his MLB debut vs. Miami (5/5) and surrendered a home run to Giancarlo Stanton for his first batter faced. Struck out John Buck (looking) for his first MLB strikeout.
- Earned first MLB win vs. LAA (5/20) tossing 2.0 scoreless innings in relief, retiring all six batters faced as the Padres won in walk-off fashion in the 13th inning.
- Made 25 relief appearances and earned two wins while posting a 3.62 ERA.
- Made 13 appearances in San Diego before being optioned to Tucson (AAA) on June 5.

## MINOR LEAGUE HIGHLIGHTS

- Named a Midwest League Mid-Season All-Star in 2010 with Fort Wayne (A). Led the league with 60 appearances.
- Allowed just one home run over his last 57 appearances of the 2010 season, and finished the season on a 13.0-inning scoreless streak (13 app.).

## BACKGROUND/PERSONAL

- Graduated from Jupiter (Fla.) High School in 2006.
- Played college baseball at Nova Southeastern University in Fort Lauderdale, Fla.
- Originally selected by the Padres in the 7th round of the June, 2009 First-Year Player Draft after his junior season. In 2019, remains NSU's highest draft pick in program history.
- Earned his undergraduate degree from NSU in Sport and Recreation Management in 2013 after utilizing his off-seasons to complete his degree.
- Inducted into the NSU Department of Athletics 2019 Hall of Fame in 2019.
- 2018 recipient of the Missouri Athletic Club's Sports Personality of the Year award.
- He and his wife, Lauren, reside in Jupiter, Fla. with their three children: Lillianne (2) and twins Madelyn and Miles (7/16/18).





# ANDREW MILLER

# 21

HEIGHT	WEIGHT	BATS/THROWS	BIRTH DATE	ML SERVICE
6-7	200	L/L	5/21/1985	11.062

**FULL NAME:** Andrew Mark Miller

**BORN:** Gainesville, Florida

**OPENING DAY AGE:** 34 (Turns 35 on May 21)

**BECAME CARDINAL:** Signed as a free agent, December 21, 2018

**CONTRACT STATUS:** Signed through 2020, with a vesting option for 2021

**MLB DEBUT:** August 30, 2006 vs. New York (AL)

**PITCHER**



MILLER, ANDREW

## COMPLETE RECORD

Year	Team	W-L	ERA	G	GS	CG	GF	SHO	SV	IP	H	R	ER	HR	HBP	BB	IBB	SO	WP	BK	BA
2006	Lakeland	0-0	0.00	3	0	0	0	0	0	5.0	2	0	0	0	1	1	0	9	1	0	.116
	Detroit	0-1	6.10	8	0	0	3	0	0	10.1	8	9	7	0	2	10	0	6	1	0	.205
2007	Lakeland	1-4	3.48	7	7	2	0	1	0	41.1	43	21	16	1	3	15	0	28	1	0	.264
	Erie	2-0	0.59	4	4	0	0	0	0	30.2	22	3	2	2	4	5	0	24	2	0	.208
	Detroit	5-5	5.63	13	13	0	0	0	0	64.0	73	43	40	8	7	39	0	56	4	1	.282
	Toledo	0-0	9.00	2	2	0	0	0	0	6.0	6	6	6	0	0	5	0	9	1	0	.250
2008	GCL Marlins#	0-1	18.00	1	1	0	0	0	0	1.0	2	2	2	0	0	1	0	0	0	0	.400
	Jupiter#	1-0	0.71	4	2	0	0	0	0	12.2	10	1	1	1	0	1	0	11	2	0	.217
	Carolina#	0-0	3.18	1	1	0	0	0	0	5.2	2	2	2	0	1	4	0	6	0	0	.118
2009	Florida	6-10	5.87	29	20	0	1	0	0	107.1	120	78	70	7	4	56	4	89	4	0	.289
	Florida	3-5	4.84	20	14	0	1	0	0	80.0	85	52	43	7	2	43	1	59	10	0	.273
	Jupiter#	0-0	2.25	1	1	0	0	0	0	4.0	3	1	1	0	0	1	0	5	0	0	.200
	Jacksonville#	0-0	1.50	1	1	0	0	0	0	6.0	5	1	1	0	0	2	0	5	0	0	.238
	GCL Marlins	0-0	2.57	2	2	0	0	0	0	7.0	8	2	2	0	0	4	0	10	2	1	.286
	New Orleans	1-2	7.71	3	3	0	0	0	0	11.2	9	10	10	0	1	13	0	16	1	0	.209
	Jupiter	1-1	1.72	3	3	0	0	0	0	15.2	8	8	3	0	1	15	0	23	2	0	.145
2010	Jacksonville	1-8	6.01	18	18	0	0	0	0	85.1	98	63	57	6	5	61	1	66	10	0	.294
	Florida	1-5	8.54	9	7	0	1	0	0	32.2	51	34	31	6	1	26	2	28	5	0	.372
	Pawtucket	3-3	2.47	13	12	0	0	0	0	65.2	42	22	18	2	3	35	0	61	1	0	.181
	Boston	6-3	5.54	17	12	0	2	0	0	65.0	77	43	40	8	3	41	0	50	2	1	.302
	Greenville#	0-0	0.00	2	1	0	0	0	0	2.0	2	0	0	0	1	0	0	3	0	0	.286
	Pawtucket#	0-0	5.73	10	0	0	1	0	1	11.0	4	7	7	1	1	14	0	23	1	0	.105
	Boston	3-2	3.35	53	0	0	4	0	0	40.1	28	15	15	3	2	20	1	51	1	0	.194
2013	Boston	1-2	2.64	37	0	0	11	0	0	30.2	25	12	9	3	2	17	0	48	2	0	.217
2014	Boston	3-5	2.34	50	0	0	12	0	0	42.1	25	13	11	2	4	13	2	69	2	0	.168
	Baltimore	2-0	1.35	23	0	0	3	0	1	20.0	8	3	3	1	1	4	0	34	1	0	.119
2015	New York (AL)	3-2	2.04	60	0	0	53	0	36	61.2	33	16	14	5	5	20	1	100	2	0	.151
	Scranton/W-B#	0-0	0.00	1	0	0	0	0	0	1.0	2	0	0	0	0	0	0	1	0	0	.500
2016	New York (AL)	6-1	1.39	44	0	0	16	0	9	45.1	28	8	7	5	2	7	0	77	0	0	.174
	Cleveland	4-0	1.55	26	0	0	7	0	3	29.0	14	5	5	3	0	2	0	46	1	0	.139
2017	Cleveland	4-3	1.44	57	0	0	6	0	2	62.2	31	11	10	3	5	21	0	95	1	0	.144
	Columbus#	0-0	0.00	1	0	0	0	0	0	1.0	0	0	0	0	0	0	0	2	0	0	.000
2018	Cleveland	2-4	4.24	37	0	0	5	0	2	34.0	31	16	16	3	5	16	1	45	1	0	.233
	Columbus#	0-0	1.93	5	0	0	0	0	0	4.2	2	1	1	1	0	0	0	6	0	0	.125
	Akron#	0-0	108.00	1	0	0	0	0	0	0.1	2	4	4	0	1	1	0	0	0	0	1.000
	Lake County#	0-0	27.00	1	0	0	0	0	0	0.2	3	4	2	0	0	0	0	1	0	0	.500
2019	ST. LOUIS	5-6	4.45	73	0	0	11	0	6	54.2	45	32	27	11	8	27	1	70	4	0	.225
MINOR TOTALS		10-19	3.82	84	58	2	1	1	1	318.1	275	158	135	14	22	178	1	309	24	1	.233
MAJOR TOTALS		54-54	4.02	556	66	0	136	0	59	780.0	682	390	348	75	53	362	13	923	41	2	.233

# Injury Rehabilitation Assignment



## WILD CARD RECORD

Year Team	W-L	ERA	G	GS	CG	GF	SHO	SV	IP	H	R	ER	HR	HBP	BB	IBB	SO	WP	BK	BA
2015 NYY vs. HOU	0-0	0.00	1	0	0	1	0	0	1.0	0	0	0	0	0	0	0	2	0	0	.000

## DIVISION SERIES RECORD

Year Team	W-L	ERA	G	GS	CG	GF	SHO	SV	IP	H	R	ER	HR	HBP	BB	IBB	SO	WP	BK	BA
2014 BAL vs. DET	0-0	0.00	2	0	0	0	0	0	3.1	0	0	0	0	0	1	0	3	0	0	.000
2016 CLE vs. BOS	1-0	0.00	2	0	0	0	0	0	4.0	2	0	0	0	0	2	0	7	0	0	.154
2017 CLE vs. NYY	0-1	1.80	4	0	0	0	0	0	5.0	4	1	1	1	0	2	0	8	0	0	.222
2018 CLE vs. HOU	0-0	0.00	2	0	0	0	0	0	0.1	1	0	0	0	0	3	1	0	1	0	.500
2019 STL vs. ATL	0-0	0.00	3	0	0	0	0	0	2.0	0	0	0	0	1	2	0	1	0	0	.000
D.S. TOTALS	1-1	0.61	13	0	0	0	0	0	14.2	7	1	1	1	1	10	1	19	1	0	.146

## LEAGUE CHAMPIONSHIP SERIES RECORD

Year Team	W-L	ERA	G	GS	CG	GF	SHO	SV	IP	H	R	ER	HR	HBP	BB	IBB	SO	WP	BK	BA
2014 BAL vs. KC	0-0	0.00	3	0	0	0	0	0	4.0	1	0	0	0	1	0	0	5	0	0	.083
2016 CLE vs. TOR	0-0	0.00	4	0	0	1	0	1	7.2	3	0	0	0	0	0	0	14	0	0	.120
2019 STL vs. WSH	0-0	0.00	3	0	0	1	0	0	3.0	1	0	0	0	0	0	0	5	0	0	.100
L.C.S. TOTALS	0-0	0.00	10	0	0	2	0	1	14.2	5	0	0	0	1	0	0	24	0	0	.106

## WORLD SERIES RECORD

Year Team	W-L	ERA	G	GS	CG	GF	SHO	SV	IP	H	R	ER	HR	HBP	BB	IBB	SO	WP	BK	BA
2016 CLE vs. CHI	1-0	3.52	4	0	0	0	0	0	7.2	7	3	3	2	0	3	0	9	0	0	.241

## ALL-STAR GAME RECORD

Year Team	W-L	ERA	G	GS	CG	GF	SHO	SV	IP	H	R	ER	HR	HBP	BB	IBB	SO	WP	BK	BA
2016 American	0-0	0.00	1	0	0	0	0	0	0.2	2	0	0	0	0	1	0	1	0	0	.500
2017 American	0-0	0.00	1	0	0	1	0	1	1.0	0	0	0	0	0	1	0	1	0	0	.000
ALL-STAR TOTALS	0-0	0.00	2	0	0	0	0	1	1.2	2	0	0	0	0	2	0	2	0	0	.286

## WORLD BASEBALL CLASSIC RECORD

Year Team	W-L	ERA	G	GS	CG	GF	SHO	SV	IP	H	R	ER	HR	HBP	BB	IBB	SO	WP	BK	BA
2017 United States	0-1	13.50	4	0	0	0	0	0	2.2	3	4	4	2	1	1	0	5	0	0	.273

## REGULAR SEASON FIELDING RECORD

Position	PCT	G	PO	A	E	TC	DP
Pitcher	.905	556	33	62	10	105	2

## REGULAR SEASON BATTING RECORD

Year Team	AVG	G	AB	R	H	2B	3B	HR	RBI	SH	SF	HBP	BB	IBB	SO	SB	CS	GDP	SLG	OBP	E
2019 ST. LOUIS	.000	73	0	0	0	0	0	0	0	0	0	0	0	0	0	0	0	0	.000	.000	0
MAJOR TOTALS	.054	556	74	1	4	0	0	0	3	4	0	0	0	0	38	0	0	0	.054	.054	10

**Note:** Major League Uniform Numbers Worn: 50 (2006-07), 48 (2007), 23 (2008-10), 30 (2011-14), 48 (2014), 48 (2015-16), 24 (2016-18), 21 (2019).

## 2019 SEASON HIGHS

**Most IP:** 1.2, 5/19 at Texas  
**Most Strikeouts:** 3, twice. Last: 6/13 at New York Mets  
**Most Walks:** 2, three times. Last: 7/30 vs. Chicago Cubs  
**Most Runs Allowed:** 4, twice. Last: 9/27 vs. Chicago Cubs  
**Most Earned Runs Allowed:** 4, 9/27 vs. Chicago Cubs  
**Most Hits Allowed:** 3, twice. Last: 9/6 at Pittsburgh  
**Most HRs Allowed:** 2, 4/6 vs. San Diego  
**Longest Winning Streak:** 2 games, 5/25-6/16  
**Longest Losing Streak:** 2 games, 6/20-7/12  
**Longest Scoreless Streak:** 6.2 IP, 8/11-27

## CAREER HIGHS

**Most IP (Starter):** 7.0, seven times. Last: 6/23/09 vs. Baltimore  
**Most IP (Relief):** 4.0, 8/28/10 at Atlanta  
**Most Strikeouts (Starter):** 9, twice. Last: 5/21/09 vs. Arizona  
**Most Strikeouts (Relief):** 4, 12 times. Last: 6/28/17 vs. Texas  
**Most Walks (Starter):** 6, 7/20/11 at Baltimore  
**Most Walks (Relief):** 3, five times. Last: 5/15/18 at Detroit  
**Most Runs Allowed (Starter):** 7, five times. Last: 7/26/11 vs. Kansas City  
**Most Runs Allowed (Relief):** 4, five times. Last: 9/27/19 vs. Chicago Cubs  
**Most Hits Allowed (Starter):** 11, 9/8/10 at Philadelphia  
**Most Hits Allowed (Relief):** 5, twice. Last: 9/29/18 at Kansas City  
**Most HRs Allowed:** 3, 9/13/10 vs. Philadelphia  
**Longest Winning Streak:** 8 games, twice. Last: 7/22/16-5/23/17  
**Longest Losing Streak:** 5 games, 9/8-29/10  
**Longest Scoreless Streak:** 29.2 IP, 9/8/16-5/14/17  
**Consecutive Save Conversions:** 25, 9/7/14-8/6/15  
**Last Start:** 9/8/11 at Toronto

## CAREER TRANSACTIONS

- Selected by the Tampa Bay Rays in the third round (68th overall) of the June, 2003 First-Year Player Draft, but did not sign.
- Selected by the Detroit Tigers in the first round (sixth overall) of the June, 2006 First-Year Player Draft.
- Traded by the Detroit Tigers along with RHP Dallas Trahern, RHP Burke Badenhop, RHP Frankie De La Cruz, OF Cameron Maybin and C Mike Rabelo to the Florida Marlins in exchange for INF Miguel Cabrera and LHP Dontrelle Willis, December 4, 2007.
- On Florida disabled list (right knee patella tendinitis), July 14 - August 31, 2008, included injury rehabilitation assignments to GCL Marlins (R), Jupiter (A) and Carolina (AA).
- On Florida disabled list (right oblique strain), April 21 - May 15, 2009; included rehabilitation assignment to Jupiter (A) and Jacksonville (AA).
- Traded by the Florida Marlins to the Boston Red Sox for LHP Dustin Richardson, November 12, 2010.
- Signed by the Boston Red Sox as a free agent, December 16, 2010.
- On Boston disabled list (left hamstring strain), March 26 - May 5, 2012, included injury rehabilitation assignments to Greenville (A) and Pawtucket (AAA).
- On Boston disabled list (left foot), July 7, 2013 - end of regular season.
- Traded by the Boston Red Sox to the Baltimore Orioles in exchange for LHP Eduardo Rodriguez, July 31, 2014.
- Signed by the New York Yankees as a free agent, December 5, 2014.
- On New York (AL) disabled list (left flexor forearm muscle strain), June 10 - July 8, 2015, included injury rehabilitation assignment to Scranton Wilkes-Barre (AAA).
- Traded by the New York Yankees to the Cleveland Indians in exchange for minor leaguers RHP J.P. Feyereisen, OF Clint Frazier, RHP Ben Heller and LHP Justus Sheffield, July 31, 2016.
- On Cleveland disabled list (right knee patella tendinitis), August 2-17, 2017, included rehabilitation assignment to Columbus (AAA).
- On Cleveland disabled list (right knee patella tendinitis), August 22 - September 13, 2017.
- On Cleveland disabled list (left hamstring strain), April 26 - May 11, 2018.
- On Cleveland disabled list (right knee inflammation), May 26 - August 3, 2018, included injury rehabilitation assignments to Lake County (A), Akron (AA) and Columbus (AAA).
- On Cleveland disabled list (left shoulder external impingement), August 29 - September 10, 2018.
- Signed by the St. Louis Cardinals as a free agent, December 21, 2018.

## CAREER NOTES

- Named 2016 American League Championship Series Most Valuable Player while with Cleveland.
- Two-time American League All-Star in 2016 and 2017.
- 2015 Mariano Rivera American League Reliever of the Year award winner while with New York (AL).
- Ranks T2nd with Will Harris among MLB relievers with 91 Holds since 2016 trailing only Tony Watson (94).
- Has not allowed a run in 10 appearances in the League Championship Series, the most in MLB history.
- Holds the Major League record for most strikeouts (30) and most innings pitched (19.1) by a relief pitcher in a single postseason in 2016.
- Holds the Cleveland Indians postseason record for most career strikeouts by a relief pitcher (38) and ranks 4th all-time among all Indians pitchers in the postseason.
- Ranks T2nd among all active relief pitchers for postseason strikeouts (54) trailing only Kenley Jansen (70) and tied with Aroldis Chapman (54).
- Has appeared in a postseason game in each of his last six seasons.
- Began his career with 14 straight scoreless postseason appearances covering 23.1 innings before allowing his first run in Game 4 of the 2016 World Series at Chicago (NL).
- Member of the 2017 World Baseball Classic Champion Team USA squad with current teammates Paul Goldschmidt and Luke Gregerson.
- Received the 2006 Baseball America Pitcher of the Year Award and the Roger Clemens Award for the best pitcher in college baseball while at North Carolina.
- Made his Major League debut in his first professional season following being drafted sixth overall in the June 2006 First-Year Player Draft by Detroit.

## 2019

- **NL Reliever Ranks:** Games (73, T5th), Holds (28, 2nd), Inherited runners (44, T3rd), Inherited runners scored pct. (27.3%, 11th), hit batsmen (8, 2nd), home runs allowed (11, T13th)
- Tied his career-high with 73 appearances, most by a Cardinals left-handed pitcher since Brett Cecil (73 in 2017).
- His 28 Holds were the most by a Cardinal since Trevor Rosenthal had 29 in 2013 and 6 shy of the team record (Mitchell Boggs, 34, 2012).
- Recorded six saves, 3rd on the Cardinals and ranked T22nd among National League pitchers.
- His five wins ranked 2nd among Cardinals relievers.
- Suffered a career-high five blown save opportunities.
- Pitched on consecutive days 24 times (T4th N.L.) and three consecutive days five times. Appeared in a season-high four days once (6/19-22).
- Made seven appearances of four outs or more with six coming after the All-Star Break, the fewest of his career since becoming a full-time relief pitcher.
- Allowed a career-high 11 home runs (7 vs. RHB & 4 vs. LHB) and eight on two-strike counts.

## AWARDS & HONORS

**World Baseball Classic Championship**  
2017: United States

**American League Championship**  
2016: Cleveland

**American League All-Star**  
2017: Cleveland  
2016: New York (AL)

**American League Championship Series MVP**  
2016: Cleveland

**Mariano Rivera - AL Reliever of the Year**  
2015: New York (AL)

**Best Major Leaguer, Post-Season - MLB.com**  
2016: Cleveland

**Roger Clemens Award**  
**Top Pitcher in NCAA Baseball**  
2006: University of North Carolina-Chapel Hill

## CAREER MILESTONES

**Major League Debut**  
August 30, 2006 at New York (AL)

**First Major League Win**  
May 18, 2007 vs. St. Louis

**First Major League Save**  
September 7, 2014 at Tampa Bay

**First Major League Strikeout**  
September 5, 2006 vs. Seattle  
(5th inning, Yuniesky Betancourt, looking)

- Did not pitch in any of the four games during the back-to-back doubleheaders vs. CIN (8/31-9/1).
- Nailed down a four-out save to close out one-hit shutout vs. MIL (8/19), his first save of at least four outs since 2016 (8/30 vs. MIN w/CLE). His five saves after the All-Star Break ranked T15th in the National League.
- Held opposing batters to a .154 BA (4-26) in August, had lowered the mark each of the previous 3 months (May .259, June .192 & July .167).
- Recorded his 900th career strikeout at CIN (7/19).
- Had his first career appearance facing only one batter and allowing a home run vs. ARI (7/12).
- Threw a season-high 27 pitches on 4/6 vs. SD in just 0.2 innings pitched.

**2019 POSTSEASON:** Appeared in his sixth straight post-season and made six relief appearances with three in the NLDS and three in the NLCS. Did not allow a run and only one hit, the hit coming in Game 4 of the NLCS as part of a 2.0 inning appearance. Stranded all nine inherited runners, tied with seven other players for a perfect mark with nine or more inherited runners in a single postseason. His nine inherited runners stranded move his streak to 11 dating back to the 2018 postseason. Earned a Hold in Game 3 of the NLDS stranding the bases loaded retiring Freddie Freeman in the 8th inning.

## 2018

- Was on the disabled list three times, missing 85 games.
- Placed on the 10-day disabled list (left hamstring strain) from 4/26-5/10.
- Second stint on the disabled list came on 5/26 (right knee inflammation) and was transferred to the 60-day disabled list on 7/24. Made a total of seven injury rehabilitation appearances at Columbus (AAA), Akron (AA) and Lake County (A).
- Third time on the disabled list came from 8/27-9/9 (left shoulder external impingement).
- His 37 appearances were his fewest since an injury-riddled season in 2013 with Boston.
- Pitched on consecutive days five times (only once after June; 9/18-19) and did not allow a run in the second game of any of those appearances.
- Recorded 10 Holds and held his opposition scoreless in 28-of-37 appearances.
- Held opposing left-handed batters to a .227 BA (10-44) allowing only one extra base hit (double).

**2018 POSTSEASON:** Made two appearances in the post-season and recorded one out allowing one hit with three walks (one intentional). Was credited with a blown save opportunity on Game 2 of the NLDS at HOU after surrendering a two-RBI double to Marwin Gonzalez in the 6th inning.

## 2017

- Began the season pitching for Team USA in the World Baseball Classic earning the gold medal.
- Named an American League All-Star. Pitched the 10th inning allowing a walk and one strikeout for the save.
- Ranked 2nd among American League relief pitchers with a 1.44 ERA, 5th with a .144 opponent BA against and 8th with 95 strikeouts.
- His 95 strikeouts were his fewest amount in the previous four seasons, but joined Dellin Betances as the only two relief pitchers with 95 or more strikeouts from 2014-17.
- Ranked T-3rd in the American League with 27 Holds, trailing only Taylor Rogers (30, MIN) and Nick Vincent (29, SEA).
- His 13.64 strikeouts/9 IP ranked 4th among American League relief pitchers and tops among MLB left-handed relief pitchers.
- His 75 strikeouts over his first 50.0 innings with the Indians established a new club record.
- Pitched on consecutive days 15 times and on three straight days once (7/24-26).
- Recorded 49 scoreless outings out of 57 total.

### MOST HOLDS SINCE 2016

MLB Rank	HOLDS	APP	Team(s)
1. Tony Watson	94	273	PIT, LAD, SF
2. <b>Andrew Miller</b>	<b>91</b>	<b>237</b>	<b>NY, CLE, STL</b>
Will Harris	91	241	HOU
4. Matt Barnes	90	264	BOS
5. Adam Ottavino	87	245	COL, NYY

### MOST STRIKEOUTS BY A LEFT-HANDED RELIEF PITCHER (SINCE 2014)

MLB Rank	Strikeouts	Team(s)
1. Aroldis Chapman	559	CIN, NYY, CHI
2. <b>Andrew Miller</b>	<b>536</b>	<b>BOS, BAL, NYY, CLE, STL</b>
3. Brad Hand	452	MIA, SDP, CLE
4. Felipe Vázquez	402	PIT, WSH
5. Will Smith	392	KC, MIL, SF

### LOWEST WHIP BY A LEFT-HANDED RELIEF PITCHER (SINCE 2014)

MLB Rank	WHIP	Team(s)
1. Josh Hader	0.85	MIL
2. <b>Andrew Miller</b>	<b>0.93</b>	<b>BOS, BAL, NYY, CLE, STL</b>
3. Sean Doolittle	0.93	OAK, WSH
4. Aroldis Chapman	1.02	BAL, NYY
5. Zach Britton	1.05	BAL, NYY

### LOWEST SINGLE-SEASON K:BB RATIO BY A RELIEF PITCHER

MLB Rank	Season	K:BB Ratio	Team(s)
1. Dennis Eckersley	1989	18.33	OAK
2. Dennis Eckersley	1990	18.25	OAK
3. Tom Morgan	1958	16.50	DET
4. Evan Scribner	2015	16.00	OAK
5. Kenley Jansen	2017	15.57	LAD
6. Sergio Romo	2011	14.00	SF
7. <b>Andrew Miller</b>	<b>2016</b>	<b>13.67</b>	<b>CLE/NYY</b>
8. Mariano Rivera	2008	12.83	NY

### MOST SINGLE-POSTSEASON STRIKEOUTS BY RELIEF PITCHER

MLB Rank	Postseason	Strikeouts	Team
1. <b>Andrew Miller</b>	<b>2016</b>	<b>30</b>	<b>Indians</b>
2. Francisco Rodriguez	2002	28	Angels
3. Cody Allen	2016	24	Indians
4. Kelvin Herrera	2015	22	Royals
5. Aroldis Chapman	2016	21	Cubs

### ACTIVE POSTSEASON STRIKEOUT LEADERS BY A RELIEF PITCHER

MLB Rank	Postseasons	Strikeouts	IP
1. Kenley Jansen	7	70	49.1
2. <b>Andrew Miller</b>	<b>6</b>	<b>54</b>	<b>38.0</b>
Aroldis Chapman	6	54	36.2
4. Wade Davis	5	50	35.0
5. Trevor Rosenthal	4	42	26.0

### LEAGUE CHAMPIONSHIP APPEARANCES WITHOUT ALLOWING A RUN

Rank	LCS App.	IP	Years
1. <b>Andrew Miller</b>	<b>10</b>	<b>14.2</b>	<b>2014-19</b>
2. Kelvin Herrera	9	11.1	2014-15
3. Ken Dayley	8	10.0	1985-87
Scott Eyre	8	3.1	2002-09
<b>Carlos Martínez</b>	<b>8</b>	<b>7.2</b>	<b>2013-19</b>
Hideki Okajima	8	12.1	2007-08

- Began the season with an 18.0-inning scoreless streak (4/3-5/14), covering 15 appearances. First run allowed came vs. TB (5/15). The streak snapped a career-high 26 scoreless outing streak dating back to 9/5/16 (30.1 IP).
- Allowed just seven extra base hits on the season (four doubles, three home runs). Lone extra base hit allowed to a left-handed batter was a solo home run to Cody Bellinger (LAD) to break a 2-2 tie in the 8th inning on 6/13.
- Limited to 11 appearances from 8/2 through the end of the season due to right knee soreness forcing him on the disabled list twice in August missing 37 games.
- First appearance on the D.L. came on 8/2 after walking and hitting a batter the night before at BOS (8/1). Second came following 8/21 vs. BOS after seven pitches to two batters.
- Was on the 10-day disabled list 8/2-17 (right knee patella tendinitis) and 8/22-9/13 (right knee patella tendinitis).
- Was activated on 9/13 and made eight appearances through the end of the regular season pitching 8.0 innings allowing one unearned run with five hits and 16 strikeouts.

**2017 POSTSEASON:** Appeared in four postseason games in the NLDS vs. NYY and allowed one run compiling a 1.80 ERA...struck out five batters over 2.0 innings in Game 5 tossing 39 pitches.

## 2016

- Began the season with the New York Yankees and was traded to the Cleveland Indians for four minor league players on July 31.
- Selected to his first Major League All-Star Game as a member of the American League squad in San Diego. Threw two-thirds of a scoreless inning with a walk and a strikeout.
- Struck out a career-high 123 batters, T-6th most in MLB history among left-handed relief pitchers.
- Became the first pitcher in MLB history to amass 10 wins, 10 saves and 20 Holds in a single season.
- Ranked 2nd among American League relief pitchers in ERA (1.45) trailing only Zach Britton (0.54, BAL) and 2nd in relief strikeouts with 123 behind only Dellin Betances (126, NYY).
- Tied for the American League lead among relief pitchers with 10 wins, posting a 10-1 record over 70 appearances.
- Led all American League relief pitchers with an 0.69 WHIP.
- Struck out at least one batter in a Yankees record 28 straight relief appearances from 5/6-7/17 (30.0 IP/54 K).
- Posted 13.67 strikeout to walk ratio, the highest mark by a relief pitcher this season and the 7th-highest in MLB history.
- Recorded 12 saves in 14 opportunities, his second highest season total behind his 36 with the Yankees in 2015.
- Was 1-0 with an 0.00 ERA (9.0 IP/15 K) and five saves in April becoming the seventh MLB pitcher since 1913 and first Yankees pitcher to complete a calendar month with at least 15 strikeouts and no walks.
- Pitched on consecutive days 19 times and only three straight days once (9/30-10/2) on the final three days of the season at KC as the Indians were trying to lock down home field advantage for the postseason.
- Retired 21 consecutive batters between 4/7-23, bookended between a Tyler White single (4/7 vs. HOU) and a Corey Dickerson single (4/23 vs. TB).

- Struck out eight straight batters over four appearances from 4/12-19.
- Following the trade, made his Indians debut on 8/1 vs. MIN and issued a home run to Joe Mauer.
- When he recorded a save at NYY (8/6) became the first pitcher to earn a save for the Yankees and against them since 1976 (Tippy Martinez).
- Did not allow a run in his last 11 regular season appearances (12.1 IP) with 20 strikeouts.
- Was hit by a batted ball during Spring Training (3/30) at ATL and with X-rays negative and a CT scan revealing chip fracture in his right wrist, but he remained on the active Opening Day roster.

**2016 POSTSEASON:** Named 2016 American League Championship Series MVP pitching 7.2 scoreless innings vs. Toronto...struck out 30 batters over 19.1 total postseason innings (14.0 K/9 IP)...appeared in 10 postseason games posting a 2-0 record with a 1.40 ERA and five Holds converting one save opportunity...was unscored upon in his first eight appearances extending his postseason scoreless stretch to his first 14 career appearances (23.1 IP) dating back to 2014...struck out five batters in back-to-back appearances vs. TOR in Game 1 and 2 of the ALCS becoming the first pitcher to do so in two appearances of 2.0 innings or less in the same Postseason, Postseason career, series, consecutive or back-to-back games (*Elias*)...the Indians did not lose a game in which Miller appeared until Game 7 of the World Series...set a postseason record for strikeouts by a relief pitcher with 30 surpassing Francisco Rodriguez (2002) who had 28 with Anaheim...set an ALCS record with 14 strikeouts by a relief pitcher...was the first pitcher in MLB history with seven relief appearances with at least three strikeouts in a postseason...surpassed the Indians relief pitcher postseason strikeout mark (Mike Jackson, 16 K, 1997)...his 20 strikeouts in first 9.0 innings of the postseason were the most in MLB history surpassing Bob Gibson (17).

## 2015

- Named the Mariano Rivera American League Reliever of the Year, presented annually to the league's top relief pitcher as voted on by eight of Baseball's all-time great relievers (Mariano Rivera, Dennis Eckersley, Rollie Fingers, John Franco, Trevor Hoffman, Bruce Sutter, Lee Smith and Billy Wagner).
- Recorded a career-high 36 saves in 38 opportunities, T-3rd in the American League, most by a Yankees left-handed pitcher since Dave Righetti established a then club-record 46 in 1986.
- His 94.7% save conversion rate led the American League and ranked T-3rd in MLB behind Mark Melancon (96.2%) and Francisco Rodriguez (95.0%).
- Struck out 100 batters for the second consecutive season, ranked 2nd among American League relief pitchers behind teammate Dellin Betances (131). Became the first Yankees bullpen duo of relief pitchers and sixth all-time with 100 strikeouts.
- Led American League relief pitchers in strikeouts/total batters faced (40.7%) and strikeouts/9 IP (14.59).
- Ranked among American League relief pitchers in ERA (2.04, 8th), opponent BA (.151, 2nd), WHIP (0.86, 2nd), hits/9 IP (4.82, 2nd) and baserunners/9 IP (8.46, 5th).



- Did not allow a run in his first 17 outings (4/8-5/16, 17.2 IP) as a Yankee, establishing a new franchise record for longest to begin a Yankees career and 2nd-longest overall in club history behind Lee Guetterman who had 19 in 1989.
- His 31 strikeouts before allowing his first run was a Yankees club record.
- Became the first pitcher in Yankees franchise history to convert each of his first 24 save opportunities (4/8-8/6). Since the inception of saves in 1969, the streak was the 3rd-longest to begin a career with a new team and 2nd-longest by an A.L. pitcher (Brad Lidge, 44, PHI, 2008-09 & Willie Hernandez, 32, DET, 1984).
- Was placed on the 15-day disabled list with a left flexor forearm muscle strain from 6/11-7/8 (retroactive to 6/10), causing him to miss 25 games.
- Struck out the side in an "immaculate" inning for a save at TB (9/14 & 9/16) in back-to-back games becoming the 10th pitcher in MLB history and first Yankee to earn a save while tossing consecutive "immaculate" innings striking out every batter faced.

**2015 POSTSEASON:** Threw a scoreless inning, striking out two batters, in the Yankees 3-0 loss to Houston in the American League Wild Card game.

## 2014

- Combined to go 5-5 with one save and a 2.02 ERA in 62.1 innings with a then career-high 103 strikeouts.
- Appeared in a career-high 73 games ranking T-5th in the American League.
- Led the American League and finished 2nd in MLB with a career-high 14.87 K/9 IP (Aroldis Chapman, 17.67).
- Ranked 3rd among A.L. relievers in opponent BA (.153), 4th in strikeouts (103) and T-5th in appearances (73).
- Acquired by Baltimore on 7/31 from the Red Sox in exchange for LHP Eduardo Rodriguez.
- Earned his first Major League save at TB (9/7).

**2014 POSTSEASON:** Appeared in five games tossing 7.1 scoreless innings allowing only one hit for Baltimore....made four appearances of four outs or more maxing out at 1.2 innings three times...retired 22 of 24 batters faced allowing just a single and a walk...recorded two Holds vs. Detroit in the ALDS.

## 2013

- Appeared in only 37 games with the Red Sox after a left foot injury landed him on the 15-day disabled list on July 7 through the end of the season. Underwent Lis-Franc ligament repair surgery on July 15, performed by Dr. George Theodore in Boston.
- Suffered his injury while attempting to back up home plate at LAA (7/6).
- Averaged 14.10 strikeouts/9 IP, the 2nd-highest mark among pitchers with a minimum of 30.0 innings pitched (Aroldis Chapman, 15.83).
- Pitched on consecutive days seven times, with one three-day stretch (5/4-6) in which all appearances were scoreless.
- Threw a season-high 2.0 innings at BAL (6/13) striking out a season-high four batters on 29 pitches.

- Recorded a positive reverse split holding right-handed batters to a .155 BA (9-58) with one extra base hit (HR) and left-handers to a .281 (16-57) with only two extra base hits (2 HR).

## 2012

- Made 53 appearances for the Red Sox in his first full season as a relief pitcher.
- Began the season on the 15-day disabled list with a left hamstring strain, making his first appearance on May 6.
- Named Red Sox Fireman of the Year by the Boston BBWAA chapter.
- Began the season with eight straight scoreless appearances covering 8.0 innings.
- Of his 53 appearances, 29 were less than 1.0 inning and did not record an out in three. Longest outing of the season was 1.2 innings done three times.
- Appeared on consecutive days 12 times (8.64 ERA/.286 BA) including three days in a row twice (5/10-12 vs. CLE & 7/27-29 at NYY).
- Allowed only one extra base hit to a left-handed batter all season (Nick Johnson, HR, 5/23 at BAL).
- Ranked 4th among American League relief pitchers in opponent BA (.194) and 3rd in opponent slugging (.292).
- Since 1921, ranked as the only Red Sox LHP with better opponent BA were Mickey McDermott (.183, 1950) and Ken Brett (.187, 1970).

## 2011

- Was promoted to the Red Sox on June 19 and spent the rest of the season with the club going 6-3 with a 5.54 ERA.
- Made his Red Sox debut on 6/20 vs. SD, pitching 5.2 innings in a no decision Boston won 14-5. Was the first Red Sox LHP to strike out six or more batters in his team debut since Kevin Morton (7/5/1991 vs. DET, CG, 9 K).
- Made 17 appearances with 12 starts. His final start of the season was 9/8 at TOR, which is his last MLB start through the end of the 2018 season.
- Struck out a season-high eight batters over 5.2 innings at CWS (7/31).
- Won three straight starts (6/26-7/7), permitting three runs or less in each of his first four starts of the season in Boston.
- First MLB relief appearance of the season came on 8/4 vs. CLE pitching 2.2 innings allowing two runs, also his longest relief outing of the season.
- Began the season with Pawtucket (AAA) going 3-3 with a 2.47 ERA in 13 appearances making 12 starts.

## 2010

- Began the season on the minor league disabled list with a right ankle sprain.
- Opened the season with Jupiter (A) and made three starts before being promoted to Jacksonville (AA) where he made 18 starts. Was 2-9 with a 5.35 ERA in 21 minor league starts.
- Struck out a season-high 11 batters at Clearwater for Jupiter (5/11).

- Was recalled by Florida on 8/19 and finished the season appearing in nine games making seven starts.
- Lost five straight starts 9/8-29, his career-long streak.
- Was traded in the off-season to the Boston Red Sox (11/12) for LHP Dustin Richardson.

## 2009

- Appeared in 20 games for Florida making 14 starts.
- Began the season making two relief appearances, then 14 starts before finishing the season with four relief appearances.
- Was 3-5 with a 4.84 ERA in 14 starts and was 0-0 with a 4.76 ERA in six relief appearances.
- Matched his career-high with nine strikeouts over 7.0 innings vs. ARI (5/21).
- Was placed on the 15-day disabled list with a right oblique strain (4/21-5/15), his third straight season with a stint on the disabled list.
- Was optioned to New Orleans (AAA) on 7/20 and made three starts. Was recalled to Florida on 9/6 after spending time on the minor league 10-day disabled list (7/30-9/1) with an ankle injury.

## 2008

- Ranked 3rd on the Marlins with 89 strikeouts and 4th with 107.1 innings pitched.
- Was 5-9 with a 5.63 ERA in 20 starts and 1-1 with a 9.45 ERA in nine relief appearances holding his opposition to a .150 opponent BA.
- Struck out a career-high nine batters over 7.0 scoreless innings of five-hit ball vs. ARI (5/22).
- Was placed on the 15-day disabled list (right knee patella tendinitis) from 7/14-8/31.

## 2007

- Made his first Major League start on 5/18 vs. STL and earned his first MLB win after tossing 6.0 scoreless innings against the Cardinals. Became the first Tigers pitcher to earn a win in his first MLB start since Andy Van Hekken vs. CLE (9/2/2002).
- Was placed on the 15-day disabled list (left hamstring strain) from 8/4-23.
- Was 3-4 with a 2.77 ERA in 13 minor league starts with Lakeland (A), Erie (AA) and Toledo (AAA).
- Was traded in the off-season (12/5) to the Florida Marlins with RHP Dallas Trahern, RHP Burke Badenhop, RHP Frankie De La Cruz, OF Cameron Maybin and C Mike Rabelo for INF Miguel Cabrera and LHP Dontrelle Willis.

## 2006

- Made only three minor league appearances before making his Major League debut for the Tigers on 8/30 at NYY and Yankee Stadium.

**2006 POSTSEASON:** Traveled with the Tigers in the postseason but did not pitch allowing him to travel to both the College World Series and the Major League Baseball World Series in the same year.

## BACKGROUND/PERSONAL

- Is married to Katie and the couple has two children, Max and Hazel.
- Resides in Tampa, Florida.
- Graduated from Gainesville Buchholz High School in 2003 where he was Florida's Gatorade Player of the Year as a senior.
- Played college baseball at the University of North Carolina-Chapel Hill where he set the school strikeout record (325) and single-season strikeout mark (133) in 2006. Played on the National Runner-Up squad in 2006 falling to Oregon State in the championship.
- As a junior in 2006, was named *Baseball America's* National Player of the Year and won the Roger Clemens Award as college baseball's best pitcher going 13-2 with a 2.48 ERA in 123.1 innings pitched. Was also Pitcher of the Year in the Atlantic Coast Conference and First Team All-American.
- Received a Thurman Munson Award as a member of the New York Yankees in 2016 for success on the field and in the philanthropic community.
- Participated with Yankees teammates in a MLBPA Players Trust program to promote baseball to children (5/8/15). Coached children from the NYC Autism Charter School at Harlem's R.B.I. Field of Dreams.
- Was involved with the Cleveland Food Bank and in 2017 led team efforts with the "Step Up To The Plate" food and fundraising campaign --- a fun challenge with the Kansas City Royals, which raised nearly \$90,000 for the Foodbanks in each club's city.



# BRAD MILLER

# 15

HEIGHT	WEIGHT	BATS/THROWS	BIRTH DATE	ML SERVICE
6-2	195	L/R	10/18/1989	6.004

**FULL NAME:** Bradley Austin Miller

**BORN:** Orlando, Florida

**OPENING DAY AGE:** 30

**BECAME CARDINAL:** Signed as a free agent, February 12, 2020

**CONTRACT STATUS:** Signed through 2020

**MLB DEBUT:** June 28, 2013 vs. Chicago Cubs

**INFILDER**



MILLER, BRAD

## COMPLETE RECORD

Year	Team	AVG	G	AB	R	H	2B	3B	HR	RBI	SH	SF	HBP	BB	IBB	SO	SB	CS	GDP	SLG	OBP	E
2011	Clinton	.415	14	53	9	22	4	1	0	7	0	1	1	4	0	9	1	0	1	.528	.458	4
2012	Jackson	.320	40	147	21	47	7	2	4	12	0	1	0	22	0	26	4	1	4	.476	.406	5
	High Desert	.339	97	410	89	139	33	5	11	56	4	5	2	52	2	79	19	6	5	.524	.412	31
2013	Seattle	.265	76	306	41	81	11	6	8	36	2	2	1	24	0	52	5	3	2	.418	.318	8
	Tacoma	.356	26	104	26	37	5	1	6	28	0	3	0	15	0	18	2	1	0	.596	.426	6
	Jackson	.294	42	153	27	45	7	1	6	25	1	0	1	20	2	30	4	3	1	.471	.379	9
2014	Seattle	.221	123	367	47	81	15	4	10	36	3	3	2	34	2	95	4	2	2	.365	.288	19
2015	Seattle	.258	144	438	44	113	22	4	11	46	4	6	2	47	0	101	13	4	7	.402	.329	17
2016	Tampa Bay	.243	152	548	73	133	29	6	30	81	0	3	3	47	0	149	6	4	5	.482	.304	19
2017	Tampa Bay	.201	110	338	43	68	13	3	9	40	0	4	2	63	4	110	5	3	5	.337	.327	11
	Durham	.429	2	7	1	3	0	0	1	1	0	0	0	1	0	2	0	0	0	.857	.500	0
	Charlotte#	.273	4	11	1	3	3	0	0	0	0	0	0	2	0	2	0	0	0	.545	.385	0
2018	Tampa Bay	.256	48	156	16	40	10	1	5	21	0	2	0	16	0	51	0	0	2	.429	.322	3
	Milwaukee	.230	27	74	5	17	3	1	2	8	0	0	0	6	1	31	0	0	2	.378	.288	4
	Col. Springs	.185	8	27	4	5	0	0	1	2	0	1	0	3	0	9	1	0	1	.296	.258	3
	Charlotte#	.333	2	6	2	2	0	0	0	0	0	0	0	1	0	1	0	0	0	.333	.429	0
2019	Philadelphia	.263	66	118	22	31	3	1	12	21	0	0	1	11	0	35	1	0	2	.610	.331	2
	Cleveland	.250	13	36	4	9	3	0	1	4	0	0	0	4	0	10	1	0	0	.417	.325	2
	Scranton/W-B	.294	41	136	31	40	9	1	10	29	0	2	1	24	1	40	1	3	2	.596	.399	2
<b>MINOR TOTALS</b>		<b>.325</b>	<b>276</b>	<b>1054</b>	<b>211</b>	<b>343</b>	<b>68</b>	<b>11</b>	<b>39</b>	<b>160</b>	<b>5</b>	<b>13</b>	<b>5</b>	<b>144</b>	<b>5</b>	<b>216</b>	<b>32</b>	<b>14</b>	<b>14</b>	<b>.522</b>	<b>.405</b>	<b>60</b>
<b>MAJOR TOTALS</b>		<b>.241</b>	<b>759</b>	<b>2381</b>	<b>295</b>	<b>573</b>	<b>109</b>	<b>26</b>	<b>88</b>	<b>293</b>	<b>9</b>	<b>20</b>	<b>11</b>	<b>252</b>	<b>7</b>	<b>634</b>	<b>35</b>	<b>16</b>	<b>27</b>	<b>.419</b>	<b>.314</b>	<b>85</b>

# Injury Rehabilitation Assignment

**Note:** Major League Uniform Numbers Worn: 5 (2013-15), 13 (2016-18), 10 (2018), 17 (2019), 33 (2019).

## REGULAR SEASON FIELDING RECORD

Position	PCT	G	PO	A	E	TC	DP
First Base	.989	75	584	20	7	611	39
Second Base	.970	169	211	335	17	563	82
Third Base	.919	26	5	29	3	37	1
Shortstop	.961	376	479	911	56	1446	180
Outfield	.974	53	73	3	2	78	0

### 2019 SEASON HIGHS

**Most Hits:** 4, 9/29 vs. Miami  
**Most Runs:** 3, 4/9 at Detroit  
**Most 2Bs:** 1, six times. Last: 9/20 at Cleveland  
**Most 3Bs:** 1, 6/19 at Washington  
**Most HRs:** 2, three times. Last: 9/29 vs. Miami  
**Most RBIs:** 4, 9/24 at Washington  
**Most BBs:** 2, twice. Last: 8/26 vs. Pittsburgh  
**Most SBs:** 1, twice. Last: 7/18 vs. Los Angeles Dodgers  
**Most HBP:** 1, 7/18 vs. Los Angeles Dodgers  
**Longest Hitting Streak:** 5 games, 4/13-6/19

### CAREER HIGHS

**Most Hits:** 4, three times. Last: 9/29/19 vs. Miami  
**Most Runs:** 3, three times. Last: 4/9/19 at Detroit  
**Most 2Bs:** 2, six times. Last: 8/8/16 at Toronto  
**Most 3Bs:** 2, 7/5/13 at Cincinnati  
**Most HRs:** 2, 11 times. Last: 9/29/19 vs. Miami  
**Most RBIs:** 5, twice. Last: 9/28/13 vs. Oakland  
**Most BBs:** 4, 5/2/17 at Miami  
**Most SBs:** 2, four times. Last: 5/1/17 at Miami  
**Most HBP:** 2, 4/15/14 at Texas  
**Longest Hitting Streak:** 9 games, 6/26-7/4/18  
**Multi-HR Games:** 11. Last: 9/29/19 vs. Miami  
**Grand Slams:** 1. 9/28/13 vs. Oakland (Parker)  
**Lead-Off HR:** 2. Last: 5/27/18 vs. Baltimore (Gausman)  
**Pinch-Hit HR:** 1. 6/25/19 vs. New York Mets (Font)

### CAREER TRANSACTIONS

- Selected by the Texas Rangers in the 39th round (1,173rd overall) of the June 2008 First-Year Player Draft, but did not sign.
- Selected by the Seattle Mariners in the 2nd round (62nd overall) of the June 2011 First-Year Player Draft.
- Acquired by the Tampa Bay Rays along with RHP Danny Farquhar and 1B Logan Morrison from the Seattle Mariners in exchange for RHP Nate Karns, OF Boog Powell and LHP C.J. Riefenhauser, November 5, 2015.
- On Tampa Bay Rays Injured List (left abdominal strain), May 18 - 31, 2017, included injury rehabilitation assignment to Charlotte (A).
- On Tampa Bay Rays Injured List (right groin strain), June 7 - July 6, 2017; included injury rehabilitation assignment to Charlotte (A).
- On Tampa Bay Rays Injured List (groin strain), April 9 - 19, 2018; included injury rehabilitation assignment to Charlotte (A).
- Acquired by the Milwaukee Brewers from the Tampa Bay Rays in exchange for 1B Ji-Man Choi, June 10, 2018.
- Signed by the Los Angeles Dodgers as a free agent, February 27, 2019.
- Signed by the Cleveland Indians as a free agent, March 24, 2019.
- Signed by the New York Yankees as a free agent, April 22, 2019.
- Purchased by the Philadelphia Phillies from the New York Yankees, June 13, 2019.
- On Philadelphia Phillies Injured List (right hip tightness), September 24 - August 3, 2019.
- Signed by the St. Louis Cardinals as a free agent, February 12, 2020.

### CAREER NOTES

- Versatile player has appeared at shortstop (376), second base (169), first base (75), third base (26) and outfield (53) over a seven-year Major League career.
- Two-time American League Player of the Week honoree, both with Seattle (2013 & 2015).
- Hit seven home runs over the final nine games of the 2019 schedule. Since the MLB schedule expanded to 162 games in 1961, only Harmon Killebrew (9 in 1962) has hit more over the final nine games of a season schedule.
- Has 11 career multi-home run games since his career began in 2013, ranks 2nd-most by any player on the Cardinals current roster, trailing only Paul Goldschmidt (17) over that period.
- Has hit 88 career home runs with 78 coming against right-handed pitchers.
- Swatted a career-high 30 home runs for Tampa Bay in 2016, one more than he hit in his first three years in MLB (29 HR, 2013-15).
- Is one of 15 players in Rays history (since 1998) to hit 30 or more home runs in a single-season.
- Was traded twice in his career, from Seattle to Tampa Bay in a six-player deal in 2015 and again in 2018 from Tampa Bay to Milwaukee.

### HOME RUNS HIT BY PLAYERS FINAL 9 GAMES OF THE MLB SEASON

Player	Team	HR	YEAR
Harmon Killebrew	Twins	9	1962
<b>Brad Miller</b>	<b>Phillies</b>	<b>7</b>	<b>2019</b>
Aaron Judge	Yankees	7	2017
Chris Davis	Orioles	7	2012
Ryan Howard	Phillies	7	2007
Carlos Delgado	Blue Jays	7	2003
Harmon Killebrew	Twins	7	1963

*\*Since MLB Season Expanded to 162 Games in 1961*

- Played for the U.S. Team in the 2013 Futures Game during All-Star Week in New York.
- Spent time on the Major League Baseball Injured list four times in his career for left abdominal strain (2017), right groin strain (2017), groin strain (2018) and right hip tightness (2019).
- 2011 Atlantic Coast Conference Player of the Year at Clemson University.

**2019**

- Played for four organizations (Dodgers, Indians, Yankees, Phillies) from Spring Training through the end of the season, but only appeared in Major League games with the Indians (13) and Phillies (66).
- Hit eight of his 13 home runs during the month of September, T-4th among National League batters.
- Combined to bat .260 with 13 HR and 25 RBI over 79 games with an .894 OPS.
- Tallied three multi-home run games, all during the last two weeks of the season.
- Led all MLB players hitting seven home runs from Sept. 21 through the end of the season, T-2nd most (Harmon Killebrew, MIN, 9 HR, 1962) by any player over the final nine games of an MLB season since the schedule expanded to 162 games in 1961.
- Hit 12 HR vs. right-handed pitchers and 1 HR vs. a right-handed pitcher.
- Hit his first career pinch-hit home run on 6/25 vs. NYM off Wilmer Font, as part of a five-run rally giving Jake Arrieta a win after trailing 5-2 entering the inning.
- Began his 2019 journey in Spring Training with the Dodgers, but was released and signed by the Cleveland Indians (3/24) at the end of March. Was later signed by the New York Yankees as a free agent in late April (4/22), but did not appear in a Major League game.
- Played in 41 games with Scranton-Wilkes Barre (AAA), hitting 10 HR with a .399 on-base percentage.

**2018**

- Played in 75 games between Tampa Bay (48) and Milwaukee (27) over the course of the season.
- Played in 10 minor league games making appearances in Colorado Springs (AAA) and at Charlotte (A) for injury rehabilitation.
- Missed time on the Injured List for a groin strain (4/9-19).
- Was designated for assignment on June 7, then was traded from the Rays to the Brewers on June 10 for 1B Ji-Man Choi and sent to Colorado Springs.
- Ran off a career-high nine game hitting streak (6/26-7/4), batting .355 (11-31) with 2 HR and 6 RBI during the stretch.
- Batted .324 (11-34) during the month of July.
- Batted .458 (11-24) in Interleague play, highest in MLB among players with 25 or more plate appearances.
- Hit a career-low seven home runs and did not record an RBI over his final 14 games of the season.

**2017**

- Made his fourth consecutive Opening Day roster (Seattle 2014-15, Tampa Bay 2016-17).
- Missed a combined 42 games to injuries. Missed 15 games on the 10-day Injured List (5/16-31) with a left abdominal strain and 27 games (6/7-7/6) with a right groin strain.
- Walked once every 6.46 plate appearances, 4th-highest rate in the American League (min. 300 PA) and the highest by a Rays player since Carlos Peña (6.32) in 2008.
- Drew a game-ending walk with the bases loaded vs. TOR, his first walk-off RBI of his career, becoming the first player in Rays history to have his first walk-off RBI come via walk.

**AWARDS & HONORS****American League Player of the Week**

2015: Seattle - May 12-18

2013: Seattle - July 16-22

**Sirius/XM All-Star Futures Games Selection**

2013: Unites States

**Southern League Player of the Week**

2013: Jackson (AA) - April 9-15

**California League Player of the Week**

2012: High Desert (A) - April 10-16

**California League Mid-Season All-Star**

2012: High Desert (A)

**MiLB.com Organization All-Star**

2013: Seattle

2012: Seattle

**Seattle Mariners Unsung Hero Award**

2015: Seattle

**Atlantic Coast Conference Player of the Year**

2011: Clemson

**CAREER MILESTONES****Major League Debut**

June 28, 2013 vs. Chicago Cubs

**First Career Major League Hit**June 30, 2013 vs. Chicago Cubs  
(5th inning, double, off Edwin Jackson)**First Career Major League Home Run**July 19, 2013 at Houston  
(6th inning, 2-run, off Bud Norris)

- Became the first Rays player to hit two triples in a series at Fenway Park (4/14-17).
- Drew a career-high four walks vs. MIA (5/2), tied for the most by a second baseman during the 2017 season with Chris Taylor, who pulled off the feat the same day vs. SF.
- Hit a solo home run off Mike Montgomery vs. CHI (9/19), the Rays only hit of the game and marked the 7th time since 1913, that a team's only hit of a game was a home run by the No. 9 batter in the lineup.
- Batted .320 (8-25) with two doubles, two home runs and nine RBI over his final eight games of the season to move his batting average above .200 for the season.
- Made only one error over his final 62 games of the season (159 total chances), tied for the fewest among qualifying MLB second basemen (Daniel Murphy & Jed Lowrie).
- Following the season, underwent core muscle surgery, performed by Dr. William Meyers in Philadelphia.



## 2016

- Established career-highs with 30 HR, 81 RBI, 29 doubles, 6 triples, 133 hits and 73 runs.
- His 30 home runs hit were one more than his total of 29 hit in his first three Major League seasons.
- Ranked T-5th in the American League, tying his career-high with six triples.
- Hit 27 of his 30 home runs vs. right-handed pitchers.
- Joined teammate Evan Longoria becoming the 3rd pair of Rays teammates to hit 30 home runs in a season (Longoria & Carlos Peña 2009; Fred McGriff & José Canseco 1999).
- Became the 17th player in Major League history to hit at least 30 HR while playing the majority of his games at shortstop, but the first of those who hit left-handed.
- Set the Rays record for home runs by a primary shortstop and the then-record for most while playing the position (19) before it was passed in 2019 by Willy Adames (20).
- Enjoyed three multi-home run games (8/13 at NYY; 8/16 vs. SD & 9/21 vs. NYY).
- Homered in three straight games (8/3-5 vs. KC & MIN).
- Began the season as the starting shortstop and finished as the primary first baseman. Started 140 games (SS-95, 1B-37, DH-7, LF-1). Was one of three players since 1913 to make at least 35 starts at shortstop and first base in the same season with Mark Loretta (MIL, 1999) and Dots Miller (STL, 1914).
- Hit 8 HR and 26 RBI in the month of August. Established his career-high in both categories and was the 4th-most RBI in the American League in August 2016. The 26 RBI were 5th-most by a Rays player in August in franchise history.
- Hit the fifth home run in Tropicana Field history to land in the Rays Touch Tank in right-centerfield since it opened in 2006 vs. NYY (7/31).
- Led all MLB players with five games hitting a double and a triple in the same game.
- According to STATS LLC, the eight times his home runs accounted for all the Rays runs in a game tied the MLB record (since 1974) by George Hendrick with the 1980 Cardinals.

## 2015

- Named American League Player of the Week (5/12-18) batting .429 (9-21) with 4 HR, 5 RBI and three doubles. Hit safely in all six games and collected a multi-home run game vs. BOS (5/16).
- Collected a career-high 13 stolen bases in 17 attempts.
- Was named the Seattle Mariners Unsung Hero Award winner, given out by the Seattle Chapter of the BBWAA to the player who makes significant contributions on and off the field with media, staff and fans.

## 2014

- Was on the Seattle Opening Day roster and played in 123 games during the season, starting 105 at shortstop, with two starts at second base.
- One of five American League shortstops to post double-digit home run totals (A. Ramirez 15, Bogaerts 12, S. Rodriguez 12, Zobrist 10).

## 2013

- Played in 76 games his rookie season with Seattle after being promoted from Tacoma (AAA) where he had completed a streak of 22 straight games with a hit prior to his promotion.
- Made his Major League debut vs. CHI (6/28) and collected an RBI. Recorded his first MLB hit two days later when he hit the first of two doubles in a game, the first off Edwin Jackson.
- Named American League Player of the Week (7/16-22), collecting his first career multi-home run game at HOU (7/19) while tallying a career-high 5 RBI. Was first Mariners rookie to win the weekly award since Ken Griffey, Jr., in 1989.
- Posted a game with two doubles (6/30 vs. CHI), two triples (7/5 at CIN) and two home runs (7/19 at HOU) in his first 17 Major League games.
- Hit a career-high two triples at CIN (7/5).
- Hit his first and only career grand slam as part of his 4th career multi-home run game vs. OAK (9/28) off Jarrod Parker. Matched his career-high with 5 RBI in the game.
- Played for the U.S. Team in the Futures Game during All-Star Week in New York.

## MINOR LEAGUE HIGHLIGHTS

- Twice named Player of the Week, first with High Desert (A) in the California League (4/10-16) in 2012 and then with Jackson (AA) in the Southern League (4/9-15) in 2013.
- Ranked 2nd among all minor league players with 186 hits and 4th with 110 runs in 2012.
- Ranked among California League leaders in batting (.339, 2nd), on-base pct (.412, 2nd), slugging (.524, 6th), OPS (.936, 4th), doubles (33, T3rd) and runs (89, 7th) in 2012.

## BACKGROUND/PERSONAL

- Graduated from Olympia High School in Orlando, Fla.
- Originally selected by the Texas Rangers in the 39th round of the June, 2008 First-Year Player Draft, but did not sign.
- Played college baseball at Clemson University where he finished his career with a .339 BA, 16 HR and 135 RBI over a three-year career.
- Named Atlantic Coast Conference Player of the Year and First Team All-ACC in 2011 after leading the conference in batting (.395).
- Played in the 2010 College World Series batting .188 (3-16) with two runs and an RBI for the Tigers.
- Played opposite current teammate Tyler Webb (South Carolina).
- His father, Steve, played college baseball at the University of Northern Iowa. His sister, Megan, was an accomplished high school softball player.
- Was a two-time member of the U.S. National Team (2009, 2010).
- Played AAU baseball for former White Sox and Tigers outfielder Chet Lemon.
- Resides in Windemere, Florida.
- Grew up a few houses away from Ken Griffey Jr's house in Windemere.



# YADIER MOLINA

(Yah-DEE-air)

4

HEIGHT	WEIGHT	BATS/THROWS	BIRTH DATE	ML SERVICE
5-11	225	R/R	7/13/1982	15.123

**FULL NAME:** Yadier Benjamin Molina

**BORN:** Bayamon, Puerto Rico

**OPENING DAY AGE:** 37 (Turns 38 on July 13)

**BECAME CARDINAL:** Selected in the fourth round (113th overall) of the June, 2000 First-Year Player Draft

**CONTRACT STATUS:** Signed through 2020

**MLB DEBUT:** June 3, 2004 at Pittsburgh

**CATCHER**



MOLINA

## COMPLETE RECORD

Year Team	AVG	G	AB	R	H	2B	3B	HR	RBI	SH	SF	HBP	BB	IBB	SO	SB	CS	GDP	SLG	OBP	E
2001 Johnson City	.259	44	158	18	41	11	0	4	18	0	2	3	12	1	23	1	1	4	.405	.320	7
2002 Peoria	.280	112	393	39	110	20	0	7	50	4	2	10	21	0	36	2	7	14	.384	.331	14
2003 Tennessee	.275	104	364	32	100	13	1	2	51	0	3	5	25	2	45	0	1	11	.332	.327	8
2004 Memphis	.302	37	129	19	39	6	0	1	14	0	2	2	17	0	14	0	0	2	.372	.387	0
ST. LOUIS	.267	51	135	12	36	6	0	2	15	2	1	0	13	3	20	0	1	4	.356	.329	2
2005 ST. LOUIS	.252	114	385	36	97	15	1	8	49	8	3	2	23	3	30	2	3	10	.358	.295	7
2006 ST. LOUIS	.216	129	417	29	90	26	0	6	49	8	2	8	26	2	41	1	2	15	.321	.274	5
2007 ST. LOUIS	.275	111	353	30	97	15	0	6	40	2	4	3	34	5	43	1	1	18	.368	.340	6
2008 ST. LOUIS	.304	124	444	37	135	18	0	7	56	3	5	1	32	4	29	0	2	21	.392	.349	10
2009 ST. LOUIS	.293	140	481	45	141	23	1	6	54	6	1	6	50	2	39	9	3	27	.383	.366	5
2010 ST. LOUIS	.262	136	465	34	122	19	0	6	62	2	5	7	42	6	51	8	4	19	.342	.329	5
2011 ST. LOUIS	.305	139	475	55	145	32	1	14	65	5	4	1	33	4	44	4	5	21	.465	.349	6
2012 ST. LOUIS	.315	138	505	65	159	28	0	22	76	3	5	5	45	4	55	12	3	10	.501	.373	3
2013 ST. LOUIS	.319	136	505	68	161	44	0	12	80	0	3	3	30	4	55	3	2	14	.477	.359	4
2014 ST. LOUIS	.282	110	404	40	114	21	0	7	38	1	6	6	28	4	55	1	1	14	.386	.333	2
Springfield#	.833	2	6	2	5	3	0	0	2	0	0	0	0	0	1	0	0	0	1.333	.833	0
2015 ST. LOUIS	.270	136	488	34	132	23	2	4	61	1	9	0	32	3	59	3	1	16	.350	.310	7
2016 ST. LOUIS	.307	147	534	56	164	38	1	8	58	0	2	6	39	1	63	3	2	22	.427	.360	2
2017 ST. LOUIS	.273	136	501	60	137	27	1	18	82	1	9	4	28	4	74	9	4	14	.439	.312	7
2018 ST. LOUIS	.261	123	459	55	120	20	0	20	74	0	6	9	29	0	66	4	3	15	.436	.314	3
Springfield#	.000	2	5	0	0	0	0	0	1	0	1	1	0	0	1	0	0	0	.000	.143	0
2019 ST. LOUIS	.270	113	419	45	113	24	0	10	57	0	5	5	23	0	58	6	0	14	.399	.312	1
Springfield#	.083	4	12	0	1	0	0	0	1	0	1	1	0	0	8	1	0	0	.083	.143	0
Memphis#	.250	4	8	2	2	0	0	1	5	2	0	0	0	0	4	0	0	0	.625	.250	0
MINOR TOTALS	.277	309	1075	112	298	53	1	15	142	6	11	22	75	3	132	4	9	31	.370	.334	29
MAJOR TOTALS	.282	1983	6970	701	1963	379	7	156	916	42	70	66	507	49	782	66	37	254	.405	.333	75

#Injury Rehabilitation Assignment

**Note:** Major League Uniform Numbers Worn: 41 (2004-05), 4 (2006-present)

## WILD CARD RECORD

Year Team	AVG	G	AB	R	H	2B	3B	HR	RBI	SH	SF	HBP	BB	IBB	SO	SB	CS	GDP	SLG	OBP	E
2012 STL at ATL	.000	1	4	0	0	0	0	0	1	0	0	0	0	0	0	0	0	1	.000	.000	0

## DIVISION SERIES RECORD

Year Team	AVG	G	AB	R	H	2B	3B	HR	RBI	SH	SF	HBP	BB	IBB	SO	SB	CS	GDP	SLG	OBP	E
2004 STL vs. LAD	ELIGIBLE -- DID NOT APPEAR																				
2005 STL vs. SD	.231	3	13	1	3	0	0	0	3	0	0	0	0	0	1	0	0	0	.231	.231	0
2006 STL vs. SD	.308	4	13	0	4	1	0	0	1	0	0	0	0	0	2	0	1	2	.385	.308	1
2009 STL vs. LAD	.308	3	13	0	4	1	0	0	0	0	0	0	0	0	1	0	0	1	.385	.308	0
2011 STL vs. PHI	.211	5	19	1	4	0	0	0	1	0	0	0	1	1	5	1	0	0	.211	.250	1
2012 STL vs. WSH	.118	5	17	3	2	0	0	0	1	0	0	1	5	0	1	0	0	2	.118	.348	0
2013 STL vs. PIT	.294	5	17	2	5	1	0	1	1	0	0	0	3	0	3	0	0	0	.529	.400	0
2014 STL vs. LAD	.200	4	15	2	3	1	0	0	0	0	0	0	0	0	3	0	0	0	.267	.200	0
2015 STL vs. CHI	.125	3	8	0	1	0	0	0	0	0	0	0	0	0	2	0	0	0	.125	.125	0
2019 STL vs. ATL	.143	5	21	1	3	0	0	0	2	0	1	0	1	1	2	0	0	1	.143	.174	0
D.S. TOTALS	.213	37	136	10	29	4	0	1	9	0	1	1	10	2	20	1	1	6	.265	.270	2

## LEAGUE CHAMPIONSHIP SERIES RECORD

Year Team	AVG	G	AB	R	H	2B	3B	HR	RBI	SH	SF	HBP	BB	IBB	SO	SB	CS	GDP	SLG	OBP	E
2004 STL vs. HOU	.250	1	4	0	1	0	0	0	0	0	0	0	0	0	0	0	0	0	.250	.250	0
2005 STL vs. HOU	.318	6	22	1	7	3	0	0	0	0	0	0	0	0	2	0	0	1	.455	.318	0
2006 STL vs. NY	.348	7	23	2	8	1	0	2	6	0	0	0	3	0	2	0	0	0	.652	.423	0
2011 STL vs. MIL	.333	6	24	5	8	3	0	0	2	0	0	0	2	1	3	0	0	1	.458	.385	0
2012 STL vs. SF	.393	7	28	2	11	1	0	0	2	0	0	0	0	0	1	0	0	0	.429	.393	0
2013 STL vs. LAD	.227	6	22	2	5	0	0	0	1	0	0	0	3	0	4	0	0	2	.227	.320	0
2014 STL vs. SF	.333	2	6	0	2	0	0	0	0	1	0	0	0	0	0	0	0	1	.333	.333	0
2019 STL vs. WSH	.167	4	12	1	2	0	0	1	1	0	0	2	0	0	1	0	0	1	.417	.286	0
L.C.S. TOTALS	.312	39	141	13	44	8	0	3	12	1	0	2	8	1	13	0	0	6	.433	.358	0

## WORLD SERIES RECORD

Year Team	AVG	G	AB	R	H	2B	3B	HR	RBI	SH	SF	HBP	BB	IBB	SO	SB	CS	GDP	SLG	OBP	E
2004 STL vs. BOS	.000	3	3	0	0	0	0	0	0	0	0	0	0	0	1	0	0	0	.000	.000	0
2006 STL vs. DET	.412	5	17	3	7	2	0	0	1	0	0	0	3	1	1	0	0	0	.529	.500	0
2011 STL vs. TEX	.333	7	24	1	8	2	0	0	9	0	1	0	4	1	3	0	0	0	.417	.414	0
2013 STL vs. BOS	.304	6	23	0	7	1	0	0	2	0	0	0	1	1	3	0	0	0	.348	.333	0
W.S. TOTALS	.328	21	67	4	22	5	0	0	12	0	1	0	8	3	8	0	0	0	.403	.395	0

## ALL-STAR GAME RECORD

Year Team	AVG	G	AB	R	H	2B	3B	HR	RBI	SH	SF	HBP	BB	IBB	SO	SB	CS	GDP	SLG	OBP	E
2009 National	.500	1	2	1	1	0	0	0	1	0	0	0	0	0	0	0	0	0	.500	.500	0
2010 National	1.000	1	1	0	1	0	0	0	0	0	0	0	0	0	0	0	0	0	1.000	1.000	0
2011 National	1.000	1	1	0	1	1	0	0	0	0	0	0	0	0	0	0	0	0	2.000	1.000	0
2012 National	SELECTED -- DID NOT PLAY (BEREAVEMENT)																				
2013 National	.000	1	2	0	0	0	0	0	0	0	0	0	0	0	0	0	0	0	.000	.000	0
2014 National	INJURED -- DID NOT PLAY																				
2015 National	1.000	1	1	0	1	0	0	0	0	0	0	0	0	0	0	0	0	0	1.000	1.000	0
2017 National	1.000	1	1	1	1	0	0	1	1	0	0	0	1	0	0	0	0	0	4.000	1.000	0
2018 National	.000	1	1	0	0	0	0	0	0	0	0	0	0	0	0	0	0	0	.000	.000	0
ALL-STAR TOTALS	.556	7	9	2	5	1	0	1	2	0	0	0	1	0	0	0	0	0	1.000	.600	0

## WORLD BASEBALL CLASSIC RECORD

Year Team	AVG	G	AB	R	H	2B	3B	HR	RBI	SH	SF	HBP	BB	IBB	SO	SB	CS	GDP	SLG	OBP	E
2006 Puerto Rico	.600	4	5	1	3	0	0	0	1	0	0	0	0	0	0	0	0	0	.600	.600	0
2009 Puerto Rico	.167	3	6	0	1	1	0	0	2	0	0	0	2	0	0	0	0	0	.333	.375	0
2013 Puerto Rico	.259	7	27	2	7	0	0	0	0	0	0	0	1	0	5	1	0	1	.259	.286	1
2017 Puerto Rico	.333	6	24	4	8	0	0	2	6	1	0	0	0	0	2	0	0	3	.583	.333	0
WBC TOTALS	.306	20	62	7	19	1	0	2	9	1	0	0	3	0	7	1	0	4	.419	.338	1

Note: Named to All-WBC Team in 2013 & 2017

## JAPAN ALL-STAR SERIES RECORD

Year Team	AVG	G	AB	R	H	2B	3B	HR	RBI	SH	SF	HBP	BB	IBB	SO	SB	CS	GDP	SLG	OBP	E
2018 MLB All-Stars	.500	4	16	1	8	1	0	1	4	0	0	1	0	0	4	0	1	0	.750	.529	-

## REGULAR SEASON FIELDING RECORD

Position	PCT	G	PO	A	E	TC	DP	PB	CS	ATT	PCT	P-OFF
Catcher	.995	1947	13434	972	72	14478	120	86	345	858	40.2	50
First Base	.975	44	106	11	3	120	11					
Third Base	-	1	0	0	0	0	0					

**Note:** Rawlings Platinum Glove Award winner: 2011, 2012, 2014, 2015

**Rawlings Gold Glove Award winner:** 2008, 2009, 2010, 2011, 2012, 2013, 2014, 2015, 2018

**2005:** Led MLB catchers in caught stealing pct. (64.1).

**2006:** Led NL catchers in assists (79).

**2007:** Led MLB catchers in caught stealing pct. (54.0).

**2009:** Led NL catchers in games (138).

**2010:** Led MLB catchers in caught stealing pct. (48.5). NL catchers in assists (79), innings caught (1138.0).

**2011:** Led NL catchers in games (137).

**2012:** Led NL catchers in assists (88).

**2013:** Led NL catchers in innings caught (1115.1), games (131), total chances (1043), putouts (976).

**2014:** Led MLB catchers in caught stealing pct. (64.1). Led NL catchers in fielding pct. (.998).

**2015:** Led MLB catchers in total chances (1127) and putouts (1064). Led NL catchers in innings caught (1149.2), games (134), double plays (9).

**2016:** Led MLB catchers in innings caught (1218.1), games (146), total chances (1175), putouts (1113), and fielding pct. (.998).

**2017:** Led MLB catchers in double plays in 2017 (13). Led NL catchers in innings caught (1125.2), games (133).

**2018:** Led NL catchers in fielding pct. (.998).

**2019:** Co-led MLB catchers in fielding pct. (.999).

## 2019 SEASON HIGHS

**Most Hits:** 3, nine times. Last: 9/20 at Chicago Cubs

**Most Runs:** 3, twice. Last: 8/27 at Milwaukee

**Most 2Bs:** 2, twice. Last: 4/23 vs. Milwaukee

**Most HRs:** 2, 8/27 at Milwaukee

**Most RBI:** 4, 9/23 at Arizona

**Most BBs:** 3, 9/29 vs. Chicago Cubs

**Longest Hitting Streak:** 16 games. 4/9-4/29

## CAREER HIGHS

**Most Hits:** 4, 18 times. Last: 7/19/18 at Chicago Cubs

**Most Runs:** 4, seven times. Last: 6/25/17 at Pittsburgh

**Most 2Bs:** 2, 19 times. Last: 4/23/19 vs. Milwaukee

**Most HRs:** 2, seven times. Last: 8/27/19 at Milwaukee

**Most RBI:** 5, twice. Last: 9/10/17 vs. Pittsburgh

**Most BBs:** 3, eight times. Last: 9/29/19 vs. Chicago Cubs

**Most SBs:** 2, three times. Last: 8/3/12 vs. Milwaukee

**Most HBPs:** 2: 5/7/06 at Florida

**Longest Hitting Streak:** 16 games, 4x. Last: 4/9-4/29/19

**Grand Slams:** 6. Last: 9/4/18 at Washington (Sammy Solis)

**Extra-Inning HR:** 1. 6/20/17 at Philadelphia (Casey Fien)

**Game-Ending HR:** n/a

## CAREER TRANSACTIONS

- Selected by the St. Louis Cardinals in the fourth round (113th overall) of the June 2000 free-agent draft.
- On St. Louis injured list (fractured left hand), July 8 - August 17, 2005.
- On St. Louis injured list (fractured left wrist), May 30 - June 28, 2007.
- Served five-game Major League Baseball suspension, August 4-9, 2011.
- On St. Louis injured list (right knee sprain), July 31 - August 15, 2013.
- On St. Louis injured list (torn ligament, right thumb) July 10 - August 28, 2014; included rehabilitation assignment to Springfield (AA).
- Served one-game Major League Baseball suspension, April 11, 2018.
- On St. Louis injured list (pelvic injury with traumatic hematoma), May 6 - June 4, 2018; included rehabilitation assignment to Springfield (AA).
- On St. Louis injured list (right thumb tendon strain), May 29 - June 10, 2019.
- On St. Louis injured list (right thumb tendon sprain), July 8 - August 11, 2019; included rehabilitation assignments to Memphis (AAA) and Springfield (AA).

## AWARDS & HONORS

### World Series Championship

2006: St. Louis  
2011: St. Louis

### National League All-Star

2009: St. Louis (starter)  
2010: St. Louis (starter)  
2011: St. Louis  
2012: St. Louis  
2013: St. Louis (starter)  
2014: St. Louis  
2015: St. Louis  
2017: St. Louis  
2018: St. Louis

### Roberto Clemente Award

2018: St. Louis

### Louisville Silver Slugger Award - Catcher

2013: St. Louis

### Rawlings Platinum Glove Award

2011, 2012, 2014, 2015

### Rawlings National League Gold Glove Award - Catcher

2008, 2009, 2010, 2011  
2012, 2013, 2014, 2015, 2018

### Wilson Defensive Player of the Year - Catcher

2012: St. Louis  
2013: St. Louis

### Fielding Bible Award - Catcher

2007, 2008, 2009,  
2010, 2012, 2013

### National League Player of the Week

August 26-September 1, 2019

### All-World Baseball Classic Team

2013: Puerto Rico  
2017: Puerto Rico

### World Baseball Classic Pool F MVP

2017: Puerto Rico

### Darryl Kile Award

2015: St. Louis

### Midwest League Championship

2002: Peoria (A)

### BBWAA J.G. Taylor Spink Award for St. Louis Baseball Man of the Year

2012  
2013 (w/ Matt Carpenter & Adam Wainwright)

## CAREER NOTES

- The 2020 season marks Molina's 17th in the Cardinals organization (2004-20), tying Bob Gibson (17, 1959-75) for 3rd-most in franchise history, and trailing only Jesse Haines (18, 1920-37) and Stan Musial (22, 1941-44, '46-63).
- Only Stan Musial has played more seasons exclusively as a St. Louis Cardinal in their career (tied with Bob Gibson).
- Molina's 17th season with the same organization ties the most by any primary catcher in MLB history, joining Bill Dickey (Yankees, 1928-43, '46), Johnny Bench (Reds, 1967-83), and Jorge Posada (Yankees, 1995-2011).
- Is the longest tenured active Major League player to appear with the same franchise (17 seasons from 2004-20), ahead of Washington's Ryan Zimmerman (16, 2005-19), Boston's Dustin Pedroia (15, 2006-20), and teammate Adam Wainwright (15, 2005-10, '12-20).
- Made 15 straight Opening Day starts at catcher (2005-19), the most all-time by a Redbirds backstop and most consecutive at a single position by any Cardinal. His 15 Opening Day starts tie Lou Brock (15, 1965-79) for 2nd-most in franchise history and trail only Stan Musial (21, 1942-44, '46-63).
- Yadier (2006, 2011) and his two older brothers, Bengie (2002 Angels) and Jose (2009 Yankees), are the only trio of brothers to have all won a World Series ring.
- Signed a three-year contract extension on April 2, 2017, that runs through the 2020 season.

## Teammates with Adam Wainwright

- Molina and Adam Wainwright have been a starting battery for 265 career regular season games, most in Cardinals history and 7th-most in Major League history (*since 1908*). Surpassed Bob Gibson & Tim McCarver's franchise record of 198 starts on June 15, 2016.
- The 2020 season marks the 16th (2005-20) Molina and Wainwright have been teammates, most in franchise history ahead of Stan Musial and Red Schoendienst (14 seasons from 1946-56, '61-63).
- The New York Yankees were the last Major League team to feature the same teammates for 16 or more seasons with Mariano Rivera and Derek Jeter (19 seasons; 1993-2013). The Atlanta Braves were the last National League team with John Smoltz and Tom Glavine (16 seasons; 1988-2002, '08), and Smoltz with Chipper Jones (16; 1993-2008).

## All-Time Defensive Accolades

- Ranks among all-time Major League catching leaders and is the active leader in innings caught (7th, 16,327.2), games (7th, 1,947), starts (6th, 1,881), putouts (2nd, 13,434), total chances (2nd, 14,478), fielding percentage (11th, .995), and pickoffs (4th, 50).
- Also leads all active MLB catchers in caught stealing percentage (40.2), attempted basestealers caught (294), double plays (120), assists (972) since his debut in 2004.
- Led Major League catchers in caught stealing percentage on four occasions (2005, 2007, 2010, 2014).
- Since taking over as the Cardinals starting catcher in 2005, opponents have attempted only 1,219 stolen bases against St. Louis, fewest in the majors (Arizona is 2nd at 1,617).



### CAREER MILESTONES

#### Major League Debut

June 3, 2004 at Pittsburgh

#### First Major League Hit

June 3, 2004 at Pittsburgh  
(5th inning, single, off Oliver Perez)

#### First Major League Home Run

September 23, 2004 at Milwaukee  
(8th inning, solo, off Matt Wise)

#### 1,000th Major League Game

June 12, 2012 vs. Chicago White Sox

#### 1,000th Major League Hit

September 4, 2012 vs. New York (N.L.)  
(2nd inning, infield single, off Matt Harvey)

#### 100th Major League Home Run

August 19, 2015 vs. San Francisco  
(8th inning, solo, off Hunter Strickland)

#### 150th Major League Home Run

May 14, 2019 at Atlanta  
(5th inning, 3-run, off Mike Foltynewicz)

- Has been the starting catcher in 155 team shutout wins during his career, 4th-highest total all-time among Major League catchers (*since 1908*), behind Yogi Berra (184), Gary Carter (168), Carlton Fisk (157).
- Started and played the duration of 133 career extra-inning games exclusively at catcher, most in Cardinals history and 16th all-time among catchers in MLB history (*since 1908*).
- Is one of three catchers in MLB history to have caught 100+ games in 15 seasons (2005-19). His 15 seasons of 100 or more starts behind the plate rank tie Bob Boone for 2nd-most in MLB history behind only Iván Rodríguez (16).

#### St. Louis Cardinals All-Time Leaders

- Ranks among Cardinals all-time leaders in games played (1,983, 4th), hits (1,963, 7th), doubles (379, 4th), RBI (916, 9th), at-bats (6,970, 4th), extra-base hits (542, 10th), and sacrifice flies (70, 1st).

#### Offensively Among MLB Primary Catchers

- Is the active leader and ranks among all-time catching leaders in Major League history in career at-bats (12th), hits (13th), doubles (T9th), total bases (17th), and RBI (17th).
- His career 17 four-hit games since 2004 are 3rd-most among primary catchers, trailing Joe Mauer (20) and Iván Rodríguez (19).
- Is one of just seven qualified catchers to record four seasons with a .300+ season batting mark (.305 in 2011; .315 in 2012; .319 in 2013; .307 in 2016), joining Ivan Rodríguez (7 seasons), Mike Piazza (7), Mickey Cochrane (7), Ted Simmons (6), Bill Dickey (5) and Buster Posey (4) (*min. 502 plate appearances*).
- Enters the 2020 season 37 career hits from reaching 2,000 and 84 RBI from 1,000, a feat accomplished by only eight primary catchers all-time in MLB history (Yogi Berra, Johnny Bench, Joe Torre, Ted Simmons, Carlton Fisk, Gary Carter, Mike Piazza, and Iván Rodríguez).
- Is Major League Baseball's 3rd-toughest catcher to strike out (once every 9.79 PA's) since his Major League debut in 2004, and ranks 23rd overall among all Major Leaguers during that time span.
- Since 2008, his 429 hits with runners in scoring position leads all Major League catchers (ranks 11th overall) and his .308 batting average (429-1395) ranks 2nd to Buster Posey (.312, 355-1138); his .281 average (189-672) with runners in scoring position and two outs, leads all catchers.
- His 212 RBI over the past three seasons (2017-19) leads all Major League catchers (J.T. Realmuto ranks 2nd with 200).

#### Busch Stadium III

- Holds the all-time Busch Stadium III record in games played (919), at-bats (3,183), hits (907), doubles (176), RBI (407), total bases (1,260), and singles (671).
- Is one of only four primary catchers in MLB history to hold their home stadium's all-time hits record, joining Jim Sundberg (582 at Arlington Stadium), Joe Mauer (637 at Target Field), and Buster Posey (650 at Oracle Park).
- Was the Cardinals starting catcher in the first game in Busch Stadium III history (April 10, 2006 vs. Milwaukee), opposite starting pitcher Mark Mulder.

### GOLD GLOVE AWARDS BY A CARDINAL

Rank	Position	Awards	Seasons
1.	Ozzie Smith	SS	11 1982-92
2.	Bob Gibson	P	9 1965-73
	<b>Yadier Molina</b>	<b>C</b>	<b>9 2008-15, '18</b>
4.	Curt Flood	OF	7 1963-69
5.	Bill White	1B	6 1960-65
	Keith Hernandez	1B	6 1978-83
	Jim Edmonds	OF	6 2000-05

### GOLD GLOVES AWARDS AMONG CATCHERS IN MAJOR LEAGUE HISTORY

Rank	Awards	Seasons
1.	Iván Rodríguez	13 1992-2001, '04, '06-07
2.	Johnny Bench	10 1968-77
3.	<b>Yadier Molina</b>	<b>9 2008-15, '18</b>
4.	Bob Boone	7 1978-79, '82, '86-89
5.	Jim Sundberg	6 1976-81
6.	Bill Freehan	5 1965-69
	Salvador Pérez	5 2013-16, '18

### MOST GOLD GLOVES BY TEAMS IN MAJOR LEAGUE HISTORY

Rank	GGs	Rank	GGs
1. Cardinals	89	6. Pirates	49
2. Orioles	71	Red Sox	49
3. Yankees	65	8. Twins	45
4. Braves	54	Dodgers	45
Reds	54	10. Giants/Tigers	43

## MAJOR LEAGUE BATTERY MATES

*Top Pitching & Catching Tandems in MLB History (since 1908)*

Tandem & Team(s)	Starts
1. Mickey Lolich & Bill Freehan Detroit Tigers (1963-75)	324
2. Warren Spahn & Del Crandall Boston/Milwaukee Braves (1949-63)	316
3. Red Faber & Ray Schalk Chicago White Sox (1914-26)	306
4. Don Drysdale & John Roseboro Brooklyn/Los Angeles Dodgers (1957-67)	283
5. Red Ruffing & Bill Dickey New York Yankees (1930-46)	282
6. Steve Rogers & Gary Carter Montreal Expos (1975-84)	270
7. <b>Adam Wainwright &amp; Yadier Molina</b> <b>St. Louis Cardinals (2005-present)</b>	<b>265</b>
8. Bob Lemon & Jim Hegan Cleveland Indians (1946-57)	264

St. Louis Cardinals	Starts
1. <b>Adam Wainwright &amp; Yadier Molina</b> <b>2005-present</b>	<b>265</b>
2. Bob Gibson & Tim McCarver 1959-69, '73-74	197
3. Bob Forsch & Ted Simmons 1974-80	174
4. <b>Chris Carpenter &amp; Yadier Molina</b> <b>2004-12</b>	<b>158</b>

## MOST SEASONS AS TEAMMATES

St. Louis Cardinals	Seasons
<b>Yadier Molina &amp; Adam Wainwright</b> <b>2005-20</b>	<b>16</b>
Stan Musial & Red Schoendienst 1946-56, 1961-63	14

*\*Wainwright missed the 2011 season due to injury*

**Most recent Major League team with 16 or more seasons:**

New York Yankees	Seasons
Mariano Rivera & Derek Jeter 1995-2013	19

**Most recent National League team with 16 or more seasons:**

Atlanta Braves	Seasons
John Smoltz & Tom Glavine 1988-2002, 2008	19
John Smoltz & Chipper Jones 1993-2008	19

*\* Jones (1994) and Smoltz (2000) missed seasons due to injuries*

## Awards

- Winner of nine Rawlings Gold Glove Awards (2008-15, '18), including a run of eight consecutive. Is the only Cardinals catcher to win the award more than three times (Mike Matheny-3, Tom Pagnozzi-2).
- Since the award's inception in 2011, has won four of the nine National League Rawlings Platinum Glove awards (2011-12, 2014-15) that go to the player voted as the best defender at any position in the National League.
- Named to the National League All-Star Team on nine occasions (2009-15, '17-18), including seven straight.
- His nine All-Star selections with the Cardinals tie him with Red Schoendienst, Albert Pujols, and Bob Gibson for 5th-most among franchise leaders.
- His .556 average during All-Star exhibitions ranks 2nd all-time among players with at least nine All-Star plate appearances. Only Hall of Fame center fielder Richie Ashburn, who hit .600 (6-10) in four All-Star games, hit at a better clip.
- Won his first Louisville Silver Slugger award following the 2013 season, presented annually to the best offensive player at each position in each league with voting by Major League managers and coaches.
- Winner of the prestigious 2018 Roberto Clemente Award, annually given by Major League Baseball to the player "who best represents the game of baseball through positive contributions on and off the field, including sportsmanship and community involvement. Joined Carlos Beltran (2013), Albert Pujols (2008), Ozzie Smith (1995) and Lou Brock (1975) as former Cardinals winners.

## Postseason Career

- Has taken part in four World Series (2004, 2006, 2011, 2013), winning championships in 2006 and 2011.
- Appeared in a franchise record 10 postseasons (2004-06, '09, '11-15, '19). Is the 18th position player (5th catcher) in MLB history to appear in 10 or more postseasons.
- Appeared in a National League-record 98 postseason games, ranking 7th all-time in MLB postseason history behind Derek Jeter (158), Jorge Posada (125), Bernie Williams (121), David Justice (112), Manny Ramirez (111) and Tino Martinez (99).
- Is the Cardinals all-time postseason leader in hits (95), singles (74), games played, and at-bats (348).
- Sports a career .273 (95-348) postseason average with 95 hits and 17 doubles, both of which rank 2nd all-time among catchers, trailing Jorge Posada (103 hits & 23 doubles).
- Tied with Albert Pujols for most multi-hit games (26) in Cardinals postseason history and T5th most all-time in MLB postseason history.
- His career .312 batting average (44-141) in the LCS ranks 6th among catchers, while his 44 hits rank first among catchers (T6th overall); his eight LCS doubles rank 2nd among catchers (T5th overall).
- Owns a .328 (22-for-67) career average in 21 World Series games.
- Has thrown out 11 attempted basestealers over his postseason career, most among active Major League catchers and T12th in Major League postseason history.

## 2019

- Became the 14th catcher in MLB history to produce 12 or more seasons with 100 or more hits (113 in 2019).
- Led the Cardinals with .305 batting average with runners in scoring position (32-105).
- Made club-record 15th straight (2005-19) Opening Day start at catcher, extending his franchise record for most consecutive at one position. The 15 Opening Day starts tied Lou Brock for 2nd-most in franchise history (1965-79) behind only Stan Musial (18, 1946-63).
- Was 6-for-6 in stolen base attempts, his first perfect season in stolen base attempts.
- Named National League Player of the Week for the Aug. 26-Sept. 1 period, batting .579 (11-19) with four homers & eight RBI. Marked his first career selection.
- On 5/14 at Atlanta, became the 13th Cardinal and 26th Major League catcher to reach 150 career homers.
- Suffered two injuries during the season, missing a total of 39 games, both with a right thumb tendon strain. St. Louis posted a 23-16 record in his absence.
- At the time of being placed on the Injured List on 5/28, led MLB catchers in doubles (13), RBI (32), hits (49), SB (4), innings caught (416.2), games (50) and starts (49).
- Missed 11 games (5/29-6/10) during his first injury stint and 28 games the second time (7/11-8/12).
- Activated from the second stint on the 10-day IL (8/13) and caught MLB-best nine shutouts to the end of the season.
- Batted .285 (45-158, 6 HR, 21 RBI) in final 42 games (reached safely in 35) after returning from Injured List on 8/13; Cardinals were 29-13 with nine shutouts.
- Recorded his 7th career multi-homer game on 8/27 at Milwaukee, most all-time by Cardinals catcher. Posted a career-high 10 total bases in the game.
- Passed Ozzie Smith (1,944) for 7th all-time in career hits in Cardinals history with a double at Pittsburgh (9/6).
- Hit 378th career double vs. Washington (9/17), passing Joe Medwick for 4th all-time Cardinals history.
- Passed Albert Pujols for the Cardinals all-time lead with his 69th career sacrifice fly at Seattle (7/2).
- Passed Tony Pena (15,973.0) in innings caught on 8/14 at Kansas City for 7th all-time in MLB history.
- Hit game-winning two-run single in 2-1 win on 9/20 at Chicago Cubs.
- The next day (9/21), hit game-tying homer in the 9th inn. in come-from-behind 9-8 win; was first of back-to-back solo HR's on the first pitch from Craig Kimbrel (also Paul DeJong).
- Hit 10th homer at Arizona (9/23), giving the Cardinals a club record 11 players with double-digit homer totals. Also scored 700th career run while recording season-high 4 RBI.
- Posted streaks of reaching base safely in 20 or more games twice, with a season-high 22 from 4/9-5/6.
- Played in eight minor league injury rehab games (3-20, HR, 6 RBI) between Springfield (AA) and Memphis (AAA).
- After the season, voted the National League's "Best Hit-And-Run Artist" by managers, coaches, scouts and executives in *Baseball America's* 2019 Best Tools survey.

ALL-STAR GAME SELECTIONS  
IN CARDINALS HISTORY

Rank	ASGs	Seasons
1. Stan Musial	24	1943-44, '46-63
2. Ozzie Smith	14	1982-92, '94-96
3. Ken Boyer	11	1956, '59-64
4. Enos Slaughter	10	1941-42, '46-53
5. Bob Gibson	9	1962, '65-70, '72
Albert Pujols	9	2001, '03-10
Red Schoendienst	9	1946, '48-55, '57
<b>Yadier Molina</b>	<b>9</b>	<b>2009-15, '17-18</b>

ALL-STAR GAME SELECTIONS AMONG  
CATCHERS IN MAJOR LEAGUE HISTORY

Rank	ASGs	Seasons
1. Yogi Berra	16	1948-62
2. Iván Rodríguez	14	1992-2001, '04-07
3. Johnny Bench	13	1968-80
4. Del Crandall	11	1953-56, '58-60, '62
Bill Dickey	11	1933-34, '36-43, '46
Carlton Fisk	11	1972-74, '76-78, '80-82, '85, '91
Bill Freehan	11	1964-75
Mike Piazza	11	1993-98, '99-02, '05
9. Gary Carter	10	1975, '79-88
Elston Howard	10	1957-65
<b>11. Yadier Molina</b>	<b>9</b>	<b>2009-15, '17-18</b>
Smoky Burgess	9	1954-55, '59-61, '64
Sherm Lollar	9	1950, '54-60

*Caught at least 50% games played in the field during All-Star season*

## SEASONS OF CATCHING 100+ GAMES

MLB Rank	Seasons
1. Iván Rodríguez	17 1992-93, '95-99, 2001-07, '10
2. Bob Boone	15 1973-74, '76-80, '82-89
<b>Yadier Molina</b>	<b>15 2005-present</b>
4. A.J. Pierzynski	14 2001-13, '15
Jason Kendall	14 1996-98, 2000-06, '08-10

SHUTOUT WINS AMONG STARTING  
CATCHERS IN MLB HISTORY

MLB Rank	Wins	Seasons
1. Yogi Berra	184	1946-63
2. Gary Carter	168	1974-92
3. Carlton Fisk	157	1971-92
<b>4. Yadier Molina</b>	<b>155</b>	<b>2004-present</b>

## EXTRA-INNING STARTS &amp; FINISHES AT C

Cardinals Rank	Games	Seasons
<b>1. Yadier Molina</b>	<b>133</b>	<b>2004-present</b>
2. Ted Simmons	128	1970-80

## FEWEST STOLEN BASES AGAINST SINCE 2005

MLB Rank	SB	CS	ATT
<b>1. St. Louis Cardinals</b>	<b>786</b>	<b>433</b>	<b>1,219</b>
2. Arizona Diamondbacks	1,113	504	1,617
3. Minnesota Twins	1,203	455	1,658

**2019 POSTSEASON:** Threw out two runners caught stealing, one each in the first two games...hit a walk-off sacrifice fly in Game 4 of NLDS vs. ATL, the 9th career walk-off win in Cardinals postseason history and the first ever walk-off sac fly in Cardinals postseason history...also hit the game-tying RBI in the 8th inning with a two-out RBI single; marked his first career postseason walk-off RBI and second postseason game-winning RBI (first since 2006)...hit solo homer in NLCS Game 4 at WSH off Patrick Corbin.

## 2018

- Named to his 9th All-Star Game as an injury replacement for Buster Posey, most of any player on the National League squad. Was 0-for-1 in the game as a pinch-hitter flying out to the centerfield track.
- His ninth All-Star selection with the Cardinals tied him with Red Schoendienst, Albert Pujols and Bob Gibson among the franchise leaders.
- Rawlings Gold Glove Award winner at catcher, the ninth overall in his career.
- In November 2018 with teammate John Brebbia, played on the MLB roster against all-stars from Nippon Professional Baseball in the 2018 Japan All-Star Series, a seven-day series of games in the cities of Tokyo, Hiroshima, and Nagoya in Japan. The trip to Japan marked the 37th time overall Major Leaguers toured Japan for exhibition games in a series dating back to 1908.
- At age 36, Molina, was the oldest player on the US roster, and hit .500 (8-16) with a home run and double in four games.
- Winner of the prestigious Roberto Clemente Award, annually given by Major League Baseball to the player "who best represents the game of baseball through positive contributions on and off the field, including sportsmanship and community involvement. Joined Carlos Beltran (2013), Albert Pujols (2008), Ozzie Smith (1995) and Lou Brock (1975) as previous Cardinals winners.
- Missed 26 games (St. Louis was 13-13) due to pelvic injury with traumatic hematoma that he suffered after taking foul ball off the bat of Kris Bryant vs. CHI (5/5) on a 102 MPH pitch from Jordan Hicks. Also sat out six games (STL 3-3) in September (9/7-12) while on the active roster with a sore left hamstring.
- Surpassed Albert Pujols (1,749) on 4/1 at New York Mets and Enos Slaughter (1,751) on 4/3 at Milwaukee in games played during the first week of the season.
- Hit 20 home runs, his 2nd highest single-season total (22 in 2012) and joined Ted Simmons (1977, 79) as the only two St. Louis catchers with multiple 20 HR seasons. Became the 7th catcher in MLB history to hit 20 or more home runs at age 35 or older since A.J. Pierzynski (27, 2012, CWS).
- His 146th career homer on 9/25 vs. Milwaukee tied him with Enos Slaughter for 13th in Cardinals history.
- Upon hitting his 145th career home run on 9/22 vs. San Francisco, became the all-time home run leader in the Molina family (Bengie 144, José 39).
- Hit 17 of his 20 home runs on the road, ranking T-4th in the NL in road home runs - the most road homers hit by a Cardinals catcher in a single season.

## MAJOR LEAGUE BASEBALL ALL-TIME CATCHING LEADERS

Rank	Games Caught	Years Active
1. Iván Rodríguez	2,427	1991-2011
2. Carlton Fisk	2,226	1969-93
3. Bob Boone	2,225	1972-90
4. Gary Carter	2,056	1974-92
5. Jason Kendall	2,025	1996-2010
6. Tony Pena	1,950	1980-97
7. <b>Yadier Molina</b>	<b>1,947</b>	<b>2004-present</b>

Rank	Starts at Catcher	Years Active
1. Iván Rodríguez	2,346	1991-2011
2. Carlton Fisk	2,097	1969-93
3. Bob Boone	2,091	1972-90
5. Jason Kendall	1,990	1996-2010
5. Gary Carter	1,954	1974-92
6. <b>Yadier Molina</b>	<b>1,881</b>	<b>2004-present</b>

Rank	Pickoffs	Years Active
1. Iván Rodríguez	83	1991-2011
2. Bob Boone	*57	1992-90
3. Jim Sundberg	55	1974-89
4. <b>Yadier Molina</b>	<b>50</b>	<b>2004-present</b>

Rank	Innings Caught	Years Active
1. Iván Rodríguez	20,347.1	1991-2011
2. Jason Kendall	17,478.0	1996-2010
3. Gary Carter	17,369.0	1974-92
4. Bob Boone	*17,081.1	1972-90
5. A.J. Pierzynski	16,335.1	1998-2016
6. <b>Yadier Molina</b>	<b>16,327.2</b>	<b>2004-present</b>

Rank	Putouts	Years Active
1. Iván Rodríguez	14,864	1991-2011
2. <b>Yadier Molina</b>	<b>13,434</b>	<b>2004-present</b>
3. Jason Kendall	13,019	1996-2010

Rank	Total Chances	Years Active
1. Iván Rodríguez	16,233	1991-2011
2. <b>Yadier Molina</b>	<b>14,478</b>	<b>2004-present</b>
3. Jason Kendall	14,152	1996-2010

Rank	Caught Stealing Percentage	Years Active
1. Iván Rodríguez	45.6%	1991-2011
8. Jim Essian	*40.5%	1973-84
9. Butch Wynegar	40.3%	1976-88
10. <b>Yadier Molina</b>	<b>40.2%</b>	<b>2004-present</b>

Minimum 480 games (since 1974)

\* Incomplete data

### ST. LOUIS CARDINALS ALL-TIME OFFENSIVE LEADERS

Rank	Games Played	Seasons
1. Stan Musial	3,026	1941-44, '46-63
2. Lou Brock	2,289	1964-79
3. Ozzie Smith	1,990	1982-96
4. Yadier Molina	1,983	2004-present

Rank	At-Bats	Seasons
1. Stan Musial	10,972	1941-44, '46-63
2. Lou Brock	9,125	1964-75
3. Ozzie Smith	7,160	1982-96
4. Yadier Molina	6,970	2004-present

Rank	Hits	Seasons
1. Stan Musial	3,630	1941-44, '46-63
2. Lou Brock	2,713	1964-75
3. Rogers Hornsby	2,110	1915-26, '33
4. Albert Pujols	2,073	2001-11
5. Enos Slaughter	2,064	1938-53
6. Red Schoendienst	1,980	1945-63
7. Yadier Molina	1,963	2004-present

Rank	Extra-Base Hits	Seasons
1. Stan Musial	1,377	1941-44, '46-63
9. Ken Boyer	585	1955-65
10. Yadier Molina	542	2004-present

Rank	Doubles	Seasons
1. Stan Musial	725	1941-44, '46-63
2. Albert Pujols	455	2001-11
3. Lou Brock	434	1964-75
4. Yadier Molina	379	2004-present

Rank	Home Runs	Seasons
1. Stan Musial	475	1941-44, '46-63
9. Ted Simmons	172	1968-80
10. Johnny Mize	158	1936-41
11. Matt Holliday	156	2009-16
Yadier Molina	156	2004-present

Rank	RBI	Seasons
1. Stan Musial	1,951	1941-44, '46-63
5. Rogers Hornsby	1,072	1915-26, '33
6. Ken Boyer	1,001	1955-65
7. Ted Simmons	929	1968-80
8. Joe Medwick	923	1932-40, '47-48
9. Yadier Molina	916	2004-present

Rank	Total Bases	Seasons
1. Stan Musial	6,134	1941-44, '46-63
4. Rogers Hornsby	3,342	1915-26, '33
5. Enos Slaughter	3,138	1938-53
6. Ken Boyer	3,011	1955-65
7. Jim Bottomley	2,852	1922-32
8. Yadier Molina	2,824	2004-present

Rank	Sacrifice Flies	Seasons
1. Yadier Molina	70	2004-present
2. Albert Pujols	68	2001-11

- St. Louis was 68-53 (.562) in his games played; 20-21 (.488) when injured/off in 2018.
- Set a new MLB record for a catcher 35-years or older starting 27 straight games (7-22-8/19). Most by a Cardinal since Ted Simmons with 29 straight in 1979. Sat out 8/20 at LAD after 27 straight starts. Started next day and hit GW-HR (#16).
- From 7/12 through the end of the season, did not commit an error (509 total chances), while collecting an MLB-high seven double plays, catching 519.1 innings and starting at catcher in an MLB-leading 61-of-61 games.
- Led MLB catchers with 74 RBI and tied for the lead with 118 hits (Realmuto, MIA); T2nd with 20 HR (Zunino, SEA).
- Finished season ranking 10th in MLB history in most starts at catcher (1,773). His 1,836 career games caught for the Cardinals are the most by any catcher with a single team, surpassing Gabby Hartnett (CHI, 1,756) on June 18, 2018.
- Scored a run in 45 games (Cardinals were 35-10).
- Hit his 4th career Opening Day home run at New York Mets (3/29), tying Albert Pujols for most Opening Day home runs in Cardinals history.
- Swiped career stolen base #57 at MIL (4/3), tops all-time among Cardinals catchers in franchise history.
- Hit his third home run of 2018 at Milwaukee (4/4), the most ever by a Cardinals catcher in the team's first six games.
- Sat out 4/11 game vs. Milwaukee after dropping appeal of one-game suspension stemming from an altercation with Arizona manager Torey Lovullo on April 8.
- Became the all-time leader in RBI at Busch Stadium III with a two-RBI double vs. Cincinnati (4/20) moving him past Albert Pujols (356).
- On 4/21 vs. Cincinnati, recorded hits 1,750th career hit (1st inn. single off Homer Bailey) and his 800th career RBI (7th inn. GW solo home run off Jared Hughes).
- Collected his 7th career walk-off RBI (6th career walk-off hit) on 5/1 vs. Chicago White Sox, with an RBI single to score Marcell Ozuna.
- Matched his career single-game high (18th time) with 4 hits at Chicago Cubs (7/19).
- Recorded 18 RBI vs. the Reds in 2018, most of any player in MLB, and his most vs. a team in a single season (previous high was 16 vs. Cubs, 2013).
- Surpassed Lance Berkman (58) and Albert Pujols (57) with his in 60th career RBI at Great American Ball Park, most by any visiting player.
- Collected his 500th career extra base hit at Kansas City (8/11), tying Red Schoendienst for 7th place all-time in Cardinals doubles (352).
- Passed Lance Parrish for 12th all-time in games played with 1,819 on 9/1.
- Passed Bob Boone for 13th place all-time among catchers with 1,839 career hits on 9/4.
- Hit 6th career grand slam at Washington on 9/5 (w/ 2 strikes & 2 outs).



2017

- Named to his 8th Major League Baseball All-Star Game and hit the game-tying home run for the National League in the 6th inning off Minnesota's Ervin Santana.
- Led the Cardinals and all MLB catchers with 82 RBI, the most by a Cardinals catcher to lead the team since Ted Simmons had 95 RBI (91 as catcher) in 1977.
- Led the Cardinals with 137 hits, the fewest amount of hits to lead the team in a non-strike season in franchise history.
- Posted the longest hitting streak by a Cardinal (16), doing so twice (5/8-27 & 6/8-7/1), tying his career high. Reached base safely in 21 straight games, (5/1-5/27).
- Ranked 2nd on the Cardinals with nine stolen bases, leading all MLB catchers.
- Led all NL catchers with 1,125.2 innings caught (his 10th season with 1,000+ innings caught) in games played (133).
- Knocked in 22 runs in September, his single-month high.
- Removed from 9/25 game vs. Chicago Cubs after taking consecutive foul balls to the mask and placed in concussion protocol. Did not play in the final six games of the season.
- Played for team Puerto Rico in the World Baseball Classic and was named to the all-WBC team.
- Signed a three-year contract extension (2018-20) on 4/2.

2016

- Led the Cardinals with a .307 batting average, 38 doubles and 46 multi-hit games. Led St. Louis in batting for the 4th time in his career (2011-13), while posting team-highs in multi-hit games (46) and three-hit games (13).
- Led all MLB catchers in average, hits (164) and doubles.
- Paced MLB catchers with a career-high 1,218.1 innings caught. Also set career bests and led MLB backstops in games (146), starts (142), total chances (1175), putouts (1113) and fielding pct (.998).
- His single-season high 146 games caught were the most by a Cardinals receiver since Ted Simmons caught a team single-season record 154 games in 1975.
- Batted .365 (89-244) Post All-Star Break, the 2nd-highest in MLB and highest Cardinals Post All-Star Break average since Albert Pujols (.366) in 2008, while his 89 hits were the most since Willie McGee (112) in 1985.
- On 6/15 vs. Houston with Adam Wainwright, passed Bob Gibson and Tim McCarver (197) for the Cardinals all-time lead in games started as batterymates.
- Reached base safely in career-high 24 straight games (7/8-8/11), batting .379 with a .438 OBP; was the 2nd-longest by a Cardinal in 2016 (Aledmys Diaz, 26) and longest by a Cardinals catcher since Gene Tenace reached in 35 straight over a two season (1981-82) period.
- Posted a career-high 16-game hitting streak 7/8-8/2, batting .367 during the stretch.
- Doubled in eight straight games (7/24-8/2), tying the MLB modern era record with Derrek Lee (2007). The eight-game streak bested his own seven-game double stretch (6/4-6/12/13) and surpassed Joe "Ducky" Medwick who had a 7-game stretch (7/5-7/14/1936).

PRIMARY CATCHERS IN MLB HISTORY WITH 2,000+ HITS AND 1,000+ RBI

Catcher	Hits	RBI	Seasons
Yogi Berra	2,150	1,430	1946-65
Joe Torre	2,342	1,185	1960-77
Johnny Bench	2,048	1,376	1967-83
Ted Simmons	2,472	1,389	1968-88
Carlton Fisk	2,356	1,330	1969-93
Gary Carter	2,092	1,225	1974-92
Mike Piazza	2,127	1,335	1992-2007
Ivan Rodriguez	2,844	1,332	1991-2011
<b>Yadier Molina</b>	<b>1,963</b>	<b>916</b>	<b>2004-present</b>
A.J. Pierzynski	2,043	909	1998-2016
Joe Mauer	2,123	923	2004-18
Gabby Hartnett	1,912	1,179	1922-41
Bill Dickey	1,969	1,209	1928-46
Jorge Posada	1,664	1,065	1995-2011
Lance Parrish	1,782	1,070	1977-95
Brian McCann	1,590	1,018	2005-19

MOST POSTSEASON GAMES PLAYED IN MLB HISTORY

MLB Rank	Games	Seasons
1. Derek Jeter	158	1996-2007, '09-12
2. Jorge Posada	125	1996-2007, '09-11
3. Bernie Williams	121	1995-2006
4. David Justice	112	1991-93, '95, '97-2002
5. Manny Ramirez	111	1995-99, 2003-05, '07-09
6. Tino Martinez	99	1995-2002, '05
7. <b>Yadier Molina</b>	<b>98</b>	<b>2004-06, '09, '11-15, '19</b>

MOST POSTSEASONS PLAYED IN MLB HISTORY - POSITION PLAYERS

MLB Rank	Postseasons	Seasons
1. Derek Jeter	16	1996-2007, '09-12
2. Jorge Posada	15	1996-2007, '09-11
3. Yogi Berra	14	1947, '49-53, '55-58, '60-63,
4. Mickey Mantle	12	1951-53, '55-58, '60-64
Bernie Williams	12	1995-2006
Chipper Jones	12	1995-2005, '12
7. Manny Ramirez	11	1995-99, 2003-05, '07-09
Kenny Lofton	11	1995-99, '2001-04, '06-07
9. Babe Ruth	10	1915-16, '18, '21-23, '26-28, '32
Joe DiMaggio	10	1936-39, 41-42, '47, '49-51
Elston Howard	10	1955-58, '60-64, '67
David Justice	10	1991-93, '95, '97-2002
Jim Thome	10	1995-99, 2001, '08-10, '12
Russell Martin	10	2006, '08-09, '11-16, '19
<b>Yadier Molina</b>	<b>10</b>	<b>2004-06, '09, '11-15, '19</b>

### MOST SEASONS PLAYED WITH ONLY ONE FRANCHISE - MLB HISTORY (1876-2020)

Seasons	Team	Tenure
23	Brooks Robinson	Orioles 1955-77
23	Carl Yastrzemski	Red Sox 1961-83
22	Al Kaline	Tigers 1953-74
22	<b>Stan Musial</b>	<b>Cardinals 1941-44, '46-63</b>
22	Mel Ott	Giants 1926-47
22	Cap Anson	Cubs 1876-97
21	George Brett	Royals 1973-93
21	Walter Johnson	Senators 1907-27
21	Ted Lyons	White Sox 1923-42, '46
21	Cal Ripken Jr.	Orioles 1981-2001
21	Willie Stargell	Pirates 1962-82
20	Luke Appling	White Sox 1930-43, '45-50
20	Craig Biggio	Astros 1988-2007
20	Red Faber	White Sox 1914-33
20	Tony Gwynn	Padres 1982-2001
20	Mel Harder	Indians 1928-47
20	Derek Jeter	Yankees 1995-2014
20	Alan Trammell	Tigers 1977-96
20	Robin Yount	Brewers 1974-93
19	Ernie Banks	Cubs 1953-71
19	Dave Concepción	Reds 1970-88
19	Charlie Gehringer	Tigers 1924-42
19	Chipper Jones	Braves 1993, '95-2012
19	Barry Larkin	Reds 1986-2004
19	Jim Palmer	Orioles 1965-67, '69-84
19	Mariano Rivera	Yankees 1995-2013
19	Lou Whitaker	Tigers 1977-95
19	Ted Williams	Red Sox 1939-42, '46-60
18	Ossie Bluege	Senators 1922-39
18	Roberto Clemente	Pirates 1955-72
18	Bob Feller	Indians 1936-41, '45-56
18	Ed Kranepool	Mets 1962-79
18	Mickey Mantle	Yankees 1951-68
18	Edgar Martínez	Mariners 1987-2004
18	Bill Russell	Dodgers 1969-86
18	Mike Schmidt	Phillies 1972-89
18	Frank White	Royals 1973-90
17	Johnny Bench	Reds 1967-83
17	Frankie Crosetti	Yankees 1932-48
17	Bill Dickey	Yankees 1928-43, '46
17	Jim Gantner	Brewers 1976-92
17	Lou Gehrig	Yankees 1923-39
17	<b>Bob Gibson</b>	<b>Cardinals 1959-75</b>
17	Todd Helton	Rockies 1997-2013
17	Bill Mazerolski	Pirates 1956-72
17	<b>Yadier Molina</b>	<b>Cardinals 2004-20</b>
17	Jorge Posada	Yankees 1995-2011
17	Pie Traynor	Pirates 1920-35, '37
16	Tommy Bridges	Tigers 1930-43, '45-46
16	Whitey Ford	Yankees 1950, '53-67
16	Stan Hack	Cubs 1932-47
16	Carl Hubbell	Giants 1928-43
16	Vern Law	Pirates 1950-51, '54-67
16	Clyde Milan	Senators 1907-22
16	Pee Wee Reese	Dodgers 1940-42, '46-58
16	Jim Rice	Red Sox 1974-89
16	Bernie Williams	Yankees 1991-2006
16	Ryan Zimmerman	Nationals 2005-20
15	<b>Adam Wainwright</b>	<b>Cardinals 2005-10, '12-20</b>

### 2015

- Selected by players as a National League All-Star, his 7th-straight season selected; entered the game as catcher in the 6th and caught three innings.
- Awarded his 8th consecutive Rawlings Gold Glove award.
- Received his 4th Platinum Glove, given to the best defensive player in the National League at any position.
- His 2.79 catcher's ERA topped all MLB catchers and was a 1/2 run lower than the next closest (Y. Grandal, LAD 3.35). Was the lowest ERA since Alan Ashby in 1981 (HOU, 2.33).
- Led the N.L. and finished 2nd in the majors with 1,149.2 innings caught (S. Perez, KC 1,192.1 IC).
- His 131 hits as a catcher ranked 1st in the N.L. (2nd MLB).
- Passed Tim McCarver for 25th place on MLB's all-time innings caught list on 7/19 when he caught all 18 innings of a 3-1 loss vs. New York Mets.
- Collected a team-high 21 August RBI, the most August RBI by a St. Louis catcher since Ted Simmons (21, 1980).
- Missed last 13 games of the regular season after suffering a ligament tear in his left thumb; the injury occurred on a put-out at the plate in the bottom of the 8th inning at CHI on 9/20.
- Underwent surgery in September for a partially torn left thumb ligament; required a second surgery December 15.
- Rated by poll of Major League managers in *Baseball America* as the "Best Hit-and-Run Artist" (tied with M. Prado) and the "Best Defensive Catcher."

**2015 POSTSEASON:** Started the first three games of the Division Series vs. Chicago Cubs...singled in the 7th inning of Game 2, which tied Albert Pujols for the lead among active MLB players in postseason hits (90)...left Game 3 after 5 innings caught (left thumb) and did not appear in the series finale.

### 2014

- Voted as starting catcher for National League All-Star team but missed the game due to injury, his 6th straight season selected to the Mid-Summer Classic.
- Was the Cardinals Opening Day catcher for the 10th consecutive season; homered for the Cardinals lone run in a 1-0 shutout win at CIN.
- Posted the longest Cardinals hitting streak of the season at 15 games (4/7-25) which tied his then career best.
- Missed 40 games 7/10-8/28 with a torn ligament in his right thumb that required surgery; suffered the injury while sliding into 3rd base on 7/9 vs. PIT.
- Threw out 20 of 43 attempted base stealers and led the Majors in opponent stolen base percentage (53.5%)
- Led all N.L. catchers with a .998 fielding pct., 2nd among all N.L. qualifying position players trailing only outfielder Will Venable (1.000).

**2014 POSTSEASON:** Played entire National League Division Series & Game 1 of the National League Championship Series before a strained oblique injury during a 6th-inning at-bat of Game 2 sidelined him for the rest of the LCS...hit safely in four of six games with a 2-4 effort in NLDS Game 3 in which he doubled and scored the eventual game-winning run on Kolten Wong's home run...surpassed Albert Pujols to become the Cardinals all-time leader in postseason hits with 89 with a single in the bottom of the 2nd of Game 2 in the NLCS.

## 2013

- Finished 3rd in National League MVP voting, receiving two 1st place votes.
- Won the Silver Slugger award for N.L. catcher, presented annually by Louisville Slugger to the best offensive player at each position in each league with voting conducted by Major League managers and coaches.
- Won his sixth consecutive Rawlings Gold Glove award for his defensive excellence; committed just four errors with three passed balls during a season in which he led NL catchers in games (131) and innings caught (1115.1).
- Voted to the National League All-Star team and was the senior circuit's leading vote getter at 6,883,258; started at catcher and played 5.0 innings, going 0-for-2 at the plate.
- Set career highs in average (.319), 161 hits (161), 68 runs (68), 44 doubles (44), RBI (80), extra-base hits (56), go-ahead RBI (19) and GW-RBI (10).
- Led the Cardinals in batting (.319) for the 3rd consecutive season and ranked 6th in the National League.
- His 44 doubles set the Cardinals franchise record by a catcher, surpassing Ted Simmons mark of 40 (1978); the 2nd most in a single season in the majors by a catcher behind Ivan Rodriguez (47, 1996).
- Batted .373 with runners in scoring position (47-126), ranking 6th in the N.L.
- Was the 3rd-toughest player to strikeout in the N.L. with a strikeout every 14.50 plate appearances.
- Led MLB with a 57.8% stolen base percentage throwing out 20-of-46 attempted base stealers.
- Led all N.L. catchers in games (131), innings caught (1115.1), total chances (1043) and putouts (976).
- His 37 May hits were a career-high for a single month.
- Hit 12 doubles in June, T1st in the National League
- Placed on the 15-day DL on 7/31 with a right knee sprain and missed 14 games (7/31-8/15).

**2013 POSTSEASON:** Caught every game and inning of the 2013 postseason...hit .274 (17-62) during the postseason with hits in 12 of the 17 games played...had two hits in Division Series Game 1 vs. Pittsburgh and his solo HR in Game 2 was the only run for St. Louis...had 2 hits and a walk in League Championship Series Game 1 vs. Los Angeles Dodgers; singled in Game 3...scored two runs with two hits and an RBI in LCS Game 6...extended his World Series hitting streak to 7 games before going hitless in Game 5...had a single and his RBI groundout scored the Cards first run in World Series Game 2 at Boston...had three hits and reached four times (IBB) in Game 3, and had RBI with his single in the 1st inning...doubled in Game 4, his only extra base hit during the WS.

## 2012

- Finished 4th in the National League MVP voting.
- Voted by MLB players as N.L. All-Star, but was on the bereavement list (7/6-7/8) and missed the game.
- Became the first Cardinals catcher to lead the team in batting in back-to-back seasons (.315 in 2012); ranked 4th in the National League in batting.
- Had career-high 22 home runs, 2nd only to Ted Simmons (26, 1979) by a STL catcher in a single season.

### MOST SEASONS PLAYED WITH ONLY ONE MLB FRANCHISE - ACTIVE

Seasons	Franchise	Tenure
17 <b>Yadier Molina</b>	<b>Cardinals</b>	<b>2004-20</b>
16 Ryan Zimmerman	Nationals	2005-20
15 <b>Adam Wainwright</b>	<b>Cardinals</b>	<b>2005-10, '12-20</b>
15 Dustin Pedroia	Red Sox	2006-20
14 Joey Votto	Reds	2007-20
14 Alex Gordon	Royals	2007-20
14 Ryan Braun	Brewers	2007-20
13 Brett Gardner	Yankees	2008-20
13 Clayton Kershaw	Dodgers	2008-20
12 Elvis Andrus	Rangers	2009-20
12 Buster Posey	Giants	2009-20
11 Carlos Carrasco	Indians	2009-11, '13-20
11 Stephen Strasburg	Nationals	2010-20
11 Kenley Jansen	Dodgers	2010-20
11 Freddie Freeman	Braves	2010-20

### MOST SEASONS PLAYED WITH THE CARDINALS (1892-2020)

Seasons	Position	Tenure
22 Stan Musial	OF, 1B	1941-44, '46-63
18 Jesse Haines	RHP	1920-37
17 Bob Gibson	RHP	1959-75
17 <b>Yadier Molina</b>	<b>C</b>	<b>2004-20</b>
16 Lou Brock	OF	1964-79
15 Red Schoendienst	2B	1945-56, '61-63
15 Bob Forsch	RHP	1974-88
15 Ozzie Smith	SS	1982-96
15 <b>Adam Wainwright</b>	<b>RHP</b>	<b>2005-10, '12-20</b>
14 Bill Sherdel	LHP	1918-30, '32

### MOST SEASONS PLAYED EXCLUSIVELY WITH THE CARDINALS (1892-2020)

Seasons	Position	Tenure
22 Stan Musial	OF, 1B	1941-44, '46-63
17 Bob Gibson	RHP	1959-75
17 <b>Yadier Molina</b>	<b>C</b>	<b>2004-20</b>
15 <b>Adam Wainwright</b>	<b>RHP</b>	<b>2005-10, '12-20</b>
13 Pepper Martin	OF/3B	1928, '30-40, '44
12 Tom Pagnozzi	C	1987-98
11 Terry Moore	OF	1935-42, '46-48
10 Ray Blades	OF	1922-28, '30-32
10 Al Brazle	LHP	1943, '46-54
10 <b>Matt Carpenter</b>	<b>INF/OF</b>	<b>2011-20</b>
9 Mike Shannon	3B/OF	1962-70
9 Whitey Kurowski	3B	1941-49
9 Ernie Orsatti	OF	1927-35

### MOST CAREER HITS AMONG PLAYERS TO APPEAR EXCLUSIVELY WITH ST. LOUIS

Seasons	Hits	Seasons
1. Stan Musial	3,630	1941-44, '46-63
2. <b>Yadier Molina</b>	<b>1,963</b>	<b>2004-19</b>
3. Terry Moore	1,318	1935-42, '46-48
4. Pepper Martin	1,227	1928, '30-40, '44
5. <b>Matt Carpenter</b>	<b>1,092</b>	<b>2011-19</b>

- His 32 caught stealing topped MLB & he ranked 2nd in MLB with a 47.9 caught stealing percentage; three pickoffs tied for first in the National League (2nd in MLB).
- Led ML catchers with career-high 12 stolen bases, a Cardinals single-season record by a catcher.
- Signed a five-year contract on 3/1 that included a mutual option for 2018.

**2012 POSTSEASON:** Batted .393 (11-28) in the LCS vs. San Francisco with two RBI including a 4-4 performance in Game 7...hit safely in six of seven LCS games...was flawless in 107 total chances defensively...his five walks in the DS vs. WSH were T1st in the DS with Beltran, Kozma and Teixeira (NYY).

## 2011

- Voted the recipient of Rawlings Platinum Glove award, recognizing the best defender in each league.
- Earned the Rawlings Gold Glove at catcher, his fourth-straight honor.
- Selected to his 3rd consecutive All-Star game; caught 4.0 innings and doubled in his lone at-bat after coming into the game as a substitution for starter Brian McCann.
- Led St. Louis in batting (.305), 8th among all NL; the first player other than Albert Pujols to lead the team in batting since Pujols' rookie year (2001) [Holliday & Pujols tied for team lead at .312 in 2010].
- Became the first catcher to lead the Cardinals in batting average since Ted Simmons (.310) in 1973.
- Led MLB catchers with 137 games played and 131 starts.
- Ranked 1st among NL catchers in BA and hits (145), tallying 100+ hits for the 4th-straight season.
- Missed five games for MLB suspension, served 8/4-9, after his ejection on 8/3 at Milwaukee.

**2011 POSTSEASON:** Started all 18 games and played every inning during the club's 2011 playoff run (includes 1.0 inning at first)...became the first Cardinals catcher to appear in the postseason five different seasons (2004-06, 09, 11)...caught five base runners, two in the DS and three during the World Series vs. three stolen bases (2 DS, 1 WS)...hit .299 and had five doubles and 12 RBI during the playoffs...singled in four of five DS games vs. Philadelphia, and had a caught stealing at 2nd in the 6th inn of Game 5...hit .333 during the LCS vs. Milwaukee...went 3-4 in Game 5 that sent the series back to Milwaukee and over the final two games of the LCS (Games 5 & 6) was 5-for-8...hit .333 during World Series vs. Texas...had two doubles in WS Game 3 with 4 RBI and had three hits in Game 5...picked up 2 RBI in both Games 6 and 7...his 9 RBI in WS were most by a catcher in WS since Cleveland's Sandy Alomar, Jr. (10) in 1997...his 20 hits were most by catcher in postseason since Iván Rodríguez (21) in 2003.

## 2010

- Won his 3rd consecutive Rawlings Gold Glove.
- Voted as the starting catcher for the National League All-Star team for the second consecutive season; went 1-for-1 with a single and caught four innings.
- Led all MLB catchers in innings played (1138.0), games started (130) and assists (79), and led all N.L. catchers with 465 at-bats and eight stolen bases.
- Led NL with 24 RBI w/ bases loaded & T4th batting .533 (8-15).

- Hit first professional grand slam on Opening Day (4/5 at CIN) joining Mark McGwire and Scott Rolen as only Cardinals with a grand slam on Opening Day.
- Led all MLB catchers throwing out 44.4% (28 CS-63 ATT) base stealers.
- Missed final 12 games of the season with a sore right knee.

## 2009

- Picked up his second-straight Rawlings Gold Glove Award.
- Garnered All-Star honors for the first time, voted as the starting catcher for the NL; caught 8.0 innings while also delivering an RBI-single.
- Led the majors in games started (136) at catcher, the most by a Cardinals catcher since Ted Simmons (139) in 1977.
- Led the majors with eight pickoffs.
- Named to the Sporting News NL All-Star team, as voted on by players.

**2009 POSTSEASON:** Hit .308 (4-13) in the three games during the Division Series vs. Los Angeles...started all three games behind the plate.

## 2008

- Received his first Rawlings Gold Glove award, the 3rd Cardinals catcher to ever win the award (Matheny, Pagnozzi).
- His 135 hits were the most by a Cardinals catcher since Ted Simmons had 150 in 1980.
- Became the first Cards catcher since Simmons in 1980 to post a batting average of .300 or better (.304), the only two STL catchers to have BA's over .300 as a catcher (min. 450 plate apps.).
- Led team and ranked 6th in the NL with a .340 (34-100) batting average with runners in scoring position.
- His 28 total strikeouts as catcher were the fewest by a Cardinals backstop since Simmons fanned just 20 times in 1976 and the 2nd fewest by an MLB backstop since 1993 (A.J. Pierzynski 26 Ks for San Francisco in 2004) (min. 450 PA's).
- Led MLB with seven pickoffs.
- Removed from field on stretcher after home-plate collision in the 9th on 6/15 vs. PHI; held on to the ball after tag to help STL to win. Suffered a concussion and missed three games.

## 2007

- Caught 23 of 46 (50%) opponents attempting to steal, tops in the majors.
- Missed most of June with a non-displaced fracture in his left wrist suffered on 5/29 at Colorado. Left game mid-4th with the injury which occurred after taking a foul tip off his wrist in the third inn. during Matt Holliday's at-bat.
- Activated on 6/28 after missing 26 games.
- His season ended a week early on 9/24 after surgery on his right knee, a medial meniscectomy, performed by Dr. George Paletta.
- Had then career-high 15 game hit-streak (.373 average) from 5/1-5/24, the longest by a Cardinals catcher since 1993 (Erik Pappas: 16-games, 5/14-6/5).
- Had first career multi-homer game on 8/16 at Milwaukee.
- Signed a 4-year contract extension with a club option for 2012 on January 21, 2008.



## 2006

- Had seven pickoffs. Picked Brian Giles off first base to end the game on 5/28 at San Diego - it had been almost four years since a major league game ended with a catcher's pickoff (Texas' Iván Rodríguez picked off Houston's Richard Hidalgo on 6/14/02).
- Went 26-for-63 (41%) on opponent stolen base attempts and led NL catchers with 79 assists.

**2006 POSTSEASON:** Took part in postseason play for third straight season and led the team with 19 hits, 29 total bases, .358 BA in 16 games played...started all 16 games behind the plate and made just one error as Cardinals pitchers combined for a stellar 2.68 ERA...had hits in all but four postseason games...picked off Mike Piazza at first to end Padres 1st inning in DS Game 3...singled in his first at-bat of LCS Game 1 vs. New York...recorded three hits and drove in two runs in LCS Game 2...had two hits in LCS Game 4, including solo HR...was one of several NLCS Game 7 heroes for St. Louis, delivering a 2-run HR in the 9th inning off Aaron Heilman to give Cardinals a 3-1 lead...batted .412 (7-17) in the WS while hitting safely in all five games...doubled in Game 3 vs. Detroit...drove in a run with a double in Game 4 and walked twice... had three hits and two runs in Series clinching Game 5 win.

## 2005

- At 22 years of age, became the youngest catcher to start for an NL club on Opening Day since Jason Kendall for the Pirates (21 in 1996).
- Shut down opponent's running game, throwing out 17 of 31 runners attempting to steal (55%), and allowed fewest stolen bases (14) among ML catchers (min. 100 games started. Twins Joe Mauer was 2nd with 31 allowed).
- Picked off nine base runners.
- Missed 33 games from 7/8-8/17 after being HBP on his left hand in 7/7 game at ARI that caused a hairline fracture to his 5th metacarpel.

**2005 POSTSEASON:** Caught the duration of all nine post-season games, helping St. Louis pitchers to a 3.19 ERA...drove in three runs while batting .286...San Diego stole two bases in Game 1 of the DS before Molina shut down the Padres running game the rest of the series...had two hits and drove in two in DS Game 3...collected 2 hits in Games 2, 3 and 5 of the LCS vs. Houston...allowed only one HOU stolen base in the series.

## 2004

- Made MLB debut on 6/3 at PIT after his contract was purchased from Memphis to replace injured catcher Mike Matheny.
- Went 2-4 with a double and run scored in debut and was involved with a play at the plate in the 2nd inning, recording the out when A. Nunez tried to score from second on a single to right; also recorded a caught stealing in the 8th.
- Had first career GWRBI with a bases loaded single in the 9th on 8/7 vs. NY.
- Made two terrific putouts at the plate 8/28 at PIT, including a violent collision with Ty Wigginton.
- Belted his first MLB homer 9/23 at MIL to snap a 2-2 tie.
- Threw out 50% of would be base thieves (8-16) in 51 games played (39 starts).

**2004 POSTSEASON:** Did not see action in the Cardinals Division Series round, but did start and catch Game 4 of the LCS vs. Houtson (1-4 in 6-5 loss)...appeared in three World Series games vs. Boston, including a start in Game 4...pinch hit in Game 1 (0-1) and caught the 9th inning of Game 3.

## MINOR LEAGUE HIGHLIGHTS

- In 2002 was regular season backstop for the Midwest League Champion Peoria Chiefs (A)
- Led league catchers in assists (140) and double plays (9) in 2002 and helped the Chiefs pitching staff to a league-leading 2.78 ERA. Threw out a 52 pct. of opposing base-stealers



Catcher Yadier Molina (middle row) and pitcher John Brebbia (back row) with the MLB All-Star team in the 2018 Japan All-Star Series.



## BACKGROUND/PERSONAL

- He and his wife, Wanda, make their home in Jupiter, Fla., with their sons, Yanuell Benjamin (10/20/2008) and Daniel (2/6/16), and daughter, Adrianna (7/4/2010).
- Graduated from Escuela Superior Maestro Ladi in Vega Alta, Puerto Rico in 2000.
- Yadier (2006, 2011) and his two older brothers, Bengie (2002 Angels) and Jose (2009 Yankees), are the only trio of brothers to have all won a World Series ring.
- Played American Legion ball in 2000 for Post #48.
- After 2004 season teamed with Rick Ankiel during Puerto Rican Winter League play with Carolina. Played for Carolina in 2006, winning Puerto Rican Championship.
- Changed from uniform #41 to #4 prior to 2006 season.
- 2015 Darryl Kile award winner by vote of his teammates.
- Has created his own line (M4 by Yadi) of athletic and casual clothing.

## Japan All-Star Series

- In November 2018 with teammate John Brebbia, played on the MLB roster vs. Nippon Professional Baseball all-stars in the 2018 Japan All-Star Series, a seven-day series of games in Tokyo, Hiroshima, and Nagoya in Japan.
- The trip to Japan marked 37th time Major Leaguers toured Japan for exhibition games in a series dating back to 1908.
- At age 36, Molina, was the oldest player on the MLB roster.
- Hit .500 (8-16) with a home run and double in four games.

## Puerto Rico Under 23 National Team Manager

- Served as manager of Puerto Rico's under-23 national baseball team during recent off-seasons (2017-18).
- After 2017 season, guided Puerto Rico to a 6-3 record and third-place finish in the Pan American U-23 Baseball Championships in Panama City.
- In 2018, Puerto Rico's under-23 national baseball team finished 8th (4-4 record) in the 2018 WBSC Baseball World Cup in Colombia.

## World Baseball Classic

- Played for Puerto Rico and Manager Jose Oquendo during inaugural World Baseball Classic in 2006 and again in 2009.
- Named to the all-WBC team in both 2017 and 2013 after guiding Puerto Rico to 2nd place finishes.
- Named the Most Valuable Player of Pool F in 2017.

## Philanthropic Efforts

- In 2010, he and his wife established Foundation 4 (Fundación 4), a 501 (c) (3) nonprofit charity, with its main mission to create happier lives and futures for underprivileged children in Puerto Rico.
- Winner of the prestigious 2018 Roberto Clemente Award, annually given by Major League Baseball to the player "who best represents the game of baseball through positive contributions on and off the field, including sportsmanship and community involvement. Joined Carlos Beltran (2013), Albert Pujols (2008), Ozzie Smith (1995) and Lou Brock (1975) as previous Cardinals winners.
- Following 2017 season, assisted with Hurricane Maria relief efforts in Puerto Rico and raised over \$800,000.
- Forty-eight hours after the end of the 2017 season, was in Puerto Rico with seven industrial-sized crates of supplies.
- From approximately 6 a.m. until midnight for nearly two weeks, visited the Vega Alta area and went door-to-door with supplies. Also picked up debris, moved fallen trees, cleared roads, replaced roofs, and handed out provisions to thousands living in the poorest and hardest hit areas.
- In December 2017, raised \$200,000 by hosting a free Home Run Derby & Celebrity Softball Game at San Juan's Hiram Bithorn Stadium, where 20,000 fans watched him and his WBC teammates compete.
- Also through his Foundation 4, helped fund the Hogar Mis Primeros Pasos safe house for battered children in Dorado, the purchase of an anesthesia machine for Puerto Rico Children's Hospital in Bayamon's pediatric oncology ward, and the growth of the Fundacion Go Gogo in Ponce facility that specializes in caring for pediatric cancer patients.
- In June 2018, hosted the Flavors of Puerto Rico charity dinner in St. Louis.
- During the holidays, regularly purchases hundreds of Thanksgiving turkeys and funds a public holiday music concert for his home neighborhood Barrio Kuilan in Dorado.
- Provides scholarships to the Carlos Beltran Baseball Academy in Florida, Puerto Rico.
- Has donated more than \$1.5 million toward the refurbishment of Jesus Rivera Kuilan "Mambe" Baseball Park in Vega Alta.
- Supports amateur baseball team Guardianes de Dorado.
- Regularly invites the St. Louis Puerto Rican Society to Busch Stadium and to attend teammate's events.

## CATCHING SIMBA

*Yadier Molina's career offensive records with St. Louis compared with Hall of Fame catcher Ted Simmons (1968-80).*

Hits		Doubles		Extra-Base Hits		Runs Scored	
1. Yadier Molina	1,963	1. Yadier Molina	379	1. Yadier Molina	542	1. Ted Simmons	736
2. Ted Simmons	1,704	2. Ted Simmons	332	2. Ted Simmons	541	2. Yadier Molina	701
RBI		Triples		Total Bases		Sacrifice Flies	
1. Ted Simmons	929	1. Ted Simmons	37	1. Yadier Molina	2,824	1. Yadier Molina	70
2. Yadier Molina	916	2. Yadier Molina	7	2. Ted Simmons	2,626	2. Ted Simmons	67
At-Bats		Home Runs		Walks		20+ HR Seasons	
1. Yadier Molina	6,970	1. Ted Simmons	172	1. Ted Simmons	624	1. Ted Simmons	2
2. Ted Simmons	5,725	2. Yadier Molina	156	2. Yadier Molina	507	Yadier Molina	2



# ELEHURIS MONTERO

49

(ele-ew-ris)

HEIGHT	WEIGHT	BATS/THROWS	BIRTH DATE	ML SERVICE
6-3	235	R/R	8/17/1998	0.000

**FULL NAME:** Elehuris Montero

**BORN:** Santo Domingo Centro, Dominican Republic

**OPENING DAY AGE:** 21 (Turns 22 on August 17)

**BECAME CARDINAL:** Signed as an international free agent, August 29, 2014

**CONTRACT STATUS:** Signed through 2020

INFILDER



## COMPLETE RECORD

Year	Team	AVG	G	AB	R	H	2B	3B	HR	RBI	SH	SF	HBP	BB	IBB	SO	SB	CS	GDP	SLG	OBP	E
2015	DSL Cardinals	.252	57	230	31	58	9	1	3	30	0	6	3	26	0	56	0	1	4	.339	.328	17
2016	DSL Cardinals	.260	61	227	41	59	14	2	1	26	1	2	4	28	0	51	2	1	2	.352	.349	15
2017	GCL Cardinals	.277	52	173	30	48	16	1	5	36	0	6	7	22	1	33	0	2	6	.468	.370	10
2018	Peoria	*.322	103	382	68	123	28	3	15	69	0	4	6	33	1	81	2	0	11	*.529	.381	20
	Palm Beach	.286	24	98	13	28	9	0	1	13	0	1	2	5	1	22	1	0	3	.408	.330	8
2019	Springfield	.188	59	224	23	42	8	0	7	18	0	0	0	14	0	74	0	1	3	.317	.235	7
	GCL Cardinals	.308	4	13	1	4	0	0	0	0	0	0	1	1	0	2	0	0	0	.308	.400	0
<b>MINOR TOTALS</b>		.269	360	1347	207	362	84	7	32	192	1	19	23	129	3	319	5	5	29	.413	.339	77

\*Led league

## CAREER NOTES

- Enters the 2020 season ranked by *Baseball America* as the No. 10 prospect in the Cardinals organization. Last season, ranked as St. Louis' No.5 prospect and No. 74 overall across Major League Baseball.
- Also rated by the same publication as the Cardinals "Best Infield Arm" the last two seasons (2019-20) and "Best Hitter for Average" in 2019.
- Participated in early workouts and seminars as part of the Cardinals Spring Training Early Program (S.T.E.P.) in 2019.
- 2018 Midwest League Most Valuable Player, the first Cardinal to win that honor since Albert Pujols (2000).
- 2018 Midwest League Mid-Season and Post-Season All-Star. Led the circuit in average (.322), slugging (.529) and OPS (.910).
- Appeared on the Dominican Republic roster in the 2019 World Baseball Softball Confederation Premier12, a 2020 Olympic baseball qualifier. Managed by current Mets manager Luis Rojas.

## AWARDS & HONORS

**Baseball America Class A All-Star - Third Base**  
2018: Peoria (A)

**Midwest League Most Valuable Player**  
2018: Peoria (A)

**Midwest League Post-Season All-Star**  
2018: Peoria (A)

**Midwest League Mid-Season All-Star**  
2018: Peoria (A)

**Midwest League Player of the Month**  
2018: Peoria (A) - July

**Midwest League Player of the Week**  
2018: Peoria (A) - July 2-8

**Gulf Coast League Post-Season All-Star**  
2017: GCL Cardinals (R)

## 2019

- Entered the season rated as the No. 5 prospect in the Cardinals organization by *Baseball America*, the "Best Hitter for Average" and "Best Infield Arm" in the organization.
- Participated in early workouts and seminars as part of the Cardinals Spring Training Early Program (S.T.E.P.).
- Played the majority of an injury-shortened season with Springfield (AA), hitting .188/.235/.317 (42-224) in two stints covering 59 games.
- Began the year as the Texas League's fifth-youngest player (20.6) on Opening Day. Teammate Dylan Carlson was the 4th-youngest (age 20.4), born two months later on Oct. 23, 1998.
- Hit .219 (16-73) with two home runs in initial 18 games before placed on the injured list with a sprained wrist (4/27).
- Activated (5/19) and played in seven games before returning to the injured list with a broken left hamate bone (5/29).
- Rehabbed with GCL Cardinals for four games (7/22-7/26).
- Rejoined Springfield (7/27) and hit .164 (21-128) over his final 34 games.
- After the season, rated as the No. 12 prospect in the Texas League in *Baseball America's* Best Tools Survey.
- Played for the Glendale Desert Dogs in the Arizona Fall League, hitting .200/.333/.300 (10-50) with three doubles, one triple and one RBI in 15 games.
- Had contract purchased and added to the 40-man roster with pitchers Alvaro Seijas and Jake Woodford (11/20).

## 2018

- Midwest League Mid-Season and Post-Season All-Star, and became the first Cardinal to be named Midwest League Most Valuable Player since Albert Pujols (2000).
- Led the Cardinals minor league organization in doubles (37) and ranked among leaders in hitting (.315, 7th), runs (81, 3rd), hits (151, 2nd), homers (16, 8th), total bases (242, 2nd), RBI (82, 2nd), SLG (.504, 7th) and OPS (.875, 10th).
- Paced the Midwest League in hitting (.322), slugging pct. (.529) and OPS (.910), ranked 3rd in total bases (202), 6th in on-base pct. (.381), RBI (69) and extra-base hits (123).
- Hit cleanup and started at 3rd base for the West Squad in the Midwest League All-Star Game (0-for-2).
- Named Midwest League Player of the Week for the July 2-8 period. Hit .400/.464/.720 (10-25) with two homers and nine RBI in six games.
- Posted a team-best 14-game hitting streak from 6/23-7/8, batting .415 (22-53).
- Recorded both the longest home (20G, 5/2-6/13) and road (18G, 6/17-end of season) hitting streaks in the league.
- Set single-game career highs with two home runs (2) at Lansing (7/19) and four doubles at Clinton (7/29).
- Promoted to High-A Palm Beach (8/7), hitting .286/.330/.409 (28-98) with a homer and 13 RBI in his final 24 games.
- Hit .500 (4-8) in two postseason games for Palm Beach.
- Following the season, ranked by *Baseball America* as the Midwest League's "Best Defensive Third Baseman" and No. 9 overall prospect.

**MIDWEST LEAGUE MOST VALUABLE PLAYERS SINCE 2000**

MVP	Season	Team (Affiliate)
Alek Thomas	2019	Kane County (Dbacks)
<b>Elehuris Montero</b>	<b>2018</b>	<b>Peoria (Cardinals)</b>
Bo Bichette	2017	Lansing (Blue Jays)
Eloy Jimenez	2016	South Bend (White Sox)
Ryan McBroom	2015	Lansing (Blue Jays)
Wynton Bernard	2014	West Michigan (Tigers)
Byron Buxton	2013	Cedar Rapids (Twins)
Kevin Pillar	2012	Lansing (Blue Jays)
Rymer Liriano	2011	Fort Wayne (Padres)
Mike Trout	2010	Cedar Rapids (Angels)
Dee Gordon	2009	Great Lakes (Dodgers)
Kyle Russell	2009	Great Lakes (Dodgers)
Ben Revere	2008	Beloit (Twins)
Gorkys Hernandez	2007	West Michigan (Tigers)
Jeff Baisley	2006	Kane County (Athletics)
Carlos Gonzalez	2005	South Bend (Dbacks)
Brian Dopirak	2004	Lansing (Cubs)
Prince Fielder	2003	Beloit (Brewers)
Jason Stokes	2002	Kane County (Marlins)
Adrian Gonzalez	2001	Kane County (Marlins)
<b>Albert Pujols</b>	<b>2000</b>	<b>Peoria (Cardinals)</b>

## 2017

- Named a Gulf Coast League Post-Season All-Star, playing nearly the entire GCL season at age 18.
- Led the Gulf Coast League in sacrifice flies (6), tied for the league lead in extra-base hits (22), and ranked 3rd in RBI (36), 4th in doubles (16), and 6th in total bases (81).
- Ranked among the Cardinals minor league leaders in slugging (.468, 9th) and OPS (.838, 7th).
- Hit a grand slam off Tomas Alastre and had 5 RBI at GCL Nationals (8/5).
- Following the season, *Baseball America* ranked him as the No. 9 overall prospect in the Gulf Coast League.

## 2016

- Hit .260/.349/.352 in 61 games for the Dominican Summer League Cardinals, his second season with the club.

## 2015

- Played his first professional season for the Dominican Summer League Cardinals at the age of 16.
- Batted .328 with runners in scoring position.

## BACKGROUND/PERSONAL

- Resides in Santo Domingo, Dominican Republic.
- His father, Francisco Montero, pitched in the Phillies organization (1996-2000).



# YAIRO MUÑOZ

(JYE-row MOON-yos)

34

HEIGHT	WEIGHT	BATS/THROWS	BIRTH DATE	ML SERVICE
5-11	200	R/R	1/23/1995	1.154

**FULL NAME:** Yairo Muñoz

**BORN:** Nagua, Dominican Republic

**OPENING DAY AGE:** 25

**BECAME CARDINAL:** Acquired from the Oakland Athletics along with INF Max Schrock for OF Stephen Piscotty, December 14, 2017

**CONTRACT STATUS:** Signed through 2020

**MLB DEBUT:** March 29, 2018 at New York Mets

INFILDER/OUTFIELDER



## COMPLETE RECORD

Year Team	AVG	G	AB	R	H	2B	3B	HR	RBI	SH	SF	HBP	BB	IBB	SO	SB	CS	GDP	SLG	OBP	E
2012 DSL Athletics	.229	32	105	13	24	7	3	0	22	1	2	1	10	0	23	4	3	3	.352	.297	12
2013 AZL Athletics	.194	25	67	8	13	3	0	1	5	0	1	2	7	0	11	1	0	0	.284	.286	4
2014 Vermont	.298	66	252	29	75	17	3	5	20	2	2	2	7	1	42	14	6	2	.448	.319	20
2015 Beloit	.236	97	369	48	87	14	3	9	48	1	6	2	22	0	62	10	2	19	.363	.278	23
Stockton	.320	39	150	21	48	12	0	4	26	1	1	2	11	0	20	1	1	7	.480	.372	11
2016 Midland	.240	102	387	44	93	16	3	9	39	1	0	2	23	0	76	6	7	10	.367	.286	19
2017 Midland	.316	47	190	35	60	17	3	6	26	1	3	1	10	1	35	12	1	5	.532	.348	10
Nashville	.289	65	256	30	74	9	1	7	42	0	4	1	11	0	46	10	4	8	.414	.316	10
2018 Memphis	.287	26	94	11	27	3	1	3	13	0	0	1	5	0	18	1	0	1	.436	.330	4
Springfield#	.200	2	5	1	1	1	0	0	0	0	0	0	0	0	0	0	0	0	.400	.200	0
ST. LOUIS	.276	108	293	39	81	16	0	8	42	0	2	4	30	7	71	5	6	3	.413	.350	18
2019 ST. LOUIS	.267	88	172	20	46	7	1	2	13	0	1	1	7	0	37	8	3	5	.355	.298	1
Memphis	.231	3	13	1	3	0	0	1	2	0	0	0	1	0	4	0	0	1	.462	.286	0
<b>MINOR TOTALS</b>	<b>.267</b>	<b>504</b>	<b>1888</b>	<b>241</b>	<b>505</b>	<b>99</b>	<b>17</b>	<b>45</b>	<b>243</b>	<b>7</b>	<b>19</b>	<b>14</b>	<b>107</b>	<b>2</b>	<b>337</b>	<b>59</b>	<b>24</b>	<b>56</b>	<b>.409</b>	<b>.309</b>	<b>113</b>
<b>MAJOR TOTALS</b>	<b>.273</b>	<b>196</b>	<b>465</b>	<b>59</b>	<b>127</b>	<b>23</b>	<b>1</b>	<b>10</b>	<b>55</b>	<b>0</b>	<b>3</b>	<b>5</b>	<b>37</b>	<b>7</b>	<b>108</b>	<b>13</b>	<b>9</b>	<b>8</b>	<b>.391</b>	<b>.331</b>	<b>19</b>

+ Tied for League Lead

# Injury Rehabilitation Assignment

**Note:** Major League Uniform Numbers Worn: 34 (2018-present)

## DIVISION SERIES RECORD

Year Team	AVG	G	AB	R	H	2B	3B	HR	RBI	SH	SF	HBP	BB	IBB	SO	SB	CS	GDP	SLG	OBP	E
2019 STL vs. ATL																					

WAS ON THE ACTIVE ROSTER -- DID NOT PLAY

## LEAGUE CHAMPIONSHIP SERIES RECORD

Year Team	AVG	G	AB	R	H	2B	3B	HR	RBI	SH	SF	HBP	BB	IBB	SO	SB	CS	GDP	SLG	OBP	E
2019 STL vs. WSH	.000	1	1	0	0	0	0	0	0	0	0	0	0	0	1	0	0	0	.000	.000	0

## REGULAR SEASON FIELDING RECORD

Position	PCT	G	PO	A	E	TC	DP
Second Base	.958	30	48	67	5	120	19
Third Base	.940	45	10	37	3	50	3
Shortstop	.948	57	61	103	9	173	31
Outfield	.951	50	39	0	2	41	0

### CAREER TRANSACTIONS

- Signed by the Oakland Athletics as a non-drafted free agent, January 27, 2012.
- Acquired by the St. Louis Cardinals from the Oakland Athletics along INF Max Schrock in exchange for OF Stephen Piscotty, December 14, 2017.
- On St. Louis Cardinals disabled list (right wrist sprain); August 11-21, 2018.
- Recalled as the 26th roster player for Mexico Series, April 13-14, 2019.
- Placed on St. Louis Cardinals Paternity Leave List, June 17-19, 2019.
- Placed on St. Louis Cardinals Restricted List, June 20, 2019.

### 2019 SEASON

**Most Hits:** 3, four times. Last: 8/17 at Cincinnati  
**Most Runs:** 2, twice. Last: 7/24 at Pittsburgh  
**Most 2Bs:** 2, 7/24 at Pittsburgh  
**Most HRs:** 1, twice. Last: 7/21 at Cincinnati  
**Most RBI:** 2, four times. Last: 8/1 vs. Chicago Cubs  
**Most BBs:** 1, seven times. Last: 9/25 at Arizona  
**Longest Hitting Streak:** 5 games, 6/28-7/3

### CAREER HIGHS

**Most Hits:** 4, 5/22/18 vs. Kansas City  
**Most Runs:** 2, seven times. Last: 7/24/19 at Pittsburgh  
**Most 2Bs:** 2, 7/24/19 at Pittsburgh  
**Most HRs:** 1, 10 times. Last: 7/21/19 at Cincinnati  
**Most RBI:** 5, 5/31/18 vs. Pittsburgh  
**Most BBs:** 2, twice. Last: 7/8/18 at San Francisco  
**Longest Hitting Streak:** 10 games, 7/2-7/22/18  
**Pinch-Hit HR:** 1. Last: 7/20/18 at Chicago Cubs (Caratini)  
**Game Ending HR:** 1. Last: 5/31/18 vs. Pittsburgh (Vázquez)

### CAREER NOTES

- Started games at six different positions for two straight seasons (2018-19) with the Cardinals (SS-40, 2B-26, 3B-17, LF-4, CF-7, RF-7).
- In 2018, joined José Oquendo (1987), Possum Whitted (1913), and John Houseman (1897) as the only Browns/Cardinals in franchise history to appear defensively in three or more games at 2B, 3B, SS, LF, CF, and RF in a single season.
- Has played in 504 minor league games over eight professional seasons, starting 454 games at six different defensive positions (SS-310, 3B-74, 2B-35, CF-23, RF-6 & LF-6).
- In 2018, went a combined 8-for-13 (.615) with 2 HR, 5 RBI and a double off Max Scherzer, Clayton Kershaw, Madison Bumgarner, Zack Greinke and Corey Kluber, with home runs off of Scherzer (9/3 at WSH) and Bumgarner (7/8 at SF).
- 2015 Midwest League Mid-Season All-Star at Beloit (A).
- 2014 New York-Penn League Mid-Season All-Star with Vermont (SS-A).
- Played for the Mesa Solar Sox in the 2016 Arizona Fall League and batted .270 with seven RBI in 21 games.
- Played for Toros del Este in the 2017-18 Dominican Winter League.

### AWARDS & HONORS

**Texas League Championship**  
2016: Midland (AA)

**Midwest League Mid-Season All-Star**  
2015: Beloit (A)

**New York-Penn League Mid-Season All-Star**  
2014: Vermont (SS-A)

### CAREER MILESTONES

**Major League Debut**  
March 29, 2018 at New York Mets

**First Major League Hit**  
April 2, 2018 at Milwaukee  
(9th inning, single, Oliver Drake)

**First Major League Home Run**  
May 28, 2018 at Milwaukee  
(5th inning, 2-run, Brent Suter)



CARDINALS TO PLAY IN AT LEAST 3 GAMES AT 2B, 3B, SS, LF, CF, & RF IN A SEASON

Brown/Cardinal	Season	G	GS	P	C	1B	2B	3B	SS	LF	CF	RF	DH	PH	PR
John Houseman	1897	80	-	0	0	0	41	3	5	7	7	19	0	-	-
Possum Whitted	1913	124	107	0	0	2	7	24	38	21	4	19	0	15	1
José Oquendo	1987	116	55	1	0	3	32	8	23	8	3	37	0	38	1
Yairo Muñoz	2018	108	72	0	0	0	26	24	40	4	3	17	0	16	3
Yairo Muñoz	2019	88	29	0	0	0	4	21	17	11	7	12	0	37	3

2019

- Began season on the Opening Day roster; was optioned following 4/6 game vs. SD and appeared in three games for Memphis, batting .231 (3-13) with a home run and two RBI.
- Was recalled on 4/16, three days after being recalled as 26th man for Mexico Series. Would hit a pinch-hit double later that night at Milwaukee.
- Hit safely in 20 of 29 games started this season (.303, 33-109, 12 RBI, 8 XBH).
- Made starts at 3B (11G), 2B (3G), SS (6G), LF (3G), CF (4G) and RF (2G).
- Ranked 2nd on the Cardinals with seven pinch-hits.
- Batted .282 (31-110) with two home runs on the road.
- Batted .485 (16-33) when leading off an inning; would have led all of Major League Baseball, but did not have the qualifying plate appearances.
- Matched season-high with 3 hits on 8/17 - 4th time in 2019 & 2nd time vs. CIN (7/21 at CIN).
- Had two of his four three-hit games vs. Cincinnati.
- Was 3-for-4 with a HR (#2), first career triple and an RBI single on 7/21 at CIN.
- Recorded his 50th career RBI vs. ARI (7/14) with an RBI single.
- Led the Cardinals with a .345 BA (10-29) in the month of June.
- Started and batted lead-off for the 3rd career game at SEA (7/2) and hit game-tying 2-run HR in the 7th inning.
- Posted a .196 (18-92) batting average with two strikes after batting .247 (39-158) in 2018.

**2019 POSTSEASON:** Made one postseason appearance in Game 4 of the NLCS, pinch-hitting for Giovanny Gallegos in the 7th inning and struck out against Sean Doolittle. Was on the active roster for the NLDS but did not play.

2018

- Made the Opening Day roster out of Spring Training and appeared in 108 games, T-9th among National League rookies.
- Started 72 games at a team-leading six different positions (SS-34, 2B-23, 3B-6, LF-1, CF-3, RF-5).
- Was one of 26 Major League players in 2018 to appear defensively at six or more positions (three players appeared at eight positions and 12 players at seven positions).
- Joined José Oquendo (1987), Possum Whitted (1913), and John Houseman (1897) as the only Browns/Cardinals in franchise history to appear defensively in three or more games at 2B, 3B, SS, LF, CF, and RF in a single season.

- Committed team-leading 18 errors (T3rd in NL), most by a Cardinals rookie since Albert Pujols (20) in 2001.
- Tied with Patrick Wisdom for 2nd on the Cardinals with five pinch hits (5-15, .333)
- Ranked among National League rookies in batting (.276, 7th), RBI (42, T-7th), runs (39, 8th), hits (81, 10th), doubles (16, T-7th), walks (30, 7th), intentional walks (7, 2nd), on-base pct. (.350, 6th) and slugging pct. (.413, 8th).
- Led the Cardinals and ranked 9th in the National League in two-strike batting average (.247, 39-158).
- Did not go more than two consecutive starts without a hit or run all season.
- Batted .353 (42-119) with runners on base, the highest mark on the team, but did not qualify for league leaders.
- Went combined 8-for-13 (.615) with 2 HR, 5 RBI and a double off Max Scherzer, Clayton Kershaw, Madison Bumgarner, Zack Greinke and Corey Kluber, with home runs off of Scherzer (9/3 at WSH) and Bumgarner (7/8 at SF).
- His seven intentional walks were the most by a Cardinals rookie since Pete Kozma (8) in 2013, and three shy of the club record of 10 by Mike Tyson in 1973.
- Started his first Major League game (3B) in the Cardinals Home Opener vs. Arizona (4/5).
- Recorded his first MLB hit and home run at Miller Park with a 9th inning single off Oliver Drake (4/2) and a two-run home run off Brent Suter (5/28).
- Tallied his first MLB extra base hit with a pinch-hit double at CIN (4/13). Was the Cardinals first pinch hit for extra bases in 2018.
- Was optioned to Memphis (AAA) on 4/16 with Mike Mayers when Jedd Gyorko and Luke Gregerson were activated from the disabled list.
- Recalled (5/18) with Tyler O'Neill when Paul DeJong and Matt Bowman were placed on the 10-day DL.
- Went 4-for-4 vs. KC (5/21), the first Cardinals rookie with four hits in a game since Paul DeJong (7/8/17 vs. NYM) and the 8th instance an MLB rookie had 4 hits in 2018.
- Recorded his first career walk-off hit and home run vs. PIT (5/31), a three-run shot off Felipe Vázquez, tallying a season-high five RBI. He was the third Major League rookie with 5 RBI in a game in 2018 (Niko Goodrum, DET & Christian Villanueva, SD) and the first Cardinal since Stephen Piscotty (8/23/15 at SD).
- Recorded a pair of 14-pitch plate appearances: 6/26 vs. CLE, a groundout against Dan Otero & 8/6 at MIA, a groundout against Tayvon Guerrero; T-2nd longest plate appearances behind Yadier Molina's 15-pitch plate appearance (4/29 vs. PIT), a single off Michael Feliz (Elias).

- Hit game-tying homer (#4) at ARI (7/4) ending Yoshihisa Hirano's scoreless inning streak at 26 games.
- Missed 11 games (8/11-8/21) with a right wrist sprain suffered at Kansas City (8/10). Played two-game rehab assignment with Springfield (8/18-8/19).
- Batted .283 (28-93) with 3 HR and 13 RBI in 28 games between Memphis and Springfield, starting games at five different positions during his minor league tour (SS, 3B, 2B, LF, CF).
- Hit grand slam at Oklahoma City (5/10) while with Memphis totaling his minor league single-game high of 4 RBI.
- Hit a pair of 7th inning HR's and went 3-for-5 with 4 RBI on 2/28 in 10-9 Spring Training win at Orioles.

## MINOR LEAGUE HIGHLIGHTS

- In **2017**, batted .300 with 13 HR, 68 RBI and a career-high 22 stolen bases in 112 games between Midland (AA) and Nashville (AAA).
- Started at six different defensive positions over the season with the most at shortstop (46), followed by third base (36), centerfield (20), right field (5), left field (3) and second base (2).
- Established new career-highs in triples (4), while matching his highs in home runs (13), doubles (26) and sac flies (7).
- Posted a career-high 5 RBI at Omaha (7/18) going 3-for-5 with two doubles and a home run.
- Was 18-for-35 (.514) from 8/24-9/1, hitting safely in all eight games with six multi-hit games.
- Had three games with two stolen bases (6/3 at NW Arkansas, 6/10 vs. Frisco & 8/9 at Tacoma).
- Posted an RBI in five straight games (5/31-6/4), and scored a run in seven straight games (5/28-6/4).
- Played in five games for the Toros del Este in the Dominican Winter League following the season.
- Began the **2016** season on the disabled list with a bruised right heel and was reinstated on April 26 for Midland (AA).
- Posted his second career multi-home run game at Frisco (5/9), homering in back-to-back innings (2nd & 3rd).
- Batted in every spot of the lineup except lead-off.
- Posted single-game highs with three walks and two stolen bases vs. Frisco (5/17).
- Had a season-high nine game hitting streak (7/13-21), batting .394 (13-33) during the streak.
- Batted .387 (12-31) with seven runs, three doubles and four RBI in eight games as a member of the Texas League Champion Midland (AA) team.
- Played for the Mesa Solar Sox in the Arizona Fall League and batted .270 with seven RBI in 21 games.
- Split career-high 136 games in **2015** between Beloit (A) and Stockton (A).
- Named as a Midwest League Mid-Season All-Star. Played as a defensive replacement for the West Club and was 0-for-1 in the game.
- Posted career highs in at-bats (519), runs (69), hits (135), doubles (26), triples (3), home runs (13), RBI (74), walks (33) and strikeouts (82).
- Ranked among Athletics minor leaguers in RBI (74, 5th), hits (135, 7th), total bases (206, 8th), runs (69, T8th) and home runs (13, T8th).
- Rated as the No. 10 prospect in the Athletics organization by *Baseball America* after the season.
- Named a **2014** New York-Penn League Mid-Season All-Star. Started at shortstop in the game for the North Squad and was 0-for-3 in the game.
- Stole a career-high 14 bases, ranking T8th among Athletics minor league players.
- Ranked among New York-Penn League leaders in batting (.298, 6th), hits (75, T4th), doubles (17, T9th) and stolen bases (14, T10th).
- Posted a career-best 17-game hitting streak (7/20-8/6) with a .338 batting average (23-68), ranking as the 4th-longest streak in the league.
- Led New York-Penn League shortstops with 41 double plays turned.
- In **2013**, Hit first professional home run at AZL Brewers (7/13) off Josh Uhen, a three-run shot.
- Played 32 games his first professional season in the Dominican Summer League in **2012**, starting 22 games at shortstop while ranking second on the team with 22 RBI.

## BACKGROUND/PERSONAL

- Name is pronounced JYE-row MOON-yos.
- Resides in Nagua, Dominican Republic with his wife, Yesica Ogando, and their children, Yairo Jr., and Yarianny.
- His brother, Jairo (pronounced WHY-ro) Muñoz, was a right-handed pitcher in the Royals (2011-14), Phillies (2015-16), and Rays (2017) minor league systems.
- Enjoys fishing in the off-season.



# JOHN NOGOWSKI

83

HEIGHT	WEIGHT	BATS/THROWS	BIRTH DATE	ML SERVICE
6-0	245	R/L	1/5/1993	0.000

**FULL NAME:** John Francis Nogowski, Jr.

**BORN:** Tallahassee, Florida

**OPENING DAY AGE:** 27

**BECAME CARDINAL:** Signed as a minor league free agent, June 27, 2017

**CONTRACT STATUS:** Signed through 2020

**FIRST BASEMAN (NON-ROSTER)**



## COMPLETE RECORD

Year	Team	AVG	G	AB	R	H	2B	3B	HR	RBI	SH	SF	HBP	BB	IBB	SO	SB	CS	GDP	SLG	OBP	E
2014	Vermont	.259	50	158	18	41	8	0	1	21	0	2	5	20	1	23	0	0	4	.329	.357	5
	AZL Athletics	.286	8	35	5	10	3	1	0	11	0	0	0	2	0	4	0	0	1	.429	.324	0
2015	Stockton	.274	96	354	45	97	20	0	4	45	1	3	5	39	0	47	1	1	13	.364	.352	5
2016	Midland	.130	7	23	1	3	1	0	1	1	0	0	0	3	0	3	0	0	1	.304	.231	0
	Stockton	.285	84	288	35	82	15	0	7	37	3	2	7	25	1	37	0	1	9	.410	.354	7
2017	Springfield	.295	59	207	32	61	12	0	2	21	0	2	2	27	0	25	2	0	7	.382	.378	2
	Sioux City (Ind.) *	.402	34	117	20	47	12	0	4	28	0	3	3	18	5	17	3	1	--	.607	*.482	--
2018	Springfield	.309	83	298	41	92	10	0	12	61	0	5	3	41	0	21	0	2	13	.463	.392	4
	GCL Cardinals	.345	8	29	5	10	0	0	0	3	0	1	1	3	0	4	1	0	0	.345	.412	0
2019	Memphis	.295	117	380	77	112	22	1	15	75	0	4	10	69	0	54	1	2	14	.476	.413	2
<b>INDEPENDENT TOTALS</b>		<b>.402</b>	<b>34</b>	<b>117</b>	<b>20</b>	<b>47</b>	<b>12</b>	<b>0</b>	<b>4</b>	<b>28</b>	<b>0</b>	<b>3</b>	<b>3</b>	<b>18</b>	<b>5</b>	<b>17</b>	<b>3</b>	<b>1</b>	<b>--</b>	<b>.607</b>	<b>.482</b>	<b>--</b>
<b>MINOR TOTALS</b>		<b>.287</b>	<b>512</b>	<b>1772</b>	<b>259</b>	<b>508</b>	<b>91</b>	<b>2</b>	<b>42</b>	<b>275</b>	<b>4</b>	<b>19</b>	<b>33</b>	<b>229</b>	<b>2</b>	<b>218</b>	<b>5</b>	<b>6</b>	<b>62</b>	<b>.411</b>	<b>.375</b>	<b>25</b>

\*Led League

## CAREER TRANSACTIONS

- Selected by the Oakland Athletics in the 34th round (1,032nd overall) of the June 2014 First-Year Player Draft.
- Signed by the Sioux City Explorers to an Independent League contract, May 18, 2017.
- Signed by the St. Louis Cardinals as a minor league free agent, June 27, 2017.

## CAREER NOTES

- Rated by *Baseball America* as having the "Best Strike Zone Discipline" in the Cardinals organization for the past two seasons (2019-20).
- Also rated as the "Best Defensive First Baseman" in the 2019 PCL in *Baseball America's* "Best Tools" survey.
- Originally drafted by the Oakland Athletics, but was acquired by the Cardinals out of the Independent Leagues.
- Has a positive walk:strikeout ratio (229:218) in his six-year minor league career of over 2,000 plate appearances.
- His on-base percentage has increased in each of his three seasons while in the Cardinals organization.
- 2017 American Association Batting Champion (.402).
- Played in the Dominican Winter League in 2020 and the Mexican Pacific Winter League in 2019.
- Was a teammate of former Cardinals first round pick RHP Luke Weaver and Heisman Trophy quarterback Jameis Winston on the Florida State Seminoles baseball team in 2013.

**2019**

- Played a career-high 117 games for Memphis (AAA), starting 103 at first base, while posting career-highs in home runs, RBI, doubles, hits and runs in his 6th pro season.
- Led Cardinals minor league players in walks (69), while ranking in the Top 10 in batting (.295, 4th), homers (15, T5th), RBI (75, 3rd), on-base pct. (.413, 2nd), slugging (.476, 4th), hits (112, 8th), runs (77 3rd), doubles (22, T10th), extra-base hits (38, T7th) and total bases (181, 7th).
- Ranked 6th in the Pacific Coast League in on-base percentage (.413) and 5th in walks (69).
- Entered the season rated as having the "Best Strike Zone Discipline" in the Cardinals organization by *Baseball America*.
- Hit 12 of his 15 home runs off right-handed pitchers.
- Posted a 15-game hitting streak (6/14-30), batting .441 (26-59) over the span, 2nd-longest on the Memphis club (Rangel Ravelo, 19 games).
- Reached base safely in 20 straight games (6/14-7/5).
- Collected his second career multi-home run game with a pair of shots at Round Rock (7/18).
- Hit his second career grand slam, coming vs. New Orleans (7/18), off Robert Dugger.
- Drew a career-high four walks at Omaha (7/21) on an 0-for-2 day in six plate appearances. Had 12 games with multiple walks.
- Ranked 3rd in batting (.316), on-base percentage (.413), slugging (.474), and T4th in RBI (22) in the Dominican Winter League, despite playing in only 31 games.
- Rated as the "Best Defensive First Baseman" in the PCL in *Baseball America's* "Best Tools" survey.

**2018**

- Appeared in 91 games in his first full season in the Cardinals organization playing eight games in the Gulf Coast League (R) before finishing the season with 83 games in Springfield (AA). Combined to bat .312 with a then career-high 12 HR and 64 RBI, while improving his on-base pct. to .394.
- Ranked among Cardinals minor leaguers in RBI (64, T6th) and walks (44, T8th).
- Posted an 11-game hitting streak (4/17-30) and a 13-game on-base streak (7/21-8/3).
- Recorded an RBI in seven straight games (4/17-26) totaling 14 RBI.
- Caught the second out of a triple play vs. Arkansas (4/30).
- Hit his first career grand slam at Arkansas (4/19) a 7th inning shot off Stephen Perakslis.

**2017**

- Began the season with the Sioux City Explorers of the Independent League American Association. Played 34 games and won the league batting title with a .402 average and also led the league in on-base percentage (.482).
- Signed by the Cardinals as a minor league free agent on June 27 and played the remainder of the season in Springfield (AA), leading the team with a .378 on-base pct.
- Played for Surprise in the Arizona Fall League, batting .188 (6-32) with four doubles and two RBI in nine games.

**AWARDS & HONORS**

**Baseball America**  
**Best Defensive First Baseman - PCL**  
 2019: Memphis (AAA)

**MiLB.com Organization All-Star**  
 2019: St. Louis

**Texas League Player of the Week**  
 2018: Springfield (AA) - April 23-29

**FHSAA State Champions**  
 2011: North Florida Christian HS - Class 2A  
 2007: North Florida Christian HS - Class 2A

**2016**

- Played in 91 games between Stockton (A) and Midland (AA) combining to bat .273 with 8 HR and 38 RBI.

**2015**

- Played the entire season at Stockton (A) totaling 96 games in his first full season of professional baseball.
- Had his first career two homer game vs. Bakersfield (7/19), going 3-for-3 with three runs scored and a double.

**2014**

- Combined to bat .264 with a home run and 32 RBI over 58 games between the Arizona League Athletics and Vermont in his first season in professional baseball.
- Posted two four-hit games during the season; going 4-for-5 at AZL Rangers (6/30) and another 4-for-5 at Lowell (7/23).

**BACKGROUND/PERSONAL**

- Graduated from North Florida Christian High School in Tallahassee, Fla., where he played varsity baseball for five seasons.
- Played for two FHSAA State Championship teams in 2007 as an 8th grader and his senior year in 2011. Named First Team All-State as a sophomore, junior and senior.
- Named FHSAA Class 2A Player of the Year twice.
- Batted .530 with 12 HR and 40 RBI as a senior.
- A two-sport athlete, scored over 1,000 points while playing basketball.
- Played college baseball for hometown school Florida State Univ. where he was First Team All-ACC in 2014.
- Had a career batting average of .280 with 7 HR and 105 RBI while posting 91 walks to 80 strikeouts.
- Was a teammate of former Cardinals first round pick RHP Luke Weaver and Heisman Trophy quarterback Jameis Winston on the Seminole baseball team in 2013.
- Named Player of the Year in the 2013 Perfect Game Collegiate Baseball Summer League helping the Amsterdam Mohawks to the PGCBL championship title.
- Originally selected by Oakland in the 34th round (1,032nd overall) of the June, 2014 First-Year Player Draft.
- Resides in Tallahassee, Florida.



**TYLER  
O'NEILL**

**41**

HEIGHT	WEIGHT	BATS/THROWS	BIRTH DATE	ML SERVICE
5-11	200	R/R	6/22/1995	1.059

**FULL NAME:** Tyler Alan O'Neill

**BORN:** Burnaby, British Columbia, Canada

**OPENING DAY AGE:** 24 (Turns 25 on June 22)

**BECAME CARDINAL:** Acquired from the Seattle Mariners in exchange for LHP Marco Gonzales, July 21, 2017

**CONTRACT STATUS:** Signed through 2020

**MLB DEBUT:** April 19, 2018 at Chicago Cubs

**OUTFIELDER**



## COMPLETE RECORD

Year Team	AVG	G	AB	R	H	2B	3B	HR	RBI	SH	SF	HBP	BB	IBB	SO	SB	CS	GDP	SLG	OBP	E
2013 AZL Mariners	.310	28	100	12	31	5	3	1	15	0	0	4	12	0	27	2	4	2	.450	.405	0
2014 AZL Mariners	.000	1	2	0	0	0	0	0	0	0	0	0	0	0	1	0	0	0	.000	.000	0
Everett	.400	3	10	2	4	2	0	0	2	0	0	0	1	0	5	0	0	0	.600	.455	0
Clinton	.247	57	219	31	54	9	0	13	38	0	1	5	20	1	79	5	0	5	.466	.322	3
2015 Bakersfield	.260	106	407	68	106	21	2	*32	87	0	6	7	29	+3	137	16	5	6	.558	.316	6
2016 Jackson	.293	130	492	68	144	26	4	24	*102	0	12	9	62	*4	150	12	2	7	*.508	.374	4
2017 Tacoma	.244	93	349	54	85	21	2	19	56	0	2	1	44	0	108	9	2	7	.479	.328	3
Memphis	.253	37	146	23	37	5	1	12	39	0	3	2	10	0	43	5	0	1	.548	.304	2
2018 ST. LOUIS	.254	61	130	29	33	5	0	9	23	0	2	3	7	0	57	2	0	0	.500	.303	2
Memphis	.311	64	238	61	74	9	2	26	63	0	4	2	29	1	68	3	1	3	.693	.385	3
2019 ST. LOUIS	.262	60	141	18	37	6	0	5	16	0	0	0	10	0	53	1	0	3	.411	.311	3
Memphis	.265	41	151	26	40	5	0	11	26	0	1	0	14	0	51	3	0	3	.517	.325	0
Springfield#	.167	6	24	4	4	1	0	2	2	0	0	0	0	0	9	0	0	0	.458	.167	0
<b>MINOR TOTALS</b>	<b>.271</b>	<b>566</b>	<b>2138</b>	<b>349</b>	<b>579</b>	<b>104</b>	<b>14</b>	<b>140</b>	<b>430</b>	<b>0</b>	<b>29</b>	<b>30</b>	<b>221</b>	<b>9</b>	<b>678</b>	<b>55</b>	<b>14</b>	<b>34</b>	<b>.529</b>	<b>.343</b>	<b>21</b>
<b>MAJOR TOTALS</b>	<b>.258</b>	<b>121</b>	<b>271</b>	<b>47</b>	<b>70</b>	<b>11</b>	<b>0</b>	<b>14</b>	<b>39</b>	<b>0</b>	<b>2</b>	<b>3</b>	<b>17</b>	<b>0</b>	<b>110</b>	<b>3</b>	<b>0</b>	<b>3</b>	<b>.454</b>	<b>.307</b>	<b>5</b>

\*Led League

+ Tied for League Lead

# Injury rehabilitation assignment

**Note:** Major League Uniform Numbers Worn: 41 (2018-present).

## REGULAR SEASON FIELDING RECORD

Position	PCT	G	PO	A	E	TC	DP
Outfielder	.953	85	100	1	5	106	0

## WORLD BASEBALL CLASSIC RECORD

Year Team	AVG	G	AB	R	H	2B	3B	HR	RBI	SH	SF	HBP	BB	IBB	SO	SB	CS	GDP	SLG	OBP	E
2017 Canada	.091	3	11	0	1	0	0	0	0	0	0	0	1	0	5	0	0	0	.091	.167	1
<b>WBC TOTALS</b>	<b>.091</b>	<b>3</b>	<b>11</b>	<b>0</b>	<b>1</b>	<b>0</b>	<b>0</b>	<b>0</b>	<b>0</b>	<b>0</b>	<b>0</b>	<b>0</b>	<b>1</b>	<b>0</b>	<b>5</b>	<b>0</b>	<b>0</b>	<b>0</b>	<b>.091</b>	<b>.167</b>	<b>1</b>



### CAREER TRANSACTIONS

- Selected by the Seattle Mariners in the third round (85th overall) of the June, 2013 First-Year Player Draft.
- Acquired from the Seattle Mariners in exchange for LHP Marco Gonzales, July 21, 2017.
- On St. Louis injured list (left hamstring strain), July 5 - 16, 2018; included injury rehabilitation assignment to Memphis (AAA).
- On St. Louis injured list (groin inflammation), August 6 (retroactive to August 4) - 13, 2018; included injury rehabilitation assignment to Memphis (AAA).
- On St. Louis injured list (right elbow ulnar nerve subluxation), April 16 - 25, 2019; included injury rehabilitation assignment to Springfield (AA).
- On St. Louis injured list (strained left wrist), August 3 - 29, 2019; included injury rehabilitation assignments to Springfield (AA) and Memphis (AAA).

### 2019 SEASON HIGHS

**Most Hits:** 3, 7/15 vs. Pittsburgh  
**Most Runs:** 2, four times. Last: 7/15 vs. Pittsburgh  
**Most 2Bs:** 1, six times. Last: 9/5 vs. San Francisco  
**Most HRs:** 2, 7/15 vs. Pittsburgh  
**Most RBI:** 4, twice. Last: 7/15 vs. Pittsburgh  
**Most BBs:** 1, 10 times. Last: 9/28 vs. Chicago Cubs  
**Longest Hitting Streak:** 7 games, 7/13-19

### CAREER HIGHS

**Most Hits:** 3, three times. Last: 7/15/19 vs. Pittsburgh  
**Most Runs:** 2, eight times. Last: 7/15/19 vs. Pittsburgh  
**Most 2Bs:** 1, 11 times. Last: 9/5/19 vs. San Francisco  
**Most HRs:** 2, 7/15/19 vs. Pittsburgh  
**Most RBI:** 4, three times. Last: 7/15/19 vs. Pittsburgh  
**Most BBs:** 1, 17 times. Last: 9/28/19 vs. Chicago Cubs  
**Longest Hitting Streak:** 7 games, 7/13-19/19  
**Multi-HR Game:** 1. 7/15/19 vs. Pittsburgh  
**Pinch-Hit HR:** 1. 8/22/18 at Los Angeles Dodgers (Alexander)  
**Extra Inning HR:** 1. 9/22/18 vs. San Francisco (Melancon)  
**Game Ending HR:** 1. 9/22/18 vs. San Francisco (Melancon)

### CAREER NOTES

- Has hit 10 of his 14 career Major League home runs at Busch Stadium where he has a .311 career batting average and averages a home run every 13.2 at-bats.
- 2018 Cardinals Minor League Player of the Year.
- Became the 24th Canadian-born Cardinals player all-time and finished the 2019 season as one of 13 active Canadian-born players on a Major League roster.
- Ranks 2nd all-time to Larry Walker (26; 2004-05) in career HR's hit by a Canadian-born Cardinal with 14.
- Played for Team Canada in the 2017 World Baseball Classic making three starts in left field, recording one hit, a single vs. Colombia (3/11), and an outfield assist.
- Played for World Team representing Canada in the 2016 All-Star Futures Game in San Diego.
- Of his 70 career MLB hits, 20.0% are home runs (14).
- Played two seasons in the Arizona Fall League and was selected to the Rising Stars Game in 2016.
- 2018 Pacific Coast League Post-Season All-Star.
- 2018 *Baseball America* Second Team Minor League All-Star and Triple-A All-Star at outfielder.
- Named Southern League Most Valuable Player by the league and Southern League Player of the Year by *Baseball America* in 2016.
- Member of the 2015 Canada PanAm Games Gold Medal Winning Team.
- Hit 140 home runs over 566 career minor league games averaging a HR per every 15.27 AB.
- Since 2015, ranks third among all minor league players with 126 home runs.
- Has posted 14 multi-home run games and hit four grand slams in his minor league career.

### CAREER MILESTONES

**Major League Debut**  
 April 19, 2018 at Chicago Cubs

**First Major League Hit**  
 May 18, 2018 vs. Philadelphia  
 (7th inning, single, off Yackels Ríos)

**First Major League Home Run**  
 May 19, 2018 vs. Philadelphia  
 (6th inning, solo, off Luis García)

### 2019

- Began the season on the Opening Day roster, and played in 14 games before landing on the 10-day Injured List (4/16-25) with an ulnar nerve subluxation in his right elbow after making a throw to the plate from centerfield.
- Batted .301 (25-83) with 4 HR & 12 RBI in 23 July games.
- His 25 hits in July were T2nd among team leaders (Goldschmidt, 28).
- Posted a career-high seven game hitting streak 7/13-19 (13-29, .448) hammering 4 HR and 12 RBI during the stretch. Had four consecutive multi-hit games during the stretch (7/15-18).
- Produced the game-winning RBI in both wins vs. ARI (7/13-14)
- Tallied 11 RBI over a five-game stretch (7/13-17) with three multi-RBI games and two games with a season-high 4 RBI (vs. ARI 7/13 & vs. PIT 7/15).
- Had his first career multi-home run game vs. PIT (7/15) tying his career-high with 4 RBI.

- Missed 25 games (8/3-29) on the 10-day Injured List with a strained left wrist.
- Played six injury rehab games between Springfield (AA) & Memphis (AAA), batting .273 (6-22, HR).
- In 23 home games, batted .345 (20-58), 4 HR & 1.000 OPS.
- Post All-Star Break, was ranked 3rd on the team in hits (19), 3rd in BA (.302), 3rd in RBI (12), T3rd in HR's (4) & T3rd with 2 GW-RBI at the time he went on the I.L.
- Led the Cardinals with a 29.9 feet/sec. Sprint Speed, as calculated by Baseball Savant; ranking 6th in the National League.
- Homered on 4/14 vs. CIN in Mexico Series in Monterrey, Mexico.
- Batted .251 with 13 HR and 28 RBI in 47 games between Memphis (AAA) and Springfield (AA) including an injury rehabilitation appearance.
- After the season, rated as the No. 12 prospect in the Pacific Coast League in *Baseball America's* Best Tools Survey.

## 2018

- Named the Cardinals Minor League Player of the Year.
- Recognized as 2018 Pacific Coast League Post-Season All-Star with teammate RHP Dakota Hudson.
- *Baseball America* Second Team all-Triple A.
- Was recalled from Memphis (AAA) on 4/19 and made his Major League debut at Wrigley Field vs. CHI (4/19) as a pinch-hitter vs. Jon Lester (struck out).
- Recorded his first MLB RBI on a sac fly scoring Yadier Molina vs. CIN (4/21).
- Recorded his first Major League hit off Yacksel Rios vs. PHI (5/18) in his 7th career MLB game.
- Became the first Cardinals rookie to homer in 3 straight games (5/19-21) since Paul DeJong (7/7-9/17) and was the 3rd MLB rookie to pull off the feat in 2018 (Ohtani 4/3-6 & Villanueva 4/14-16).
- Hit first MLB home run (solo) off Luis García, to tie game in 6th vs. PHI (5/19)
- Ranked 10th among National League rookies with 9 HR's.
- His nine home runs in his first 61 Major League games ranked 9th most in Cardinals history.
- Hit 35 home runs between Memphis (26) and St. Louis (9).
- Hit first career walk-off home run and first extra inning home run in the 10th inning vs. SF (9/22) off Mark Melancon.
- Led St. Louis with a .523 slugging pct. post All-Star Break.
- Walked as a pinch-hitter & then hit 3-run HR (#8) on a 3-0 count vs. PIT (9/11).
- Averaged a HR/14.44 AB, leading N.L. rookies (100 AB min.) & 2nd in MLB.
- Homered in consecutive games on four occasions (Last: 8/26-8/28).
- Scored a run in four straight games (5/18-5/21).
- Hit safely in the six games after his 2nd recall (5/18-23), including 3 home runs.
- Hit first career pinch-hit home run (#4) to tie game in 8th at LAD (8/22) off Scott Alexander.

## AWARDS & HONORS

**Cardinals Minor League Player of the Year**  
2018: Memphis (AAA)

**Baseball America Triple-A All-Star - OF**  
2018: Memphis (AAA)

**Baseball America Minor League All-Star  
Second Team - OF**  
2018: Memphis (AAA)

**Pacific Coast League Post-Season All-Star**  
2018: Memphis (AAA)

**Southern League Championship Series  
Most Valuable Player**  
2016: Jackson (AA)

**Southern League Post-Season All-Star**  
2016: Jackson (AA)

**Southern League Mid-Season All-Star**  
2016: Jackson (AA)

**Baseball America  
Southern League Player of the Year**  
2016: Jackson (AA)

**Baseball America Minor League All-Star**  
2016: Jackson (AA)

**All-Star Future Games Selection**  
2016: World Team (Canada)

**Southern League Player of the Month**  
2016: Jackson (AA) - May

**Southern League Player of the Week**  
2016: Jackson (AA) - May 23-29

**Arizona Fall League Rising Stars**  
2016: Peoria

**California League Post-Season All-Star**  
2015: Bakersfield (High-A)

**Pan Am Games**  
2015: Canada - Gold Medal

**Rawlings First Team All-Region**  
2013: Canada & Puerto Rico Region

- Missed eight games due to groin inflammation (8/4-13).
- Was recalled to St. Louis from Memphis (AAA) five times with the final time on July 31.
- Recorded his first career pinch-hit single, the eventual game-winning RBI (started 0-8) including a stolen base (#1) vs. COL (8/1).
- Canada native batted .311, 26 HR & 63 RBI in 64 games for Memphis (AAA).
- Was leading the Pacific Coast League & ranked 2nd in the minors with 26 HR at time of recall.
- Posted 6 multi-HR games in AAA with a season-high 3 HR vs. Colorado Springs (7/22).
- HR by Month: April (6), May (7), June (6), July (7).
- Posted 20 games with multiple-RBI.

## 2017

- Was acquired by the Cardinals in a trade with the Seattle Mariners on July 21 for LHP Marco Gonzales.
- Combined to bat .246 with 31 home runs and 95 RBI over 130 games in Triple-A between Tacoma and Memphis.
- His 12 home runs hit with 37 games at Memphis were two shy of ranking in the Top 10 among Cardinals minor leaguers.
- Ranked T5th in all of Minor League Baseball with 31 home runs and was 1 of 11 players to hit 30 or more home runs.
- Ranked among Pacific Coast League leaders in home runs (31, T-4th), RBI (95, 4th), total bases (247, 5th) and games played (130, 3rd).
- His 60 extra base hits ranked T5th in all of Triple-A.
- Recorded 11 RBI in the Pacific Coast League playoffs, the most by any player in the Triple-A postseason.
- Posted three games with 5 or more RBI during the season.
- Drove in a season-high 7 RBI at Reno, one RBI shy of his career-best.
- Hit his fourth career grand slam, coming vs. Reno (6/6).
- Posted three multi-home run games (6/23 at Reno, 7/4 at Reno & 7/20 at Albuquerque) bringing his career total to eight.
- Played for Team Canada in the 2017 World Baseball Classic making three starts in left field and recording one hit, a single vs. Colombia (3/11).
- Rated as the No.5 prospect and "Best Power Hitter" in the Cardinals organization by *Baseball America*.

## 2016

- Played in a career-high 130 games with Jackson (AA).
- Named Southern League Most Valuable Player and was a Southern League Mid-Season and Post-Season All-Star.
- Named Southern League Player of the Year by *Baseball America*.
- Named to *Baseball America's* Minor League All-Star Team.
- Was 1 of 4 finalists for USA Today's Minor League Player of the Year and 1 of 10 players nominated for MiLB Offensive Player of the Year.
- Led all Mariners minor league players with a career-high 102 RBI.

### MOST HOME RUNS BY A CARDINAL IN HIS FIRST 100 MLB GAMES

Rank	Home Runs	Season(s)
1. Albert Pujols	24	2001
<b>Paul DeJong</b>	<b>24</b>	<b>2017</b>
3. Chris Duncan	23	2005-06
4. Johnny Mize	17	1936
5. J.D. Drew	16	1998-99
6. Ray Jablonksi	15	1953
Bill Virdon	15	1955
Aledmys Diaz	15	2016
9. George Watkins	14	1930
Ken Boyer	14	1955
<b>Tyler O'Neill</b>	<b>14</b>	<b>2018-19</b>

### MINOR LEAGUE BASEBALL OVERALL HOME RUN LEADERS (2015-19)

Rank (Organizations)	HR	At-Bats
1. Bobby Bradley (CLE)	139	2,248
2. Kevin Cron (ARI)	139	2,200
<b>3. Tyler O'Neill (SEA, STL)</b>	<b>126</b>	<b>1,807</b>
4. AJ Reed (HOU)	124	1,953
5. Peter O'Brien (ARI, CIN, KC, TEX, MIA, LAD)	112	1,852

- Led the Southern League in RBI (102), slugging (.508), OPS (.882), extra base hits (54), total bases (256) and intentional walks (4).
- Ranked among Southern League leaders in home runs (24, 2nd), at-bats/home run (20.50, 2nd), on-base percentage (.374, 2nd), batting (.293, 4th), hits (144, 5th), walks (62, 5th), doubles (26, T6th), runs (68, 8th) and games (130, 8th).
- Had multi-home run game at Pensacola (4/23), his 5th career multi-homer game.
- Established a career-high with 8 RBI vs. Pensacola (6/8), including a two-out walk-off grand slam, his third career grand slam.
- Batted .448 (13-29) with playoff highs for hits (13), runs (7), home runs (3), RBI (9), on-base percentage (.515) and slugging (.828) in the Southern League postseason.

## 2015

- Ranked T-2nd in Minor League Baseball with 32 home runs. Was 1 of 7 players to hit 30 home runs in Minor League Baseball. Ranked 3rd in MiLB with 12.72 AB/HR.
- California League Post-Season All-Star.
- Led the California League in home runs (32), AB/HR (12.72) and tied for first in intentional walks (4).
- Ranked among California League leaders in RBI (87, 6th), on-base percentage (.874, 8th) and extra base hits (55, T8th).
- Led all Mariners minor league players with 87 RBI.
- Played in 19 games for Peoria in the Arizona Fall League, batting .292 (21-72) with 3 HR and 14 RBI.
- Named to the Arizona Fall League Rising Stars Game, batting 3rd in the order and played right field for the West Squad. Went 1-for-2 in the game with a run scored and a stolen base.

- Ranked among AFL leaders in home runs (3, T6th), RBI (14, T8th), runs (15, T9th), slugging (.486, 10th), on-base percentage (.395, 10th) and total bases (35, T10th).
- Posted three multi-home run games (5/9 vs. Visalia, 5/15 at High Desert & 7/23 vs. San Jose).
- Played for Team Canada who won a gold medal in the PanAm Games.

## 2014

- Was on disabled list (5/12-7/31) after fracturing 5th metacarpal on right hand. Included rehab stints with AZL Mariners (R) and Everett (SS-A).
- Hit first career multiple home run game with two vs. Beloit (8/5).
- Hit two grand slams over the course of three days (8/14 at Wisconsin & 8/16 vs. Beloit).

## 2013

- Hit first professional home run vs. AZL Brewers (7/10) off Jorge Ortega as part of a 4-for-4 game, establishing his single-game high for hits.

## BACKGROUND/PERSONAL

- Graduated from Garibaldi Secondary School.
- Named 2013 Rawlings 3rd Team All-American and First Team All-Region (Canada & Puerto Rico Region).
- Played for the Canadian Junior National Team in 2012.
- Member of Team British Columbia that played in the 2012 Canada Cup Tournament in London, Ontario, Canada and earned MVP of the Gold Medal Game.
- His father, Terry, is a former Mr. Canada, winning the national body building title in 1975.
- Committed to play college baseball at Oregon State University before selected by the Mariners in the 3rd round of the June, 2013 First-Year Player Draft.
- Attended Major League Baseball's Rookie Career Development Program after the 2017 season.
- Grew up playing the piano.
- Resides in Burnaby, British Columbia, Canada.





# DENNIS ORTEGA

# 99

HEIGHT	WEIGHT	BATS/THROWS	BIRTH DATE	ML SERVICE
6-3	230	R/R	6/11/1997	0.000

**FULL NAME:** Dennis Enrique Ortega

**BORN:** Valencia, Venezuela

**OPENING DAY AGE:** 22 (Turns 23 on June 11)

**BECAME CARDINAL:** Signed as an international free agent, August 21, 2013

**CONTRACT STATUS:** Signed through 2020

**CATCHER (NON-ROSTER)**



## COMPLETE RECORD

Year Team	AVG	G	AB	R	H	2B	3B	HR	RBI	SH	SF	HBP	BB	IBB	SO	SB	CS	GDP	SLG	OBP	E
2014 DSL Cardinals	.229	45	153	16	35	2	0	0	13	3	0	3	20	0	38	1	1	3	.242	.330	7
2015 DSL Cardinals	.248	44	129	22	32	6	1	0	9	2	1	2	15	0	18	3	1	1	.310	.333	7
2016 GCL Cardinals	.357	36	115	23	41	4	2	0	16	1	0	2	15	0	13	7	4	5	.426	.439	2
2017 State College	.213	39	127	12	27	5	0	0	11	2	1	1	12	0	23	0	0	7	.252	.284	3
Peoria	.389	6	18	5	7	1	0	0	0	0	0	1	5	0	7	0	0	0	.444	.542	0
2018 Peoria	.257	65	245	37	63	13	0	6	27	2	2	0	21	0	51	7	3	3	.384	.313	12
2019 Palm Beach	.205	58	200	15	41	6	0	1	8	1	0	2	12	0	39	0	0	4	.250	.257	2
<b>MINOR TOTALS</b>	<b>.249</b>	<b>293</b>	<b>987</b>	<b>130</b>	<b>246</b>	<b>37</b>	<b>3</b>	<b>7</b>	<b>84</b>	<b>11</b>	<b>4</b>	<b>11</b>	<b>100</b>	<b>0</b>	<b>189</b>	<b>18</b>	<b>9</b>	<b>23</b>	<b>.314</b>	<b>.324</b>	<b>33</b>

## CAREER NOTES

- Participated in early workouts and seminars as part of the Cardinals two-week Instructional Camp in January 2020.
- Invited to Major League Spring Training for the third consecutive season (2018-20).
- Has thrown out 42.2% (127 CS/301 SB ATT) of attempted basestealers over his six-year minor league career.
- Rated as "Best Defensive Catcher" in the Cardinals organization before the 2019 season by *Baseball America*.
- 2018 Midwest League Mid-Season All-Star.
- Played for Bravos de Margarita in the Venezuelan Winter League each of the last three offseasons.

## 2019

- Entered the season rated as "Best Defensive Catcher" in the Cardinals organization by *Baseball America*.
- Was invited to Major League Spring Training for the second consecutive season.
- Hit .205 (41-200) with one home run, six doubles, and eight RBI in 58 games for High-A Palm Beach.
- Threw out team-leading 38.1% of attempting basestealers (16 CS/42 SB ATT), 10th among qualified FSL catchers.
- His lone home run of the season gave Palm Beach a 1-0 win over Lakeland (7/2), a seventh inning blast off Tarik Skubal.
- Hit .394 (13-33) in 10 games while hitting eighth in the lineup.

## AWARDS & HONORS

**Midwest League Mid-Season All-Star**  
2018: Peoria (A)

**Gulf Coast League Championship**  
2016: Gulf Coast League Cardinals (R)

## 2018

- Was invited to Major League Spring Training as a 20-year old catcher with four years of professional experience.
- Played in a career-high 65 games at Peoria (A) starting 62 at catcher.
- Named to the Midwest League Mid-Season All-Star team as part of the West squad. Entered as a pinch-hitter in the 7th inning and caught four innings while recording two at-bats.
- Put together a 13-game hit streak (6/13-7/25), batting .358 (19-53). Was the 2nd-longest hitting streak of the season by a Chief, trailing only Elehuris Montero (14 games).
- Tied for 2nd on the Peoria team with seven stolen bases.
- Had two games with two doubles (6/24 vs. Burlington & 7/22 at Great Lakes).
- Scored in five straight games (5/11-5/19).



- Threw out 38.8% (19 CS/49 SB ATT) of attempted base stealers.
- Was on the 7-day injured list with a right hamstring strain (6/28-7/14).
- Appeared in six games during the Midwest League playoffs batting .316 (6-19) with a double and two RBI. Rapped out three hits at Quad Cities (9/6).
- Played in nine games (seven starts at catcher), for Margarita in the Venezuelan Winter League. Hit .192 (5-26).

## 2017

- Played 39 games in State College (A) before promotion to Peoria (A), where he batted .389 in his final six games.
- Threw out 53.5% (23 CS/43 SB ATT) of attempted base stealers.

## 2016

- Threw out 41.3% (12 CS/29 SB ATT) of attempted base stealers.
- Started three games at catcher, appearing in four during the Gulf Coast League playoffs. Batted .231 (3-13) with three runs scored and three walks helping the GCL Cardinals to their first league championship.
- Led the GCL with a 20-game hitting streak (.387, 29-75) from July 22 through the end of the season.
- Posted a career-best four-hit game (4-for-4) at GCL Nationals (7/22) which began his 20-game hit streak.
- Made two appearances left field (7/24 at GCL Marlins) and right field (7/30 at GCL Mets).

- Ranked 2nd on the squad with seven stolen bases, trailing only 2016 first round pick Delvin Perez (12).
- Posted a positive walk to strikeout ratio during the regular season with 15 walks to 13 strikeouts.
- Batted .337 (34-101) against right-handed pitchers and .500 (7-14) against left-handed pitchers.
- Hit .424 (14-33) with runners in scoring position.

## 2015

- Threw out 41.7% (30 CS/72 SB ATT) of attempted base stealers while playing in 44 games in the Dominican Summer League.

## 2014

- Threw out 40.9% (27 CS/66 SB ATT) of attempted base stealers, ranking 8th among Dominican Summer League catchers.
- Began the month of August hitting safely in his first six games (.417, 10-24) with two doubles and 6 RBI.

## BACKGROUND/PERSONAL

- Resides in Valencia, Venezuela.



(L-R) Pitcher Austin Gomber, with catchers José Godoy, Dennis Ortega, and Matt Wieters listening to catcher Yadier Molina during 2019 Spring Training in Jupiter, Fla., March 5, 2019.



# JOHAN OVIEDO

(YO-hahn oh-vee-YAY-doh)

# 87

HEIGHT	WEIGHT	BATS/THROWS	BIRTH DATE	ML SERVICE
6-5	245	R/R	3/2/1998	0.000

**FULL NAME:** Johan Oviedo

**BORN:** Havana, Cuba

**OPENING DAY AGE:** 22

**BECAME CARDINAL:** Signed as an international free agent, July 2, 2016

**CONTRACT STATUS:** Signed through 2020

**PITCHER (NON-ROSTER)**



## COMPLETE RECORD

Year	Team	W-L	ERA	G	GS	CG	GF	SHO	SV	IP	H	R	ER	HR	HBP	BB	IBB	SO	WP	BK	BA
2016	DSL Cardinals	0-1	1.66	7	7	0	0	0	0	21.2	19	8	4	0	0	6	0	29	0	0	.238
2017	State College	2-2	4.56	8	8	0	0	0	0	47.1	53	30	24	3	1	18	0	39	6	1	.285
	Johnson City	2-1	4.88	6	6	0	0	0	0	27.2	22	17	15	0	4	18	0	31	5	3	.220
2018	Peoria	10-10	4.22	25	23	0	1	0	1	121.2	108	63	57	6	3	*79	0	118	11	2	+.238
2019	Springfield	7-8	5.65	23	23	0	0	0	0	113.0	120	72	71	9	8	64	0	128	6	3	.273
	Palm Beach	5-0	1.60	6	5	0	0	0	0	33.2	29	7	6	1	2	12	0	35	1	0	.230
<b>MINOR TOTALS</b>		<b>26-22</b>	<b>4.36</b>	<b>75</b>	<b>72</b>	<b>0</b>	<b>1</b>	<b>0</b>	<b>1</b>	<b>365.0</b>	<b>351</b>	<b>197</b>	<b>177</b>	<b>19</b>	<b>18</b>	<b>197</b>	<b>0</b>	<b>380</b>	<b>29</b>	<b>9</b>	<b>.253</b>

\* Led League

+ Tied for League Lead

## CAREER NOTES

- Participated in early workouts and seminars as part of the Cardinals two-week Instructional Camp in January 2020.
- Enters the 2020 season ranked as the No. 11 prospect and having the "Best Slider" in the Cardinals organization by *Baseball America*.
- Led all 2019 Cardinals minor league pitchers in wins (12) and strikeouts (163). Tied for the minor league lead with 28 games started.
- Has posted back-to-back seasons with 10 or more wins (2018-19).
- Leads all Cardinals minor league pitchers in wins (22) and strikeouts (281) over the past two seasons.
- Has started 72 of 75 games over his professional career only appearing in relief following rehabilitation starts by other pitchers.
- Has two double-digit strikeout games, both achieved during the 2019 season with a career-high of 11.

## AWARDS & HONORS

**Cardinals Minor League Pitcher of the Month**  
2019: Palm Beach (A) - April

## 2019

- Pitched in Palm Beach (A) and Springfield (AA) combining for a 12-8 record with a 4.73 ERA over 29 appearances with 28 starts. Posted career highs in wins, starts, innings, strikeouts and hit batsmen.
- Led all Cardinals minor league pitchers in strikeouts (163), wins (12) and games started (28, T1st), while ranking in the Top 10 in opponent BA (.273, 10th), innings pitched (146.2, 5th) and winning percentage (.467, 7th).
- Named Cardinals Minor League Pitcher of the Month for April after posting a 5-0 record with a 1.60 ERA over five starts and six total appearances covering 33.2 innings with 35 strikeouts. Was leading the Florida State League in wins and strikeouts after the month of April.

- Struck out a career-high 11 batters over 7.0 innings vs. Corpus Christi (7/27).
- Posted two double-digit strikeout games during the season.
- Made 10 starts of 6.0 innings or more; 10 were quality.
- Threw a season-high 7.1 scoreless innings vs. Frisco (8/28).
- Made one relief appearance, coming vs. Daytona (4/9) and hurled 5.2 innings following a Luke Gregerson rehab start.
- Allowed the most stolen bases (23) among Cardinals minor league pitchers while on the mound.

## 2018

- Ranked among Cardinals minor league pitchers in wins (10, T2nd), innings pitched (121.2, T9th), strikeouts (118, 5th), games started (23, T5th) and opponent BA (.238, 10th).
- Made two relief appearances vs. Clinton (5/14) and at Beloit (7/1). Pitched 4.0 innings vs. Clinton on the back-end of an Alex Reyes rehab start in which the two Cardinals pitchers combined to strike out 18 batters (Reyes 12, Oviedo 6) in the game. Threw a career-high 7.1 scoreless innings in relief of Jesus Cruz at Beloit.
- Won six straight starts (7/8-8/8).
- Led the Midwest League in walks (79) and tied for the league lead in opponent BA (.238).
- Had an unusual start to the season allowing five runs without allowing a hit on five walks with a strikeout in his season debut vs. Burlington (4/7). Allowed five or more runs only twice in a game the remainder of the season (24 app/22 GS).
- Made two starts in the Midwest League postseason and was 1-1 with a 3.27 ERA over 11.0 innings with 13 strikeouts.
- Rated as the No. 17 prospect in the Midwest League by *Baseball America* following the season.

## 2017

- Split the season between Johnson City (R) and State College (A) combining for a 4-3 record and a 4.68 ERA over 14 starts.
- Earned his first professional win in his first start of the season at Kingsport (6/26), tossing 6.0 scoreless innings of three-hit ball with seven strikeouts.
- Threw a career-high 8.0 innings vs. Williamsport (8/26), allowing one run on two hits with a walk and season-high nine strikeouts while tossing 97 pitches (59 strikes).
- Made three starts of 7.0 innings or more.

## 2016

- Made seven starts in his first professional season in the Dominican Summer League. Posted a 1.66 ERA and had four starts without allowing an earned run.
- Did not allow a home run to 88 total batters faced.

## BACKGROUND/PERSONAL

- Resides in Port Au Prince, Haiti.





# TOMMY PARSONS

# 88

HEIGHT	WEIGHT	BATS/THROWS	BIRTH DATE	ML SERVICE
6-4	220	R/R	9/1/1995	0.000

**FULL NAME:** Thomas Britton Parsons

**BORN:** Columbus, Ohio

**OPENING DAY AGE:** 24 (Turns 25 on September 1)

**BECAME CARDINAL:** Signed as a non-drafted free agent, June 12, 2018

**CONTRACT STATUS:** Signed through 2020

**PITCHER (NON-ROSTER)**



## COMPLETE RECORD

Year	Team	W-L	ERA	G	GS	CG	GF	SHO	SV	IP	H	R	ER	HR	HBP	BB	IBB	SO	WP	BK	BA
2018	Johnson City	5-1	3.00	13	9	+1	1	+1	1	57.0	59	23	19	7	0	10	0	43	2	0	.268
2019	Memphis	0-1	9.00	1	1	0	0	0	0	5.0	7	5	5	2	1	2	0	8	0	0	.318
	Springfield	4-6	5.29	14	14	0	0	0	0	83.1	91	50	49	26	0	13	0	77	2	2	.276
	Palm Beach	3-2	2.13	7	7	1	0	0	0	42.1	41	14	10	1	0	7	0	39	1	0	.246
	Peoria	4-0	0.26	5	5	1	0	+1	0	35.0	14	1	1	1	0	5	0	26	3	0	.120
<b>MINOR TOTALS</b>		<b>16-10</b>	<b>3.40</b>	<b>40</b>	<b>36</b>	<b>3</b>	<b>1</b>	<b>2</b>	<b>1</b>	<b>222.2</b>	<b>212</b>	<b>93</b>	<b>84</b>	<b>37</b>	<b>1</b>	<b>37</b>	<b>0</b>	<b>191</b>	<b>8</b>	<b>2</b>	<b>.248</b>

+ Tied for League Lead

## CAREER NOTES

- Enters the 2020 season ranked by *Baseball America* as having the "Best Control" in the Cardinals organization.
- Pitched for all four Cardinals full season minor league affiliates in 2019.
- Two-time Midwest League Pitcher of the Week with both honors coming over a three-week period in April 2019.
- 2018 Appalachian League Post-Season All-Star.
- Three-time Michigan Intercollegiate Athletic Association Pitcher of the Year at NCAA Division III powerhouse Adrian College (Mich.).
- Was 40-4 with a 2.21 ERA and 24 complete games out of 44 career starts in college with 29 starts of 7.0 innings or more.

## 2019

- Combined to make 27 starts in his first full season of professional baseball, making an appearance with all four Cardinals full-season minor league affiliates.
- Was 11-9 with a 3.53 ERA encompassing 165.2 innings with 148 strikeouts and two complete games.
- Led Cardinals minor leaguers in innings (165.2), complete games (2) and shutouts (1, T1st); ranked in the Top 10 in wins (11, T2nd), strikeouts (148, 3rd) and starts (27, 3rd).
- Threw a 9.0-inning shutout vs. Quad Cities (4/22) allowing two hits with three walks and six strikeouts (102 pitches).

## AWARDS & HONORS

### Midwest League Pitcher of the Week

2019: Peoria (A) - April 8-14

2019: Peoria (A) - April 22-28

### Midwest League Player of the Month

2019: Peoria (A) - April

### Appalachian League Post-Season All-Star

2018: Johnson City (R)

- Of his 27 starts, 17 went 6.0 innings or more with 13 quality starts. Five starts were 8.0 innings or more, limiting his opposition to one run or less.
- Tied for the Midwest League lead with one complete game.
- Made seven scoreless starts of 5.0 innings or more.
- Surpassed the 100 pitch threshold on only two occasions.
- Struck out season-high 12 vs. Lakeland (6/3), limiting the opposition to one single in a 2-0 loss in 11 innings.
- Allowed career-high five homers vs. Corpus Christi (7/29) in a game he allowed just six hits and six runs over 5.2 innings.
- His 30 home runs allowed ranked 5th among minor leaguers and he was the only pitcher who allowed 30 HR's and did not pitch all of his starts in the Pacific Coast League.



## 2018

- Appeared in 13 games, making nine starts for Johnson City (R) in his first professional season.
- Named a Appalachian League Post-Season All-Star.
- Ranked 3rd in the Appalachian League in ERA (3.00), T-1st in shutouts (1), complete games (1) and WHIP (1.21).
- Ranked 7th among Cardinals minor leaguers in ERA (3.00).
- Made four relief appearances before taking on the role of a starting pitcher. Was 4-1 with a 2.63 ERA in nine starts and 1-0 with a 6.35 ERA and a save in four relief appearances.
- Threw a 7.0-inning shutout at Elizabethton (8/19) scattering four hits with a walk and a season-high seven strikeouts.
- Finished the season with back-to-back 7.0-inning outings, his longest of the season.
- Did not allow more than three earned runs in any of his nine starts or 13 total appearances.
- Won four straight decisions over five total starts from 7/26-8/19.
- Earned his first professional save at Kingsport (6/29) with two-thirds of a scoreless inning and a strikeout.

## BACKGROUND/PERSONAL

- Graduated from New Albany High School, located outside of Columbus, Ohio.
- Played college baseball at NCAA Division III powerhouse Adrian College (MI) where he posted career totals of 40-4 with a 2.21 ERA over 51 career appearances while throwing 24 complete games.
- Walked only 36 batters and struck out 288 in 322.0 innings. Left the school as the all-time leader in ERA (2.21), wins (40), starts (44) and innings pitched (322.0).
- Won three consecutive Michigan Intercollegiate Athletic Association Pitcher of the Year Awards (2016-18) and five 2018 MIAA Pitcher of the Week Awards in one season.
- Threw a no-hitter vs. Olivet on 3/25/2016.
- Struck out a career-high 15 batters in a shutout vs. Transylvania (3/4/2017) and recorded 10 double-digit strikeout games over his four-year career.
- Played two seasons of summer ball while in college in the Northwoods League for the Battle Creek (MI) Bombers.
- Resides in New Albany, Ohio.







# DANIEL PONCE DE LEON

62

(PAHNS-day-lee-ohn)

HEIGHT	WEIGHT	BATS/THROWS	BIRTH DATE	ML SERVICE
6-3	200	R/R	1/16/1992	0.141

FULL NAME: Daniel Robert Ponce de Leon

BORN: Anaheim, California

OPENING DAY AGE: 28

BECAME CARDINAL: Selected in the ninth round (285th overall) of the June, 2014 First-Year Player Draft

CONTRACT STATUS: Signed through 2020

MLB DEBUT: July 23, 2018 at Cincinnati

PITCHER



PONCE DE LEON

## COMPLETE RECORD

Year	Team	W-L	ERA	G	GS	CG	GF	SHO	SV	IP	H	R	ER	HR	HBP	BB	IBB	SO	WP	BK	BA
2014	State College	3-3	2.44	12	10	0	0	0	0	44.1	38	13	12	0	1	14	0	52	5	0	.229
2015	Peoria	6-2	2.47	13	13	1	0	0	0	76.2	72	27	21	4	3	22	0	62	2	0	.247
	Palm Beach	5-0	1.49	7	6	0	0	0	0	42.1	29	9	7	1	2	8	0	25	2	0	.193
2016	Springfield	9-8	3.52	27	+27	1	0	0	0	151.0	128	71	59	10	*15	56	1	122	10	0	.231
2017	Memphis	2-0	2.17	6	6	0	0	0	0	29.0	20	7	7	2	2	13	0	25	0	0	.196
2018	Memphis	9-4	2.24	19	18	1	0	1	0	96.1	69	37	24	4	6	50	0	110	3	0	.197
	ST. LOUIS	0-2	2.73	11	4	0	2	0	1	33.0	24	10	10	2	1	13	0	31	0	0	.205
2019	Memphis	8-4	2.88	16	16	0	0	0	0	84.1	62	30	27	7	6	43	1	86	6	0	.203
	ST. LOUIS	1-2	3.70	13	8	0	1	0	0	48.2	36	21	20	6	2	26	3	52	2	0	.207
MINOR TOTALS		42-21	2.70	100	96	3	0	1	0	524.0	418	194	157	28	35	206	2	482	28	0	.218
MAJOR TOTALS		1-4	3.31	24	12	0	3	0	1	81.2	60	31	30	8	3	39	3	83	2	0	.206

\*Led League

+Tied for League Lead

Note: Major League Uniform Numbers Worn: 62 (2018-present).

## DIVISION SERIES RECORD

Year	Team	W-L	ERA	G	GS	CG	GF	SHO	SV	IP	H	R	ER	HR	HBP	BB	IBB	SO	WP	BK	BA
2019	STL vs. ATL																				

ON ACTIVE ROSTER -- DID NOT PITCH

## LEAGUE CHAMPIONSHIP SERIES RECORD

Year	Team	W-L	ERA	G	GS	CG	GF	SHO	SV	IP	H	R	ER	HR	HBP	BB	IBB	SO	WP	BK	BA
2019	STL vs. WSH	0-0	4.50	1	0	0	1	0	0	2.0	2	1	1	0	0	1	0	4	0	0	.250

## REGULAR SEASON FIELDING RECORD

Position	PCT	G	PO	A	E	TC	DP
Pitcher	.941	24	9	7	1	17	2

## REGULAR SEASON BATTING RECORD

Year Team	AVG	G	AB	R	H	2B	3B	HR	RBI	SH	SF	HBP	BB	IBB	SO	SB	CS	GDP	SLG	OBP	E
2019 ST. LOUIS	.000	13	9	0	0	0	0	0	0	2	0	0	1	0	4	0	0	0	.000	.100	0
MAJOR TOTALS	.056	25	18	0	1	0	1	0	1	3	0	0	1	0	8	0	0	0	.167	.105	1

### CAREER TRANSACTIONS

- Selected by Tampa Bay Rays in the 24th round (731st overall) of the June, 2010 First-Year Player Draft, but did not sign.
- Selected by Cincinnati Reds in the 38th round (1,162nd overall) of the June, 2012 First-Year Player Draft, but did not sign.
- Selected by Chicago Cubs in the 14th round (408th overall) of the June, 2013 First-Year Player Draft, but failed his physical.
- Selected by St. Louis Cardinals in the ninth round (285th overall) of the June, 2014 First-Year Player Draft.

### 2019 SEASON HIGHS

**Most IP (Starter):** 6.2, 7/12 vs. Arizona  
**Most IP (Relief):** 5.1, 6/29 at San Diego  
**Most Strikeouts (Starter):** 7, twice. Last: 7/12 vs. Arizona  
**Most Strikeouts (Relief):** 9, 6/29 at San Diego  
**Most Walks (Starter):** 4, three times. Last: 7/27 vs. Houston  
**Most Walks (Relief):** 3, 9/24 at Arizona  
**Most Runs Allowed (Starter):** 5, 7/27 vs. Houston  
**Most Runs Allowed (Relief):** 4, 6/29 at San Diego  
**Most Earned Runs Allowed (Starter):** 5, 7/27 vs. Houston  
**Most Earned Runs Allowed (Relief):** 4, 6/29 at San Diego  
**Most Hits Allowed (Starter):** 8, 7/17 vs. Pittsburgh  
**Most Hits Allowed (Relief):** 5, 6/29 at San Diego  
**Most HRs Allowed:** 2, 6/29 at San Diego  
**Longest Scoreless Streak:** 11.0 IP, 6/14-29

### CAREER HIGHS

**Most IP (Starter):** 7.0, 7/23/18 at Cincinnati  
**Most IP (Relief):** 5.1, 6/29/19 at San Diego  
**Most Strikeouts (Starter):** 8, 8/21/18 at Los Angeles (NL)  
**Most Strikeouts (Relief):** 9, 6/29/19 at San Diego  
**Most Walks (Starter):** 4, three times. Last: 7/27/19 vs. Houston  
**Most Walks (Relief):** 3, twice. Last: 9/24/19 at Arizona  
**Most Runs Allowed (Starter):** 5, 7/27/19 vs. Houston  
**Most Runs Allowed (Relief):** 4, 6/29/19 at San Diego  
**Most Earned Runs Allowed (Starter):** 5, 7/27/19 vs. Houston  
**Most Earned Runs Allowed (Relief):** 4, 6/29/19 at San Diego  
**Most Hits Allowed (Starter):** 8, 7/17/19 vs. Pittsburgh  
**Most Hits Allowed (Relief):** 5, 6/29/19 at San Diego  
**Most HRs Allowed:** 2, 6/29/19 at San Diego  
**Longest Winning Streak:** 1 game, 7/4/19  
**Longest Losing Streak:** 2 games, twice. Last: 7/27/19-present  
**Longest Scoreless Streak:** 11.0 IP, 6/14-29/19  
**Last Start:** 9/1/19 [2] vs. Cincinnati  
**Last Relief Appearance:** 9/24/19 at Arizona

### CAREER NOTES

- Struck out four batters in his first postseason relief appearance setting the franchise record for most strikeouts by a Cardinal in his first career appearance coming in relief, surpassing three by Trevor Rosenthal (2012), Dan Haren (2004) and Dazzy Vance (1934).
- Legally changed the spelling of his last name from Poncedeleon to Ponce de Leon during the 2018 offseason.
- Threw 7.0 no-hit innings in his Major League debut on 7/23/18 at Cincinnati (116 pitches).
- Became the first Cardinal and one of five pitchers since the Expansion Era (since 1961) to carry a no-hitter through 7.0 innings in his MLB debut, joining Ross Stripling (2016 Dodgers), Bill Slayback (1972 Tigers) Billy Rohr (1967 Red Sox), Rudy May (1965 Angels).
- Became the first Cardinal since second baseman Luis Alicaia (4/23/88 vs. NYM) to record a triple as his first Major League hit (9/12 vs. PIT), and first Cardinals pitcher to do so since Todd Worrell (7/30/86 at PHI).
- 2018 MLB Pipeline Cardinals Pitching Prospect of the Year.
- 2018 Pacific Coast League Mid-Season All-Star.

- Returned from a career-threatening injury after being struck in the head by a line drive hit back up the middle during a game while pitching for Memphis (AAA) in May 2017, requiring brain surgery.
- Was drafted four times by four different teams from 2010-14 (Rays 2010, Reds 2012, Cubs 2013, Cardinals 2014).

### 2019

- Pitched in 29 games between St. Louis (13) and Memphis (16), logging a total of 133.0 innings with 138 strikeouts.
- Struck out nine batters in 5.1 innings of relief at SD (6/29), the most strikeouts by any Major League pitcher in relief during the 2019 season and by a Cardinals pitcher since Al Hrabosky fanned nine vs. PIT (9/25/1974). His 5.1 innings in relief were the longest by a Cardinals relief pitcher in 2019 and since Tyler Lyons tossed 5.1 IP vs. PIT (8/13/2015).
- Was recalled from Memphis (AAA) four times in 2019, lastly on 9/1 to start the second game of a doubleheader.
- Was 8-4 with a 2.88 ERA in 16 starts at Memphis (AAA) Struck out 86 batters in 84.1 innings while allowing just seven home runs in the hitter friendly Pacific Coast League.

## AWARDS & HONORS

**Pacific Coast League Mid-Season All-Star**  
2018: Memphis (AAA)

**Pacific Coast League Pitcher of the Week**  
2019: Memphis (AAA) - Aug. 5-11  
2018: Memphis (AAA) - July 9-15

**Cardinals Minor League Pitcher of the Month**  
2019: Memphis (AAA) - August  
2018: Memphis (AAA) - July

**Pacific Coast League Championship**  
2017: Memphis (AAA)

**Bob Bauman "Physical Comeback Award"  
by the St. Louis BBWAA**  
2017: Memphis (AAA)

**Texas League Mid-Season All-Star**  
2016: Springfield (AAA)

**Midwest League Mid-Season All-Star**  
2015: Peoria (A)

**New York-Penn League Championship**  
2014: State College (A)

## CAREER MILESTONES

**Major League Debut**  
July 23, 2018 at Cincinnati

**First Major League Win**  
July 4, 2019 at Seattle

**First Major League Save**  
August 10, 2018 at Kansas City (3.0 IP)

**First Major League Strikeout**  
July 23, 2018 at Cincinnati  
(2nd Inning, Eugenio Suarez, looking)

- Was 0-2 with a 4.15 ERA in 8 MLB starts (34.2 IP, 31 K) and 1-0 with a 2.57 ERA in 5 relief app (14.0 IP, 21 K).
- Made two appearances in September (9/7 & 9/24) throwing 4.0 scoreless innings including a 3.0 inning relief appearance during a 19-inning game at ARI (9/24).
- Named Cardinals Minor League Pitcher of the Month for August posting a 4-0 record with an 0.93 ERA over five starts totaling 29.0 IP with 39 strikeouts. Threw 23.0 consecutive scoreless innings from 8/4-20.
- Earned his 1st career MLB win at SEA (7/4) with 2.2 scoreless IP and 3 K's in his 2nd relief appearance of 2019.
- St. Louis won his first three starts of the season while he posted no record with a 1.20 ERA (15.0 IP) and 16 K's.

- Longest scoreless outing was 6.0 innings of two-hit ball vs. MIA (6/19), his longest scoreless start since his MLB debut in which he threw 7.0 no-hit innings at CIN (7/23/18).

**2019 POSTSEASON:** Made one appearance in the postseason pitching the final 2.0 innings and striking out four batters in Game 3 of the NLCS at WSH. The four strikeouts in a relief appearance tied with Stephen Strasburg for the most by a National League relief pitcher in the 2019 postseason, the most by a Cardinals pitcher in a postseason relief appearance since Lance Lynn fanned five vs. WSH in Game 2 of the 2012 NLDS and set the franchise mark for most by a pitcher in his first postseason relief appearance.

## 2018

- Rookie appeared in 11 games (four starts) over four stints after the All-Star Break during his Major League debut season, going 0-2 with a 2.73 ERA (33.0 IP/ 10 ER), one save and 31 strikeouts.
- Held the opposition to a .205 average against (24-117), including a .140/.246/.308 slashline against opposing left-handers.
- As a starter, was 0-2 with 2.79 ERA (19.1 IP) with six walks, 22 strikeouts, and a .208 average against (15-72). Was one of 11 different pitchers to make a start for St. Louis (most since 2014-15 seasons).
- Also appeared in seven games as a reliever (13.2 IP), five of which that were multiple innings (T5th-most on the Cardinals). Retired his first batter faced in five of seven outings (two walks). Stranded 2 of 4 inherited runners.
- Held the opposition to only one hit, a Nolan Arenado grand slam, (1-32) in the first inning pitched in his 11 games.
- Allowed only one run in five road games (two starts), registering a 0.53 ERA (17.0 IP).
- Nine of his 10 total runs allowed (16.0 IP) came in six games (two starts) at home (5.06 home ERA).
- Initially had his contract purchased (6/11) when Luke Voit was optioned to Memphis, but did not pitch. Optioned to Memphis three days later (6/14).
- Recalled for the second time during the season (7/23) and threw 7.0 no-hit innings in his Major League debut at Cincinnati later that night, before being removed for a pinch-hitter after 116 pitches. St. Louis lost 2-1 on a walk-off home run by Eugenio Suárez in the 9th inning.
- Became the first Cardinals pitcher and one of five pitchers since the Expansion Era (since 1961) to carry a no-hitter through 7.0 innings in his MLB debut, joining Ross Stripling (LAD, 2016), Rudy May (CAL, 1965), Billy Rohr (BOS, 1967) and Bill Slayback (DET, 1972).
- Joined Michael Wacha (6/3 vs. PIT) and Austin Gomber (7/24 at CIN) as Cardinals pitchers to carry a no-hitter 6.0 or more innings deep into a game during the season.
- Was the 13th player in franchise history to make his MLB debut in a start against the Reds (since 1908), and first Cardinals starter to debut in Cincinnati since RHP Bob Forsch on July 7, 1974 (G1) at Riverfront Stadium.
- Struck out Eugenio Suarez (looking) for his first Major League strikeout (7/23).

- His first Major League hit allowed was a grand slam to Nolan Arenado (7/30 vs. COL), which came in relief in his second career MLB appearance. Became the first Cardinal in franchise history (since 1900) whose first hit allowed was a grand slam (Elias), and the first pitcher since Philadelphia's Daniel Stumpf, who surrendered a slam to Eugenio Suárez for his first MLB hit on (4/7/2016 at CIN).
- Earned first career save with 3.0 scoreless IP (44 pitches) in 7-0 combined shutout at KC (8/10), in his 4th career game... the last Cardinal to record a 3.0 IP save in his first five career games was Brad Thompson (5/8/2005 vs. SD).
- Southern California native returned to the rotation on 8/21 at Dodger Stadium and fanned a career-high eight batters in 4.0 innings in 5-2 Cardinals victory.
- Optioned the following day (8/22) when Yairo Muñoz and Matt Adams were activated.
- Recalled with Carson Kelly and Tyler Webb as September call-ups (9/1) and made a start that night against Cincinnati. Retired his first 10 batters faced (43 pitches) to extend his hitless-stretch another 3.1 innings before six consecutive Reds reached to chase him from the game and give him his first career loss.
- Made spot start in 4-3 loss to Pittsburgh (9/12). In the 3rd inning, became the first Cardinal since second baseman Luis Alicea (4/23/88 vs. NYM), and first Cardinals pitcher Todd Worrell (7/30/86 at PHI), to register a triple as his first Major League hit.
- Named a PCL Mid-Season All-Star with Memphis (AAA), going 9-4 with a 2.24 ERA (96.1 IP) and 110 strikeouts in 19 games (18 starts) over four stints.
- Struck out the side in a scoreless inning of work (15 pitches) in the Triple-A All-Star Game in Columbus, Ohio (7/11).
- Ranked 15th in the PCL and 2nd on the Redbirds in strikeouts. Also led the Redbirds in ERA, and finished 3rd in starts and innings.
- Limited PCL hitters to a .197 average (69-350), including a .177 mark against right-handers (35-198).
- Pitched at least 6.0 innings in seven starts (six quality). Threw at least 100 pitches in 10 starts.
- Hurlled a one-hit, complete game shutout (7/15) at Omaha (AAA-Royals). Struck out five, walked two, and allowed a double to Ramon Torres in the second inning.
- Recognized as the PCL Pitcher of the Week for the July 9-15 period, and the Cardinals Minor League Pitcher of the Month for July: 3-0, 0.00 ERA, 20.0 IP, 20 K, 3 GS.
- At the time of his recall and second promotion to St. Louis (7/23), ranked among PCL leaders in ERA (2.15, 2nd), wins (9, T2nd), strikeouts (103, 3rd), batting average (.198, 1st), and WHIP (1.24, 3rd).
- Named MLB Pipeline's Cardinals Pitching Prospect of the Year following the season.

### PITCHERS TO CARRY NO-HITTERS THROUGH 7.0 IP IN MLB DEBUTS

Pitcher	Date & Opponent
Rudy May, CAL	April 18, 1965 vs. DET
Billy Rohr, BOS	April 14, 1967 at NYY
Bill Slayback, DET	June 26, 1972 vs. NYY
Ross Stripling, LAD	April 8, 2016 at SF
<b>Daniel Ponce de Leon, STL</b>	<b>July 23, 2018 at CIN</b>

*since beginning of Expansion Era in 1961*

### CARDINALS ROOKIES TO MAKE BACK-TO-BACK STARTING DEBUTS

Cardinals	Dates	Opponent
Pea Ridge Day	Sept. 19, 1924	at Boston (NL)
Flint Rhem	Sept. 20, 1924	at Boston (NL)
Ray Harrell	April 24, 1935	Chicago (NL)
Nub Kleinke	April 25, 1935	Chicago (NL)
Santiago Guzman	Sept. 30, 1969	Philadelphia
Reggie Cleveland	Oct. 1, 1969	Philadelphia
Travis Smith	April 26, 2002	at Montreal
Mike Crudale	April 27, 2002	at Montreal
<b>Daniel Ponce de Leon</b>	<b>July 23, 2018</b>	<b>at Cincinnati</b>
<b>Austin Gomber</b>	<b>July 24, 2018</b>	<b>at Cincinnati</b>

*since 1920*

### MINOR LEAGUE HIGHLIGHTS

- Made six starts during injury-shortened 2017 season for Memphis (AAA), holding the opposition to one run or less in all but one, in which he allowed three runs.
- Struck out a season-high eight batters vs. Colorado Springs (4/11) in his first start of the season.
- Was struck by a line drive off the bat of Iowa's Victor Caratini in the second inning of a game on May 9 at Principal Park in Des Moines. Was removed from the game and taken to the hospital for emergency brain surgery to relieve pressure. Missed the remainder of the season.
- Resumed a throwing program in August and re-joined Memphis team in September as a spectator for their pennant run.
- Threw out the honorary first pitch to manager Stubby Clapp prior to Game 1 of the PCL playoffs on (9/6)
- Faced live hitters in late September as part of the rehabilitation process.
- Received the Bob Bauman "Physical Comeback Award" from the St. Louis Baseball Writers at their January 2018 Awards Dinner.
- Made a career-high and Texas League-leading 27 games started for Springfield (AA) in 2016, where he was a Mid-Season All-Star.

- Pitched 2.0 innings in relief for the Texas League All-Star North Squad.
- Ranked among Texas League leaders in ERA (3.52, 8th), wins (9, T4th), strikeouts (122, 5th), complete games (1, T5th), innings pitched (151.0, 3rd), walks (56, 2nd), opponent BA (.231, 4th).
- Led the Texas League in total batters faced (642), hit batsmen (15), sacrifice hits (8) and sacrifice flies (8) allowed.
- Ranked among Cardinals minor league pitchers in wins (9, T2nd), innings (151.0, 2nd), strikeouts (122, 4th), starts (27, T1st) and opponent batting average (.231, 4th).
- Made six scoreless starts of 5.0 innings or more, topping out at a career-high 8.1 innings (6/17 at NW Arkansas).
- Made six starts of 7.0 innings or more and only one of those over 100 pitches (5/27 vs. Frisco, 101 pitches, 7.2 IP).
- Induced 12 double plays, ranking 2nd on Springfield.
- Struck out a career-high 10 batters over 6.1 innings vs. NW Arkansas (4/26).
- In **2015**, was a combined 11-2 with a 2.12 ERA over 19 starts (20 app.) between Peoria (A) and Palm Beach (A).
- Selected to the Midwest League All-Star Game West Squad, but did not pitch.
- Ranked among Cardinals minor league leaders in wins (11, T3rd), ERA (2.12, 2nd) and opponent BA (.229, 4th).
- Pitched his first professional season in **2014** with State College (A), who were champions of the New York-Penn League. Was teammates with Austin Gomber.
- Averaged 10.56 strikeouts/9 IP and ranked third on the Spikes staff with 52 strikeouts.
- Made two starts in the NYPL playoffs and was 1-1 with an 0.82 ERA over 11.0 innings with 11 strikeouts.
- Earned win in the Championship Game 3 vs. Tri-City (9/9).
- Did not allow a home run to 183 total batters faced, ranking 6th among Cardinals minor leaguers in toughest to homer off.

## BACKGROUND/PERSONAL

- He and wife (Jennifer) have a son Casen (born Thanksgiving Day, 11/24/16) and daughter Mila Rose (11/17/18).
- His wife, Jennifer, played volleyball for Embry-Riddle Aeronautical University (2013-14), where he pitched his senior season.
- Graduated from La Mirada (Calif.) High School in 2010, where he was named the school's All-Athlete of the Year as a senior.
- Originally selected by Tampa Bay in the 24th round of the June, 2010 First-Year Player Draft, but did not sign.
- As a freshman in 2011, pitched in four games for the University of Arizona.
- Transferred to Cypress (Calif.) College near his hometown for his sophomore season (2012).
- Selected by Cincinnati in the 38th round of the June, 2012 First-Year Player Draft, but did not sign.
- Accepted a scholarship to transfer to the University of Houston and pitch his junior season (2013).
- Selected by Chicago (NL) in the 14th round of the June, 2013 First-Year Player Draft.
- Signed with the Cubs, but failed his physical due to concerns about the ulnar nerve placement in his right elbow. Later ruled ineligible by the NCAA to return to the University of Houston.
- Transferred to Embry-Riddle Aeronautical University in Daytona Beach, Fla for his senior season (2014).
- Went 9-2 with a 1.60 ERA (95.0 IP) and 103 strikeouts for the Eagles. Named a second team NAIA All-American, a first team All-Sun Conference honoree and was a Sun Conference All-Tournament team selection.
- Selected by the Cardinals in the 9th round of the June, 2014 First-Year Player Draft.
- Became highest drafted Eagle in program history (285th pick).
- Resides in New Smyrna Beach, Florida.







# ROEL RAMÍREZ

(ROW-ell)

77

HEIGHT	WEIGHT	BATS/THROWS	BIRTH DATE	ML SERVICE
6-0	235	R/R	5/26/1995	0.000

**FULL NAME:** Roel Octavio Ramírez

**BORN:** Laredo, Texas

**OPENING DAY AGE:** 24 (Turns 25 on May 26)

**BECAME CARDINAL:** Acquired from the Tampa Bay Rays along with OF Justin Williams and LHP Génesis Cabrera in exchange for OF Tommy Pham and future considerations, July 31, 2018

**CONTRACT STATUS:** Signed through 2020

**PITCHER (NON-ROSTER)**



## COMPLETE RECORD

Year	Team	W-L	ERA	G	GS	CG	GF	SHO	SV	IP	H	R	ER	HR	HBP	BB	IBB	SO	WP	BK	BA
2013	GCL Rays	3-4	5.86	12	1	0	3	0	0	27.2	35	22	18	0	5	6	0	16	1	0	.307
2014	Princeton	+6-2	1.86	12	6	0	3	0	2	53.1	41	19	11	2	1	6	0	29	3	0	.206
2015	Hudson Valley	4-3	2.97	13	13	0	0	0	0	69.2	67	27	23	3	1	11	0	43	5	0	.250
2016	Bowling Green	7-8	4.68	25	18	0	5	0	3	107.2	126	68	56	10	5	30	0	79	9	3	.291
2017	Charlotte	2-3	5.52	26	6	0	8	0	0	58.2	69	38	36	7	7	22	0	53	4	0	.299
	Bowling Green	1-0	3.00	2	0	0	1	0	1	6.0	5	2	2	1	0	3	1	7	1	0	.227
2018	Charlotte	0-0	0.00	8	0	0	5	0	1	12.2	4	0	0	0	1	0	0	14	1	0	.095
	Montgomery	3-1	3.32	26	1	0	9	0	0	40.2	37	19	15	4	1	17	1	46	6	0	.243
	Springfield	0-0	5.06	10	0	0	2	0	0	10.2	8	6	6	1	1	5	0	10	2	0	.211
2019	Memphis	1-0	0.00	2	0	0	1	0	0	3.0	0	0	0	0	0	1	0	5	0	0	.000
	Springfield	5-3	4.98	41	5	0	14	0	1	72.1	76	45	40	6	8	29	0	80	10	0	.276
<b>MINOR TOTALS</b>		32-24	4.03	177	50	0	51	0	8	462.1	468	246	207	34	30	130	2	382	42	3	.262

+ Tied for League Lead

## CAREER TRANSACTIONS

- Selected by the Tampa Bay Rays in the eighth round (248th overall) of the June 2013 First-Year Player Draft.
- Acquired by the St. Louis Cardinals along with OF Justin Williams and LHP Génesis Cabrera in exchange for OF Tommy Pham and future considerations, July 31, 2018.

## CAREER NOTES

- Has pitched as both a starter and reliever throughout his minor league career. Has faced 998 total batters as a starter and 974 in relief.
- Is 14-16 with a 3.92 ERA in 50 career starts and 18-8 with a 4.14 ERA and eight saves in 127 relief appearances.
- Has eight career saves with six of 3.0 or more innings and four of those with a career-high 4.0 innings.
- Pitched twice in the Arizona Fall League for Surprise in 2017 and Glendale in 2019.

## AWARDS & HONORS

**New York-Penn League Mid-Season All-Star**  
2015: Hudson Valley (A)

**New York-Penn League Pitcher of the Week**  
2015: Hudson Valley (A) - Aug. 4-10

**2019**

- Made 26 appearances in Springfield (AA) before a promotion to Memphis (AAA) for his final two appearances of the season.
- Ranked T10th among Cardinals minor league pitchers with 43 appearances and six wins.
- Combined to go 6-3 with a 4.78 ERA over 43 appearances making five starts and finishing 15 games.
- Struck out a career-high 85 batters.
- Ranked T8th in the Texas League with 41 appearances.
- Induced nine grounded into double plays, 2nd on the Springfield club.
- Did not exceed 4.1 innings in any of his starts. Topped out at 3.1 innings (6/8 at NW Arkansas) in his longest relief outing.
- Made 21 relief appearances of four outs or more, 10 of them were scoreless.
- Struck out a season-high seven batters in a 3.2-inning scoreless start vs. Midland (6/12).
- Made two scoreless appearances in relief for Memphis totaling 3.0 innings.
- Pitched for Glendale in the Arizona Fall League and was 2-0 with a 2.03 ERA in nine appearances, making three starts and covering 13.1 innings with 16 strikeouts.

**2018**

- Made a career-high 44 appearances.
- Began the season in Charlotte (A) and was promoted to Montgomery (AA) before a trade deadline move sent him to the Cardinals and finished the season in Springfield (AA).
- Did not allow a run in eight Florida State League appearances, striking out a batter in each and three batters three times.

**2017**

- Began the season in Bowling Green (A), made two relief appearances and was promoted to Charlotte (A) where he pitched the remainder of the season.
- Was 1-3 with a 6.33 ERA in six starts and 2-0 with a 4.67 ERA in 22 relief appearances.
- Pitched for Surprise in the Arizona Fall League posting an 0-1 record with a 10.24 ERA in nine relief appearances covering 9.2 innings.

**2016**

- Posted career highs in wins (7), innings pitched (107.2) and saves (3).
- Made 25 appearances with 18 starts with Bowling Green (A) in his fourth and final season pitching all year with one affiliate.
- Was 6-8 with a 4.82 ERA in 18 starts and 1-0 with a 4.00 ERA and three saves in relief.
- Recorded a save in three straight appearances (7/30 at Dayton, 8/4 at Lansing & 8/9 vs. West Michigan), all appearances of 3.0 innings or more.
- Struck out a career-high eight batters over 6.0 scoreless innings at Fort Wayne (6/19).

**2015**

- Made 13 appearances, all starts, for Hudson Valley, pitching 4.0 or more innings in each start with six quality starts.
- Named a New York-Penn League Mid-Season All-Star. Threw a scoreless inning allowing one hit in the game.
- Named New York-Penn League Pitcher of the Week (8/4-10).
- Led all Rays minor league pitchers in WHIP (1.12) and ranked in the Top 10 in ERA (2.97, T3rd), opponent BA (.250, 6th) and winning percentage (.571, 9th).
- Ranked 8th in the NY-Penn League with a 2.97 ERA and finished among starting pitchers with the 2nd-lowest walks/9 IP mark, 4th-fewest baserunners/9 IP (10.21).

**2014**

- Tied for the Appalachian League lead with six wins.
- Was 3-1 with a 2.03 ERA in six starts and 3-1 with a 1.61 ERA and two saves in six relief appearances.
- Hurlled a season-high 6.0 innings twice (vs. Kingsport 6/27 & vs. Burlington 7/31).
- Made one appearance in the Appalachian League playoffs and threw 3.0 innings, allowing two runs (1 ER) on three hits with two strikeouts.

**2013**

- Made 12 appearances, 11 in relief, in his first professional season in the Rays organization pitching in the Gulf Coast League.
- Started the final game of the season, tossing 3.1 innings in a no decision at GCL Twins (8/27).

**BACKGROUND/PERSONAL**

- Graduated from United South High School in Laredo, Texas, and is the only person from his high school to play professional baseball.
- Was a two-way player in high school posting a 2.64 ERA in 45.0 innings on the mound while batting .371 with 3 HR and 10 RBI as a first baseman his senior season.
- Signed his college letter of intent to play baseball at San Jacinto Junior College.
- Originally selected in the eight round (248th overall) of the June 2013 First Year Player Draft by the Tampa Bay Rays.
- Resides in Laredo, Texas.



# RANGEL RAVELO

(RAHN-hel)

47

HEIGHT	WEIGHT	BATS/THROWS	BIRTH DATE	ML SERVICE
6-1	235	R/R	4/24/1992	0.054

**FULL NAME:** Rangel Ravelo

**BORN:** Havana, Cuba

**OPENING DAY AGE:** 27 (Turns 28 on April 24)

**BECAME CARDINAL:** Signed as a minor league free agent, April 7, 2017

**CONTRACT STATUS:** Signed through 2020

**MLB DEBUT:** June 17, 2019 vs. Miami

**FIRST BASEMAN**



## COMPLETE RECORD

Year	Team	AVG	G	AB	R	H	2B	3B	HR	RBI	SH	SF	HBP	BB	IBB	SO	SB	CS	GDP	SLG	OBP	E
2010	Bristol	.254	48	173	17	44	9	1	1	21	5	0	0	9	0	25	0	2	7	.335	.291	17
2011	Bristol	.384	20	73	10	28	7	1	0	13	0	1	2	2	0	12	2	0	2	.507	.410	1
	Kannapolis	.317	43	161	11	51	9	0	0	21	0	0	1	12	0	19	0	1	0	.373	.368	10
2012	Kannapolis	.290	76	290	32	84	19	3	2	39	3	7	7	20	3	38	6	1	8	.397	.343	15
2013	Kannapolis	.226	17	53	9	12	4	0	0	9	0	1	1	11	0	11	1	1	1	.302	.364	0
	Winston-Salem	.312	84	301	43	94	27	2	4	53	1	3	2	40	1	46	4	1	5	.455	.393	6
2014	Birmingham	.309	133	476	72	147	*37	4	11	66	2	8	9	56	1	77	10	6	6	.473	.386	5
2015	AZL Athletics	.360	9	25	7	9	3	1	0	7	0	0	3	7	1	3	1	0	0	.560	.543	1
	Midland	.318	22	88	13	28	6	1	2	17	0	1	0	9	0	17	0	1	4	.477	.378	1
	Nashville	.277	28	101	10	28	5	1	1	18	1	2	1	7	0	22	0	0	1	.376	.324	0
2016	Nashville	.262	106	367	60	96	23	1	8	54	3	4	8	34	4	63	1	1	12	.395	.334	3
2017	Memphis	.314	89	306	49	96	25	1	8	41	0	3	5	31	1	56	1	2	11	.480	.383	4
2018	Memphis	.308	100	347	57	107	19	2	13	67	0	2	7	42	0	49	0	1	9	.487	.392	1
2019	ST. LOUIS	.205	29	39	4	8	2	0	2	7	0	1	0	3	0	12	0	0	1	.410	.256	0
	Memphis	.299	95	334	50	100	20	1	12	56	0	1	9	37	1	61	0	1	9	.473	.383	5
MINOR TOTALS		.299	870	3095	440	924	213	19	62	482	15	33	55	317	12	499	26	18	75	.440	.370	69
MAJOR TOTALS		.205	29	39	4	8	2	0	2	7	0	1	0	3	0	12	0	0	1	.410	.256	0

\*Led League

**Note:** Major League Uniform Numbers Worn: 47 (2019)

## REGULAR SEASON FIELDING RECORD

Position	PCT	G	PO	A	E	TC	DP
First Base	1.000	9	35	1	0	36	2

### CAREER TRANSACTIONS

- Selected by the Chicago White Sox in the sixth round (188th overall) of the June, 2010 First-Year Player Draft.
- Acquired by the Oakland Athletics from the Chicago White Sox along with RHP Chris Bassitt, C Josh Phegley and INF Marcus Semien for RHP Jeff Samardzija and RHP Michael Ynoa, December 9, 2014.
- Signed by the St. Louis Cardinals as a minor league free agent, April 7, 2017.

### CAREER NOTES

- Made his Major League debut after playing 838 games over 10 minor league seasons with three organizations (Cardinals, Athletics and White Sox).
- Hit the longest Cardinals home run of the StatCast Era (since 2015) with a 487-foot shot to left-centerfield off Tim Melville at Coors Field vs. COL (9/12).
- Was born in Cuba, but played high school baseball in South Florida before being drafted by the Chicago White Sox out of Hialeah High School.
- Career .299 batter in the minor leagues, including batting over .300 five different seasons.
- Played the 2019-20 off-season in the Dominican Winter League after four seasons for Lara in the Venezuelan Winter League.
- Third baseman converted over to first base full time following the 2012 season.

### 2019

- Made his Major League debut on June 17 vs. MIA after playing in 838 career games in the minor leagues. Was recalled four times in 2019.
- Collected his first MLB hit with a single vs. MIA (6/19).
- Owned the team high and 3rd-highest exit speed velocity average in the NL (94.8 MPH), behind Reds Michael Lorenzen (97.0) and Dodgers Edwin Rios (95.5).
- Started five Major League games, all at first base.
- Four of his eight hits went for extra bases (2 HR, 2 doubles).
- Ranked T6th among MLB rookies in PH AB (20), of his five pinch-hits, three were for extra bases. Had a .318 OBP as a pinch-hitter.
- Hit the longest Cardinals home run of the StatCast Era (2015) with a 487-foot shot to left-centerfield at Coors Field vs. COL (9/12). It was his first road hit (snapping 0-for-10) and his 2nd HR.
- Following September recall, batted .250 (5-20) with 2 HR & 6 RBI in 15 games.
- Crushed a 422-ft pinch-hit two-run home run vs. SF (9/5), his first MLB HR.
- Batted .333 (6-18) with 1 HR at home and .105 (2-21) with 1 HR on the road.
- Named a Pacific Coast League All-Star along with teammates C Andrew Knizner and RHP Jake Woodford, but did not play in the game.
- In 95 games at Memphis (AAA), batted .299 with 12 HR & 56 RBI. Over his career in the minors batted .299 with 62 HR and 482 RBI.

### 2019 SEASON & CAREER HIGHS

**Most Hits:** 1, eight times. Last: 9/21/19 at Chicago Cubs  
**Most Runs:** 1, four times. Last: 9/28/19 vs. Chicago Cubs  
**Most 2Bs:** 1, twice. Last: 7/31/19 vs. Chicago Cubs  
**Most HRs:** 1, twice. Last: 9/12/19 at Colorado  
**Most RBI:** 2, 9/5/19 vs. San Francisco  
**Most BBs:** 1, three times. Last: 9/28/19 vs. Chicago Cubs  
**Longest Hitting Streak:** 3 games, 9/1-5/19  
**Pinch-hit HR:** 1. Last 9/5/19 vs. San Francisco (K. Barraclough)

### AWARDS & HONORS

**Pacific Coast League Mid-Season All-Star**  
 2019: Memphis (AAA)

**Triple-A National Championship**  
 2018: Memphis (AAA)

**Pacific Coast League Championship**  
 2018: Memphis (AAA)  
 2017: Memphis (AAA)

**Cardinals Minor League Player of the Month**  
 2018: Memphis (AAA) - June

**Southern League Post-Season All-Star**  
 2014: Birmingham (AA)

**Birmingham Barons Player of the Year**  
 2014: Birmingham (AA)

**South Atlantic League Mid-Season All-Star**  
 2012: Kannapolis (A)

### CAREER MILESTONES

**Major League Debut**  
 June 17, 2019 vs. Miami

**First Major League Hit**  
 June 19, 2019 vs. Miami  
 (6th inning, single, off Trevor Richards)

**First Major League Home Run**  
 September 5, 2019 vs. San Francisco  
 (8th inning, pinch-hit 2-run, off Kyle Barraclough)

## 2018

- Named Cardinals Minor League Player of the Month for June, batting .449 (31-69) with 6 HR and 23 RBI. The .449 BA was the 8th-highest in all of minor league baseball in June, while his .537 on-base pct., ranked 6th.
- Ranked 5th among Cardinals minor leaguers with 67 RBI and 9th with a .879 OPS.
- Posted a .998 fielding percentage over 422 total chances at first base making only one error all season.
- Compiled a 16-game hitting streak from 7/24-8/14, batting .407 (24-59) during the stretch. Also hit safely in 17 straight-road games from 7/15 through the end of the season.
- Posted a two home run game at Salt Lake (7/24), his first career, hitting a solo home run in the 2nd inning and a three-run shot in the 5th inning as Memphis hit six home runs in the game.
- Hit first career grand slam vs. Reno (6/11). Batted .636 (7-11) with 16 RBI in bases loaded situations on the season.
- Played in eight Pacific Coast League playoff games batting .290 (9-31) with four runs scored and two RBI. Was 3-for-4 with three runs scored in the Triple-A Championship game against Durham (9/18).
- Played 36 games for Lara in the Venezuelan Winter League batting .320 with 3 HR, 16 RBI and 22 walks for a .428 on-base percentage.

## 2017

- Signed as a free agent on April 7 and played in 89 games for Memphis (AAA), starting 52 at first base, 12 in right field and three in left field.
- Went 3-for-4 on May 18 to move his batting average from .295 to .333 and it never dipped below .300 the rest of the season.
- Batted .367 with runners in scoring position (33-90).
- Ran off a team-high 15-game hitting streak (5/9-6/3) batting .429 (21-49) during the stretch.
- Placed on the 7-day disabled list with a right thumb contusion on Sept. 5 and missed the 2017 postseason after getting hit by a Hiram Burgos pitch at Colorado Springs (9/2).
- Batted .397 over 38 games for Lara in the Venezuelan Winter League, the 3rd-highest mark in the league.

## 2016

- Appeared in 106 games for Nashville (AAA) starting 71 at first base and 13 in the outfield.
- Played in 53 games for Lara in the Venezuelan Winter League batting .300 with 6 HR and 27 RBI. Batting .279 with 7 RBI in 17 postseason games coming in runner-up to Zulia.

## 2015

- Began the season on the disabled list at Nashville (AAA) after undergoing a partial ECU tendon repair on Mar. 13 with the surgery performed by Dr. Mark Leber at the Gateway Surgery Center in Phoenix.
- Was reinstated from the disabled list on July 11 and transferred to Midland (AA).

- Played in 55 games for Lara in the Venezuelan Winter League, batting .380 with 8 HR and 38 RBI. Led the league with a .480 on-base percentage, while ranking 2nd in slugging (.562) and walks (41) and 3rd in batting (.380).

## 2014

- Named Birmingham Barons Player of the Year.
- Named to the Southern League Post-Season All-Star Team in his first season at Birmingham (AA).
- Led the Southern League in doubles (37) and ranked among the league leaders in batting (.309, 2nd), hits (147, 2nd), runs (72, 5th), total bases (225, 3rd), on-base percentage (.386, 5th) and slugging (.473, 5th).
- Posted the longest hitting streak in the Southern League at 26 games and the 3rd-longest in Barons team history. Batted .382 (39-102) during the streak.
- Was on the Suspended List (fighting) from Aug. 1-3.
- Rated as the No. 10 prospect in the White Sox organization by *Baseball America* and as having the "Best Strike Zone Discipline".
- Played in one game for Escogido during the Dominican Winter League and went 0-for-2.

## 2013

- Played exclusively at first base, making 84 starts and committed only six errors for a .992 fielding percentage.
- Ranked 6th among White Sox farmhands in on-base percentage (.388) and 7th in batting average (.299).
- Batted .857 (6-7) with 16 RBI in bases loaded situations.
- Was placed on the 7-day disabled list with a laceration on his left hand (4/23), and was reinstated on May 2.
- Returned to the 7-day disabled list on May 5 with a laceration on his left thumb, and was reinstated on May 18.

## 2012

- Named to the South Atlantic League Mid-Season All-Star Team. Was the starting third baseman for the North Squad but exited the game after getting hit by a Mike Foltyniewicz pitch in his first plate appearance.
- Hit three doubles in a game vs. Lexington (5/18).
- Missed the final two months of the season after being placed on the Restricted List after leaving team on July 5.

## 2011

- Posted a 20-game hitting streak (7/6-30), batting .407 (33-81) during the streak.
- Had a season-high 5 RBI at Rome (8/30).

## 2010

- Hit first professional home run at Princeton (7/15) off Braulio Lara, a solo home run.

## BACKGROUND/PERSONAL

- Played high school baseball at Hialeah (Fla.) High School, the same high school which produced Major League players Bucky Dent, Charlie Hough and Alan Wiggins.
- Named First-Team All-Dade County by the Miami Herald.
- Resides in Orlando, Florida.





# ALEX REYES

# 29

HEIGHT	WEIGHT	BATS/THROWS	BIRTH DATE	ML SERVICE
6-4	220	R/R	8/29/1994	2.065

**FULL NAME:** Alexander Reyes

**BORN:** Elizabeth, New Jersey

**OPENING DAY AGE:** 25 (Turns 26 on August 29)

**BECAME CARDINAL:** Signed as an international free agent, December 3, 2012

**CONTRACT STATUS:** Signed through 2020

**MLB DEBUT:** August 9, 2016 vs. Cincinnati

**PITCHER**



## COMPLETE RECORD

Year Team	W-L	ERA	G	GS	CG	GF	SHO	SV	IP	H	R	ER	HR	HBP	BB	IBB	SO	WP	BK	BA
2013 Johnson City	6-4	3.39	12	12	0	0	0	0	58.1	54	26	22	1	4	28	0	68	8	1	.249
2014 Peoria	7-7	3.62	21	21	1	0	0	0	109.1	82	54	44	6	3	61	0	137	10	+3	.207
2015 GCL Cardinals	0-0	0.00	1	1	0	0	0	0	3.0	0	0	0	0	1	0	0	3	0	0	.000
Palm Beach	2-5	2.26	13	13	0	0	0	0	63.2	49	20	16	0	3	31	0	96	4	2	.216
Springfield	3-2	3.12	8	8	0	0	0	0	34.2	21	14	12	1	1	18	0	52	5	1	.174
2016 Memphis	2-3	4.96	14	14	0	0	0	0	65.1	63	38	36	6	4	32	0	93	7	1	.252
ST. LOUIS	4-1	1.57	12	5	0	3	0	1	46.0	33	8	8	1	0	23	1	52	3	1	.201
2017 ST. LOUIS	INJURED - DID NOT PITCH																			
2018 Peoria#	1-0	0.00	1	1	0	0	0	0	5.0	1	0	0	0	0	2	0	12	0	0	.063
Palm Beach#	0-0	0.00	1	1	0	0	0	0	3.1	4	0	0	0	0	1	0	6	0	0	.286
Springfield#	1-0	0.00	1	1	0	0	0	0	7.2	1	0	0	0	0	3	0	13	1	0	.045
Memphis#	1-0	0.00	1	1	0	0	0	0	7.0	1	0	0	0	0	1	0	13	0	0	.048
ST. LOUIS	0-0	0.00	1	1	0	0	0	0	4.0	3	0	0	0	1	2	0	2	0	0	.250
2019 Palm Beach	0-1	1.93	2	2	0	0	0	0	9.1	9	4	2	0	0	3	0	11	1	0	.250
Memphis	1-3	7.39	10	7	0	1	0	0	28.0	27	24	23	5	1	24	0	38	3	0	.265
ST. LOUIS	0-1	15.00	4	0	0	0	0	0	3.0	2	5	5	1	0	6	0	1	1	0	.200
<b>MINOR TOTALS</b>	<b>24-25</b>	<b>3.53</b>	<b>85</b>	<b>82</b>	<b>1</b>	<b>1</b>	<b>0</b>	<b>0</b>	<b>394.2</b>	<b>312</b>	<b>180</b>	<b>155</b>	<b>19</b>	<b>17</b>	<b>204</b>	<b>0</b>	<b>542</b>	<b>39</b>	<b>8</b>	<b>.218</b>
<b>MAJOR TOTALS</b>	<b>4-2</b>	<b>2.21</b>	<b>17</b>	<b>6</b>	<b>0</b>	<b>3</b>	<b>0</b>	<b>1</b>	<b>53.0</b>	<b>38</b>	<b>13</b>	<b>13</b>	<b>2</b>	<b>1</b>	<b>31</b>	<b>1</b>	<b>55</b>	<b>4</b>	<b>1</b>	<b>.204</b>

+ Tied for League Lead

# Injury Rehabilitation Assignment

**Note:** Major League Uniforms Worn: 61 (2016), 29 (2018-present)

## REGULAR SEASON FIELDING RECORD

Position	PCT	G	PO	A	E	TC	DP
Pitcher	.714	17	0	5	2	7	0

## REGULAR SEASON BATTING RECORD

Year Team	AVG	G	AB	R	H	2B	3B	HR	RBI	SH	SF	HBP	BB	IBB	SO	SB	CS	GDP	SLG	OBP	E
2019 ST. LOUIS	.000	4	0	0	0	0	0	0	0	0	0	0	0	0	0	0	0	0	.000	.000	0
<b>MAJOR TOTALS</b>	<b>.067</b>	<b>17</b>	<b>15</b>	<b>0</b>	<b>1</b>	<b>0</b>	<b>0</b>	<b>0</b>	<b>1</b>	<b>1</b>	<b>0</b>	<b>0</b>	<b>0</b>	<b>0</b>	<b>6</b>	<b>0</b>	<b>0</b>	<b>1</b>	<b>.067</b>	<b>.067</b>	<b>2</b>

## CAREER TRANSACTIONS

- Signed by the Cardinals as a non-drafted free agent, December 3, 2012.
- On St. Louis disabled list (right elbow surgery), March 30, 2017 - end of season.
- On St. Louis disabled list (right elbow surgery), March 26 - May 29, 2018; included injury rehabilitation assignments at Peoria (A), Palm Beach (High-A), Springfield (AA), and Memphis (AAA).
- On St. Louis disabled list (right latissimus dorsi strain), May 31, 2018 - end of season.

## 2019 SEASON HIGHS

**Most IP:** 1.0, twice. Last: 4/5 vs. San Diego  
**Most Strikeouts:** 1, 3/31 at Milwaukee  
**Most Walks:** 3, 4/5 vs. San Diego  
**Most Hits Allowed:** 1, twice. Last: 4/5 at San Diego  
**Longest Scoreless Streak:** 1.0 IP, 3/29

## CAREER HIGHS

**Most IP (Starter):** 7.0, 9/18/16 at San Francisco  
**Most IP (Relief):** 4.1, 9/13/16 vs. Chicago Cubs  
**Most Strikeouts (Starter):** 7, 9/2/16 at Cincinnati  
**Most Strikeouts (Relief):** 6, 9/7/16 at Pittsburgh  
**Most Walks (Starter):** 4, 8/27/16 vs. Oakland  
**Most Walks (Relief):** 6, 9/13/16 vs. Chicago Cubs  
**Most Runs Allowed (Starter):** 3, 9/24/16 at Chicago Cubs  
**Most Runs Allowed (Relief):** 3, 4/5/19 vs. San Diego  
**Most Hits Allowed (Starter):** 7, 9/29/16 vs. Cincinnati  
**Most Hits Allowed (Relief):** 2, twice. Last: 9/7/16 at Pittsburgh  
**Most HRs Allowed:** 1, twice. Last: 4/5/19 vs. San Diego  
**Longest Winning Streak:** 3 games, 9/13/16-9/24/16  
**Longest Scoreless Streak:** 13.1 IP, 8/9-8/27/16  
**Last Relief Appearance:** 4/5/19 vs. San Diego

## CAREER NOTES

- After making his Major League debut in 2016, has missed the majority of the past three seasons (2017-19) due to injuries to his right elbow, right lat muscle, left pinkie finger, and right pectoral area.
- Rated as the Cardinals No. 1 prospect by *Baseball America* and *MLB.com* for four consecutive seasons (2016-19).
- Recognized as having the "Best Fastball" and "Best Curveball" in the Cardinals organization by *Baseball America* for three seasons (2017-19).
- His 54 career strikeouts in his first 13 games were the most by a Cardinals rookie since Luke Weaver's 60 (49.2 IP) in 2017. Later surpassed by Jack Flaherty in 2018.
- His 1.44 ERA in his first 13 career Major League games (2016, '18) is the best since the Reds' Pat Zachry posted a 1.34 mark in 1976 and the best by a Cardinals rookie since Marv Goodwin's 1.15 mark in 1917 (min. 50.0 IP).
- Is a career 3-0 with a 2.19 ERA vs. the Chicago Cubs. Was the only MLB pitcher with three wins vs. the Cubs in 2016 and the first Cardinals rookie pitcher with three wins vs. the Cubs since Brooks Lawrence went 3-0 in 1954.
- 2015 Cardinals Minor League Co-Pitcher of the Year with Austin Gomber.
- Selected as the starting pitcher for the World Team at the 2016 SiriusXM All-Star Futures Game during All-Star Week in San Diego.
- Has struck out 32.3% of 1,677 total batters faced (542 strikeouts) over 394.2 career minor league innings pitched (12.4 K/9 IP).

- Posted double-digit strikeouts 14 times over 82 career minor league starts with a career-high of 13 at three different levels (vs. Dunedin at High-A-Palm Beach in 2015; vs. NW Arkansas at AA-Springfield in 2018; vs. Oklahoma City at AAA-Memphis in 2018).
- During his May 2018 rehab assignments while recovering from Tommy John surgery, tied Springfield's (AA) single-game strikeout record (13) and set a 116-year old Pacific Coast League record of striking out nine in a row for Memphis.

## 2019

- Made the Opening Day roster and pitched in four games out of the St. Louis bullpen during injury-shortened season.
- Allowed five runs with one strikeout and six walks over 3.0 innings before being optioned to Memphis (AAA) on 4/7.
- Appeared in 12 games (nine starts) between Memphis and Palm Beach (High-A) while suffering injuries to his left pinkie finger bone and right pectoral muscle.
- After 4/25 start at Omaha (2.2 IP, 3 R), broke the pinkie bone in his non-throwing hand after punching a wall in frustration.
- Placed on the seven-day Injured List with Memphis on 4/28.
- Re-assigned to Palm Beach on 5/23 and made a pair of starts.
- Returned to Memphis on 6/2.
- Strained his right pectoral muscle during his 6/23 start at Oklahoma City, and missed the remainder of the season.

**2018**

- Began the season on the disabled list returning from Tommy John surgery and made his first Major League start of the season at Milwaukee on May 30.
- Made only one Major League start, coming at Milwaukee (5/30), pitching 4.0 scoreless innings of three-hit ball with two walks and two strikeouts in a no-decision.
- Exited the game after 73 pitches and was placed on the 10-day disabled list the next day with a right lat strain ending his season.
- Underwent surgery on 6/6 by Dr. Anthony Romeo in Philadelphia to re-attach the tendon to the strained latissimus dorsi muscle in the upper right side of his back.
- His start vs. Milwaukee was his first Major League start and appearance since September 29, 2016 vs. Cincinnati, after missing all of 2017 and the first two months of the 2018 season.
- Was 3-0 with a 0.00 ERA tossing 23.0 scoreless innings allowing seven hits with 44 strikeouts in four rehab starts at every Cardinals active minor league affiliate.
- Made his first rehab start vs. Jupiter (5/9) while pitching for Palm Beach (A). Allowed four hits including two doubles, while pitching 3.1 scoreless innings with six strikeouts in a no decision.
- Struck out 12 batters over 5.0 scoreless innings allowing one hit and two walks covering 80 pitches in his second rehab start vs. Clinton (5/14) while pitching for Peoria (A). Was one strikeout shy of his career minor league high and had only four pitches put in play during the game.
- Matched the Springfield franchise record with 13 strikeouts over 7.2 scoreless innings of one-hit baseball in a 1-0 win, tossing 93 pitches vs. Northwest Arkansas (5/19).
- Fired 7.0 scoreless innings of one-hit ball on 5/24, extending his scoreless streak to 23.0 innings during his four rehab starts. Struck out 13 batters for the second consecutive rehab start, this time at Memphis (AAA), facing Oklahoma City (Dodgers).
- At one point, struck out nine straight to set the 116-year old Pacific Coast League record.

**2017**

- Missed the entire season following Tommy John ligament replacement surgery on his right elbow in February.

**2016**

- Appeared in 12 games (five starts) in St. Louis going 4-1 with a 1.57 ERA one save and 52 strikeouts in 46 innings.
- Made his Major League debut vs. CIN (8/9) in the 9th inning and struck out Adam Duvall as his first opposing batter en route to a perfect inning; marked his first relief appearance in professional baseball.
- Earned his first MLB win at Chicago (8/13) throwing 3.0 scoreless innings of relief allowing one hit with three strikeouts.
- Struck out a batter in every start or appearance with a season-high seven over 6.0 innings vs. Cincinnati (9/2).
- Won three straight decisions (9/13-24) with two starts.

**AWARDS & HONORS**

**Cardinals Minor League Pitcher of the Year**  
2015: Springfield (AA) & Palm Beach (High-A)

**Cardinals Minor League Pitcher of the Month**  
2015: Palm Beach (High-A) - April

**Texas League Pitcher of the Week**  
2015: Springfield (AA) - August 10-17

**Florida State League Mid-Season All-Star**  
2015: Palm Beach (High-A)

**Baseball America Class High-A All-Star**  
2015: Palm Beach (High-A)

**Arizona Fall League Rising Star**  
2015: Surprise

**All-Star Future Games Selection**  
2016: World Team (Dominican Republic)  
2015: World Team (Dominican Republic)

**CAREER MILESTONES**

**Major League Debut**  
August 9, 2016 vs. Cincinnati

**First Major League Start**  
August 27, 2016 vs. Oakland

**First Major League Win**  
August 13, 2016 at Chicago Cubs

**First Major League Save**  
August 19, 2016 at Philadelphia

**First Major League Strikeout**  
August 9, 2016 vs. Cincinnati  
(9th inning, Adam Duvall, swinging)

- Surrendered one home run on the season, coming via Jung Ho Kang at Pittsburgh (9/7).
- Threw career-high 7.0 scoreless inn. at SF (9/18), holding the Giants to four hits with two walks and six strikeouts.
- Earned his first MLB save at PHI (8/19), throwing a scoreless frame in a Cardinals 4-3 win in 11 innings over the Phillies.
- His 52 strikeouts were the most by a Cardinals rookie in his first 12 career games since Joe Magrane's 53 (81.2 IP) in 1987.
- His 1.57 ERA in his first 12 career Major League games was the best (min. 46.0 IP) since the Reds' Pat Zachry posted a 1.17 mark in 1976 and the best by a Cardinals rookie since Al Brazle's 1.50 mark in 1943. His ERA was also the lowest among MLB rookies (min. 46.0 IP).

- Limited right-handed batters to a .170 average (16-94) with a .120 BA (9-75) with runners on base and .132 (5-38) w/RISP.
- Was 2-0 with a 2.20 ERA in five starts and 2-1 with an 0.52 ERA in seven relief outings covering 17.1 innings.
- Did not allow a run through his first 13.1 innings, the streak ranked as the 3rd-longest in franchise history for a rookie to begin his career (Von McDaniel, 19.0 IP, 1957 & Pat Perry, 16.1 IP, 1985).
- His first MLB start came vs. OAK (8/27), throwing 4.1 innings allowing one run in a no-decision (STL lost, 3-2).
- Posted the 4th-lowest ERA (1.97) in the National League during the month of September (3-1, 32.0 IP).
- Threw 4.1 scoreless innings in relief vs. CHI (9/13) in a 4-2 win, walking six. Marked the first time a Cardinals relief pitcher walked six or more in 4.1 IP or less and first with more than 4.1 IP since 1950 (Cloyd Boyer, 7.2 IP) at NYG at the Polo Grounds in a 2-0 STL win.
- Picked up his first hit with a single to right field off Trevor Williams (9/7) at PIT. Collected his first RBI vs. Cincinnati (9/29) on a ground out scoring Aledmys Diaz.
- Was the first Cardinals rookie pitcher to tally two wins at Wrigley Field since Cris Carpenter (1989).
- Named as the starting pitcher for the World Team at the All-Star Futures Game in San Diego. Struck out four batters over 1.2 innings (38 pitches/23 strikes).
- Made 14 starts at Memphis (AAA) going 2-3 with a 4.96 ERA in 65.1 innings with 93 strikeouts.
- Ranked 2nd among Cardinals minor league pitchers with 12.81 strikeouts/9 IP.
- Rated as the PCL's No. 1 prospect by *Baseball America* following the season. Also recognized as having the league's "Best Fastball" by league managers in the Best Tools" survey by the same publication.

## MINOR LEAGUE HIGHLIGHTS

- Named **2015** Cardinals Minor League Co-Pitcher of the Year with Austin Gomber.
- Recognized as the Cardinals Minor League Pitcher of the Month in April.
- Selected to the Florida State League All-Star Game.
- Named Top Prospect in the Florida State League by *Baseball America*.
- Named Texas League Pitcher of the Week (8/10-8/17).
- Selected to the Arizona Fall League Rising Stars Game, but did not pitch.
- Ranked 12th in the Florida State League in strikeouts (96) despite making only 13 starts.
- Struck out a career-high 13 over 6.0 innings vs. Dunedin (6/17/15), a mark that was T4th among all minor league pitchers in 2015.
- Led Cardinals Minor League pitchers in strikeouts (151) and strikeouts/9 IP (13.41) while ranking in the Top 10 in games started (22, T8th), ERA (2.49, 5th), opponent BA (.197, 2nd) and Toughest to HR Off (414.0 TBF/HR).
- Rated as the Florida State League's No. 1 prospect by *Baseball America* following the 2015 season.
- Made four starts for Surprise in the Arizona Fall League going 0-1 with a 3.60 ERA and 14 strikeouts in 15.0 innings
- Suspended for the final 10 games of the Arizona Fall League as part of a 50-game suspension that carried into 2016 for the use of a drug of abuse.
- Led all **2014** Cardinals minor league pitchers with 137 strikeouts and ranked 8th in strikeouts/9 IP (11.28).
- Ranked 5th in the Midwest League in strikeouts, 3rd in walks (61) and T1st in balks (3).
- Listed as the Top Prospect in the Midwest League and the No. 2 prospect in the Cardinals organization by *Baseball America* following the season.
- Ranked T3rd in the **2013** Appalachian League in wins (6), 5th in strikeouts (68), T3rd in games started (12) and 2nd in strikeouts/9 IP (10.49).
- Rated as the No. 7 prospect in the Cardinals organization by *Baseball America* after the 2013 season.

## BACKGROUND/PERSONAL

- Played high school baseball at Elizabeth (N.J.) High School.
- Moved to the Dominican Republic in 2011 where he was signed as a non-drafted free agent.
- Has a daughter, Aleyka.
- Resides in Coconut Creek, Fla.



# GRIFFIN ROBERTS

95

HEIGHT	WEIGHT	BATS/THROWS	BIRTH DATE	ML SERVICE
6-3	210	R/R	6/13/1996	0.000

**FULL NAME:** Griffin Daniel Roberts

**BORN:** Midlothian, Virginia

**OPENING DAY AGE:** 23 (Turns 24 on June 13)

**BECAME CARDINAL:** Selected in the Competitive Balance Round A (43rd overall) of the June, 2018 First-Year Player Draft.

**CONTRACT STATUS:** Signed through 2020

**PITCHER (NON-ROSTER)**


## COMPLETE RECORD

Year Team	W-L	ERA	G	GS	CG	GF	SHO	SV	IP	H	R	ER	HR	HBP	BB	IBB	SO	WP	BK	BA
2018 Palm Beach	0-0	0.00	1	0	0	0	0	0	1.0	0	0	0	0	0	0	0	2	0	0	.000
GCL Cardinals	0-1	6.23	7	2	0	1	0	1	8.2	6	7	6	0	2	4	0	11	1	0	.194
2019 Palm Beach	1-7	6.44	15	13	0	0	0	0	65.2	79	53	47	3	*17	35	0	36	3	0	.305
<b>MINOR TOTALS</b>	<b>1-8</b>	<b>6.33</b>	<b>23</b>	<b>15</b>	<b>0</b>	<b>1</b>	<b>0</b>	<b>1</b>	<b>75.1</b>	<b>85</b>	<b>60</b>	<b>53</b>	<b>3</b>	<b>19</b>	<b>39</b>	<b>0</b>	<b>49</b>	<b>4</b>	<b>0</b>	<b>.290</b>

\* Led League

### CAREER NOTES

- Participated in early workouts and seminars as part of the Cardinals two-week Instructional Camp in January 2020.
- Enters the 2020 season ranked as the No. 27 prospect in the Cardinals organization by *Baseball America*.
- Was suspended for 50 games to begin the 2019 season for violation of Major League Baseball's banned substance policy.
- Led the Florida State League with 17 hit batsmen in 2019.
- Set the Wake Forest University school record for strikeouts/9 IP in a career and single-season.
- Has allowed three home runs to 319 total batters faced in his two-year minor league career.

### 2019

- Was suspended for the first 50 games of the season for violation of Major League Baseball's banned substance policy.
- Began season on June 1 in the Florida State League with Palm Beach (A), appearing in 15 games (13 starts).
- Struck out a season-high six batters twice (vs. Charlotte 6/7 & at Bradenton 8/29).
- Led the Florida State League in hit batsmen with 17, posting five games with multiple hit batters and a season-high three vs. Clearwater (8/10). Ranked 2nd among Cardinals minor league pitchers.
- Made two relief appearances, his first appearance of the season at Florida (6/1) and vs. Fort Myers (8/23) coming on in relief of Austin Gomber, on site for a rehabilitation start.
- Had four starts of 6.0 innings or more with a season-best 6.0 scoreless innings of three hit ball for his first professional win, coming at Charlotte (8/4).

### CAREER TRANSACTIONS

- Selected by the Minnesota Twins in the 29th round (856th overall) of the June 2017 First-Year Player Draft, but did not sign.
- Selected by the St. Louis Cardinals in the first round Competitive Balance Round A (43rd overall) of the June 2018 First-Year Player Draft.
- Suspended for the first 50 games of the 2019 season for violating Major League Baseball's banned substance policy.



- Lost the first seven decisions of his minor league career dating back to 2018.
- Made four starts for Glendale in the Arizona Fall League posting an 0-1 record with a 3.07 ERA, striking out 13 batters in 14.2 innings.

## 2018

- Appeared in eight games, making two starts in his first professional season starting at the Gulf Coast League (R) level before finishing the season in Palm Beach (A).
- Allowed runs in only two of his appearances and hits in 4-of-8.
- Did not allow a home run to 40 total batters faced.
- Threw 2.0 innings in a relief appearance during the Gulf Coast League playoffs allowing an unearned run with three strikeouts.
- Threw a scoreless inning in one appearance in the Florida State League playoffs.

## BACKGROUND/PERSONAL

- Graduated from James River High School in Milothian, Va.
- Played college baseball at Wake Forest University where he broke the school record for strikeouts/9 IP in a career (12.39) and single-season (13.50) in 2017.
- Named 2nd Team All-Atlantic Coast Conference in 2018 and was a three-time ACC Pitcher of the Week.
- Led the ACC with 130 strikeouts and ranked 9th in the NCAA in 2018, posting the 2nd-highest season mark in Demon Deacons history.
- Pitched for the Amsterdam Mohawks in the 2016 Perfect Game Collegiate Baseball League. The Mohawks had the best record in the league while Roberts was 4-1 with a 3.34 ERA in eight appearances (7 starts), striking out 41 over 35.0 innings.
- Originally selected by the Minnesota Twins in the 29th round of the June, 2017 First-Year Player Draft, but did not sign.
- Resides in Hartfield, Virginia.





# JULIO RODRÍGUEZ

71

HEIGHT	WEIGHT	BATS/THROWS	BIRTH DATE	ML SERVICE
6-0	245	R/R	6/11/1997	0.000

**FULL NAME:** Julio Estebán Rodríguez

**BORN:** Santiago de los Caballeros, Dominican Republic

**OPENING DAY AGE:** 22 (Turns 23 on June 11)

**BECAME CARDINAL:** Signed as an international free agent, January 26, 2016

**CONTRACT STATUS:** Signed through 2020

**CATCHER (NON-ROSTER)**



## COMPLETE RECORD

Year Team	AVG	G	AB	R	H	2B	3B	HR	RBI	SH	SF	HBP	BB	IBB	SO	SB	CS	GDP	SLG	OBP	E
2016 DSL Cardinals	.322	40	143	30	46	10	3	7	37	0	5	3	19	0	19	0	0	3	.580	.400	2
2017 Palm Beach	.000	1	3	0	0	0	0	0	0	0	0	0	0	0	0	0	0	1	.000	.000	0
Johnson City	.280	47	182	28	51	14	1	5	36	0	1	1	17	0	31	0	0	4	.451	.343	2
2018 Peoria	.258	76	291	26	75	15	2	8	47	0	2	0	13	1	60	0	0	12	.405	.288	3
2019 Springfield	.222	14	45	2	10	1	0	1	7	0	0	0	2	0	15	0	0	1	.311	.255	0
Palm Beach	.276	71	268	28	74	14	0	7	31	0	1	2	16	2	53	0	0	11	.407	.321	10
<b>MINOR TOTALS</b>	<b>.275</b>	<b>249</b>	<b>932</b>	<b>114</b>	<b>256</b>	<b>54</b>	<b>6</b>	<b>28</b>	<b>158</b>	<b>0</b>	<b>9</b>	<b>6</b>	<b>67</b>	<b>3</b>	<b>178</b>	<b>0</b>	<b>0</b>	<b>32</b>	<b>.436</b>	<b>.324</b>	<b>17</b>

## CAREER NOTES

- Has thrown out 40.7% (99 CS/243 SB ATT) of attempted basestealers over four years of professional baseball.
- 2019 Florida State League (High-A) Mid-Season All-Star.
- Enters the 2020 season rated by *Baseball America* as the No. 15 prospect and "Best Defensive Catcher" in the Cardinals organization

## AWARDS & HONORS

**Florida State League Mid-Season All-Star**  
2019: Palm Beach (A)

**Florida State League Player of the Week**  
2019: Palm Beach (A) - May 6-12

## 2019

- Played in a career-high 85 games between Palm Beach (A) and Springfield (AA), recording career-highs in hits (84), and matching career-highs in runs (30), home runs (8) and doubles (15).
- Carried a .300 batting average from April 20 until June 10, topping out at .395 on April 23.
- Named a Florida State League (High-A) Mid-Season All-Star, starting for the South squad at catcher and batting sixth in the lineup (0-for-1).
- Named FSL Player of the Week (5/6-12), batting .529 (8-15) with 2 HR, 4 RBI and a pair of three-hit games.
- Ran off an 11-game hitting streak (4/28-5/16), batting .395 (17-43) with 2 HR, 8 RBI, including four multi-hit games and three straight games with two RBI (5/4-7).
- Homered in consecutive games three times during the season.
- Batted .361 (26-72) with runners in scoring position over the course of the season.
- Finished the season playing 14 games in Springfield and homered in his final game of the season vs. Midland (9/2).
- Ranked 7th among Florida State League catchers with 24 caught stealing. Threw out 31.9% (29 CS/91 SB ATT) of attempted base stealers between Palm Beach and Springfield.
- Played in 15 games for Escogido in the Dominican Winter League batting .200 (9-45).

## 2018

- Played in 76 games at Peoria (A). Made three starts at first base and was flawless in 12 total chances.
- Ranked 2nd among Midwest League catchers throwing out 46.8% (36 CS/77 SB ATT) of attempted base stealers.
- Hit two home runs vs. Clinton (5/14), with the two solo shots in consecutive plate appearances (2nd & 4th).
- Posted a 10-game hitting streak (6/1-23) batting .333 (13-39) with nine games with one hit and one game with a season-high four hits.
- Ran off an eight-game hitting streak (4/22-5/3) batting .412 (14-34) with 4 HR and 12 RBI during the streak and included four straight multi-hit games (4/26-5/2) and six straight games with an RBI (4/25-5/3).
- Had three straight multi-RBI games (7/2-4).
- Finished the season on a six-game hitting streak (8/22-9/2).
- Started one game at catcher and was 1-for-3 with a walk in the Midwest League playoffs.

## 2017

- Hit safely in 33-of-47 games at Johnson City (R) with 14 multi-hit games.
- Posted a career-high 12-game hitting streak (8/3-20) batting .388 (19-49) during the stretch.
- Had a career-high 5 RBI vs. Elizabethton (8/12) as part of a three-game series totaling 10 RBI (8/12-15).
- Threw out 48.5% (16 CS/33 SB ATT) of attempted basestealers on the season.

## 2016

- Hit safely in each of his first nine professional games in the Dominican Summer League (13-38, .342).
- Batted .571 (12-21) over five games from 8/9-15 with 3 HR and 12 RBI, posting four games with three or more hits (8/13 vs. DSL Tigers, 4 hits).
- Threw out 42.9% (18 CS/42 SB ATT) of attempted basestealers.

## BACKGROUND/PERSONAL

- Resides in Santiago de los Caballeros, Dominican Republic.





# ANGEL RONDÓN

(ahn-hell ron-DOHN)

# 89

HEIGHT	WEIGHT	BATS/THROWS	BIRTH DATE	ML SERVICE
6-1	205	R/R	12/1/1997	0.000

**FULL NAME:** Angel Miguel Rondón

**BORN:** Higuey, Dominican Republic

**OPENING DAY AGE:** 22

**BECAME CARDINAL:** Signed as an international free agent, January 6, 2016

**CONTRACT STATUS:** Signed through 2020

**PITCHER (NON-ROSTER)**



## COMPLETE RECORD

Year	Team	W-L	ERA	G	GS	CG	GF	SHO	SV	IP	H	R	ER	HR	HBP	BB	IBB	SO	WP	BK	BA
2016	DSL Cardinals	2-2	2.79	14	7	0	1	0	1	42.0	39	18	13	0	5	13	0	50	3	1	.236
2017	GCL Cardinals	3-3	2.64	11	8	0	0	0	0	47.2	46	20	14	2	2	17	0	41	2	0	.254
	Johnson City	0-0	6.75	1	1	0	0	0	0	4.0	6	3	3	2	1	3	0	5	1	0	.353
	DSL Cardinals	0-1	4.76	2	2	0	0	0	0	5.2	4	3	3	0	2	3	0	6	0	0	.211
2018	Peoria	3-2	2.90	10	10	0	0	0	0	59.0	49	29	19	7	4	17	0	57	4	2	.220
	State College	0-4	3.72	5	5	0	0	0	0	29.0	29	12	12	3	2	7	0	23	0	1	.264
2019	Springfield	6-6	*3.21	20	20	0	0	0	0	115.0	99	45	41	11	5	42	2	112	5	1	*.230
	Palm Beach	5-1	2.20	8	8	0	0	0	0	45.0	26	11	11	3	2	17	0	47	3	0	.165
<b>MINOR TOTALS</b>		19-19	3.01	71	61	0	1	0	1	347.1	298	141	116	28	23	119	2	341	18	5	.229

\* Led League

## CAREER NOTES

- Enters the 2020 season ranked by *Baseball America* as the No. 16 prospect in the Cardinals organization.
- Participated in early workouts and seminars as part of the Cardinals two-week Instructional Camp in January.
- 2019 Cardinals Minor League Pitcher of the Year.
- 2019 Texas League ERA Champion (3.21).
- Tied for the Minor League lead in game started (28) in 2019.
- Has held his opposition to one run or fewer in 21 of 61 career starts over his minor league career.
- Only 25% of his career hits allowed have gone for extra-bases (75-of-298).
- After alternating between a starting pitcher and relief over his first two seasons, has started 44 straight games beginning on August 30, 2017, with the GCL Cardinals.
- Is 16-17 with a 3.14 in 61 career starts and 3-2 with a 1.37 ERA in 10 career relief appearances.

## 2019

- Made a career-high 28 starts between Palm Beach (A) and Springfield (AA), tied for the Minor League lead and Cardinals minor league lead.
- Honored as the 2019 Cardinals Minor League Pitcher of the Year.
- Was selected as a Florida State League Mid-Season All-Star, but did not pitch in the game due to a promotion to Springfield on May 17.
- Ranked among Cardinals minor league leaders in ERA (3.21, 3rd), wins (11, T2nd), strikeouts (159, 2nd), innings pitched (160.0, 2nd), opponent BA (.230 4th), WHIP (1.23, T3rd) and winning percentage (.500, 6th).
- Led the Texas League in ERA (3.21) and opponent BA (.230) and ranked in the Top 10 in strikeouts (112, 10th), WHIP (1.23, 2nd) and winning percentage (.500, T4th).
- Named Texas League Pitcher of the Week (6/24-30).
- Fanned season-high 10 over 7.0 IP vs. NW Arkansas (6/30).
- Held his opponents to six hits or less in 24-of-28 starts and one run or less in 14 starts.



## 2018

- Began the season on June 17 in State College (A) before a promotion to Peoria (A) after five starts.
- Threw six straight starts of 6.0 innings or more at Peoria.
- Ranked 8th among Cardinals minor league pitchers with a 3.17 ERA and a .234 opponent batting average against.
- Struck out a career-high 11 batters over 6.2 innings vs. Wisconsin (7/25).
- Pitched a career-high 7.2 innings vs. Lake County (7/13) dispatching the Captains in only 92 pitches while limiting them to one run scattering five singles.
- Went 3-0 in July with a 3.08 ERA over four starts.

## 2017

- Began the season in the Dominican Summer League (R) making two starts before landing state-side where he would make one start for Johnson City before finishing his season with the Gulf Coast League Cardinals (R).
- Ranked 3rd in the Gulf Coast League in ERA (2.64).
- Started the final game of the season at GCL Astros (8/30), beginning a stretch of 44 straight appearances as a starting pitcher.

## AWARDS & HONORS

### Cardinals Minor League Pitcher of the Year

2019: Springfield (AA)/Palm Beach (A)

### Florida State League Mid-Season All-Star

2019: Palm Beach (A)

### MiLB.com Organization All-Star

2019: St. Louis

### Texas League Pitcher of the Week

2019: Springfield (AA) - June 24-30

## 2016

- Made 14 appearances with seven starts in the Dominican Summer League (R). Was 1-1 with a 3.54 ERA in seven starts and 1-1 with a 1.29 ERA and one save in seven relief outings.
- Struck out season-high eight in 5.0 IP at DSL Braves (7/22).
- Locked down the only save of his career, tossing a scoreless inning at DSL Nationals (6/17).

## BACKGROUND/PERSONAL

- Resides in Higuey, Dominican Republic.







# RICARDO SÁNCHEZ

# 64

HEIGHT	WEIGHT	BATS/THROWS	BIRTH DATE	ML SERVICE
5-10	220	L/L	4/11/1997	0.000

**FULL NAME:** Ricardo José Sánchez

**BORN:** Puerto Cabello, Venezuela

**OPENING DAY AGE:** 22 (Turns 23 on April 11)

**BECAME CARDINAL:** Claimed off waivers from the Seattle Mariners, February 6, 2020

**CONTRACT STATUS:** Signed through 2020

**PITCHER**



## COMPLETE RECORD

Year	Team	W-L	ERA	G	GS	CG	GF	SHO	SV	IP	H	R	ER	HR	HBP	BB	IBB	SO	WP	BK	BA
2014	AZL Angels	2-2	3.49	12	9	0	0	0	0	38.2	40	22	15	0	5	22	0	43	5	3	.258
2015	Rome	1-6	5.45	10	10	0	0	0	0	39.2	37	28	24	3	6	21	0	31	2	5	.250
2016	Rome	7-10	4.75	24	23	0	0	0	0	119.1	119	72	63	14	5	54	0	103	7	3	.268
2017	Florida	4-12	4.95	22	21	0	0	0	0	100.0	117	65	55	10	3	46	1	101	6	7	.288
2018	Mississippi	2-5	4.06	13	13	1	0	1	0	57.2	65	32	26	3	2	24	0	44	4	0	.286
	Danville	1-0	3.09	2	2	0	0	0	0	11.2	11	5	4	1	2	3	0	9	1	0	.239
	GCL Braves	0-0	2.08	1	1	0	0	0	0	4.1	3	1	1	0	1	1	0	4	0	1	.176
2019	Arkansas	8-12	4.44	27	*27	0	0	0	0	146.0	157	77	72	10	6	38	0	135	4	5	.279
<b>MINOR TOTALS</b>		<b>25-47</b>	<b>4.52</b>	<b>111</b>	<b>106</b>	<b>1</b>	<b>0</b>	<b>1</b>	<b>0</b>	<b>517.1</b>	<b>549</b>	<b>302</b>	<b>260</b>	<b>41</b>	<b>30</b>	<b>209</b>	<b>1</b>	<b>470</b>	<b>29</b>	<b>24</b>	<b>.274</b>

\* Led League

## CAREER TRANSACTIONS

- Signed by the Los Angeles Angels as an international free agent, July 2, 2013.
- Acquired by Atlanta Braves from the Los Angeles Angels in exchange for RHP Nate Hyatt and INF Kyle Kubitz, January 8, 2015.
- Acquired by the Seattle Mariners from the Atlanta Braves in exchange for cash considerations, November 29, 2018.
- Acquired by the St. Louis Cardinals as a waiver claim, February 6, 2020.

## CAREER NOTES

- Joined the Cardinals organization as a waiver claim, five days prior to pitchers and catchers reporting in 2020.
- Has played in the Angels, Braves and Mariners organizations prior to the Cardinals.
- 2019 Texas League Mid-Season All-Star.
- Was rated as the Angels' No. 2 prospect by *Baseball America* when he was traded to the Braves prior to the 2015 season.

## AWARDS & HONORS

**Texas League Mid-Season All-Star**  
2019: Arkansas (AA)

- Had his 2017 season cut short by a left rotator cuff strain. Was on the injured list in 2018 again with a left shoulder strain. Had two stints on the injured list in 2015 with the Braves.

## 2019

- Pitched the entire season in Arkansas (AA) in his first season with the Mariners organization posting career-highs in wins, innings pitched and strikeouts.
- Named a Texas League All-Star, pitching 1.0 inning and allowing a run for the North squad.
- Led the Texas League in games started (27), while ranking in the Top 10 in strikeouts (135, 2nd), wins (8, T2nd), ERA (4.44, 8th), innings pitched (146.0, 2nd), opponent BA (.279, 9th) and WHIP 1.43, 3rd).
- Ranked among Mariners minor league leaders in ERA (4.44, 6th), games started (27 4th), innings pitched (146.0, 5th), opponent BA (.279, 6th), WHIP (1.43, 7th) and winning percentage (.400 (6th).
- Struck out a season-high nine batters twice, at Tulsa (6/8) and at Springfield (7/13).
- Did not eclipse 100 pitches in any of his 27 starts and threw a season-high 7.0 innings on six different occasions.
- Held the opposition to one run or less in 11 starts with six scoreless.
- Began the season 4-1 with an 0.84 ERA in five April starts, allowing just three earned runs.
- Made one start in the Texas League playoffs and received a no decision allowing just one run on six hits over 5.0 innings vs. Tulsa (9/4) in a come-from-behind win.

## 2018

- Made two starts before landing on the injured list with a left shoulder strain (4/18-7/4). Made three rehab starts with Danville (R) and GCL Braves (R).
- Combined to post 3-5 mark with a 3.79 ERA over his 16 starts.
- His 16 starts were his fewest since 10 in an injury-shortened season with Rome (A) in 2015.
- Finished the season 1-1 with a 1.78 ERA over his final six starts, holding his opposition to two earned runs or less with two scoreless starts.
- Threw a 5.0-inning shutout vs. Biloxi (7/4).
- Was traded to the Seattle Mariners in exchange for cash considerations following the season (11/29).
- Made 11 starts for Magallanes (0-2, 5.06 ERA) in the Venezuelan Winter League.

## 2017

- Ranked T10th among Braves minor league pitchers with 21 games started.
- Established a career-high with 12 losses, holding his opposition to four runs or less in seven of those starts.
- Landed on the injured list with a left rotator cuff strain, ending his season after his start at Jupiter (8/13).
- Was the youngest pitcher and 2nd-youngest player on an Opening Day roster in the Florida State League at 20 years old, trailing only teammate Ronald Acuna, Jr.

## 2016

- Ranked among Braves minor league leaders in ERA (4.75, 7th), wins (7, T8th), strikeouts (103, 10th), game started (23, 8th), innings pitched (119.1, 9th), opponent BA (.268, 5th) and WHIP (1.45, 6th).
- Struck out a career-high 11 batters over 7.0 innings allowing just one hit, a solo home run in the 1st inning, at Lexington (7/1).
- Compiled a 14.0-inning scoreless streak from 7/1-12.

## 2015

- Acquired by the Braves in a trade (1/8), sending RHP Nate Hyatt and INF Kyle Kubitz to the Angels.
- Entered the season as the Braves No. 8 prospect according to *Baseball America*.
- Was on the injured list twice from 4/30-6/7 (right calf strain) and 7/10-end of the season (left elbow sprain).
- Hurlled 10.0 consecutive scoreless innings over two starts at Greenville (4.0 IP) on June 13 and vs. Hickory (6.0 IP) on June 18.

## 2014

- Made his professional debut tossing one inning in relief on 6/20 at AZL Athletics as a 17-year old.
- Threw 4.0 scoreless innings of two-hit ball in relief in his final appearance of the season vs. AZL Brewers (8/26).

## BACKGROUND/PERSONAL

- Resides in Valencia, Venezuela.



# RAMÓN SANTOS

# 78

HEIGHT	WEIGHT	BATS/THROWS	BIRTH DATE	ML SERVICE
6-3	230	R/R	9/20/1994	0.000

**FULL NAME:** Ramon Antonio Santos

**BORN:** Villa Altagracia, Dominican Republic

**OPENING DAY AGE:** 25 (Turns 26 on September 20)

**BECAME CARDINAL:** Signed as an international free agent, January 4, 2012

**CONTRACT STATUS:** Signed through 2020

**PITCHER (NON-ROSTER)**



## COMPLETE RECORD

Year	Team	W-L	ERA	G	GS	CG	GF	SHO	SV	IP	H	R	ER	HR	HBP	BB	IBB	SO	WP	BK	BA
2012	DSL Cardinals	1-2	1.52	16	1	0	7	0	3	29.2	18	7	5	0	2	11	1	24	9	2	.171
2013	DSL Cardinals	3-4	2.48	12	12	0	0	0	0	58.0	52	26	16	1	1	16	0	55	6	1	.240
2014	GCL Cardinals	1-2	4.50	9	6	0	0	0	0	32.0	29	17	16	2	2	16	0	27	2	0	.250
2015	Johnson City	1-6	7.15	12	10	0	0	0	0	45.1	63	44	36	5	3	26	1	23	7	0	.339
2016	Johnson City	3-3	4.53	13	8	0	3	0	1	49.2	59	38	25	5	2	20	0	44	14	0	.282
2017	Palm Beach	5-3	2.81	27	6	0	10	0	3	64.0	66	28	20	3	4	19	0	44	6	2	.281
	Peoria	2-1	3.54	11	0	0	5	0	0	20.1	20	8	8	2	1	7	0	15	1	0	.267
2018	Springfield	0-2	5.49	34	1	0	7	0	0	57.1	67	39	35	6	2	26	0	46	12	0	.289
	Palm Beach	0-1	4.50	4	0	0	0	0	0	4.0	2	2	2	0	0	6	0	1	1	0	.167
2019	Palm Beach	1-1	3.00	34	2	0	9	0	2	57.0	51	21	19	3	2	24	0	65	12	0	.245
<b>MINOR TOTALS</b>		<b>17-25</b>	<b>3.92</b>	<b>172</b>	<b>46</b>	<b>0</b>	<b>41</b>	<b>0</b>	<b>9</b>	<b>417.1</b>	<b>427</b>	<b>230</b>	<b>182</b>	<b>27</b>	<b>19</b>	<b>171</b>	<b>2</b>	<b>344</b>	<b>70</b>	<b>5</b>	<b>.268</b>

## CAREER NOTES

- Is 12-14 with a 3.81 ERA in 46 starts and 5-11 with a 4.05 ERA and nine saves in 126 relief appearances.
- Was a member of Cardinals Minor League Championship teams in back-to-back seasons in 2016 (Johnson City-R) and 2017 (Palm Beach-A).
- Has thrown 70 wild pitches over his eight-year career with a season-high of 14 in Johnson City in 2016.

## 2019

- Averaged a career-high 10.3 strikeouts/9 IP while pitching the entire season for Palm Beach (A).
- Made 20 appearances of four outs or more with a season-high 4.0 innings in relief vs. Lakeland (7/3).
- Did not allow a home run after June 6 covering 39.2 innings and 161 total batters faced.
- Recorded a strikeout in his last 19 appearances of the season (18 in relief).
- Made two spot starts at Fort Myers (7/7, 3.1 IP) and vs. Jupiter (7/13, 4.0 IP).

## AWARDS & HONORS

**Texas League Mid-Season All-Star**  
2018: Springfield (AA)

**Florida State League Pitcher of the Week**  
2017: Palm Beach (A) - Aug. 7-13

**Florida State League Co-Champions**  
2017: Palm Beach (A)

**Appalachian League Champions**  
2016: Johnson City (R)

## 2018

- Tied his career-high with 38 appearances for the second straight season.
- Named a Texas Mid-Season All-Star and threw a scoreless inning with a walk and a strikeout in the game.

- Threw 4.1 innings of no-hit ball with five strikeouts in relief at Tulsa (6/19), his longest career relief outing and tied for his most strikeouts in an appearance in 2018.

## 2017

- Had a career season with single-season highs in appearances (38), wins (7), innings pitched (84.1) and strikeouts (59), between Peoria (A) and Palm Beach (A), combining for a 7-4 record and a 2.99 ERA.
- Started 6 of his last 7 appearances of the season in Palm Beach during their pennant run and was 4-1 with an 0.50 ERA allowing just two earned runs over 36.1 innings.
- Matched his career-high with 7.0 innings pitched twice vs. Daytona (8/30) and vs. Fort Myers (8/8).
- Threw a career-high of 5.0 innings in relief at Tampa (7/26) after Junior Fernández threw a scoreless 1st inning.
- Pitched two-thirds of a scoreless inning in the Florida State League playoffs vs. Fort Myers (9/6) earning a Hold.

## 2016

- Made 13 appearances for Johnson City (R) in his second full season with the affiliate.
- Began the season in the bullpen, making five relief appearances (1-1, 1.17 ERA, 1 SV), before closing out the season with eight consecutive starts (2-2, 6.03 ERA)
- Started Game 1 of the Appalachian League playoffs vs. Burlington (9/6) and earned the win tossing 7.0 innings allowing two runs.

## 2015

- Pitched the entire season in the Appalachian League for Johnson City (R).
- Had a rough season leading the team in losses (6) and highest ERA (7.15).
- Established his career-high with 7.0 innings vs. Greenville (7/17), allowing two runs (1 ER) on four hits in a no decision.

## 2014

- Began the season in the bullpen of the GCL Cardinals (R), but moved to the rotation after three appearances, starting six games.
- Was 1-2 with a 4.67 ERA in six starts and 0-0 with a 3.60 ERA in three relief appearances.
- Started the Gulf Coast League playoff semifinals vs. the GCL Red Sox (8/29) and threw 3.2 innings in a no decision.

## 2013

- Made 12 starts for the Dominican Summer League Cardinals (R) leading the team in innings pitched (58.0) and games started (12).
- Led all Cardinals minor league pitchers in ERA (2.48), while ranking in the Top 10 in opponent BA (.240, 2nd), WHIP (1.17, 2nd) and winning percentage (.429, 7th).
- Struck out a career-high eight batters over 5.2 innings at DSL Nationals (8/24).

## 2012

- Pitched for the Dominican Summer League Cardinals (R) in his first professional season.
- Began his professional career with seven straight scoreless appearances (10.2 IP).
- Threw a season-high 5.0 innings allowing an unearned run in his lone start of the season at DSL Astros (8/11) for his first professional win.
- Was 3-for-3 in save opportunities and tied for the team lead with three Holds.

## BACKGROUND/PERSONAL

- Resides in Villa Altigracia, Dominican Republic.





# MAX SCHROCK

# 55

HEIGHT	WEIGHT	BATS/THROWS	BIRTH DATE	ML SERVICE
5-9	185	L/R	10/12/1994	0.000

**FULL NAME:** Max William Schrock

**BORN:** Tacoma, Washington

**OPENING DAY AGE:** 25

**BECAME CARDINAL:** Acquired from the Oakland Athletics along with INF Yairo Muñoz in exchange for OF Stephen Piscotty, December 14, 2017

**CONTRACT STATUS:** Signed through 2020

**INFILDER (NON-ROSTER)**



## COMPLETE RECORD

Year Team	AVG	G	AB	R	H	2B	3B	HR	RBI	SH	SF	HBP	BB	IBB	SO	SB	CS	GDP	SLG	OBP	E
2015 Auburn	.308	46	172	31	53	10	4	2	14	0	1	0	13	0	16	2	1	1	.448	.355	5
2016 Hagerstown	.326	67	270	46	88	20	2	4	39	0	3	4	22	0	20	15	3	7	.459	.381	8
Potomac	.341	54	232	30	79	11	0	5	29	0	0	3	9	0	22	7	2	3	.453	.373	4
Stockton	.111	2	9	0	1	0	0	0	0	0	0	0	0	0	0	0	0	1	.111	.111	0
Midland	.391	6	23	3	9	1	0	0	3	0	1	0	0	0	0	0	1	1	.435	.375	0
2017 Midland	.321	106	417	55	134	19	1	7	46	0	1	5	34	0	42	4	2	7	.422	.379	6
2018 Memphis	.249	114	417	41	104	22	0	4	42	1	8	7	24	1	36	10	5	3	.331	.296	10
2019 Memphis	.275	85	265	42	73	20	1	2	31	0	0	1	37	0	49	12	2	5	.381	.366	6
<b>MINOR TOTALS</b>	<b>.300</b>	<b>480</b>	<b>1805</b>	<b>248</b>	<b>541</b>	<b>103</b>	<b>8</b>	<b>24</b>	<b>204</b>	<b>1</b>	<b>14</b>	<b>20</b>	<b>139</b>	<b>1</b>	<b>185</b>	<b>50</b>	<b>16</b>	<b>28</b>	<b>.406</b>	<b>.354</b>	<b>39</b>

## CAREER TRANSACTIONS

- Selected by the Arizona Diamondbacks in the 28th round (873rd overall) of the June, 2012 First-Year Player Draft, but did not sign.
- Selected by the Washington Nationals in the 13th round (404th overall) of the June, 2015 First-Year Player Draft.
- Acquired by the Oakland Athletics from the Washington Nationals in a trade for LHP Marc Rzepczynski and cash, August 25, 2016.
- Acquired by the St. Louis Cardinals from the Oakland Athletics along with INF Yairo Muñoz for OF Stephen Piscotty, December 14, 2017.

## CAREER NOTES

- Invited to Major League Spring Training for the third consecutive season (2018-20).
- In his five-year professional career, has appeared defensively at second base (329 games), third base (71 games), shortstop (12 games), and left field (11 games).
- Has stolen 50 bases in 66 attempts (75.7% success rate) in his career.
- Has struck out only 185 times in 1,979 career plate appearances (10.70 TPA/strikeout) over his minor league career (since 2015), ranking 16th in "Toughest to Strike Out" among all minor league players.
- Three-time league championship winner (2018 Pacific Coast League and 2017-18 Texas League).
- Has been selected as the starting second baseman in two Mid-Season All-Star Games (2016 South Atlantic League and 2017 Texas League). Is a combined 4-for-6 with a double, two RBI and two runs scored in the games.
- Led all of Minor League Baseball with 177 hits in 2016 while playing with four different teams in the Nationals (Hagerstown-A & Potomac-High-A) and Athletics (Stockton-High-A & Midland-AA) organizations.
- Has been traded twice in five-year professional career, both times involving players with Cardinals experience (Marc Rzepczynski in 2016 & Stephen Piscotty in 2017).
- Played in the Arizona Fall League for Mesa in 2016.
- Played college baseball at South Carolina University (2013-15), where he was a teammate (freshman) of pitcher Tyler Webb (senior) in 2013.



## 2019

- Was invited to Major League Spring Training for the second consecutive season.
- Entered the season ranked by *Baseball America* as the No. 25 prospect in the Cardinals organization.
- Played injury-shortened season with Memphis (AAA), batting .375/.366/.281 (73-265) with two home runs, 20 doubles, and 31 RBI in 85 games.
- Spent three separate stints on the injured list, missing a combined 38 games from May 8-15 (7 g), June 8-26 (17 g), and July 5-22 (14 g).
- Reached base safely in 63 of 85 games.
- Stole 12 bases in 14 attempts, including swiping third base successfully in all three attempts.
- Batted .323/.399/.449 (41-127) in 43 home games, but .234/.340/.321 (32-137) in 42 road games.
- Hit .303 (63-208) off right-handed pitching (.179, 10-56 off lefties).
- Appeared primarily at third base defensively in a team-leading 56 games, while also playing at second base (10g) and right field (4g).

## 2018

- Was invited to Major League Spring Training but injured his oblique on the first day of practice and did not appear in a game until exhibition games in Montréal. Was 2-for-2 with an RBI triple vs. Toronto (3/26).
- Batted .323 (30-93) in April in Memphis (AAA), leading the Redbirds in hits (30).
- Played in 114 games, starting 76 at second base, 14 at third base and four in left field.
- Ranked as the 2nd Toughest to Strike Out in the Pacific Coast League (12.69 TPA/SO).
- Twice went 10 consecutive games without a strikeout during the season (5/25-6/7 & 6/22-7/2).
- Hit a three-run home run in his first game as a member of the Cardinals organization for Memphis (AAA) at Round Rock (4/5).
- Recorded two stolen bases in a game twice (at Round Rock 4/9 & at Nashville 9/1).
- Played in six Pacific Coast League playoff games, batting .313 (5-16).
- Appeared in the Triple-A Championship game vs. Durham (9/18) and recorded one at-bat.

## 2017

- Played in 106 games at Midland (AA), starting 100 games at second base.
- Named to the Texas League All-Star South Squad as the starting second baseman. Batted No. 5 in the lineup and was 2-for-3 with two runs scored in the South's 10-3 win.
- Named to the Texas League Post-Season All-Star Team.
- Ranked second among Texas League leaders in batting (.321, 4th) and on-base percentage (.379, 3rd).
- Was "Toughest to Strike Out" in the Texas League recording a strikeout once every 10.88 plate appearances.

## AWARDS & HONORS

### Triple-A National Championship

2018: Memphis (AAA)

### Pacific Coast League Championship

2018: Memphis (AAA)

### Texas League Championship

2017: Midland (AA)

2016: Midland (AA)

### Texas League Mid-Season All-Star

2017: Midland (AA)

### Texas League Post-Season All-Star

2017: Midland (AA)

### South Atlantic League Mid-Season All-Star

2016: Hagerstown (A)

### South Atlantic League All-Star Game Top Star

2016: Hagerstown (A)

- Led all Texas League second basemen in fielding percentage (.986), games (101), total chances (436), put outs (173), assists (257) and double plays (83).
- Posted a 35-game errorless streak from (4/26-6/25).
- Hit safely in 20 straight home games from 4/9 to 7/1 (.443, 35-79), leading the Texas League.
- Tallied his first career multi-home run game at Frisco (5/17).
- Played in 10 postseason games and batted .350 (14-40) with two doubles, two RBI and six runs scored, helping Midland to their fourth straight Texas League Championship
- Missed two and one-half weeks (5/31-6/17) of the season with a strained left hamstring.

## 2016

- Played for four different teams (Hagerstown-A, Potomac-A, Stockton-A, Midland-AA) during the 2016 season compiling a .331 batting average with 32 doubles, two triples, nine home runs and 71 RBI over 129 games.
- Led all of Minor League Baseball with 177 hits and ranked 9th in batting among all full-season minor league players.
- Struck out only 42 times, averaging 13.7 plate appearances per strikeout.
- Tallied 57 multi-hit games, including career-highs with a pair of five-hit efforts (5-for-5, 5 RBI at Lakewood 4/19 and 5-for-6 at Asheville 4/28).
- Named to the South Atlantic League All-Star Game North Squad as starting second baseman. Was 2-for-3 with a double and two RBI in the game accounting for all the South's runs earning the Top Star of the game as MVP.
- Stole a career-high three bases vs. Hickory (4/24).

- Hit safely in his first 16 games (.427, 32-75) with Poto-mac marking the 4th-longest hitting streak in the Carolina League. Had two streaks of seven consecutive multiple-hit games during the streak (6/25-7/2 & 7/6-13).
- Was traded to the Athletics (8/25) in exchange for LHP Marc Rzepczynski and cash.
- Played in eight postseason games batting .235 (8-34) with five runs, three doubles and five RBI helping Midland to their third straight Texas League Championship.
- Played for Mesa in the Arizona Fall League, batting .278 (15-54) with five doubles, a triple, 10 RBI and only two strikeouts in 54 total at-bats (the fewest strikeouts of any player with 25 or more at-bats).

## 2015

- Made pro debut with Auburn (SS-A) and played in 46 games starting 30 at second base, 10 at shortstop and one at third base.
- Hit .364 (16-44) over 11-game hitting streak (8/7-8/20).
- Hit his first professional home run at State College (8/28) off Juan Perez. Also tripled in the game, the only game of his career in which he homered and tripled in the same game.

## BACKGROUND/PERSONAL

- Graduated from Cardinal Gibbons High School in Raleigh, N.C.
- Played for Evoshield Canes Baseball AAU team that won the 2010 16-U World Wood Bat National Championship.
- Played college baseball at the University of South Carolina (2013-15), where he was a teammate (freshman) of pitcher Tyler Webb (senior) in 2013.
- Was a freshman All-American selection by the NCBWA in 2013 and a second team All-Southeastern Conference selection in 2015.
- Resides in Chapel Hill, North Carolina.





**ALVARO  
SEIJAS**

(SAY-hoss)

**52**

HEIGHT	WEIGHT	BATS/THROWS	BIRTH DATE	ML SERVICE
6-1	195	R/R	10/10/1998	0.000

**FULL NAME:** Alvaro Daniel Seijas

**BORN:** Maracay, Venezuela

**OPENING DAY AGE:** 22

**BECAME CARDINAL:** Signed as an international free agent, July 2, 2015

**CONTRACT STATUS:** Signed through 2020

**PITCHER**



## COMPLETE RECORD

Year	Team	W-L	ERA	G	GS	CG	GF	SHO	SV	IP	H	R	ER	HR	HBP	BB	IBB	SO	WP	BK	BA
2016	GCL Cardinals	3-2	3.06	10	9	0	0	0	0	50.0	48	21	17	4	2	13	0	33	6	1	.249
	DSL Cardinals	2-0	4.19	4	4	0	0	0	0	19.1	20	10	9	0	0	6	0	22	0	1	.260
2017	Johnson City	4-3	4.97	12	12	0	0	0	0	63.1	79	42	35	2	7	20	0	63	9	0	.306
2018	Peoria	5-8	4.52	25	22	0	1	0	1	129.1	149	72	65	14	9	61	0	84	12	1	.301
2019	Palm Beach	4-1	2.65	10	10	0	0	0	0	54.1	54	21	16	2	2	26	0	43	4	0	.262
	Peoria	4-5	2.93	14	14	1	0	1	0	80.0	73	30	26	6	7	28	0	71	7	0	.246
<b>MINOR TOTALS</b>		<b>22-19</b>	<b>3.81</b>	<b>75</b>	<b>71</b>	<b>1</b>	<b>1</b>	<b>1</b>	<b>1</b>	<b>396.1</b>	<b>423</b>	<b>196</b>	<b>168</b>	<b>28</b>	<b>27</b>	<b>154</b>	<b>0</b>	<b>316</b>	<b>38</b>	<b>3</b>	<b>.277</b>

## CAREER NOTES

- Was added to the Cardinals 40-man roster in November 2019 with pitcher Jacob Woodford and Elehuris Montero.
- Of his 71 career starts, has held the opposition to three runs or less in 51 with eight scoreless starts.
- Also has two scoreless relief appearances of 4.0 innings and 6.2 innings.

## AWARDS & HONORS

**Cardinals Minor League Pitcher of the Month**  
June 2019: Peoria (A)

**Midwest League Mid-Season All-Star**  
2019: Peoria (A)

## 2019

- Split the season between Peoria (A) and Palm Beach (A), combining to post a 8-6 record with a 2.81 ERA over 134.1 innings with 114 strikeouts.
- Held his opposition to three runs or less in 20 of 24 starts.
- Posted six scoreless starts with three of 7.0 innings or more including a season-high 7.1 innings of three-hit ball at Wisconsin (6/1). Ran off 19 consecutive scoreless innings in Palm Beach (8/3-22).
- Cardinals Minor League Pitcher of the Month for June while in Peoria going 1-1 with a 2.20 ERA, fanning 26 batters over 32.2 innings while holding his opposition to a .197 opponent BA and an 0.98 WHIP.
- Named a Midwest League Mid-Season All-Star. Entered in the 9th inning tossing a scoreless inning with a walk and a strikeout preserving a 3-3 tie.
- Ranked among Cardinals minor league leaders in wins (8, T5th), strikeouts (114, 7th), games started (24, T7th), innings pitched (134.1, 8th), complete games (1, T2nd) and shutouts (1, T1st).
- Was one of eight pitchers in the Midwest League to hurl a shutout in 2019, tossing 7.0 scoreless innings of five-hit ball vs. Beloit (5/15).

**2018**

- Was 4-8 with a 4.99 ERA in 22 starts and 1-0 with a 1.15 ERA in three relief appearances including a save vs. Quad Cities (6/11).
- Threw a career-high 8.0 innings at Cedar Rapids (6/6) allowing three runs on nine hits in just 86 pitches.
- Threw 6.2 scoreless innings in a relief appearance at Cedar Rapids (8/15), scattering six hits earning the win in his longest career relief appearance.
- Ranked among Cardinals minor league leaders in innings pitched (129.1, 8th) and games started (22, T7th).

**2017**

- Appeared as a starting pitcher for the entire short-season in Johnson City (R)
- Made 12 starts with seven lasting 6.0 innings or more (four quality starts).
- Ranked 9th in the Appalachian League in ERA (4.97).

**2016**

- Combined to post a 5-2 record with a 3.38 ERA over nine starts and 10 total appearances between the DSL Cardinals and GCL Cardinals.
- Began professional career with the Dominican Summer League Cardinals and made four starts before promoted to the Gulf Coast League, where he played an important role in the playoff run and during the GCL Playoffs.
- Made five straight appearances of 4.0 innings or more holding the opposition to one run or less (7/24-8/19) over five starts (24.0 IP, 0.75 ERA) with the GCL Cardinals.
- Ranked 9th among Cardinals minor league pitchers in ERA (3.38) and opponent batting average (.252).
- Threw 5.0 scoreless innings of three-hit ball with three strikeouts for a win in the Gulf Coast League Playoff semi-finals vs. GCL Red Sox (9/4).

**BACKGROUND/PERSONAL**

- Resides in Tumero, Venezuela.





# EDMUNDO SOSA

63

HEIGHT	WEIGHT	BATS/THROWS	BIRTH DATE	ML SERVICE
6-0	210	R/R	3/6/1996	0.040

**FULL NAME:** Edmundo Israel Sosa

**BORN:** Panama City, Panama

**OPENING DAY AGE:** 24

**BECAME CARDINAL:** Signed as an international free agent, July 2, 2017

**CONTRACT STATUS:** Signed through 2020

**MLB DEBUT:** Sept. 23, 2018 vs. San Francisco

INFILDER



## COMPLETE RECORD

Year	Team	AVG	G	AB	R	H	2B	3B	HR	RBI	SH	SF	HBP	BB	IBB	SO	SB	CS	GDP	SLG	OBP	E
2013	DSL Cardinals	.314	47	169	33	53	8	3	3	27	1	3	3	22	1	15	7	5	1	.450	.396	14
2014	GCL Cardinals	.275	52	207	37	57	8	5	1	23	1	3	4	18	0	29	8	5	3	.377	.341	11
	State College	.200	3	5	0	1	0	0	0	0	0	0	0	0	0	2	0	0	0	.200	.200	1
2015	Johnson City	.300	49	200	30	60	8	4	7	16	1	0	6	16	0	38	6	2	2	.485	.369	7
2016	Peoria	.268	88	351	42	94	13	1	3	30	3	3	2	19	0	71	5	4	9	.336	.307	15
	Palm Beach	.294	9	34	3	10	0	2	0	4	0	0	0	1	0	8	0	0	0	.412	.314	0
2017	Springfield	.000	1	4	0	0	0	0	0	0	0	0	0	1	0	0	0	0	0	.000	.200	0
	GCL Cardinals	.364	6	22	7	8	1	0	1	2	0	0	0	1	0	2	0	0	0	.545	.391	0
	Palm Beach	.285	51	193	25	55	10	1	0	14	4	1	1	12	0	34	3	0	5	.347	.329	12
2018	ST. LOUIS	.000	3	2	1	0	0	0	0	0	0	0	0	1	0	1	0	0	0	.000	.333	0
	Memphis	.262	56	191	31	50	13	0	5	27	0	1	4	13	2	42	5	2	6	.408	.321	5
	Springfield	.276	67	261	34	72	17	1	7	32	2	2	4	9	0	52	1	2	6	.429	.308	11
2019	ST. LOUIS	.250	8	8	2	2	0	0	0	0	0	0	1	1	0	2	1	0	0	.250	.400	0
	Memphis	.291	118	453	70	132	18	5	17	62	4	6	16	17	0	96	2	3	9	.466	.335	13
<b>MINOR TOTALS</b>		<b>.283</b>	<b>547</b>	<b>2090</b>	<b>312</b>	<b>592</b>	<b>96</b>	<b>22</b>	<b>44</b>	<b>237</b>	<b>16</b>	<b>19</b>	<b>40</b>	<b>129</b>	<b>3</b>	<b>389</b>	<b>37</b>	<b>23</b>	<b>41</b>	<b>.413</b>	<b>.334</b>	<b>89</b>
<b>MAJOR TOTALS</b>		<b>.200</b>	<b>11</b>	<b>10</b>	<b>3</b>	<b>2</b>	<b>0</b>	<b>0</b>	<b>0</b>	<b>0</b>	<b>0</b>	<b>0</b>	<b>1</b>	<b>2</b>	<b>0</b>	<b>3</b>	<b>1</b>	<b>0</b>	<b>0</b>	<b>.200</b>	<b>.385</b>	<b>0</b>

**Note:** Major League Uniform Numbers Worn: 63 (2018-present)

## REGULAR SEASON FIELDING RECORD

Position	PCT	G	PO	A	E	TC	DP
Second Base	1.000	5	1	2	0	3	1

## CAREER NOTES

- Enters the 2020 season ranked as the No. 21 prospect in the Cardinals organization by *Baseball America*.
- The Panama native has appeared in 11 career Major League games over the past two seasons (2018-19)
- Played in five MLB games defensively at second base despite playing as the regular starting shortstop, filling in at second and third base, in the minor leagues.
- Made his Major League debut as a September call-up in 2018 after 429 career minor league games in six seasons.
- Played for Team Panama during the 2016 qualifying round of the 2017 World Baseball Classic, before losing to Colombia.
- Played for Surprise in the 2017 Arizona Fall League and the Aguilas in the 2019-20 Dominican Winter League.
- 2015 Midwest League Mid-Season All-Star and 2014 Appalachian League Post-Season All-Star.



## 2019

- Had arguably his best season as a professional playing in 118 games at Memphis (AAA), posting career minor league season highs in home runs (17), RBI (62), runs (70), hits (132) and hit by pitch (16).
- Played in eight games for St. Louis during the season, being recalled on July 16, then optioned on July 19, before a final recall on Sept. 2 for the remainder of the season.
- Recorded his first Major League hit at CIN (7/18), a pinch-hit single to right field off Jimmy Herget in the 9th inning at Great American Ballpark. Reds' RF Yasiel Puig threw out Harrison Bader at third base on the hit with Sosa getting thrown out after, trying to advance to second base on Puig's throw.
- Appeared in 84 games at shortstop, 17 at second base, 15 at third base and three as designated hitter at Memphis.
- Ranked among Cardinals minor league leaders in batting (.291, 5th), hits (132, 2nd), runs (70, T4th), home runs (17, 4th), RBI (62, T7th), slugging percentage (.466, 7th), triples (5, T6th), extra base hits (40, T6th) and total bases (211, 3rd).
- Had 37 multi-hit games with a season-high four hits twice (7/31 vs. Albuquerque & 8/28 at New Orleans).
- Ran off a season-high 13 game hitting streak from 7/21-8/7 with a .407 BA (22-54), 14 RBI and six multi-hit games.
- Had five consecutive multi-hit games from 6/6-10 batting .522 (12-23) over the stretch.
- Tallied an RBI in five straight games (7/26-31) with three multi-RBI games during the stretch (9 total RBI).
- Homered in consecutive games twice over the span of a week (5/31-6/1 & 6/6-7).
- Hit a grand slam at Iowa (7/5), a 2nd inning blast off Tyson Miller. Earlier in the season recorded a season-high 5 RBI at Nashville (5/3) going 3-for-6.
- Played for the Aguilas in the Dominican Winter League, his first season with the club.

## 2018

- Recalled from Memphis (9/23) and appeared in three Major League games, all as a pinch-hitter.
- Made MLB debut (9th Cardinal to debut) as a pinch-hitter in the 9th inning vs. SF (9/23); walked/scored on Matt Carpenter's home run.
- Struck out in his first MLB at-bat; 2nd plate appearance vs. MIL (9/25).
- Member of the Memphis Triple-A and Pacific Coast League championship team.
- Played in a career-high 123 games between Memphis (AAA) and Springfield (AA) in 2018 batting .270 with 12 HR, 59 RBI and 30 doubles. Started games at 2B, SS and 3B.
- Ranked 2nd among Cardinals minor leaguers with 30 doubles (E. Montero, 37) and T-7th with 65 runs scored.
- Played in seven PCL postseason games (3-11, .273, double, 2 runs).
- Tallied 31 hits in May for Springfield (.307, 3 HR, 16 RBI).
- Had a multi-home run game vs. Tulsa (6/11) going 4-for-5.
- Batted .333 (16-48) with runners in scoring position.

## AWARDS &amp; HONORS

**Pacific Coast League Championship**  
2018: Memphis (AAA)

**Triple-A National Championship**  
2018: Memphis (AAA)

**Florida State League co-Championship**  
2017: Palm Beach (High-A)

**World Baseball Classic Qualifying Round**  
2016: Panama

**Midwest League Mid-Season All-Star**  
2016: Peoria (A)

**Appalachian League Post-Season All-Star**  
2015: Johnson City (R)

## CAREER MILESTONES

**Major League Debut**  
September 23, 2018 vs. San Francisco

**First Major League Hit**  
July 18, 2019 at Cincinnati  
(9th inning, single off Jimmy Herget)

## 2019 SEASON &amp; CAREER HIGHS

**Most Hits:** 1, twice. Last: 9/25/19 at Arizona  
**Most Runs:** 1, three times. Last: 9/25/19 at Arizona  
**Most RBI:** 1, 9/5/19 vs. San Francisco  
**Most BBs:** 1, twice. Last: 9/25/19 at Arizona

## 2017

- Started 41 games at shortstop for Palm Beach (A), but started 7 of his last 10 games at second base.
- Ran off a 12-game hitting streak starting on May 28 through the end of the season (interrupted by injury). Batted .356 (16-45) during the streak.
- Was placed on the 7-day disabled list twice with a sprained right ankle (6/1-16) and a sprained left wrist (6/18-8/25), which included rehab assignments to the GCL Cardinals (R) and Springfield (AA).
- Was 1-for-9 in two games as the starting second baseman in the Florida State League playoffs.
- Played 17 games for Surprise in the Arizona Fall League batting .305 with a double, triple and seven RBI.

## 2016

- Participated in early workouts and seminars as part of the Cardinals Spring Training Early Program (S.T.E.P.).
- Played majority of the season with Peoria (A) where he was named a Midwest League Mid-Season All-Star.
- Joined Palm Beach (A) in late-July, but was placed on the disabled list (left wrist) on 8/1 and missed the remainder of the season.
- Recorded a trio of four-hit games.
- Finished a triple shy of the cycle while scoring four runs vs. Wisconsin (6/1).
- Selected as a reserve for the West Division squad in the Midwest League All-Star Game in Cedar Rapids, Iowa. Went 0-1 with a walk and run scored in his two plate appearances.
- Compiled season-high 14-game hitting streak (.339, 20-59) from 4/10-4/26, T10th-longest in the Midwest League.
- Represented Panama in the qualifying round of the World Baseball Classic and was 1-for-9 with a run scored in three games, getting a start at second base and batted lead-off vs. France (3/19).
- Rated as the No. 8 prospect and "Best Defensive Infielder" in the Cardinals organization by *Baseball America*.

## 2015

- Named an Appalachian League Post-season All-Star at shortstop.
- Ranked among Cardinals minor league leaders in slugging (.485, 7th), on-base + slugging (.854, 7th) and triples (4, T9th).
- Belted a career-high two home runs at Greenville (8/18).
- Rated as the No. 7 prospect in the Cardinals organization and No. 9 prospect in the Appalachian League by *Baseball America*.

## 2014

- Ranked 3rd in the Gulf Coast League in runs scored (37) and 2nd in at-bats (207).
- Was 2-for-3 with a walk and run scored in GCL playoff semifinal game vs. GCL Red Sox.
- Named the No. 10 prospect in the Gulf Coast League by *Baseball America* following the season.

## 2013

- Tied for DSL Cardinals lead in triples (3) and home runs (3).
- His .846 on-base + slugging percentage led Dominican Summer League shortstops at age 17.

## BACKGROUND/PERSONAL

- Led Panama Metro to a pair of junior national titles in 2012 and 2013.
- Represented Panama at the 18-and-Under World Championships in South Korea in Sept. 2012.
- Resides in Panama City, Panama.





# CARLOS SOTO

# 96

HEIGHT	WEIGHT	BATS/THROWS	BIRTH DATE	ML SERVICE
6-1	225	L/R	4/27/1999	0.000

**FULL NAME:** Carlos Alfonso Soto, Jr.

**BORN:** Los Mochis, Sinaloa, Mexico

**OPENING DAY AGE:** 20 (Turns 21 on April 27)

**BECAME CARDINAL:** Signed as an international free agent, July 2, 2016

**CONTRACT STATUS:** Signed through 2020

**CATCHER (NON-ROSTER)**



## COMPLETE RECORD

Year	Team	AVG	G	AB	R	H	2B	3B	HR	RBI	SH	SF	HBP	BB	IBB	SO	SB	CS	GDP	SLG	OBP	E
2016	DSL Cardinals	.303	30	99	17	30	6	0	1	10	0	2	1	25	0	17	0	0	0	.394	.441	4
2017	GCL Cardinals	.239	35	113	11	27	2	0	0	12	0	0	1	11	1	20	0	0	4	.257	.312	5
2018	Johnson City	.276	29	98	14	27	7	0	2	23	0	4	2	16	0	26	0	1	2	.408	.375	3
	GCL Cardinals	.200	11	40	7	8	2	0	3	10	0	0	1	5	0	9	0	0	0	.475	.304	0
2019	State College	.250	30	116	15	29	6	1	4	23	0	4	1	14	0	35	0	0	2	.422	.326	1
	Peoria	.203	20	69	6	14	1	0	1	7	0	1	2	6	1	18	0	0	0	.261	.282	1
<b>MINOR TOTALS</b>		<b>.252</b>	<b>155</b>	<b>535</b>	<b>70</b>	<b>135</b>	<b>24</b>	<b>1</b>	<b>11</b>	<b>85</b>	<b>0</b>	<b>11</b>	<b>8</b>	<b>77</b>	<b>2</b>	<b>125</b>	<b>0</b>	<b>1</b>	<b>8</b>	<b>.363</b>	<b>.349</b>	<b>14</b>

## CAREER NOTES

- Played in 155 career minor league games making 99 starts at catcher and 14 at first base.
- Has thrown out 32.9% (51 CS/155 SB ATT) of attempted base stealers over his four years in professional baseball.
- Played four seasons in the Mexican Winter League in his hometown of Los Mochis, including a career-high 35 games during the 2019-20 season.

## 2019

- Played in a career-high 50 games between State College (A) and Peoria (A); batted .232, 5 HR with 30 RBI.
- Clubbed his first professional grand slam at West Virginia (7/19), a go-ahead 7th inning blast off Francis Del Orbe. Accounted for a career-high 4 RBI.
- Threw out 28.1% (18 CS/64 SB ATT) of attempted base stealers.

## 2018

- Played in 40 games between Johnson City (R) and the Gulf Coast League combining to bat .254 with 5 HR and 33 RBI.
- Threw out 44.1% (15 CS/ 34 SB ATT) of attempted base stealers.

- Homered in his first game of the season at Bluefield (6/21), a three-run shot, after entering the game as a pinch-hitter in his previous plate appearance.
- Reached base safely in 24 straight games (6/21-7/29) with a .412 on-base percentage.
- Homered in three consecutive games (8/10-13), collecting eight RBI over the span with multiple RBI in each game.
- Played in all four Gulf Coast League playoff games starting at first base. Batted .333 (5-15) with 3 RBI, two doubles and two multi-hit games.

## 2017

- Threw out 36.4% (12 CS/ 33 SB ATT) of attempted base stealers.

## 2016

- Drew a career-high four walks in a game vs. DSL Tigers (7/28).
- Threw out 27.3% (6 CS/ 22 SB ATT) of attempted base stealers.

## BACKGROUND/PERSONAL

- Resides in Los Mochis, Mexico.



**LANE  
THOMAS**

**35**

HEIGHT	WEIGHT	BATS/THROWS	BIRTH DATE	ML SERVICE
6-0	185	R/R	8/23/1995	0.085

**FULL NAME:** Lane Michael Thomas

**BORN:** Knoxville, Tennessee

**OPENING DAY AGE:** 24 (Turns 25 on August 23)

**BECAME CARDINAL:** Acquired from the Toronto Blue Jays in exchange for International Cap Space, July 2, 2017

**CONTRACT STATUS:** Signed through 2020

**OUTFIELDER**



## COMPLETE RECORD

Year	Team	AVG	G	AB	R	H	2B	3B	HR	RBI	SH	SF	HBP	BB	IBB	SO	SB	CS	GDP	SLG	OBP	E
2014	GCL Blue Jays	.260	34	131	21	34	8	4	0	11	0	0	0	21	0	33	7	3	4	.382	.362	7
	Bluefield	.323	18	65	10	21	4	0	1	8	0	1	1	6	0	16	2	0	3	.431	.384	6
2015	Lansing	.114	9	35	1	4	2	0	0	2	0	0	0	3	0	10	1	0	0	.171	.184	7
	Vancouver	.225	43	169	20	38	13	0	5	33	0	5	1	8	0	34	5	4	2	.391	.257	13
2016	Lansing	.216	81	282	50	61	14	1	7	27	2	0	3	45	0	107	17	5	4	.348	.330	5
	GCL Blue Jays	.429	6	21	8	9	5	0	1	4	0	0	0	2	0	6	2	1	0	.810	.478	0
2017	Dunedin	.252	73	274	34	69	12	6	4	38	1	4	2	27	0	84	8	7	4	.383	.319	3
	Palm Beach	.257	9	35	5	9	0	1	0	3	0	1	0	3	0	10	2	2	0	.314	.308	0
2018	Memphis	.275	32	131	21	36	7	2	6	21	0	0	2	7	0	33	4	1	2	.496	.321	1
	Springfield	.260	100	384	63	100	16	4	21	67	2	3	3	43	0	101	13	9	2	.487	.337	0
2019	ST. LOUIS	.316	34	38	6	12	0	1	4	12	0	0	2	4	0	8	1	1	1	.684	.409	1
	Memphis	.268	75	265	42	71	17	2	10	44	0	3	4	32	0	80	11	6	2	.460	.352	1
<b>MINOR TOTALS</b>		<b>.252</b>	<b>480</b>	<b>1792</b>	<b>275</b>	<b>452</b>	<b>98</b>	<b>20</b>	<b>55</b>	<b>258</b>	<b>5</b>	<b>17</b>	<b>16</b>	<b>197</b>	<b>0</b>	<b>514</b>	<b>72</b>	<b>38</b>	<b>23</b>	<b>.421</b>	<b>.329</b>	<b>43</b>
<b>MAJOR TOTALS</b>		<b>.316</b>	<b>34</b>	<b>38</b>	<b>6</b>	<b>12</b>	<b>0</b>	<b>1</b>	<b>4</b>	<b>12</b>	<b>0</b>	<b>0</b>	<b>2</b>	<b>4</b>	<b>0</b>	<b>8</b>	<b>1</b>	<b>1</b>	<b>1</b>	<b>.684</b>	<b>.409</b>	<b>1</b>

**Note:** Major League Uniform Numbers Worn: 35 (2019)

## REGULAR SEASON FIELDING RECORD

Position	PCT	G	PO	A	E	TC	DP
Outfield	1.000	25	22	1	0	23	1

## CAREER TRANSACTIONS

- Selected by the Toronto Blue Jays in the 5th round (114th overall) of the June, 2014 First-Year Player Draft.
- Acquired by the St. Louis Cardinals in exchange for International Cap Space, July 2, 2017.
- On St. Louis Cardinals injured list (fractured right wrist), August 30, 2019 (retroactive to August 28) to end of season.

## CAREER NOTES

- Enters the 2020 season ranked as the No. 9 prospect in the Cardinals organization by *Baseball America*.
- Also recognized as the “Fastest Baserunner” and “Best Defensive Outfielder” in the organization by the same publication.
- In 2019 became the 10th player in Cardinals history to hit a home run in his first Major League plate appearance.
- Was the first Cardinals rookie to hit a triple, grand slam and total 5 RBI in a game (8/11/19) since the RBI became an official statistic in 1920.
- Hit three pinch-hit home runs in 2019, T2nd-most by a Cardinals player and rookie.
- He homered once every 9.5 at-bats in his first Major League season in 2019.
- Began his career as an infielder/outfielder with the Blue Jays organization starting games at second and third base, but converted to outfield full time in 2017.
- Led Cardinals minor leaguers in home runs (27) and RBI (88) in 2018 while playing in Springfield and Memphis.
- Hit more home runs during the 2018 season in the Cardinals organization (27) than in his first four professional seasons combined with the Blue Jays organization (18).
- 2018 Texas League Mid-Season and Postseason All-Star.

## 2019

- Played in 75 games in Memphis (AAA) and 34 in St. Louis before his season was cut short by a fractured right wrist injury following a hit by pitch.
- Made his Major League debut defensively at MIL (4/17), but homered in his first Major League at-bat, a pinch-hit two-run home run vs. NYM (4/19) off Seth Lugo, which was originally called a triple, before being ruled a home run after review.
- Became the 10th player in Cardinals history to hit a home run in his first Major League plate appearance and most recent since Paul DeJong at COL (2017). Was the first pinch-hit home run in MLB in a player's first plate appearance in 2019.
- His rookie season ended after getting hit by pitch in back-to-back games at MIL (8/26 by Ray Black & 8/27 by Devin Williams), landing him on the 60-day injured list.
- Hit three pinch-hit home runs, ranking T6th in MLB and T2nd-most by a Cardinals player since Jeremy Hazelbaker set the club record with four in 2016.
- Smacked a go-ahead grand slam vs. PIT (8/11) as part of a 5 RBI game including a triple. Became the first Cardinal rookie to hit a triple, grand slam and total 5 RBI in a game since the RBI became an official statistic in 1920, and the first since JT Realmuto in 2015 with Miami.
- Recorded his first outfield assist vs. PIT (8/11) throwing out Adam Frazier at the plate in his second career start in centerfield.
- Ranked 2nd on the Cardinals, 9th in the National League and 16th in Major League Baseball in Sprint Speed (29.6 feet/sec) according to *Baseball Savant*.
- Ranked 28th in MLB in average exit velocity (92.8 MPH) according to StatCast, 2nd-highest behind Rangel Ravelo (94.8 MPH).

## 2019 SEASON & CAREER HIGHS

**Most Hits:** 2, three times. Last: 8/18/19 at Cincinnati  
**Most Runs:** 1, six times. Last: 8/25/19 vs. Colorado  
**Most 3Bs:** 1, 8/11/19 vs. Pittsburgh  
**Most HRs:** 1, four times. Last: 8/25/19 vs. Colorado  
**Most RBI:** 5, 8/11/19 vs. Pittsburgh  
**Most BBs:** 1, four times. Last: 8/23/19 vs. Colorado  
**Most SBs:** 1, 4/24/19 vs. Milwaukee  
**Most HBP:** 1, twice. Last: 8/27/19 at Milwaukee  
**Longest Hitting Streak:** 2 games, twice. Last: 8/11-13/19  
**Pinch-Hit HR:** 3, Last: 8/25/19 vs. Colorado (Shaw)  
**Grand Slams:** 1. 8/11/19 vs. Pittsburgh (Crick)

## AWARDS & HONORS

**Triple-A National Championship**  
 2018: Memphis (AAA)

**Pacific Coast League Championship**  
 2018: Memphis (AAA)

**Texas League Postseason All-Star**  
 2018: Springfield (AA)

**Texas League Mid-Season All-Star**  
 2018: Springfield (AA)

**Texas League Player of the Week**  
 2018: Springfield (AA) - June 4-10

## CAREER MILESTONES

**Major League Debut**  
 April 17, 2019 at Milwaukee

**First Major League Hit**  
 April 19, 2019 vs. New York Mets  
 (6th inning, 2-run, pinch hit, off Seth Lugo)

**First Major League Home Run**  
 April 19, 2019 vs. New York Mets  
 (6th inning, 2-run, pinch hit, off Seth Lugo)

## MOST SINGLE-SEASON PINCH-HIT HOME RUNS BY A CARDINAL

Rank	PH HR	PH AB	Season
1. Jeremy Hazelbaker	4	41	2016
2. Matt Adams	3	35	2013
Matt Adams	3	37	2016
Marlon Anderson	3	51	2004
Ryan Ludwick	3	35	2007
Brandon Moss	3	21	2016
Eduardo Perez	3	54	2002
Gerald Perry	3	70	1993
<b>Lane Thomas</b>	<b>3</b>	<b>12</b>	<b>2019</b>



- Batted .268 with 10 HR, 44 RBI, 17 doubles and 11 stolen bases at Memphis (AAA).
- Hit a career-high three home runs at Oklahoma City (7/27) as part of back-to-back games with 4 RBI (7/26 at OKC).
- Had two multi-home run games at Memphis.
- After the season, rated as the No. 17 prospect in the Pacific Coast League in *Baseball America's* Best Tools Survey.

## 2018

- Combined to play a career-high 132 games between Springfield (AA) and Memphis (AAA) in his first full season with the Cardinals organization. Batted .264 with career highs in home runs (27), RBI (88), doubles (23), hits (136), runs (84) and walks (50).
- Named to the Texas League Mid-Season and Postseason All-Star Teams. Was the starting right fielder and batted 3rd for the North squad and was 1-for-4 playing the entire game.
- Led all Cardinals minor league players in home runs and RBI and ranked in the Top 10 in runs (84, T-1st), hits (136, 4th), triples (6, T-5th), doubles (23, T-9th), walks (50, 4th) and stolen bases (17, 7th).
- Ranked 3rd in Texas League slugging (.487) and 3rd in home runs/at bat ratio (18.29).
- Led all Texas League outfielders in fielding percentage (1.000) in 246 total chances while collecting eight outfield assists.
- Had three multiple home run games with two within three days of each other (6/2 vs. San Antonio & 6/5 at NW Arkansas; 7/24 at Tulsa).
- Batted .233 (7-30) with three RBI in the Pacific Coast League playoffs.
- Was 3-for-5 with a triple, home run and five RBI in the Triple-A National Championship game vs. Durham (9/18).
- Played 20 games for Surprise in the Arizona Fall League batting .262 with a home run, 10 RBI and eight stolen bases.
- Ranked 6th in the AFL in stolen bases and T-7th with 14 walks.

## 2017

- Combined to play in 82 games between Dunedin (A) and Palm Beach (A), batting .252 with 4 HR, 41 RBI, 12 doubles and a career-high seven triples.
- Was traded on July 2 to the Cardinals for International Cap Space. Reported to Palm Beach after playing in 73 games in Dunedin.
- Started 78 games in the outfield, his first season in which he did not play any games at second base or third base during the season.
- Ranked T-4th in the Florida State League with seven triples.
- Ranked 4th in the FSL with a career-high 12 outfield assists.
- Landed on the 7-day disabled list with a left wrist sprain (7/9-16).

## 2016

- Ranked 2nd on Lansing (A) with 17 stolen bases and had three games with two stolen bases. Had a career-high 19 stolen bases over the course of the season.
- Hit home runs in five games over eight games (nine days) from June 1-9, including five straight games with an RBI (6/4-9) and three straight games with a home run at Lake County (6/7-9).
- Placed on the 7-day disabled list with a right wrist contusion (6/14-8/5) which included a six-game rehab assignment to the Gulf Coast League where he batted .429 (9-21).

## 2015

- Began the season with Vancouver (A) in the Northwest League and played in 43 games before a promotion sent him to Lansing (A) of the Midwest League. Played in 52 total games batting .206 with 5 HR, 35 RBI and hit 15 doubles.
- Hit his first professional grand slam vs. Spokane (7/3) as part of a career-high 6 RBI game.
- Started 36 games at second base and six as the designated hitter in Vancouver and eight more at second base in Lansing.
- Was placed on the 7-day disabled list with right wrist inflammation (8/24-9/24) ending his season.

## 2014

- Combined to play in 52 games between the Gulf Coast League and Appalachian League batting .281 with a home run and 19 RBI.
- Played in 34 games for the GCL Blue Jays (R) in his first professional season starting 16 games in centerfield, 15 at third base and three as the designated hitter.
- Was promoted to Bluefield (R) and hit his first professional home run in his first game coming vs. Danville (8/10).
- Started games at third base (10), centerfield (4) and left field (2) in Bluefield.
- Tied for the 7th-longest home on-base streak in the Gulf Coast League reaching safely in 15 straight home contests and posting a .435 on-base percentage during the streak.

## BACKGROUND/PERSONAL

- Originally drafted by the Toronto Blue Jays in the 5th round (114th overall) of the June, 2014 First-Year Player Draft.
- Graduated from Bearden (Tenn.) High School and signed his college letter of intent to play at the University of Tennessee, but was drafted and signed.
- His father, Mike, was a professional drag racer in the NHRA (National Hot Rod Association) circuit.
- Grew up learning how to operate racing simulators, competing against his father for practice.
- Resides in Knoxville, Tennessee.



# ZACK THOMPSON

80

HEIGHT	WEIGHT	BATS/THROWS	BIRTH DATE	ML SERVICE
6-2	215	L/L	10/28/1997	0.000

**FULL NAME:** Zachary David Thompson

**BORN:** Selma, Indiana

**OPENING DAY AGE:** 22

**BECAME CARDINAL:** Selected in the first round (19th overall) in the June, 2019 First-Year Player Draft

**CONTRACT STATUS:** Signed through 2020

**PITCHER (NON-ROSTER)**



## COMPLETE RECORD

Year Team	W-L	ERA	G	GS	CG	GF	SHO	SV	IP	H	R	ER	HR	HBP	BB	IBB	SO	WP	BK	BA
2019 Palm Beach	0-0	4.05	11	0	0	2	0	0	13.1	16	6	6	0	3	4	0	19	2	0	.302
GCL Cardinals	0-0	0.00	2	2	0	0	0	0	2.0	3	1	0	0	0	0	0	4	0	0	.300
<b>MINOR TOTALS</b>	<b>0-0</b>	<b>3.52</b>	<b>13</b>	<b>2</b>	<b>0</b>	<b>2</b>	<b>0</b>	<b>0</b>	<b>15.1</b>	<b>19</b>	<b>7</b>	<b>6</b>	<b>0</b>	<b>3</b>	<b>4</b>	<b>0</b>	<b>23</b>	<b>2</b>	<b>0</b>	<b>.302</b>

## CAREER TRANSACTIONS

- Selected by the Tampa Bay Rays in the 11th round (330th overall) of the June, 2016 First-Year Player Draft, but did not sign.
- Selected by the St. Louis Cardinals in the first round (19th overall) of the June, 2019 First-Year Player Draft.

## CAREER NOTES

- Participated in early workouts and seminars as part of the Cardinals two-week Instructional Camp in January 2020.
- Enters the 2020 season ranked as the No. 7 prospect in the Cardinals organization by *Baseball America*.
- Also previously was rated as having the "Best Curveball" in the organization by the same publication before Matthew Liberatore was acquired this offseason.
- Was 16-5 with a 3.20 ERA (196.2 IP) and 268 strikeouts during his three-year career at the University of Kentucky.
- Became the sixth first round draft pick in the history of University of Kentucky's baseball program joining Evan White (2017), Alex Meyer (2011), Joe Blanton (2002), Chad Green (1996) and Everett Murray (1975).
- 2019 Dick Howser Trophy Semi-Finalist, Golden Spikes Award Semi-Finalist, 2nd Team All-Southeastern Conference, 3rd Team All-American by *Baseball America* and *Rawlings/ABCA*.
- Played for USA Baseball's 2018 Collegiate National Team.

## 2019

- Appeared in 13 games making two starts in his first professional season with the Cardinals.
- Started in the Gulf Coast League tossing a pair of 1.0 inning starts. Made 11 relief appearances in Palm Beach (A).
- Struck out a season-high four batters over 1.2 innings vs. Dunedin (7/28).
- Threw a season-high 2.0 innings vs. Clearwater (8/11) and maxed out at 30 pitches at Jupiter (7/20).

## BACKGROUND/PERSONAL

- Graduated from Wapahani High School in Selma, Ind.
- Posted a 23-2 record with an 0.98 ERA (185.2 IP).
- Went undefeated during sophomore (13-0) and junior (6-0) seasons.
- Was named Indiana All-State three consecutive years from his sophomore to senior seasons.
- Originally selected by Tampa Bay in the 11th round of the June, 2016 First-Year Player Draft, but did not sign.
- Played college baseball at the University of Kentucky. Was 6-1 with a 2.40 ERA and 130 strikeouts in 90.0 innings his junior season. Ranked 5th in NCAA Division 1 in strikeouts and 11th in strikeouts/9 IP (11.00).
- Struck out 130 batters his junior season, the most by a left-handed pitcher in school history, breaking James Paxton's mark.
- Played for the USA Baseball Collegiate National Team in 2018 that went 12-3. Made three appearances with one start and was 1-0 with an 0.00 ERA in 8.2 innings.
- In 2019, was the 4th-highest draft pick in school history.
- Resides in St. Petersburg Beach, Florida.



Yadier Molina and Adam Wainwright attending the 2019 Cardinals Hall of Fame Induction Ceremony to honor former teammates Jason Isringhausen and Scott Rolen at Ballpark Village, August 24, 2019.



# ADAM WAINWRIGHT

# 50

HEIGHT	WEIGHT	BATS/THROWS	BIRTH DATE	ML SERVICE
6-7	230	R/R	8/30/1981	14.027

**FULL NAME:** Adam Parrish Wainwright

**BORN:** Brunswick, Georgia

**OPENING DAY AGE:** 38 (Turns 39 on August 30)

**BECAME CARDINAL:** Acquired from Atlanta Braves with RHP Jason Marquis and LHP Ray King in exchange for J.D. Drew and Eli Marrero, December 13, 2003

**CONTRACT STATUS:** Signed through 2020

**MLB DEBUT:** Sept. 11, 2005 at New York Mets

**PITCHER**



WAINWRIGHT

## COMPLETE RECORD

Year Team	W-L	ERA	G	GS	CG	GF	SHO	SV	IP	H	R	ER	HR	HBP	BB	IBB	SO	WP	BK	BA
2000 GCL Braves	4-0	1.13	7	5	0	1	0	0	32.0	15	5	4	1	0	10	0	42	1	1	.136
Danville	2-2	3.68	6	6	0	0	0	0	29.1	28	13	12	3	1	2	0	39	1	0	.252
2001 Macon	10-10	3.77	28	*28	1	0	0	0	164.2	144	89	69	9	8	48	1	*184	9	2	.230
2002 Myrtle Beach	9-6	3.31	28	*28	1	0	0	0	163.1	149	67	60	7	10	66	0	*167	11	3	.240
2003 Greenville	10-8	3.37	27	27	1	0	0	0	149.2	133	59	56	9	7	37	0	128	4	2	.242
2004 Memphis	4-4	5.37	12	12	0	0	0	0	63.2	68	47	38	12	3	28	0	64	2	1	.280
2005 Memphis	10-10	4.40	29	*29	0	0	0	0	*182.0	*204	98	89	18	5	51	6	147	*12	1	.282
ST. LOUIS	0-0	13.50	2	0	0	1	0	0	2.0	2	3	3	1	0	1	0	0	0	0	.250
2006 ST. LOUIS	2-1	3.12	61	0	0	10	0	3	75.0	64	26	26	6	4	22	2	72	3	0	.230
2007 ST. LOUIS	14-12	3.70	32	32	1	0	0	0	202.0	212	93	83	13	9	70	4	136	6	0	.269
2008 ST. LOUIS	11-3	3.20	20	20	1	0	0	0	132.0	122	51	47	12	3	34	1	91	3	0	.245
Memphis#	0-1	12.27	2	2	0	0	0	0	3.2	8	5	5	1	0	1	0	3	0	0	.444
Springfield#	0-0	0.00	1	1	0	0	0	0	4.2	4	0	0	0	0	0	0	7	0	0	.222
2009 ST. LOUIS	*19-8	2.63	34	*34	1	0	0	0	*233.0	216	75	68	17	3	66	1	212	7	0	.244
2010 ST. LOUIS	20-11	2.42	33	33	5	0	2	0	230.1	186	68	62	15	4	56	2	213	2	0	.224
2011 ST. LOUIS	INJURED - DID NOT PITCH																			
2012 ST. LOUIS	14-13	3.94	32	32	3	0	2	0	198.2	196	96	87	15	6	52	3	184	5	2	.259
2013 ST. LOUIS	+19-9	2.94	+34	34	*5	0	+2	0	*241.2	*223	83	79	15	6	35	2	219	5	0	.248
2014 ST. LOUIS	20-9	2.38	32	32	5	0	+3	0	227.0	184	64	60	10	7	50	5	179	4	1	.222
2015 ST. LOUIS	2-1	1.61	7	4	0	2	0	0	28.0	25	7	5	0	0	4	0	20	0	0	.238
2016 ST. LOUIS	13-9	4.62	33	33	1	0	1	0	198.2	*220	108	*102	22	5	59	4	161	1	0	.287
2017 ST. LOUIS	12-5	5.11	24	23	0	0	0	0	123.1	140	73	70	14	5	45	4	96	2	0	.286
2018 ST. LOUIS	2-4	4.46	8	8	0	0	0	0	40.1	41	21	20	5	2	18	1	40	1	0	.263
Memphis#	1-0	0.00	2	2	0	0	0	0	9.0	8	0	0	0	0	4	0	11	0	0	.250
Springfield#	1-0	0.00	3	3	0	0	0	0	10.0	5	0	0	0	1	0	0	9	0	0	.143
Palm Beach#	0-0	0.00	2	2	0	0	0	0	3.0	1	0	0	0	0	0	0	5	0	0	.111
2019 ST. LOUIS	14-10	4.19	31	31	0	0	0	0	171.2	181	83	80	22	8	64	7	153	2	0	.273
MINOR TOTALS	51-41	3.68	147	145	3	1	0	0	815.0	767	383	333	60	35	248	7	806	40	10	.248
MAJOR TOTALS	162-95	3.39	383	316	22	13	10	3	2103.2	2012	851	792	167	62	576	36	1776	41	3	.253

\* Led League

+ Tied for League Lead

# Injury Rehabilitation Assignment

**Note:** Major League Uniform Numbers Worn: 60 (2005), 50 (2006-present)

## DIVISION SERIES RECORD

Year Team	W-L	ERA	G	GS	CG	GF	SHO	SV	IP	H	R	ER	HR	HBP	BB	IBB	SO	WP	BK	BA
2006 STL vs. SD	0-0	0.00	3	0	0	3	0	1	3.2	3	0	0	0	0	0	0	6	0	0	.214
2009 STL vs. LA	0-0	1.13	1	1	0	0	0	0	8.0	3	1	1	1	1	1	0	7	0	0	.111
2011 STL vs. PHI	Injured - Did Not Pitch																			
2012 STL vs. WSH	0-0	7.88	2	2	0	0	0	0	8.0	13	7	7	3	0	3	0	15	1	0	.351
2013 STL vs. PIT	2-0	1.13	2	2	1	0	0	0	16.0	11	2	2	1	0	1	0	15	0	0	.196
2014 STL vs. LAD	0-0	12.46	1	1	0	0	0	0	8.1	11	6	6	1	1	1	0	5	1	0	.500
2015 STL vs. CHI	0-0	1.69	3	0	0	0	0	0	5.1	3	1	1	1	0	0	0	6	0	0	.167
2019 STL vs. ATL	0-0	0.00	1	1	0	0	0	0	7.2	4	0	0	0	0	2	0	8	0	0	.148
<b>D.S. TOTALS</b>	<b>2-0</b>	<b>2.89</b>	<b>13</b>	<b>7</b>	<b>1</b>	<b>3</b>	<b>0</b>	<b>1</b>	<b>53.0</b>	<b>48</b>	<b>17</b>	<b>17</b>	<b>7</b>	<b>2</b>	<b>8</b>	<b>0</b>	<b>62</b>	<b>2</b>	<b>0</b>	<b>.239</b>

## LEAGUE CHAMPIONSHIP SERIES RECORD

Year Team	W-L	ERA	G	GS	CG	GF	SHO	SV	IP	H	R	ER	HR	HBP	BB	IBB	SO	WP	BK	BA
2006 STL vs. NY	0-0	0.00	3	0	0	3	0	2	3.0	2	0	0	0	0	1	0	4	0	0	.182
2011 STL vs. MIL	Injured - Did Not Pitch																			
2012 STL vs. SF	1-0	1.29	1	1	0	0	0	0	7.0	4	1	1	1	0	0	0	5	0	0	.160
2013 STL vs. LAD	0-1	2.57	1	1	0	0	0	0	7.0	6	2	2	0	0	0	0	5	0	0	.231
2014 STL vs. SF	0-1	3.09	2	2	0	0	0	0	11.2	10	5	4	1	0	5	0	9	0	0	.227
2019 STL vs. WSH	0-1	3.00	2	1	0	0	0	0	9.0	9	3	3	1	0	1	1	11	0	0	.265
<b>L.C.S. TOTALS</b>	<b>1-3</b>	<b>2.39</b>	<b>9</b>	<b>5</b>	<b>0</b>	<b>3</b>	<b>0</b>	<b>2</b>	<b>37.2</b>	<b>31</b>	<b>11</b>	<b>10</b>	<b>3</b>	<b>0</b>	<b>7</b>	<b>1</b>	<b>34</b>	<b>0</b>	<b>0</b>	<b>.221</b>

## WORLD SERIES RECORD

Year Team	W-L	ERA	G	GS	CG	GF	SHO	SV	IP	H	R	ER	HR	HBP	BB	IBB	SO	WP	BK	BA
2006 STL vs. DET	1-0	0.00	3	0	0	3	0	1	3.0	2	0	0	0	0	1	0	5	1	0	.182
2011 STL vs. TEX	Injured - Did Not Pitch																			
2013 STL vs. BOS	0-2	4.50	2	2	0	0	0	0	12.0	14	8	6	0	0	2	0	14	0	0	.286
<b>W.S. TOTALS</b>	<b>1-2</b>	<b>3.60</b>	<b>5</b>	<b>2</b>	<b>0</b>	<b>3</b>	<b>0</b>	<b>1</b>	<b>15.0</b>	<b>16</b>	<b>8</b>	<b>6</b>	<b>0</b>	<b>0</b>	<b>3</b>	<b>0</b>	<b>19</b>	<b>1</b>	<b>0</b>	<b>.267</b>

## ALL-STAR GAME RECORD

Year Team	W-L	ERA	G	GS	CG	GF	SHO	SV	IP	H	R	ER	HR	HBP	BB	IBB	SO	WP	BK	BA
2010 National	0-0	0.00	1	0	0	0	0	0	1.0	1	0	0	0	0	1	0	2	0	0	.250
2013 National	Eligible - Did Not Pitch																			
2014 National	0-0	27.00	1	1	0	0	0	0	1.0	3	3	3	1	0	0	0	2	0	0	.500
<b>ALL-STAR TOTALS</b>	<b>0-0</b>	<b>13.50</b>	<b>2</b>	<b>1</b>	<b>0</b>	<b>0</b>	<b>0</b>	<b>0</b>	<b>2.0</b>	<b>4</b>	<b>3</b>	<b>3</b>	<b>1</b>	<b>0</b>	<b>1</b>	<b>0</b>	<b>4</b>	<b>0</b>	<b>0</b>	<b>.400</b>

## REGULAR SEASON FIELDING RECORD

Position	PCT	G	PO	A	E	TC	DP
Pitcher	.983	383	189	272	8	469	26

**Note:** Rawlings Gold Glove award winner: 2009 and 2013.

**2009:** Tied for 1st among MLB pitchers in fielding pct. (1.000)

**2013:** Led N.L. pitchers in total chances (61), fielding pct. (1.000) and double plays (6)

**2014:** Rawlings Gold Glove Award Finalist at pitcher.

**2016:** Rawlings Gold Glove Award Finalist at pitcher. Tied for 1st among MLB pitchers in fielding pct. (1.000).

**2017:** Tied for 1st among MLB pitchers in fielding pct. (1.000)

**2019:** Tied for 1st among MLB pitchers in fielding pct. (1.000)

## REGULAR SEASON BATTING RECORD

Year Team	AVG	G	AB	R	H	2B	3B	HR	RBI	SH	SF	HBP	BB	IBB	SO	SB	CS	GDP	SLG	OBP	E
2019 ST. LOUIS	.160	31	50	6	8	3	0	0	2	6	1	0	2	0	20	0	0	0	.220	.189	0
<b>MAJOR TOTALS</b>	<b>.199</b>	<b>409</b>	<b>685</b>	<b>54</b>	<b>136</b>	<b>37</b>	<b>2</b>	<b>10</b>	<b>71</b>	<b>60</b>	<b>3</b>	<b>0</b>	<b>24</b>	<b>0</b>	<b>224</b>	<b>0</b>	<b>2</b>	<b>9</b>	<b>.302</b>	<b>.225</b>	<b>8</b>

**Note:** 2017: Hillerich & Bradsby Louisville Silver Slugger award winner



## 2019 SEASON HIGHS

**Most IP:** 8.0, 6/2 vs. Chicago Cubs  
**Most Strikeouts:** 10, 5/28 at Philadelphia  
**Most Walks:** 7, 6/2 vs. Chicago Cubs  
**Most Runs Allowed:** 7, 7/19 at Cincinnati  
**Most Hits Allowed:** 12, 9/28 vs. Chicago Cubs  
**Most HRs Allowed:** 4, 9/28 vs. Chicago Cubs  
**Longest Winning Streak:** 5 games, 9/2-9/23  
**Longest Losing Streak:** 2 games, 3x. Last: 6/9-6/26  
**Longest Scoreless Streak:** 16.0 IP, 9/7-9/18

## CAREER HIGHS

**Most IP (Starter):** 9.0, 20 times. Last: 7/16/16 at Miami  
**Most IP (Relief):** 3.0, two times. Last: 5/24/06 at San Francisco  
**Most Strikeouts (Starter):** 12, five times. Last: 5/25/14 at Cincinnati  
**Most Strikeouts (Relief):** 4, 8/30/06 vs. Florida  
**Most Walks (Starter):** 7, 6/2/19 vs. Chicago Cubs  
**Most Walks (Relief):** 2, four times. Last: 7/15/06 vs. LA Dodgers  
**Most Runs Allowed (Starter):** 9, four times. Last: 6/17/17 at Baltimore  
**Most Runs Allowed (Relief):** 4, 8/13/06 at Pittsburgh  
**Most Hits Allowed (Starter):** 12, 5X. Last: 9/28/19 vs. Chicago Cubs  
**Most Hits Allowed (Relief):** 4, three times. Last: 8/13/06 at Pittsburgh  
**Most HRs Allowed:** 4, 9/28/19 vs. Chicago Cubs  
**Longest Winning Streak:** 9, 6/7/08-4/29/09  
**Longest Losing Streak:** 4, 8/18-9/4/10  
**Longest Scoreless Streak:** 26.0 IP, 7/4-27/10  
**Complete Games:** 22. Last: 7/16/16 vs. Miami (9.0 IP)  
**Low-Hit Complete Game:** 1, 5/20/14 vs. Arizona  
**Shutouts:** 10. Last: 7/16/16 vs. Miami  
**10+ Strikeout Games:** 10. Last: 5/28/19 at Philadelphia (10)  
**Last Relief Appearance:** 9/23/17 at Pittsburgh

## CAREER TRANSACTIONS

- Selected by the Atlanta Braves in the first round (29th player overall) of the June, 2000 First-Year Player Draft.
- Acquired by the St. Louis Cardinals along with LHP Ray King and RHP Jason Marquis in exchange for OF J.D. Drew and OF Eli Marrero, December 13, 2003.
- Signed a four-year contract extension with St. Louis that includes two club options, March 20, 2008.
- On St. Louis injured list (right middle finger sprain), June 8 - August 22, 2008; included rehabilitation assignments at Memphis (AAA) and Springfield (AA).
- On St. Louis injured list (right elbow surgery), March 25 - end of season, 2011.
- Signed a five-year contract extension with St. Louis, March 28, 2013.
- On St. Louis injured list (ruptured right Achilles), April 26 - September 29, 2015.
- On St. Louis injured list (mid-back tightness), July 25 - August 5, 2017.
- On St. Louis injured list (right elbow impingement), August 18 - September 18, 2017.
- On St. Louis injured list (left hamstring strain), March 26 - April 4, 2018.
- On St. Louis injured list (right elbow inflammation), April 20 - May 12, 2018; included rehabilitation assignment at Springfield (AA).
- On St. Louis injured list (right elbow inflammation), May 14 - September 9, 2018; included rehabilitation assignments at Palm Beach (A), Springfield (AA) and Memphis (AAA).
- Signed a one-year contract with St. Louis, October 30, 2018.
- On St. Louis injured list (left hamstring strain), June 10-20, 2019.
- Signed a one-year contract with St. Louis, November 13, 2019.

## WAINWRIGHT CAREER HOME RUNS (10)

Date	Opponent	Stadium	Pitcher	Inning	Type	Notes
May 24, 2006	at San Francisco	AT&T Park	Noah Lowry	5th	Solo	First Major League at-bat
Aug. 5, 2007	at Washington	RFK Stadium	Matt Chico	4th	Solo	
April 16, 2008	at Milwaukee	Busch Stadium	Carlos Villanueva	2nd	Solo	Landed in the 2nd deck
May 26, 2009	at Milwaukee	Miller Park	Jeff Suppan	4th	Solo	
Aug. 14, 2009	San Diego	Busch Stadium	Mat Latos	3rd	Solo	
Sept. 5, 2012	New York Mets	Busch Stadium	R.A. Dickey	3rd	Solo	
May 2, 2016	Philadelphia	Busch Stadium	Jeremy Hellickson	4th	3-run	
Aug. 2, 2016	at Cincinnati	Great American Ball Park	Dan Straily	3rd	Solo	
April 21, 2017	at Milwaukee	Miller Park	Wily Peralta	3rd	2-run	
June 1, 2017	Los Angeles Dodgers	Busch Stadium	Brandon McCarthy	2nd	2-run	

## CAREER NOTES

- The 2020 season marks Wainwright's 15th in the Cardinals organization as an active player (2005-10, '12-20), tying Red Schoendienst (1945-56, '61-63), Bob Forsch (1974-88), and Ozzie Smith (1982-96) for 5th-most in franchise history, and 3rd-most by a pitcher behind Jesse Haines (18 years, 1920-37) and Bob Gibson (17 years, 1959-75).
- Among players to appear exclusively as a Cardinal in their career, only Stan Musial (22, 1941-44, '46-63), Bob Gibson (17, 1959-75), and Yadier Molina (17, 2004-20) have been a Cardinal longer than Wainwright.
- Wainwright is tied with Boston's Dustin Pedroia (15 seasons from 2006-20) as the 3rd-longest tenured active Major League player to appear with the same franchise, trailing only Washington's Ryan Zimmerman (16, 2005-20), and teammate Yadier Molina (17, 2004-20).
- Wainwright (August 30, 1981) and Twins pitcher Rich Hill (March 11, 1980) enter the 2020 season as the two oldest active pitchers to have made a start during the 2019 season.
- He and Andrew Miller are the tallest pitchers in franchise history at 6-foot-7.
- Has faced every MLB team except St. Louis in his career.
- Threw a near perfect game on May 20, 2014 vs. Arizona, facing just one over the minimum; pitched a complete game one-hit (Paul Goldschmidt double) shutout as he walked none and struck out nine in the 5-0 win.
- Missed the entire 2011 season after elbow ligament replacement surgery on his right elbow on Feb. 28, 2011.
- His only career appearance at Busch Stadium II was his Major League debut (Sept. 11, 2005 vs. New York Mets), which was caught by Mike Mahoney (his only career game catching Wainwright).

## Teammates with Yadier Molina

- Wainwright and Molina have been a starting battery for 265 career regular season games, most in Cardinals history and 7th-most in Major League history (*since 1908*). Surpassed Bob Gibson & Tim Lincecum's prior record of 198 starts on June 15, 2016.
- The 2020 season marks the 16th (2005-20) Wainwright and Molina have been teammates, most in franchise history ahead of Stan Musial and Red Schoendienst (14 seasons from 1946-56, '61-63).
- The New York Yankees were the last Major League team to feature the same teammates for 16 or more seasons with Mariano Rivera and Derek Jeter (19 seasons; 1993-2013). The Atlanta Braves were the last National League team with John Smoltz and Tom Glavine (16 seasons; 1988-2002, '08), and Smoltz with Chipper Jones (16; 1993-2008).

## St. Louis Cardinals Career Leaders

- Ranks among Cardinals all-time franchise pitching leaders in wins (162, 4th), ERA (3.39, 6th), innings pitched (2,103.2, 6th), winning percentage (.630, 6th), appearances (383, 7th), starts (316, 5th), and strikeouts (1,776, 2nd) (*minimum 1,500 innings pitched*).
- Is one of five Cardinals to make 300 or more career starts, joining Bob Gibson (482), Bob Forsch (401), Jesse Haines (387), and Bill Doak (320).

## AWARDS & HONORS

### World Series Championship

2006: St. Louis

2011: St. Louis (DNP)

### National League All-Star

2010: St. Louis

2013: St. Louis (DNP)

2014: St. Louis (starter)

### Louisville Silver Slugger - Pitcher

2017: St. Louis

### Rawlings National League

#### Gold Glove - Pitcher

2009: St. Louis

2013: St. Louis

### National League Pitcher of the Month

2013: St. Louis - June

2014: St. Louis - September

### National League Pitcher of the Week

2014: St. Louis - May 19-25

### MLBPA Players Choice Outstanding Pitcher

2009: St. Louis

### Hutch Award

2015: St. Louis

### St. Louis BBWAA Darryl Kile Award

2008

### St. Louis BBWAA J.G. Taylor Spink Baseball Man of the Year

2010 (w/ Albert Pujols)

2013 (w/ Matt Carpenter and Yadier Molina)

2014

### St. Louis BBWAA Stockton/Broeg Outstanding Achievement in Baseball

2007

2009 (w/ R. Howard, C. Carpenter, R. Franklin,

Y. Molina, M. Buehrle, Holliday, & C. Maloney)

2016 (w/ Piscotty, M. Carpenter, Gyorko & Molina)

### St. Louis BBWAA Herman/Ostermeier Cardinals Rookie of the Year

2006

### St. Louis BBWAA Bob Bauman Physical Comeback

2012

2015 (with Jaime Garcia)

**AWARDS & HONORS (cont'd)****Roberto Clemente Award Nominee**

2015: St. Louis  
2016: St. Louis  
2017: St. Louis  
2019: St. Louis

**Pacific Coast League Pitcher of the Week**

2005: Memphis (AAA) - August 29-Sept. 4

**All-Star Futures Game Selection**

2002: Myrtle Beach (High-A Braves)

**Gulf Coast League Pitcher of the Week**

2000: Gulf Coast Braves (R) - July 17-23

**CAREER MILESTONES****Major League Debut**

September 11, 2005 vs. New York Mets  
(only career appearance at Busch Stadium II)

**First Major League Strikeout**

April 3, 2006 at Philadelphia  
(8th inning, David Dellucci, looking)

**First Major League Win**

May 9, 2006 vs. Colorado

**First Major League Save**

May 19, 2006 at Kansas City

**First Major League Start**

April 6, 2007 at Houston

**1,000th Major League Strikeout**

June 13, 2013 at New York Mets  
(1st inning, David Wright, looking)

**100th Major League Win**

March 31, 2014 at Cincinnati

**1,500th Major League Strikeout**

April 16, 2017 at New York Yankees  
(1st inning, Jacoby Ellsbury, swinging)

**150th Major League Win**

April 24, 2019 vs. Milwaukee

**2,000th Major League Inning Pitched**

June 9, 2019 at Chicago Cubs

**Hitting****First Major League Hit / Home Run**

May 24, 2006 at San Francisco  
(Noah Lowry, 5th inning, solo)

**Busch Stadium III**

- Is the all-time Busch Stadium III leader in career wins (88), strikeouts (948), appearances (192), starts (161), and innings pitched (1,104.2). Also ranks 4th in ERA (2.83) and win pct. (.652) (*minimum. 200 innings pitched*).
- His career .652 win pct. (88-47) at home ranks 6th among active National League pitchers, while his 88 home wins rank 2nd to only Clayton Kershaw (.721, 93-36 at Dodger Stadium).
- Became the first pitcher to throw 1,000 career innings at Busch Stadium III on Sept. 16, 2018, and the 5th Cardinal to throw 1,000 innings at home stadiums, joining Bill Sherdel (1,087.1 at Sportsman's Park), Jesse Haines (1,554.0 at Sportsman's Park), Bob Gibson (1,182.0 at Busch Stadium II) and Bob Forsch (1,402.1 at Busch Stadium II).
- Needs 52 more strikeouts to reach 1,000 for his career at Busch Stadium III. Would become the 24th pitcher in MLB history to strike out 1,000 batters at a home stadium.

**Career**

- Among active Major League pitchers, ranks 9th in ERA (3.39), 8th in win pct. (.630), 8th in wins (162), 14th in strikeouts (1,776), 4th in complete games (22) and shutouts (10).
- His 74 career road wins rank T3rd all-time in franchise history (Bill Sherdel) and trail only Clayton Kershaw (76) among active National League pitchers.
- He's the first Cardinal since Steve Carlton to have three seasons with 10 or more road wins (Bob Gibson-7). Since 2000, only C.C. Sabathia (5), Justin Verlander (3), Bartolo Colon (3), Roy Halladay (3) Jon Lester (3), and David Price (3) have had three or more seasons of 10+ road wins.
- Since 2010, ranks 2nd in shutouts (10), 3rd in complete games (19), and 10th in wins (116) despite missing the entire 2011 season to injury and most of 2015 and 2018.
- Posted a sub-3.00 ERA in 2009 (2.63), 2010 (2.42), 2013 (2.94) and 2014 (2.38).
- Has two 20-win seasons (2010 & 2014) and two 19-win seasons (2009 & 2013).
- Has recorded 10 double-digit win seasons in his career, tying Bob Forsch for 3rd all-time among Cardinals, and becoming the lone active National League pitcher to do so.
- Recorded three 200+ strikeout seasons (2009, 2010, 2013).
- His career monthly win percentages in July (.788, 26-7) and September (.727, 32-12) are both tops in Cardinals history and rank 3rd-highest all-time in MLB history (*minimum 33 decisions, since 1913*).
- Is one of five Cardinals to win 30 or more career September games, joining Bob Gibson (44), Bill Sherdel (35), Jesse Haines (33) and Bob Forsch (32).

**Defensive Accolades**

- Winner of the 2009 and 2013 Rawlings Gold Glove awards as voted on by National League managers & coaches.
- Has committed one error or fewer in 9 of 10 full seasons (most was 2 in 2007) while recording seasons of perfect fielding percentages in 2009 (56 total chances), 2013 (NL-leading 61 TC), 2016 (41 TC), 2017 (37 TC), and 2019 (32 TC).

## Awards

- In 2014, finished 3rd in the National League Cy Young vote after placing 2nd to Clayton Kershaw in 2013. Also finished 2nd in 2010 behind Roy Halladay.
- Finished 3rd in the 2009 National League Cy Young vote, despite receiving the most first-place votes of any player. His finish was just four points shy of teammate Chris Carpenter for 2nd place and 10 behind Cy Young winner Tim Lincecum (SF Giants) for the second-tightest vote in the history of the award.
- In his first All-Star Game appearance in 2010 in Anaheim, pitched a perfect 7th inning and fanned two in the N.L. win.
- Named to the 2013 N.L. All-Star team by his peers, but did not pitch.
- Selected as the starting pitcher for the National League in the 2014 All-Star Game in Minnesota. It was his third time selected to the All-Star Game, second appearance in the game (2010) and first as the starting pitcher. He was the first Cardinals pitcher to start the All-Star Game since Chris Carpenter in 2005.
- Two-time Comeback Player of the Year (2012 & 2015) and Baseball Man of the Year (2013 & 2014) by St. Louis chapter of BBWAA.
- 2015 recipient of the prestigious Hutch Award, presented annually to the active player who perseveres through adversity.
- 2008 Darryl Kile Award recipient, voted on by teammates.

## Batting

- Winner of the 2017 Louisville Silver Slugger award after leading N.L. pitchers with a .262 average with 11 hits, 11 RBI (T1st) and two home runs.
- Offensively among active Major League pitchers, ranks 1st in career hits (136), RBI (71), doubles (37), total bases (207), runs (54), and extra-base hits (49), 2nd in homers (10), 3rd in batting avg (.199) and OPS (.527), 4th in slugging (.303), T4th in triples (2), 5th in sacrifice hits (60) and walks (24), and 6th in OBP (.225) (*minimum 200 at-bats*).
- Ranks among all-time Cardinals pitchers offensively in hits (7th), RBI (3rd), doubles (6th), total bases (5th), runs (7th), extra-base hits (3rd), homers (3rd), and sacrifice hits (T3rd).
- Is the only active Major League pitcher with multiple 10-plus RBI seasons (2016-17).
- Collected 29 RBI over a two-season span (2016-17), including 27 in games in which he pitched. That RBI total marked the most by a pitcher over two consecutive seasons since Steve Carlton had 28 for the Phillies from 1977-78, and the most by a Cardinals pitcher since Bob Gibson had 29 from 1970-71 (*Elías*).
- Has driven in at least two runs in 15 career starts (St. Louis is 15-0), most among active pitchers (Madison Bumgarner is second with 13). Eight of those starts have come since the beginning of the 2016 season. The last pitcher with at least eight starts of this type over a two-season span was Bob Gibson in 1970-71 (St. Louis 8-0) (*Elías*).

## MOST SEASONS PLAYED WITH ONLY ONE MLB FRANCHISE - ACTIVE

Seasons	Franchise	Tenure
17 <b>Yadier Molina</b>	Cardinals	2004-20
16 Ryan Zimmerman	Nationals	2005-20
15 <b>Adam Wainwright</b>	Cardinals	2005-10, '12-20
15 Dustin Pedroia	Red Sox	2006-20
14 Joey Votto	Reds	2007-20
14 Alex Gordon	Royals	2007-20
14 Ryan Braun	Brewers	2007-20
13 Brett Gardner	Yankees	2008-20
13 Clayton Kershaw	Dodgers	2008-20
12 Elvis Andrus	Rangers	2009-20
12 Buster Posey	Giants	2009-20
11 Carlos Carrasco	Indians	2009-11, '13-20
11 Stephen Strasburg	Nationals	2010-20
11 Kenley Jansen	Dodgers	2010-20
11 Freddie Freeman	Braves	2010-20

## MOST SEASONS PLAYED WITH THE CARDINALS (1892-2020)

Seasons	Position	Tenure
22 Stan Musial	OF, 1B	1941-44, '46-63
18 Jesse Haines	RHP	1920-37
17 Bob Gibson	RHP	1959-75
17 <b>Yadier Molina</b>	<b>C</b>	<b>2004-20</b>
16 Lou Brock	OF	1964-79
15 Red Schoendienst	2B	1945-56, '61-63
15 Bob Forsch	RHP	1974-88
15 Ozzie Smith	SS	1982-96
15 <b>Adam Wainwright</b>	<b>RHP</b>	<b>2005-10, '12-20</b>
14 Bill Sherdel	LHP	1918-30, '32

## MOST SEASONS PLAYED EXCLUSIVELY WITH THE CARDINALS (1892-2020)

Seasons	Position	Tenure
22 Stan Musial	OF, 1B	1941-44, '46-63
17 Bob Gibson	RHP	1959-75
17 <b>Yadier Molina</b>	<b>C</b>	<b>2004-20</b>
15 <b>Adam Wainwright</b>	<b>RHP</b>	<b>2005-10, '12-20</b>
13 Pepper Martin	OF/3B	1928, '30-40, '44
12 Tom Pagnozzi	C	1987-98
11 Terry Moore	OF	1935-42, '46-48
10 Ray Blades	OF	1922-28, '30-32
10 Al Brazle	LHP	1943, '46-54
10 <b>Matt Carpenter</b>	<b>INF/OF</b>	<b>2011-20</b>
9 Mike Shannon	3B/OF	1962-70
9 Whitey Kurowski	3B	1941-49
9 Ernie Orsatti	OF	1927-35

### St. Louis Cardinals Postseason Career

- Has taken part in two World Series (2006, 2013), winning a championship in 2006.
- Has appeared in seven postseasons (2006, 2009, 2012-15, 2019), most by any Cardinals pitcher and tied with Albert Pujols for 2nd in franchise postseason history. Yadier Molina ranks 1st with 10 postseasons.
- Is the Cardinals all-time leader in postseason games pitched (27), strikeouts (115) and fewest walks/9 IP (1.53), while ranking 2nd in innings pitched (105.2) and T5th in saves (4) and wins (4).
- His 115 strikeouts rank 14th all-time in MLB postseason history and 5th among active Major League pitchers.
- During the 2013 postseason, his team-leading 34 strikeouts were one fewer than Bob Gibson's franchise single-postseason record (35) from 1968, tied Detroit's Max Scherzer for most among pitchers during the postseason, and T9th-most in MLB single-postseason history at the time.
- Went 2-0 in the 2013 Division Series vs. Pittsburgh. Pitched a complete game in the Game 5 win, allowing one run on 8 hits in the decisive 6-1 win at Busch Stadium.
- In 2006, earned saves in both the World Series and National League Championship Series clinching wins, and was on the mound for final out in all three postseason series.
- Sent the Cardinals to their 17th World Series after striking out Carlos Beltran (called) to end Game 7 at Shea Stadium.
- Fanned Tigers Brandon Inge (swinging) in World Series Game 5 to clinch the Cardinals 10th World Championship - the first time since 1988 that the WS ended with a strikeout.

### 2019

**NL Ranks:** Wins (14, T6th), walks (64, 9th), percent of pitches taken (57.6%, 2nd), percent of swings put in play (42.7%, 2nd), lowest percent of swings and miss (19.5, 1st).

- Comeback pitcher of the year candidate made 31 starts in 2019, reaching at least 150 innings and 150 strikeouts for first time since 2016 (161 strikeouts in 198.2 IP) while recording his lowest ERA since 2.38 in 2014.
- His 14 wins were his most since winning 20 in 2014. Posted his 10th career double-digit win season, tying Bob Forsch for 3rd all-time among Cardinals, and becoming the lone active National League pitcher to do so.
- Was first Cardinal since Pete Alexander (16 wins in 1928 at age 41) to post 14+ wins at age 38 or older, and first in MLB since Mets Bartolo Colon (15 wins in 2016 at age 43).
- Made 23 starts with Yadier Molina behind the dish. He and Molina have been a starting battery for 265 games, 7th-most all-time in Major League history (since 1908).
- Went 9-4 with a 2.56 ERA (95.0 IP) in 16 starts at Busch Stadium, ranking T4th in the NL in wins and 7th in ERA.
- Received one run of support or fewer in 13 starts and zero runs in seven outings.
- Started the Mexico Series opener in Monterrey, Mexico (4/13), holding the Reds hitless over his first 5.0 innings on before allowing solo home runs in the 6th and 7th innings and being tagged with his first loss of the season, 5-2.
- Reached career win No. 150 on 4/24 vs. Milwaukee to finish a three-game series sweep of the Brewers at Busch Std.

### MOST SEASONS PLAYED WITH ONLY ONE FRANCHISE - MLB HISTORY (1876-2020)

Seasons	Team	Tenure
23 Brooks Robinson	Orioles	1955-77
23 Carl Yastrzemski	Red Sox	1961-83
22 Al Kaline	Tigers	1953-74
<b>22 Stan Musial</b>	<b>Cardinals</b>	<b>1941-44, '46-63</b>
22 Mel Ott	Giants	1926-47
22 Cap Anson	Cubs	1876-97
21 George Brett	Royals	1973-93
21 Walter Johnson	Senators	1907-27
21 Ted Lyons	White Sox	1923-42, '46
21 Cal Ripken Jr.	Orioles	1981-2001
21 Willie Stargell	Pirates	1962-82
20 Luke Appling	White Sox	1930-43, '45-50
20 Craig Biggio	Astros	1988-2007
20 Red Faber	White Sox	1914-33
20 Tony Gwynn	Padres	1982-2001
20 Mel Harder	Indians	1928-47
20 Derek Jeter	Yankees	1995-2014
20 Alan Trammell	Tigers	1977-96
20 Robin Yount	Brewers	1974-93
19 Ernie Banks	Cubs	1953-71
19 Dave Concepción	Reds	1970-88
19 Charlie Gehringer	Tigers	1924-42
19 Chipper Jones	Braves	1993, '95-2012
19 Barry Larkin	Reds	1986-2004
19 Jim Palmer	Orioles	1965-67, '69-84
19 Mariano Rivera	Yankees	1995-2013
19 Lou Whitaker	Tigers	1977-95
19 Ted Williams	Red Sox	1939-42, '46-60
18 Ossie Bluege	Senators	1922-39
18 Roberto Clemente	Pirates	1955-72
18 Bob Feller	Indians	1936-41, '45-56
18 Ed Kranepool	Mets	1962-79
18 Mickey Mantle	Yankees	1951-68
18 Edgar Martínez	Mariners	1987-2004
18 Bill Russell	Dodgers	1969-86
18 Mike Schmidt	Phillies	1972-89
18 Frank White	Royals	1973-90
17 Johnny Bench	Reds	1967-83
17 Frankie Crosetti	Yankees	1932-48
17 Bill Dickey	Yankees	1928-43, '46
17 Jim Gantner	Brewers	1976-92
17 Lou Gehrig	Yankees	1923-39
<b>17 Bob Gibson</b>	<b>Cardinals</b>	<b>1959-75</b>
17 Todd Helton	Rockies	1997-2013
17 Bill Mazeroski	Pirates	1956-72
<b>17 Yadier Molina</b>	<b>Cardinals</b>	<b>2004-20</b>
17 Jorge Posada	Yankees	1995-2011
17 Pie Traynor	Pirates	1920-35, '37
16 Tommy Bridges	Tigers	1930-43, '45-46
16 Whitey Ford	Yankees	1950, '53-67
16 Stan Hack	Cubs	1932-47
16 Carl Hubbell	Giants	1928-43
16 Vern Law	Pirates	1950-51, '54-67
16 Clyde Milan	Senators	1907-22
16 Pee Wee Reese	Dodgers	1940-42, '46-58
16 Jim Rice	Red Sox	1974-89
16 Bernie Williams	Yankees	1991-2006
16 Ryan Zimmerman	Nationals	2005-20
<b>15 Adam Wainwright</b>	<b>Cardinals</b>	<b>2005-10, '12-20</b>



## MAJOR LEAGUE BATTERY MATES

### Top Pitching & Catching Tandems in MLB History (since 1908)

Tandem & Team(s)	Starts
1. Mickey Lolich & Bill Freehan Detroit Tigers (1963-75)	324
2. Warren Spahn & Del Crandall Boston/Milwaukee Braves (1949-63)	316
3. Red Faber & Ray Schalk Chicago White Sox (1914-26)	306
4. Don Drysdale & John Roseboro Brooklyn/Los Angeles Dodgers (1957-67)	283
5. Red Ruffing & Bill Dickey New York Yankees (1930-46)	282
6. Steve Rogers & Gary Carter Montreal Expos (1975-84)	270
7. <b>Adam Wainwright &amp; Yadier Molina</b> <b>St. Louis Cardinals (2005-present)</b>	<b>265</b>
8. Bob Lemon & Jim Hegan Cleveland Indians (1946-57)	264

St. Louis Cardinals	Starts
1. <b>Adam Wainwright &amp; Yadier Molina</b> <b>2005-present</b>	<b>265</b>
2. Bob Gibson & Tim McCarver 1959-69, '73-74	197
3. Bob Forsch & Ted Simmons 1974-80	174
4. <b>Chris Carpenter &amp; Yadier Molina</b> <b>2004-12</b>	<b>158</b>

## MOST SEASONS AS TEAMMATES

St. Louis Cardinals	Seasons
<b>Yadier Molina &amp; Adam Wainwright</b> <b>2005-20</b>	<b>16</b>
Stan Musial & Red Schoendienst 1946-56, 1961-63	14

*\*Wainwright missed the 2011 season due to injury*

### Most recent Major League team with 16 or more seasons:

New York Yankees	Seasons
Mariano Rivera & Derek Jeter 1995-2013	19

### Most recent National League team with 16 or more seasons:

Atlanta Braves	Seasons
John Smoltz & Tom Glavine 1988-2002, 2008	19
John Smoltz & Chipper Jones 1993-2008	19

*\* Jones (1994) and Smoltz (2000) missed seasons due to injuries*

- Struck out a season-high 10 batters in a 4-3 loss at Philadelphia on 5/28. His 10th career double-digit strikeout game and first since May 25, 2014 at Cincinnati (12 K's).
- Helped St. Louis complete a three-game series sweep of the Cubs with 8.0 scoreless IP in a 2-1 win on 6/2 at Busch Std. Walked a career-high 7, but allowed only 2 hits while throwing 126 pitches.
- Reached 2,000 career innings in 6/9 start, becoming the 10th active MLB pitcher and 6th Cardinal to reach that mark in club history (first since Bob Forsch, 1974-88). Andrew Knizner became the 15th different catcher of Wainwright's career that game.
- Missed 10 games (June 10-19) due to a left hamstring strain suffered while running the bases after hitting a double on June 9 at Chicago Cubs.
- After the All-Star break, shared the NL lead in wins (9-3) with Clayton Kershaw and teammate Dakota Hudson (also matching his career-best nine Post ASB wins in 2009).
- Allowed two runs over 6.2 innings for a loss in a 2-0 defeat to Oakland on 8/26 at Busch Stadium in his 300th career start. Marked his 184th career appearance at Busch Stadium III, tying Trevor Rosenthal (2012-17) for most all-time.
- Finished season by going 5-1 with a 2.97 ERA in six September starts, leading NL pitchers in wins during the month.
- Ended season one career win shy of tying Bob Forsch (163) for 3rd all-time in franchise history. Passed Bill Sherdel (1918-30, '32) for 4th in his 7/14 start vs. Arizona.
- Threw his curve ball 35.6% of his total pitches (1,025 of 2,876) in 2019, with the opposition batting .240 (60-250) with five home runs and 74 strikeouts. Only Rays RHP Charlie Morton (37.3%) & Yankees RHP Domingo German (36.1%) threw a higher pct. of curve balls in MLB (min. 2,000 total pitches). (*Statcast*)
- 8.1% of his curve balls (214) were called for strikes, highest in MLB (minimum 2,000 total pitches). (*Statcast*)
- Named the Cardinals nominee for the Roberto Clemente Award for 4th time in his career.

**2019 POSTSEASON:** Was 0-1 with a 1.62 ERA (3 ER/16.2 IP) and 19 strikeouts in three games (two starts) during the Postseason...surpassed Orlando Hernandez (107), Mariano Rivera (110) and John Lackey (114) for 14th place all-time in postseason strikeouts (115)...made one start and threw 7.2 scoreless innings in a no-decision in NLDS Game 3 vs. ATL; struck out eight, tying Jack Flaherty (twice) for the most innings with a postseason career-high of 11 strikeouts, but allowed three runs taking the loss in NLCS Game 2 vs. WSH...his 11 strikeouts ranked 4th all-time in a Cardinals postseason game...the double-digit strikeout figure marked his 3rd career in a postseason game, ranking 2nd in Cardinals history behind Bob Gibson (5) and one of four Cardinals all-time with a 10 K game...his consecutive 7.0-inning starts with eight or more strikeouts marked the first pitcher in Cardinals postseason franchise history to accomplish the feat...joined Bob Gibson (Game 1, 1968 WS) as the only Cardinals to throw 7.0 or more innings, issue one walk or fewer and strike out 11 or more batters.

## 2018

- Made eight starts in an injury-shortened season, four of which came in September.
- Missed a total of 129 games with three stints on the DL: left hamstring strain (3/26-4/4) and right elbow inflammation (4/20-5/12 and 5/14-9/9).
- St. Louis was 4-4 in his starts.
- Pitched at least 6.0 innings on three occasions, and 7.0 innings once (two quality starts).
- Threw his curveball 35.8% of the time (262 of 732 total pitches), limiting the opposition to a .152/.146/.197 slashline.
- Activated on 4/5 and started the Cardinals home opener vs. Arizona (the 5th of his career). Took the loss after tossing 3.2 innings, his second-shortest home Opening Day start (2012 vs. Chicago).
- Passed career 1,900 innings pitched in his 4/11 start vs. Milwaukee, becoming the 15th active pitcher to do so.
- Earned his first win of the season in a 5-3 victory at Chicago (4/17) at Wrigley Field, allowing one unearned run with five strikeouts in 5.0 IP. Temperature at first pitch was 35°.
- Marked his 15th career win vs. the Cubs (T10th all-time in Cardinals history) and his 11th career win at Wrigley Field (3rd all-time in Cardinals history).
- Reached 1907.1 career innings in 4/17 start at CHI, passing Slim Sallee (1905.1) for 6th all-time in franchise history.
- Made six rehab appearances across three levels (8/13-9/1) while recovering from right elbow inflammation. Scattered 12 hits with 23 strikeouts over 17.0 scoreless IP between Palm Beach (High-A) Springfield (AA) and Memphis (AAA).
- Activated from the 60-day injured list (right elbow inflammation) on 9/10 vs. Pittsburgh and made his first start for St. Louis in 121 days. Allowed four runs in 5.0 frames in the Cardinals' 8-7 comeback win.
- Surpassed Todd Worrell (1985-89, '92) with his 349th career game, moving into 8th place all-time in Cardinals history. Struck out Corey Dickerson (swinging) for his 1,600th career strikeout.
- Struck out season-high nine over 6.0 scoreless frames in a 5-0 win over the Dodgers at Busch Stadium on ESPN Sunday Night Baseball (9/16). Pitched 6.0 or more innings in 12 consecutive starts vs. the Dodgers (8/10/07-present), currently T3rd-longest active vs. Los Angeles and trailing Curt Schilling (19) and David Cone (16).
- Became the first pitcher to throw 1,000 career innings at Busch Stadium III on 9/16, and the 5th Cardinal to throw 1,000 innings at home stadiums, joining Bill Sherdel (1,087.1 at Sportsman's Park), Jesse Haines (1,554.0 at Sportsman's Park), Bob Gibson (1,182.0 at Busch Stadium II) and Bob Forsch (1,402.1 at Busch Stadium II).
- Made four September starts, striking out 25 in 22.1 innings while going 1-1 with a 4.84 ERA (Cardinals were 3-1). Despite making fewer September starts than his teammates, finished 3rd on the team in innings and strikeouts.

## CARDINALS ALL-TIME PITCHING LEADERS

Rank	Wins	Tenure
1. Bob Gibson	251	1959-75
2. Jesse Haines	210	1920-37
3. Bob Forsch	163	1974-88
4. <b>Adam Wainwright</b>	<b>162</b>	<b>2005-present</b>
5. Bill Sherdel	153	1967-83

Rank	Innings	Tenure
1. Bob Gibson	3,884.1	1959-75
2. Jesse Haines	3,203.2	1920-37
3. Bob Forsch	2,658.2	1974-88
4. Bill Sherdel	2,450.2	1967-83
5. Bill Doak	2,387.0	1913-1924, '29
6. <b>Adam Wainwright</b>	<b>2,103.2</b>	<b>2005-present</b>

Rank	Starts	Tenure
1. Bob Gibson	482	1959-75
2. Bob Forsch	401	1974-88
3. Jesse Haines	387	1920-37
5. Bill Doak	320	1913-1924, '29
4. <b>Adam Wainwright</b>	<b>316</b>	<b>2005-present</b>

Rank	Games	Tenure
1. Jesse Haines	554	1920-37
2. Bob Gibson	528	1959-75
3. Bill Sherdel	465	1967-83
4. Bob Forsch	455	1974-88
5. Al Brazle	441	1943-54
6. Jason Isringhausen	401	2002-08
7. <b>Adam Wainwright</b>	<b>383</b>	<b>2005-present</b>

Rank	ERA*	Tenure
1. Slim Sallee	2.67	1908-16
2. Harry Brecheen	2.91	1940-52
3. Bob Gibson	2.91	1959-75
4. Bill Doak	2.93	1913-1924, '29
5. Dizzy Dean	2.99	1930-37
6. <b>Adam Wainwright</b>	<b>3.39</b>	<b>2005-present</b>

Rank	Strikeouts	Tenure
1. Bob Gibson	3,117	1959-75
2. <b>Adam Wainwright</b>	<b>1,776</b>	<b>2005-present</b>
3. Dizzy Dean	1,095	1930-37
4. Chris Carpenter	1,085	2004-12
5. Bob Forsch	1,079	1974-88

Rank	Quality Starts	Tenure
1. Bob Gibson	328	1959-75
2. Bob Forsch	229	1974-88
3. Jesse Haines	214	1920-37
4. <b>Adam Wainwright</b>	<b>197</b>	<b>2005-present</b>
5. Bill Doak	190	1913-1924, '29

\* minimum 1,500 innings pitched

### ACTIVE MLB PITCHING LEADERS

Rank	ERA*	Seasons
1. Clayton Kershaw	2.44	2008-19
2. Chris Sale	3.03	2010-19
3. Madison Bumgarner	3.13	2009-19
9. <b>Adam Wainwright</b>	<b>3.39</b>	<b>2005-19</b>

Rank	Wins	Seasons
1. Justin Verlander	225	2005-19
2. Zack Greinke	205	2004-19
3. Jon Lester	190	2006-19
8. <b>Adam Wainwright</b>	<b>162</b>	<b>2005-19</b>

Rank	Win Pct.*	Seasons
1. Clayton Kershaw	.695	2008-19
2. Stephen Strasburg	.659	2008-19
3. Max Scherzer	.656	2008-19
8. <b>Adam Wainwright</b>	<b>.630</b>	<b>2005-19</b>

Rank	Innings	Seasons
1. Justin Verlander	2,982.0	2005-19
2. Zack Greinke	2,872.0	2004-19
3. Felix Hernandez	2,729.2	2005-19
9. <b>Adam Wainwright</b>	<b>2,103.2</b>	<b>2005-19</b>

Rank	Starts	Seasons
1. Justin Verlander	453	2005-19
2. Zack Greinke	447	2004-19
3. Cole Hamels	421	2006-19
12. <b>Adam Wainwright</b>	<b>316</b>	<b>2005-19</b>

Rank	Quality Starts	Seasons
1. Justin Verlander	305	2005-19
2. Zack Greinke	287	2004-19
3. Cole Hamels	268	2006-19
9. <b>Adam Wainwright</b>	<b>197</b>	<b>2005-19</b>

Rank	HR/9 IP*	Seasons
1. Clayton Kershaw	0.68	2008-19
2. <b>Adam Wainwright</b>	<b>0.71</b>	<b>2005-19</b>
3. Gio Gonzalez	0.78	2008-19

Rank	BR/9 IP*	Seasons
1. Clayton Kershaw	9.20	2008-19
2. Chris Sale	9.85	2010-19
3. Max Scherzer	10.21	2008-19
11. <b>Adam Wainwright</b>	<b>11.34</b>	<b>2005-19</b>

Rank	BB/9 IP*	Seasons
1. Jordan Zimmermann	1.92	2009-19
2. Mike Leake	1.98	2010-19
3. Chris Sale	2.07	2010-19
10. <b>Adam Wainwright</b>	<b>2.46</b>	<b>2005-19</b>

Rank	WHIP*	Seasons
1. Clayton Kershaw	1.01	2008-19
2. Chris Sale	1.03	2010-19
3. Max Scherzer	1.09	2008-19
9. <b>Adam Wainwright</b>	<b>1.23</b>	<b>2005-19</b>

\* minimum 1,500 innings pitched

### 2017

- Named NL Louisville Silver Slugger award winner, his first career. Co-led MLB pitchers in RBI (11, Carlos Martínez) and runs scored (7), ranked T2nd in extra-base hits (4) and home runs (2), T4th in doubles (2), and T7th in hits (10).
- Shared the team lead in wins (12) while making 24 appearances (23 starts) during an injury-shortened season.
- Was 8-1 with a 3.08 ERA in 11 home starts (64.1 IP). His .889 home win pct. ranked T2nd in the N.L. Was 5-0 with a 1.16 ERA (31.0 IP/4 ER) in five day starts at home.
- Was one of 12 N.L. pitchers to record a perfect 1.000 fielding percentage (37 total chances).
- Won 10+ games prior to the All-Star Break for the 5th time in his career despite beginning the year with three-straight losses for the the third time (2012, 2016-17) in his career.
- Fanned Jacoby Ellsbury (4/16 at Yankees) for his 1,500th career strikeout; part of a strike-them-out, throw-them-out double play as Yadier Molina nabbed Aaron Hicks attempting to steal second base.
- Joined Bob Gibson as the only Cardinals pitchers in history to reach 1,500 strikeouts.
- Collected career win No. 135 at Milwaukee on 4/21, pushing him past Dizzy Dean (1930, '31-'37) for 6th place on St. Louis all-time leaderboard.
- Matched career-high 4 RBI in win 4/21 at MIL (2nd of career, 9/20/16 at COL), highlighted by go-ahead, 2-run HR into leftfield second deck off Wily Peralta. Also added two-run single for his 19th career 2-hit game (9th all-time among Cards pitchers). The only other Cardinals pitcher with two wins in which he had at least four RBIs was Bob Gibson, (four times) (Elias).
- Picked up 2nd straight win in Game 2 of St. Louis 4/27 doubleheader sweep of Toronto, while passing Harry Brecheen's (1940, '43-'52) 1790.1 innings pitched for 8th all-time in Cards franchise history.
- Was 3-0, 2.64 ERA (30.2 IP) in five May starts, one of five pitchers with perfect win pct (min 4 GS).
- Allowed one run over a 4-start stretch (26.1 IP, 0.34 ERA) from 5/14-6/1 that included a 16.1 IP scoreless streak.
- Had six-game win streak 4/21-6/1 which was tied for the longest win streak in National League at the time.
- Underwent arthroscopic surgery on 10/3 to trim a small piece of cartilage from his right elbow (same procedure following 2014 season).
- For the third straight year, named Cardinals nominee for the Roberto Clemente Award.

### 2016

- Made a team-leading 33 starts, his most since 34 in 2013.
- Ranked among NL leaders in batters faced (847, 5th), innings pitched (198.2, 7th), starts (T3rd), hits (220, 1st) earned runs (102, 1st) and doubles allowed (48, 1st).
- Notched 8th career season with 10 or more wins, tying Bill Sherdel (1920-29) and Bill Doak (1914-22) for 4th-most in Cards history (Bob Gibson leads with 14). Has posted 10 or more wins in each season with 10 or more starts.
- Pitched at least 6.0 innings in 21 of 33 starts, and 18 were quality starts. St. Louis was 22-11.

- Finished 7th among NL pitchers with a 55.6% stolen base rate, allowing five steals in nine attempts.
- Named Rawlings NL Gold Glove Award finalist. Was one of six qualified N.L. pitchers to record a perfect 1.000 fielding percentage (41 total chances).
- Ranked 3rd in the NL in double plays induced (27) and 2nd in GDP/9 IP (1.22).
- Ranked 11th among NL pitchers in fewest HR/9 IP (1.00), yet yielded career-high 22 homers. Did not allow a home run over a nine-start stretch from 6/3-7/21 (66.2 IP), the longest homerless streak by a NL pitcher in 2016.
- Went 5-0 over a seven-start span (4/27-5/28), his five-game win streak tied for the longest by a Cardinal in 2016 (Wacha).
- Allowed seven runs (six earned) over 5.0 IP for a win in St. Louis' 12-10 victory at Angels (5/12), marking his 13th career outing allowing 7+ runs, but first picking up the win. It was also just the 4th time since 1984 a Cardinals starter had allowed 7+ runs and still received the win; since 1931, only teammate Lance Lynn (2013) did so pitching 5.0 innings.
- Went 3-1 with a 1.77 ERA (35.2 IP/ 7 ER) in July, ranking 7th in MLB ERA during the month.
- Was one of 18 NL pitchers to record a complete game shut-out, firing a three-hit shutout (120 pitches) vs. Miami (7/16).
- Posted an 18.0-inning scoreless streak from 7/7-7/21, the longest by a Cardinal in 2016.
- Led MLB pitchers in RBI (18), doubles (7), extra-base hits (10); ranked T1st in triples (1), T3rd in home runs (2) and T6th in hits (13).
- Ten of 13 hits went for extra bases (7 2B, 3B, 2 HR).
- Became first Cardinals pitcher in franchise history to record four three-RBI games in one season, and the first in MLB since Don Newcombe had four in 1955 (Wes Ferrell, 5, 1931, MLB record). His 18 RBI were most by Cards pitcher since Bob Gibson's 19 in 1965 and 1970.
- Hit a three-run triple in 4/27 outing at Arizona, his second career three-bagger (last: 10/2/09 vs. MIL, Braden Looper).
- Doubled and slugged his 7th career home run vs. PHI (5/2), a three-run shot into Big Mac Land. The last Cards pitcher with a homer, double and 3 RBI in a game was Chris Carpenter at Cincinnati (10/1/2009).
- Recorded an extra base hit in four straight plate appearances (triple, home run, double, double) over three-game period (4/27-5/7) to become the second pitcher since 1900 to record an extra-base hit in four consecutive at-bats (Snake Wiltse, Philadelphia A's, 8/10/1901 vs. the Senators, all in one game). (*Elias*)
- Hit a pinch-hit, game-winning, two-run double in the 12th inning of St. Louis' extra-inning 9-3 win over Pittsburgh at PNC Park (6/10).
- With double on 9/5 at PIT, became first pitcher in modern MLB history to produce extra-bases on nine consecutive hits, passing record owned by current teammate Mike Leake, who recorded extra bases on eight straight hits from 2014-15 (with Cincinnati) (*Elias*).
- While earning a win in his start at Colorado (9/20), was 2-for-2 at the plate with a double and career-high 4 RBI. Became the 25th pitcher in Cardinals history with 4+ RBI in a game and most recent since Jake Westbrook (8/31/2011).
- Named the Cardinals nominee for the prestigious Roberto Clemente Award.

### ALL-TIME CARDINALS WITH 1,000 CAREER IP AT HOME STADIUMS

Cardinal	Stadium	Innings
Jesse Haines	Sportsman's Park	1,554.0
Bill Sherdel	Sportsman's Park	1,087.1
Bob Gibson	Busch Stadium II	1,182.0
Bob Forsch	Busch Stadium II	1,402.1
<b>Adam Wainwright</b>	<b>Busch Stadium III</b>	<b>1,104.2</b>

### ACTIVE MLB PITCHERS WITH 1,000 CAREER IP AT HOME STADIUMS

Pitcher	MLB Stadium	Innings
Felix Hernandez	T-Mobile Park	1,422.2
Justin Verlander	Comerica Park	1,249.2
Clayton Kershaw	Dodger Stadium	1,214.1
<b>Adam Wainwright</b>	<b>Busch Stadium III</b>	<b>1,104.2</b>

### PITCHERS IN MLB HISTORY WITH 1,000 CAREER STRIKEOUTS AT A HOME STADIUM

Pitcher	Stadium	Strikeouts
Steve Carlton	Veterans Stadium	1,615
Mickey Lolich	Tiger Stadium	1,536
Walter Johnson	Griffith Stadium	1,516
Don Sutton	Dodger Stadium	1,485
Phil Niekro	Atlanta-Fulton Cty Std	1,442
Nolan Ryan	Angel Stadium	1,397
Clayton Kershaw	Dodger Stadium	1,354
Felix Hernandez	T-Mobile Park	1,348
Tom Seaver	Shea Stadium	1,337
Roger Clemens	Fenway Park	1,332
Chuck Finley	Angel Stadium	1,233
Randy Johnson	Kingdome	1,192
Dazzy Vance	Ebbets Field	1,191
Jim Palmer	Memorial Stadium	1,191
Justin Verlander	Comerica Park	1,154
Juan Marichal	Candlestick Park	1,144
Randy Johnson	Chase Field	1,133
Sam McDowell	Cleveland Stadium	1,119
Fergie Jenkins	Wrigley Field	1,069
Whitey Ford	Yankee Stadium	1,062
Robin Roberts	Shibe/Connie Mack Std	1,047
Tim Wakefield	Fenway Park	1,020
Dwight Gooden	Shea Stadium	1,015
<b>Adam Wainwright</b>	<b>Busch Stadium III</b>	<b>942</b>

### MOST CAREER WINS VS. NL CENTRAL

MLB Rank	W-L	Seasons
1. Greg Maddux	92-40	1994-2008
2. Roy Oswalt	78-42	2001-13
3. Carlos Zambrano	72-47	2001-12
<b>4. Adam Wainwright</b>	<b>71-43</b>	<b>2005-present</b>
5. Tom Glavine	61-37	1994-2008
<b>8. Matt Morris</b>	<b>53-40</b>	<b>1997-2008</b>
<b>9. Chris Carpenter</b>	<b>51-25</b>	<b>2004-12</b>

**ALL-TIME PITCHING LEADERS  
AT BUSCH STADIUM III (2006-19)**

Rank	Wins	Tenure
1. Adam Wainwright	88	2006-10, '12-19
2. Lance Lynn	40	2011-15, '17
3. Jaime Garcia	34	2008, '10-16
4. Chris Carpenter	32	2006-12
5. Michael Wacha	31	2013-19

Rank	Innings	Tenure
1. Adam Wainwright	1,104.2	2006-10, '12-19
2. Kyle Lohse	490.1	2006-15
3. Jaime Garcia	490.0	2008, '10-16
4. Lance Lynn	484.0	2011-15, '17
5. Chris Carpenter	476.1	2006-12

Rank	Starts	Tenure
1. Adam Wainwright	161	2006-10, '12-19
2. Kyle Lohse	78	2006-15
3. Jaime Garcia	77	2008, '10-16
Lance Lynn	77	2011-15, '17
5. Michael Wacha	76	2013-19

Rank	Games	Tenure
1. Adam Wainwright	192	2006-10, '12-19
2. Trevor Rosenthal	184	2012-17
3. Jason Motte	165	2008-12, '14-17
Ryan Franklin	148	2006-11
5. Kevin Siegrist	134	2013-17

Rank	* ERA	Tenure
1. Shelby Miller	2.46	2012-15
2. Miles Mikolas	2.56	2018-present
3. Chris Carpenter	2.61	2006-12
4. Adam Wainwright	2.83	2006-present
5. Lance Lynn	2.85	2011-15, '17

Rank	Strikeouts	Tenure
1. Adam Wainwright	948	2006-10, '12-19
2. Lance Lynn	444	2011-15, '17
3. Carlos Martínez	420	2013-19
4. Jaime Garcia	408	2008, '10-16
5. Michael Wacha	403	2013-19

Rank	* Win Pct.	Tenure
1. Michael Wacha	.689	2013-19
3. Lance Lynn	.667	2011-15, '17
4. Adam Wainwright	.652	2006-present
5. Braden Looper	.629	2006-09

Rank	Quality Starts	Tenure
1. Adam Wainwright	114	2006-10, '12-19
2. Kyle Lohse	52	2006-15
3. Lance Lynn	49	2011-15, '17
2. Chris Carpenter	49	2006-12
3. Jaime Garcia	48	2008, '10-16

\* Minimum 200.0 innings pitched

**2015**

- Made four starts before landing on the injured list with a ruptured right Achilles; injury occurred while batting during his 4/25 start at MIL (top of the 5th).
- Was ranked among the National League leaders with a 1.44 ERA at the time of the injury.
- Missed 142 games before being activated on 9/30, and appearing in relief for one inning, allowing one run
- Marked his first relief outing since Game 5 of the 2006 World Series (10/27/06) and his first regular season relief appearance since 9/30/06 vs. Milwaukee.
- Was the Cardinals Opening Day starting pitcher at Wrigley Field on 4/5 (his 4th career Opening Day start) and hurled 6.0 scoreless innings, five hits, no walks with six strikeouts at Chicago (4/5) on ESPN Sunday Night baseball.
- Made the home opening start at Busch Stadium vs. Milwaukee (4/13) and had a career-high scoreless streak of 27.0 innings snapped, dating back to 9/12/14 vs. Colorado.
- Made his 3rd start of the season on ESPN Sunday Night Baseball 4/19 vs. CIN, tossing 8.0 innings allowing one run in a 2-1 Cardinals win, posting a game time of 2:02, the fastest game of the Cardinals season
- Made three relief appearances over the final five games of the regular season, two scoreless.

**2015 POSTSEASON:** Appeared in the final three games of the DS vs. Chicago...pitched 1.2 scoreless innings in Game 2 loss...allowed a home run to Jorge Soler in Game 3 on his first pitch thrown, a two-run homer as an inherited runner scored...pitched 2.0 IP in the Game 4 loss, retiring all six batters faced.

**2014**

- Finished 3rd in the N.L. Cy Young vote (Clayton Kershaw & Johnny Cueto) and 8th in N.L. MVP vote.
- Started 32 games, marking his 6th career season and 3rd consecutive to start 30 or more games.
- Posted a 20-9 record, his second season with 20 wins (2010); became the first Cardinal since Joaquin Andujar (1984-85) to win 20 games in two different seasons.
- Had 12 starts with 7.0 or more scoreless innings, the most by an MLB pitcher since 1916.
- Among NL leaders, ranked T2nd with 20 wins, 3rd with his 2.38 ERA, 2nd with 227.0 IP, T15th with 179 strikeouts, 2nd with 5 complete games and T1st with 3 shutouts.
- Was one of three N.L. pitchers with a one-hit and a two-hit complete game (Madison Bumgarner & Andrew Cashner).
- Hurled an N.L. co-leading three shutouts, his highest career single-season total.
- Compiled three separate scoreless inning streaks of 20.0 or more.
- His 25.0 inning scoreless streak 4/12-27 ranked 4th longest in N.L.; the streak was snapped on 5/2 at CHI, 1.0 IP shy of his career-high streak of 26.0 scoreless innings
- Joined Lance Lynn as first Cardinal with 175+ strikeouts in three consecutive seasons since Bob Gibson (1970-72).
- Hardest starting pitcher in the N.L. to homer off (0.40 HR/9 IP); had allowed just 7 home runs all season before giving up 3 in his 9/2 start vs. Pittsburgh.



- Ranked 3rd among N.L. pitchers with 1.03 WHIP, 9.56 baserunners/9 IP, and 4th with a 7.30 hits/9 IP.
- Induced 24 double plays ranking T1st among N.L. pitchers and was 7th with 0.95 GDP/9 IP.
- Recorded monthly ERAs under 2.00 four times: April (1.42), June (1.16), July (1.62), September (1.38).
- Ranked T1st in NL with 11 road wins (11-6); 1st in road ERA (1.72).
- Ranked T2nd among MLB pitchers with 13 hits and T3rd with 6 RBI.
- Named to his 3rd All-Star game by vote of N.L. players and was honored as the starting pitcher, the 1st Cardinal since Chris Carpenter in 2005 to draw All-Star Game start (1.0 IP, 3 runs on 3 hits with 2 K's).
- Posted his 100th career win with a 1-0 blanking of the Reds on 3/31 in his 3rd career Opening Day start; worked 7.0 scoreless IP, fanning nine, at Great American Ball Park.
- Joined Darryl Kile, Bob Tewksbury & John Denny as only Cardinals to have won 5 games in a single March/April with win #5 on 4/27 vs. MIL.
- Working on six days rest, threw a near perfect game on 5/20 vs. Arizona, facing just one over the minimum; pitched a complete game, one-hit shutout (Paul Goldschmidt double) as he walked none and struck out nine in the 5-0 win - the one-hit CG was a career low.
- Moved into sole possession of 8th place on the Cardinals all-time wins list (107) with his 5/25 win at Cincinnati.
- Earned N.L. co-Player of the Week honors 5/26 for his 2-0, 0.00 ERA week, leading the N.L. with 21 K's & 17.0 IPs, which included a complete game, 1-hitter (28 BF), season-high 12 strikeout game and a start of 8.0 scoreless IP.
- Was 3-1 with a 1.62 ERA in five July starts, 4th in July ERA among N.L. pitchers.
- Won a season-best five consecutive games over his final five starts, including two complete games.
- Pitched his 5th complete game and second in three starts 9/17 vs. MIL, his MLB-high 3rd CG shutout while throwing 102 pitches and also broke up no-hitter with single in the 6th.
- Named the N.L. Pitcher of the Month for September as his five Sept. wins were T1st in the N.L. and his 1.38 ERA ranked 6th; his 5-0 September record was the first month he'd won 5 or more games with no losses.
- Underwent arthroscopic surgery on 10/24 to trim a small piece of cartilage from his right elbow.

**2014 POSTSEASON:** Made 3 starts in the 2014 postseason and was 0-1 with a 5.63 ERA over 16.0 innings with 14 strikeouts... received a no decision in Game 1 of the National League Division Series at Los Angeles Dodgers, exiting after 4.1 innings allowing 6 runs on a career postseason high 11 hits in a game the Cardinals rallied to win, 10-9...took the loss in Game 1 of the National League Championship Series vs. SF surrendering three runs (2 ER) over 4.2 innings...fired 7.0 strong innings at SF (10/16) in Game 5, allowing two runs on four hits with seven strikeouts in his lowest pitch count of the postseason at 97 pitches.

### MOST STARTS ALL-TIME BY A CARDINAL AFTER TURNING AGE 38 (SINCE 1908)

Cardinals Pitcher	Starts	Season(s)
1. Pete Alexander	96	1926-29
2. Jesse Haines	59	1931-37
3. Bob Gibson	47	1974-75
4. Murry Dickson	40	1956-57
5. Clarence Mitchell	23	1929-30
6. Jim Kaat	17	1980-83
7. Dazzy Vance	15	1933-34
8. Chuck Finley	14	2002
9. Bob Forsch	12	1988
10. Sal Maglie	10	1958
11. Burleigh Grimes	8	1931, '33-34
12. John Smoltz	7	2009
Woody Williams	7	2004
<b>14. Adam Wainwright</b>	<b>6</b>	<b>2019</b>
Jeff Fassero	6	2002-03
Al Brazle	6	1951-54
17. Rick Sutcliffe	5	1994
18. Bill Doak	2	1929
19. Miguel Batista	1	2011
Bob Ewing	1	1912
Troy Percival	1	2007

### OLDEST NL PLAYERS TO APPEAR IN 2019

NL Player	Team(s)	DOB
1. Fernando Rodney	A's/Nationals	3/18/77
2. Rich Hill	Dodgers	3/11/80
3. Erik Kratz	Giants/Rays	6/15/80
4. Pat Neshek	Phillies	9/4/80
5. Rajai Davis	Mets	10/19/80
6. Curtis Granderson	Marlins	3/16/81
7. Ben Zobrist	Cubs	5/26/81
<b>8. Adam Wainwright</b>	<b>Cardinals</b>	<b>8/30/81</b>
9. Ian Kinsler	Padres	6/22/82
<b>10. Yadier Molina</b>	<b>Cardinals</b>	<b>7/13/82</b>

### 2013

- Finished 3rd in NL MVP voting, receiving two 1st place votes.
- Made team-leading 34 starts, tying his career high (2009) and was one of four pitchers in MLB to make 34 starts (T1st).
- Winner of his 2nd career Rawlings Gold Glove award, as he flawlessly handled 61 total chances (1st in N.L.).
- Finished 2nd in the N.L. Cy Young vote (Kershaw)..
- Led MLB in innings (241.2), co-led the NL in wins (19) and shutouts (2), and ranked 2nd in BB/9 IP (1.30), 3rd in strikeouts (219), 6th in HR/9 IP (0.56), and 7th in WHIP (1.07).
- Was 7th in the league with his 2.94 ERA, his 3rd season with a sub-3.00 ERA (2009: 2.63 & 2010: 2.42)
- Walked 35 batters, 3rd-fewest among MLB pitcher w/ 200+ IP (Cliff Lee, 32 in 222.2 IP & Bronson Arroyo, 34 in 202.0).
- Had an MLB-best 5 complete games and T1st with 2 shutouts (Kershaw & J. Zimmermann).
- Selected to his second All-Star Game, voted in by players, but did not make an appearance.

**MOST DOUBLE-DIGIT STRIKEOUT  
GAMES BY A CARDINAL - CAREER**

Rank	Games	Seasons
1. Bob Gibson	74	1959-75
2. Chris Carpenter	14	2004-12
3. Steve Carlton	13	1965-71
4. Matt Morris	10	1997-98, '2000-05
Andy Benes	10	1996-97, 2000-02
<b>Adam Wainwright</b>	<b>10</b>	<b>2005-10, '12-19</b>
<b>Carlos Martínez</b>	<b>10</b>	<b>2013-19</b>
8. Sam Jones	9	1957-58, '63
Lance Lynn	9	2011-15, '17
José DeLeón	9	1988-92
<b>11. Jack Flaherty</b>	<b>8</b>	<b>2017-19</b>
Todd Stottlemyre	8	1996-98
Darryl Kile	8	2000-02
Dizzy Dean	8	1930, '32-37

**DOUBLE-DIGIT WIN SEASONS**

Cardinals Rank	Seasons	Cardinals Tenure
1. Bob Gibson	14	1959-75
2. Jesse Haines	11	1920-37
<b>3. Adam Wainwright</b>	<b>10</b>	<b>2005-10, '12-19</b>
Bob Forsch	10	1974-88

Active MLB Rank	Seasons	MLB Tenure
1. Justin Verlander	13	2005-19
2. Zack Greinke	12	2004-19
3. Jon Lester	11	2006-19
<b>4. Adam Wainwright</b>	<b>10</b>	<b>2005-10, '12-19</b>
Max Scherzer	10	2008-19
Rick Porcello	10	2009-19
Felix Hernandez	10	2005-19

- Moved into 2nd on the all-time Cardinals strikeout list on 9/7, passing Dizzy Dean (1,095); passed Chris Carpenter (1,085) for 3rd on St. Louis' all-time strikeout list (8/23).
- Did not walk a batter in first 34.2 IP to start the season; since 1900, was 2nd-longest STL streak: Slim Sallee in 1913, no walks in 1st 40.0 IP.
- Pitched a CG 4-hit shutout with 12 strikeouts vs. Milwaukee (4/13). Became the first Cardinal since Bob Gibson (6/17/70) to pitch a CG shutout with a strikeout in every inning (tied career high).
- Voted June NL Pitcher of the Month (4-2, 1.77 ERA in 6 GS).
- Recorded 1,000th career strikeout (6/13) at New York Mets (David Wright).
- Was the first NL pitcher to reach 10 wins (6/13 at Mets).
- Won his 15th game with a 3-1 complete game win over ATL (8/23), his 5th CG of the season, 16th career; it was his 50th career win at Busch Stadium III.

**2013 POSTSEASON:** Made 5 starts in the postseason and had a 2-3 record, 2.57 ERA...his 2.57 ERA ranked 2nd among 5-game starters during the postseason (Boston's Jon Lester, 1.56)...led the team with 34 strikeouts, tied for the most among all pitchers (Detroit's Max Scherzer) and T9th-most in MLB single-season history...went 2-0 in the Division Series vs. Pittsburgh, earning the win in both Game 1 and 5...pitched 7.0 innings in Game 1, allowing only 3 hits and one run (solo HR), striking out 9 (0BB)...pitched a complete game in Game 5 win, allowing one run on 8 hits in the decisive 6-1 win...allowed 2 runs on 6 hits (0BB, 5K) in his lone start in the League Championship Series (Game 3), a 3-0 loss at Los Angeles Dodgers...started Game 1 of the World Series at Boston and was charged with the loss, allowing 5 runs (3 ER) in 5.0 IP...also started Game 5 and took the loss, allowing Boston's 3 runs in the 3-1 defeat (7.0IP, 8H, 3R, 10K).



Adam Wainwright celebrates following the final out of his complete game in Game 5, as the Cardinals defeated the Pittsburgh Pirates in the 2013 National League Division Series at Busch Stadium III, October 9, 2013.

## 2012

- His 184 strikeouts led the Cardinals and ranked 13th in the National League.
- Ranked 12th in strikeouts/9.0 IP (8.34), 12th in K/BB ratio (3.54), T16th in wins (14), T2nd in complete games (3) shutouts (2), 6th in ground ball pct (66.0) & in ground ball/fly ball ratio (1.94, and T8th in unearned runs (9).
- Tied for the N.L. lead in home wins (10), going 10-6 with a 3.73 ERA in 17 home starts.
- Made his first start since 9/24/10 on 4/8 at MIL pitching 5.2 innings and allowing three runs in the loss...his first three starts of the season were all under 6.0 innings - the first time in his career ever to have three starts in a row that short; started the season 0-3 for the first time in his career.
- Pitched his best game since coming back from his 2011 surgery on 5/22, throwing a complete game 4-0 shutout over SD; allowed just four hits, walked one and had nine strikeouts.
- Pitched his 2nd complete game of the season 8/4 vs. MIL, allowing five hits and one run, while walking none and striking out seven in the 6-1 win; also had two hits, including the GWinning RBI with an RBI double in the 3rd.
- Threw his 3rd complete game, a five-hit shutout vs. HOU on 8/21, struck out a season-high 12, matching his career high.
- Went 5-1 in August, one of four NL pitchers to post five wins; recorded two of his three complete games in August..
- Hit a solo HR, his 6th career, on 9/5 vs. the Mets.

**2012 POSTSEASON:** Started three games during the playoffs...started Division Series Game 1 vs. Washington and struck out 10 over 5.2 IP allowing a single run but did not get a decision in the 3-2 loss...allowed 6 runs in 2.1 innings in Game 5 start before the team came back for a dramatic 9th inning, 9-7, come-from-behind win...earned win in League Championship Series Game 4 vs. San Francisco; went 7.0 IP and allowed one run on 4 hits, with 5 K's, his first career LCS start.

## 2011

- Season ended during spring training when it was announced he would need elbow ligament replacement surgery.
- Missed the entire season after surgery on his right elbow on 2/28 by team physician, Dr. George Paletta.
- Club exercised the options on his contract (10/14) for both the 2012 and 2013 seasons.

## 2010

- Finished another strong season, leading the majors in several categories while posting his first 20-win season and finishing 2nd behind Roy Halladay in the Cy Young.
- Named to his first All-Star team and threw a scoreless 7th inning while fanning two in the National League win.
- His 2.42 ERA ranked 2nd in the N.L., the 2nd-straight year he finished with an ERA under 3.00.
- Collected 20 wins for the first time in his career, 2nd only to Halladay (21) and had five complete games, also 2nd in the NL.
- Pitched 230.1 innings, 3rd in the N.L. and his 213 strikeouts ranked 4th

- His 213 strikeouts were one more than his previous career high set in 2009 (212) and the most by a Cardinal since Chris Carpenter fanned the same number in 2005.
- Set a then career low with opponents hitting just .224, 7th among N.L. hurlers; was also T7th as opponents batted just .200 with runners in scoring position.
- Recorded 25 quality starts T1st among N.L. pitchers, beginning the season with seven-straight; had a Major League record 28 consecutive quality starts at home that was snapped on 9/4 vs. CIN.
- Went 19-0 when receiving four or more runs of support.
- Was 12-3 with a 1.78 ERA (3rd in N.L.) when pitching at Busch (16 starts); did not lose a home start until 8/18 vs. MIL and tied for Majors lead in home wins.
- His 1.89 day ERA was the lowest among N.L. pitchers, and had an 11-3 record in 15 daytime starts...
- His 8-0 April winning streak in 12 starts dating to 2008 was snapped on 4/24 at SF; it was the longest April winning streak among active pitchers (*Elias*).
- Threw his first career complete-game shutout 6/4 vs. MIL in an 8-0 win, retiring the last 18 batters.
- Earned his 20th win in his last start, 9/24 at CHI; became the 4th Cardinal to record 20 wins under Dave Duncan's watch, joining Chris Carpenter, Matt Morris and Darryl Kile.

## 2009

- Finished 3rd in NL Cy Young award voting and had the most first-place votes in what was the 2nd-tightest race in the history of the award.
- Named the National League's Outstanding Pitcher of the Year by MLBPA Player's Choice Awards.
- Led NL in wins (19) and innings (233.0) in a career-high 34 starts; was first Cardinal to lead league in innings pitched since Joaquin Andujar (261.1 in 1984).
- Was baseball's first pitcher to 16, 17 and 18 wins.
- His 2.63 ERA was 4th-lowest in the league; 2.05 home ERA ranked 4th and 2.39 night ERA 2nd in the league.
- His team-leading 212 strikeouts ranked 4th in the NL.
- Went 7-7 with a 2.05 ERA in 19 starts at Busch Stadium and 12-1, 3.39 ERA in 15 starts on the road; most road wins since Carpenter in 2005 (12).
- Had a 26-start streak of working at least 6.0 IP snapped on 9/4 at PIT (5.0 IP), the longest Cards streak since Chris Carpenter had 28 games of 6.0 IP or longer from 4/16-9/13/05.
- In his last 27 starts (191.2 IP/48 ER) posted a 2.25 ERA from 5/16 on, a 2.03 ERA if you take away 9/4 start at PIT (6 ER)
- Went 4-1, 1.17 ERA in six July starts and was 11-3 with a 1.90 ERA (128.0 IP/27ER) in 18 starts after July 1.
- Cards were 16-6 in his last 22 starts, scoring two runs or less in four of the six losses.
- Struck out 12 & allowed only one run in 9.0 IP, but took a no-decision in the Cards 2-1 win vs. SF on 7/1; the last pitcher who did not win a game in which he threw at least 9.0 IP, gave up no more than one run and struck out at least 12 batters was Carlos Zambrano, on 7/22/05 in St. Louis.

**2009 POSTSEASON:** Allowed just one run over 8.0 IP in Game 2 of the Division Series in Los Angeles...the lone run was a HR from A. Ethier in the 4th inning...left the game with the lead after allowing three hits, one walk and fanning seven in what was an eventual 3-2 loss.

## 2008

- Was 11-3 with a 3.20 ERA in 20 starts during an injury-shortened season (Cardinals were 15-5).
- Made three rehab appearances, two at Memphis (AAA) and one at Springfield (AA).
- Tabbed as the team's Opening Day starter 3/31 vs. COL, and pitched 3.0 innings before rain forced a postponement and canceled out a 5-1 lead.
- Was 7-1 with a 2.63 ERA (78.2 IP) in 11 starts at home.
- Was one of just two STL starters to pitch a complete game, doing so 4/26 vs. HOU, a 4-3 win.
- Forced out of his start on 6/7 at HOU after 5.0 IP with a sprain to his right middle finger; placed on the disabled list and missed 65 games (6/8-8/22).
- Went 5-0, 3.35 ERA (40.1 IP/15 ER) with 15 walks and 29 strikeouts in seven starts after coming off the DL.

## 2007

- After a successful season as a reliever, converted back to a starter and was one of team's most consistent and reliable.
- Led the Cardinals with 136 strikeouts, while his 14 wins were the most ever by a Cardinal in their initial season in a starting role.

- With his start on 9/19 vs. Philadelphia, became the first Cardinal to start 30 games in his first season as a starter since teammate Rick Ankiel (2000).
- Cardinals won 19 of his 32 games started, tops among the team's starting rotation.
- Went 2-1 with a 1.87 ERA (33.2 IP / 7 ER) over his last five starts at Busch Stadium.
- Batted .290 and was 3-for-5 (.600) as a pinch hitter.
- Started the inaugural Civil Rights exhibition game on 3/31 at AutoZone Park in Memphis and earned the win vs. Cleveland.
- Made his first major league start on 4/6 at Houston and earned a 4-2 win.
- Posted his first CG effort 8/10 vs. Los Angeles (NL), throwing 121 pitches, in 2-1 loss; Dodgers' James Loney touched him for a 2-run shot in 9th inning with the score knotted at 0-0; his first HR allowed in 6+ starts (47.0 IP).

## 2006

- Rookie opened the season on a MLB roster for the first time in his career and spent his first full season in the Majors.
- Led all St. Louis relievers with 23 Holds & 72 strikeouts.
- Ranked among NL rookie pitching leaders in ERA (3.12), opponent BA (.230) and games pitched (61).
- Had 72 strikeouts in 75.0 IP & 20 multi-K games.
- Recorded each of the team's two saves (9/27 vs. SD & 9/30 vs. MIL) after Jason Isringhausen went down with injury (9/5).



Yadier Molina and Adam Wainwright celebrate by jumping into each others arms following the final out of Game 5, as the Cardinals defeated the Detroit Tigers to capture the 2006 World Series title at Busch Stadium III on October 27, 2006.



- Earned his first Major League win 5/9 vs. Colorado, tossing a perfect 8th inning.
- Picked up first career save 5/19 at KC as he walked the first batter then retired eight straight.
- Earned the win 5/24 at SF and homered on the first pitch of his 1st career at-bat, joining Hoyt Wilhelm (NY Giants, 1952) and John Montefusco (SF Giants, 1974) as only relievers to hit their first home run and gain win in the same game.

**2006 POSTSEASON:** In his first postseason action went 1-0 with four saves while working 9.2 scoreless IP with 15 strikeouts...earned saves in both World Series and NLCS clinching wins and was on the mound for final out in all three postseason series...closed out all three Cardinals wins in the Division Series against San Diego ...worked 1.1 IP, striking out two, to end Game 1 and gained his first save in Game 2 at SD with 1.1 IP, fanning two...worked the final inning in series clinching DS Game 4...induced two groundouts to close out the win in LCS Game 2...picked up first save of LCS in Game 5 by striking out the final batter in the 8th with two on and retired the side in the 9th...his 2nd save of the NLCS came in series clinching Game 7; in the 9th inning allowed back-to-back singles before retiring the next two...he then walked Paul LoDuca to load the bases before retiring Carlos Beltran (called 3rd strike) to send the team to its 17th World Series...recorded final out in the 9th inning of WS Game 2 with a K...picked up the win in WS Game 4 with 1.2 IP, his first win of the postseason...fanned Tigers Brandon Inge in WS Game 5 to clinch the Cardinals 10th World Championship - the first time since 1988 that the WS ended with a strikeout.

## 2005

- Earned his first taste of Major League action after going 10-10 with a 4.40 ERA in 29 starts for Memphis (AAA).
- Led the Pacific Coast League with 182.0 IP and ranked 2nd with 147 strikeouts; his 10 wins ranked T-5th in the league.
- His 29 starts tied the club record (Larry Luebbers, 1998) and matched the PCL high.
- Also led the PCL in hits allowed (204), at-bats against (724), total batters faced (793) and wild pitches (12).
- Named PCL Pitcher of the Week for final week of the season.
- Recalled prior to 9/6 game and made his Major League debut on 9/11 vs. New York Mets, allowing a single to his first batter faced (Kazuo Matsui) and a three-run home run (Victor Diaz) in 1.0 IP.
- Marked his only career appearance at Busch Stadium II which was caught by Mike Mahoney (his only career game catching Wainwright).

## MINOR LEAGUE HIGHLIGHTS

- In his first year with St. Louis organization in 2004, his first Triple-A season started strong before elbow discomfort forced him to discontinue throwing in June.
- Returned to action during the Arizona Fall League season, appearing in four games with Mesa Solar Sox.
- Named the Greenville Braves 2003 Pitcher of the Year with a 10-8 record and a 3.37 ERA in 27 starts, where he was managed by current Braves manager Brian Snitker
- Earned league Pitcher of the Week honors for 8/22-8/28.
- Pitching for Class-A Myrtle Beach, led the 2002 Carolina League with 167 strikeouts in 163.1 IP...named the top prospect in the Braves organization by *Baseball America*.
- Threw a scoreless 4th inning with a strikeout for the USA squad in the MLB All-Star Futures Game in Milwaukee.
- Named the Braves 2001 organization's top pitching prospect (#2 overall) by *Baseball America* and *Baseball Weekly*.
- Led the organization with 184 strikeouts, breaking Macon's record and leading the South Atlantic League
- 2001 SAL "Best Pitching Prospect" by *Baseball America*.
- His 28 starts tied a team record and his 164.2 innings pitched were third most in Macon Braves history.
- Recorded one walk for every 3.83 strikeouts on the season, the 13th-best single-season ratio in Macon team history.
- Named 2000 GCL Braves Pitcher of Year in first pro season.
- *Baseball America* rated him the 7th-best prospect in the Atlanta system and top prospect in the Appalachian League following the season.
- Named GCL Player of the Week for the 7/17-7/23 period.

## BACKGROUND/PERSONAL

- He and his wife, Jenny, reside in St. Simons Island, Ga., with their four daughters, Baylie Grace (9/10/06), Morgan Addison (10/22/08), Macy James (11/11/11) and Sadee Faith (12/28/15) and son, Caleb Adam (2/8/19), who was legally adopted on 4/25/19.
- Graduated in 2000 from Glynn Academy in Brunswick, Ga.
- Named the 2000 Gatorade Player of the Year in Georgia, when he was also an All-State selection in football.
- As a football player, was named All-State as a place kicker and All-Region as a wide receiver in 1999.
- Signed a college letter of intent to play baseball at Georgia Tech University.
- Originally selected by Atlanta in the first round (29th overall) in the June, 2000 First-Year Player Draft.
- Voted by his teammates as recipient of the 2008 Darryl Kile award.
- Signed the largest contract for a pitcher in franchise history on March 28, 2013, when he inked a five-year deal that carried him through the 2018 season.
- Signed one-year free agent deals for the 2019 and 2020 seasons.
- Hobbies include gardening, golf, and fishing.



## Philanthropic Efforts

- Four-time Cardinals nominee for the Roberto Clemente Award (2015-17, 2019), recognizing a player from each MLB club who best represents the game of Baseball through extraordinary character, community involvement, philanthropy and positive contributions, both on and off the field.
- Through his charity, Big League Impact, Adam currently works with over two dozen players to bring their charitable aspirations to life. At the end of 2019, approximately \$4.5 million was raised by 150 players to benefit 60 charities.
- He and his older brother Trey formed Waino's World, Inc. in 2013, a non-profit fantasy football charity league in which more than \$110,000 was raised for St. Louis area food bank Operation Food Search and international clean water engineering organization Water Mission.
- In 2014, the charity was renamed Big League Impact, which is a 501 (c)(3) nonprofit organization whose mission is to save lives, restore dignity and instill hope in our local communities and around the globe.
- In 2014, six Fantasy Football leagues were launched by Wainwright, David Wright, Max Scherzer, Freddie Freeman, Justin Masterson and Skip Schumaker, collectively raising more than \$450,000 to benefit 20 non-profit organizations.
- Expanded to eight cities in 2015, raising over \$500,000 and passed the \$1,000,000 mark in total funds raised.
- Big League Impact and its community of professional athletes, actors, musicians, and other public figures have raised over \$3,000,000 for charitable causes and foundations through events ranging from annual Fantasy Football Leagues to karaoke sing-offs, March Madness Brackets, Digital Fantasy Contests, Dave & Buster's game nights, and donations from local philanthropists.
- On mission trips to Ethiopia, Haiti and Honduras, Adam identified a need for water and invested to provide sustainable aid.

- In Honduras, Big League Impact funded the construction of a clean water system servicing over 15,000 people.
- His trip to Ethiopia led to the purchase of an 11-acre plot that is now the site of a clinic and a dairy and crop farm.
- Partnered with Crisis Aid International to feed children in Africa who would have died of starvation. When he learned the organization cared for sex trafficking victims, Big League Impact provided aid to give victims a new opportunity.
- BLI and Food for the Hungry created Striking out Poverty to meet the needs of underserved communities. Global Ambassador Roberto Clemente Jr. works with BLI to provide aid across the Dominican Republic. In 2018, 11 players raised over \$218,000 to fund baseball fields, water systems, farms and food programs.
- In 2017, launched the Striking Out Poverty initiative with Food for the Hungry, the first March Madness Bracket Challenge, and a karaoke event that raised nearly \$50,000.
- In 2018, Big League Impact oversaw 25 player-led initiatives that cleared the \$3,000,000 mark of total raised, and inked an official partnership with Yahoo Fantasy Sports—becoming its official charitable partner.
- BLI also hosted its first three Dave & Buster's game nights in Minneapolis, St. Louis, and Seattle, bringing out dozens of Big Leaguers who competed with fans while playing video game, skee-ball, and pop-a-shot basketball tournaments.
- In 2019, created the ALL WIN fundraising campaign to provide healthy meals across the St. Louis region. Funds generated by teammates and fans allowed Crisis Aid to feed 200 families for a year in South St. Louis as well as help Operation Food Search create a rural meals program.
- In 2019, Adam and country musician Garth Brooks established a partnership between their foundations on the Home Plate Program, to provide meals for children across all MLB Club markets.



(L-R) Jack Flaherty, Adam Wainwright, Blues hockey player Pat Maroon, and Michael Wacha at the 2019 Big League Impact Fantasy Football draft at Busch Stadium III, August 30, 2019.



# TYLER WEBB

# 30

HEIGHT	WEIGHT	BATS/THROWS	BIRTH DATE	ML SERVICE
6-5	240	L/L	7/20/1990	1.076

**FULL NAME:** Jon Tyler Webb

**BORN:** Nassawadox, Virginia

**OPENING DAY AGE:** 29 (Turns 30 on July 20)

**BECAME CARDINAL:** Claimed off waivers from the San Diego Padres, June 29, 2018

**CONTRACT STATUS:** Signed through 2020

**MLB DEBUT:** June 24, 2017 vs. Texas

## PITCHER



## COMPLETE RECORD

Year	Team	W-L	ERA	G	GS	CG	GF	SHO	SV	IP	H	R	ER	HR	HBP	BB	IBB	SO	WP	BK	BA
2013	Charleston	3-1	3.86	16	0	0	6	0	2	30.1	24	14	13	4	1	6	0	40	0	0	.216
	Staten Island	0-0	0.00	4	0	0	3	0	1	5.0	0	0	0	0	0	2	0	8	0	0	.000
2014	Scranton/W-B	2-0	4.05	17	0	0	4	0	1	20.0	17	10	9	3	0	7	0	26	2	0	.221
	Trenton	1-6	4.04	23	0	0	9	0	7	35.2	35	16	16	2	3	14	2	51	4	0	.255
	Tampa	0-0	2.77	8	0	0	7	0	4	13.0	7	4	4	0	1	1	0	17	1	0	.152
2015	Scranton/W-B	2-3	2.84	25	0	0	7	0	2	38.0	40	18	12	4	0	11	0	41	1	0	.261
2016	Scranton/W-B	4-3	3.59	36	5	0	9	0	1	72.2	67	31	29	5	0	23	0	82	3	1	.245
2017	New York (AL)	0-0	4.50	7	0	0	2	0	0	6.0	3	3	3	1	0	4	0	5	0	0	.158
	Milwaukee	0-0	9.00	2	0	0	1	0	0	2.0	6	2	2	1	0	1	1	3	0	0	.500
	Scranton/W-B	3-1	3.24	21	0	0	6	0	1	33.1	33	12	12	3	2	3	0	47	1	0	.250
	Colorado Springs	1-2	6.48	17	0	0	5	0	0	16.2	21	12	12	4	0	7	0	17	1	0	.318
2018	San Diego	0-1	12.60	4	0	0	1	0	0	5.0	6	7	7	2	0	3	0	4	0	0	.286
	ST. LOUIS	0-0	1.76	18	0	0	4	0	0	15.1	16	8	3	1	1	6	2	11	0	0	.276
	El Paso	1-1	2.05	19	0	0	5	0	0	22.0	20	6	5	1	0	8	1	28	1	0	.244
	Memphis	0-0	2.29	11	1	0	1	0	0	19.2	9	5	5	1	0	4	0	21	0	0	.143
2019	ST. LOUIS	2-1	3.76	65	0	0	11	0	1	55.0	33	23	23	7	2	23	3	48	2	0	.172
	Memphis	0-1	2.70	5	0	0	1	0	0	6.2	7	3	2	0	1	2	0	5	1	0	.280
<b>MINOR TOTALS</b>		<b>17-18</b>	<b>3.42</b>	<b>202</b>	<b>6</b>	<b>0</b>	<b>63</b>	<b>0</b>	<b>19</b>	<b>313.0</b>	<b>280</b>	<b>131</b>	<b>119</b>	<b>27</b>	<b>8</b>	<b>88</b>	<b>3</b>	<b>383</b>	<b>15</b>	<b>1</b>	<b>.237</b>
<b>MAJOR TOTALS</b>		<b>2-2</b>	<b>4.10</b>	<b>96</b>	<b>0</b>	<b>0</b>	<b>19</b>	<b>0</b>	<b>1</b>	<b>83.1</b>	<b>64</b>	<b>43</b>	<b>38</b>	<b>12</b>	<b>3</b>	<b>37</b>	<b>6</b>	<b>71</b>	<b>2</b>	<b>0</b>	<b>.212</b>

**Note:** Major League Uniform Numbers Worn: 36 (2017), 50 (2017), 39 (2017), 40 (2018), 30 (2018-present).

## DIVISION SERIES RECORD

Year	Team	W-L	ERA	G	GS	CG	GF	SHO	SV	IP	H	R	ER	HR	HBP	BB	IBB	SO	WP	BK	BA
2019	STL vs. ATL	0-0	4.50	3	0	0	1	0	0	2.0	2	2	1	0	1	1	1	4	0	0	.250

## LEAGUE CHAMPIONSHIP SERIES RECORD

Year	Team	W-L	ERA	G	GS	CG	GF	SHO	SV	IP	H	R	ER	HR	HBP	BB	IBB	SO	WP	BK	BA
2019	STL vs. WSH	0-0	6.75	2	0	0	0	0	0	1.1	2	1	1	0	0	0	0	1	0	0	.333

REGULAR SEASON FIELDING RECORD

Position	PCT	G	PO	A	E	TC	DP
Pitcher	1.000	96	10	7	0	17	1

REGULAR SEASON BATTING RECORD

Year Team	AVG	G	AB	R	H	2B	3B	HR	RBI	SH	SF	HBP	BB	IBB	SO	SB	CS	GDP	SLG	OBP	E
2019 ST. LOUIS	.000	65	0	0	0	0	0	0	0	0	0	0	0	0	0	0	0	0	.000	.000	0
MAJOR TOTALS	.000	96	1	0	0	0	0	0	0	0	0	0	0	0	1	0	0	0	.000	.000	0

CAREER TRANSACTIONS

- Selected by the Cincinnati Reds in the 48th round (1,465th overall) of the June 2011 First-Year Player Draft, but did not sign.
- Selected by the New York Yankees in the 10th round (314th overall) of the June 2013 First-Year Player Draft.
- Selected by the Pittsburgh Pirates from the New York Yankees in the Major League portion of the Rule 5 Draft, December 8, 2016.
- Returned to the New York Yankees, April 1, 2017.
- Acquired by the Milwaukee Brewers from the New York Yankees in exchange for 1B Garrett Cooper, July 13, 2017.
- Claimed off waivers by the San Diego Padres, April 14, 2018.
- Claimed off waivers by the St. Louis Cardinals, June 29, 2018.

2019 SEASON HIGHS

**Most IP:** 2.2, 5/17 at Texas  
**Most Strikeouts:** 5, 5/17 at Texas  
**Most Walks:** 3, twice. Last: 5/29 at Philadelphia  
**Most Runs Allowed:** 4, 9/4 vs. San Francisco  
**Most ER Allowed:** 4, 9/4 vs. San Francisco  
**Most Hits Allowed:** 4, 7/6 at San Francisco  
**Most HRs Allowed:** 1, seven times. Last: 9/14 vs. Milwaukee  
**Longest Winning Streak:** 2 games, 8/20-9/22  
**Longest Losing Streak:** 1 game, 5/26  
**Longest Scoreless Streak:** 9.0 IP, 8/3-28

CAREER HIGHS

**Most IP:** 3.0, 4/18/18 vs. Los Angeles Dodgers  
**Most Strikeouts:** 5, 5/17/19 at Texas  
**Most Walks:** 3, three times. Last: 5/29/19 at Philadelphia  
**Most Runs Allowed:** 4, twice. Last: 9/4/19 vs. San Francisco  
**Most ER Allowed:** 4, twice. Last: 9/4/19 vs. San Francisco  
**Most Hits Allowed:** 4, 7/6/19 at San Francisco  
**Most HRs Allowed:** 2, 5/27/18 at Los Angeles Dodgers  
**Longest Winning Streak:** 2 games, 8/20/19-present  
**Longest Losing Streak:** 2 games, 4/17/18-5/26/19  
**Longest Scoreless Streak:** 10.0 IP, 7/29-9/2/18

CAREER NOTES

- Claimed off waivers by the Cardinals in June 2018 and has made 73 relief appearances over the past two seasons.
- Originally drafted by the New York Yankees, who he made his Major League debut with. Also has made Major League appearances with the Milwaukee Brewers and San Diego Padres.
- Has been outstanding in day games holding his opposition to one hit (1-28, .036) during the 2019 season and ranks 9th among all MLB pitchers since his debut in 2017 (min. 30 Day Game app.) with a .160 opp. BA (12-75).
- The first Major League Baseball game he attended in his life was at his Major League debut at Yankee Stadium on June 24, 2017.
- Played college baseball at South Carolina University (2010-13), appearing on the 2010 and 2011 National Championship squads that closed out Rosenblatt Stadium and opened the new TD Ameritrade Park.
- Was a South Carolina teammate (senior) of infielder Max Schrock (freshman) in 2013.

AWARDS & HONORS

**Triple-A National Championship**  
2016: Scranton Wilkes-Barre (AAA)

**International League Championship**  
2016: Scranton Wilkes-Barre (AAA)

**Eastern League Mid-Season All-Star**  
2014: Trenton (AA)

CAREER MILESTONES

**Major League Debut**  
June 24, 2017 vs. Texas

**First Major League Win**  
August 20, 2019 vs. Milwaukee

**First Major League Save**  
June 22, 2019 vs. Los Angeles (AL)

**First Career Strikeout**  
June 24, 2017 vs. Texas  
(8th inning, Rougned Odor, looking)

**2019**

**NL Reliever Ranks:** opponent BA (.172, 3rd), hits/9 IP (5.40, 3rd).

- Appeared in a career-high 65 games, giving the Cardinals two left-handed pitchers (Andrew Miller, 73) with 60 or more appearances for the first time since 2015 (Randy Choate 71 & Kevin Siegrist 81) and the 7th time in club history.
- Allowed one hit in a day game in 2019 (1-for-36, .028 BA, 5 walks, HBP), the lowest opponent BA in day games by a Cardinals pitcher with a minimum of 25 opp. at-bats. Keone Kela of Texas held opponents to 1-for-30 (.033) in day games with the Rangers in 2017 for the previous MLB mark.
- Earned his first Major League save on 6/22 vs. LAA in his 61st career appearance, recording the final out of a 4-2 win after Jordan Hicks exited with a right elbow injury. Became the 6th different Cardinal with a save this season.
- Recorded his first Major League win vs. MIL (8/20) retiring one batter before the Cardinals scored four runs in the bottom of the 6th inning en route to a 9-4 win.
- Pitched on consecutive days 19 times with an 0.49 ERA in those contests with a season-high three consecutive days twice (6/7-9 & 9/20-22). Pitched 5 of 6 days the final week of the season (9/20-22 & 9/24-25).
- Led all left-handed pitchers in MLB in lowest opponent BA (.157) vs. left-handed batters of those with a minimum of 100 total batters faced. Ranked 5th among LHP against right-handed batters (.189).
- Allowed season-high four runs on three hits vs. SF (9/4). Before that game, had allowed only two runs in 17 previous appearances since the All-Star Break (1.17 ERA, 15.1 IP, 6 H, 16 K) limiting opponents to an .115 BA.
- Was unscored upon in his final seven games (6.1 IP) of the season with no base runners allowed.
- Did not allow a base runner in his last 7 appearances & just one hit in his last 11 appearances (1-28, .036).
- Held his opposition to an opponent BA under .200 in April (.174), May (.135), July (.192), August (.154) and September (.125).
- Made four appearances of 2.0 innings or more, all scoreless with a season-high 2.2 at TEX (5/17).
- Had 18 appearances of four outs or more, 16th-most among National League relief pitchers while posting the lowest cumulative ERA in those appearances (0.63) among those with 18 or more, allowing runs in just two appearances.
- Retired one batter in a 10th inning appearance on 9/24 at ARI (26th app. of one out or less; 3rd in NL).
- Earned win (#2) on 9/22 at CHI getting final out in 8th with 2 runners on.

**2019 POSTSEASON:** Made five postseason appearances with three in the Division Series and two in the League Championship Series. Retired his first batter faced in all five appearances. Four of his five appearances were less than an inning, tossing his postseason high 1.0 inning at ATL in Game 2 of the NLDS. Struck out two batters in Game 2 and 4 of the NLDS.

**LEFT-HANDED PITCHERS VS. LH BATTERS  
2019 LOWEST BATTING AVERAGE**

MLB Rank	Team	Opponent BA	(H-AB)
1. Tyler Webb	STL	.157	(16-102)
2. Alex Young	ARI	.167	(15-90)
3. Josh Osich	CWS	.171	(19-111)
4. Adam Kolarek	TB-LAD	.178	(19-107)
5. Aaron Bummer	CWS	.178	(16-90)

\* Minimum 100 Total Batters Faced

**LEFT-HANDED PITCHERS VS. RH BATTERS  
2019 LOWEST BATTING AVERAGE**

MLB Rank	Team	Opponent BA	(H-AB)
1. Josh Hader	MIL	.158	(32-202)
2. Roenis Elias	SEA-WSH	.181	(25-138)
3. Brad Wieck	SD-CHI	.183	(15-82)
4. Aaron Bummer	CWS	.188	(27-144)
5. Tyler Webb	STL	.189	(17-90)

\* Minimum 100 Total Batters Faced

**LOWEST DAY GAME OPP. BATTING AVERAGE  
MLB HISTORY**

MLB Rank	Team	Opp. BA	(H-AB)
1. Tyler Webb	2019 Cardinals	.028	(1-36)
2. Brandon Workman	2019 Red Sox	.056	(4-72)
3. John Miller	1962 Orioles	.065	(2-31)
4. Jose Valverde	2003 D-Backs	.066	(4-61)
5. Neftali Feliz	2011 Rangers	.067	(4-60)

\* Minimum 35 Total Batters Faced

**2018**

- Was claimed off waivers from San Diego on June 29 and optioned to Memphis (AAA).
- Appeared in a then career-high 22 Major League games in 2018, 18 with St. Louis and four with San Diego.
- Made Cardinals debut (7/29) with 2.0 scoreless IP against the Cubs. Optioned to Memphis (AAA) following the game.
- Did not allow a run in his first eight appearances with St. Louis (7/29-9/2) covering 10.0 innings.
- Did not yield an earned run against N.L. Central opponents in nine appearances (8.0 IP) in 2018.
- Made six appearances against the Dodgers, his most against any opponent in 2018.
- Did not record an out on 9/15 vs. LAD, his first career MLB appearance (26 app.) without recording one.
- Recalled on 9/1 from Memphis (AAA) with RHP Daniel Ponce de Leon and C Carson Kelly (his third stint w/ St. Louis).
- Pitched a career-high 3.0 innings as a member of the Padres vs. LAD (4/18), allowing no runs.
- Received his first career ejection from home plate umpire Adam Hamari at KC (8/12) after a hit by pitch of batter Jorge Bonifacio following two strikeouts in the bottom of the 9th inning.
- Appeared in 30 games between El Paso (SD) and Memphis (STL); 1-1 record with a 2.16 ERA in 41.2 IP with 49 strikeouts.

- Made one spot start for Memphis vs. Colorado Springs (7/22), pitching 3.2 scoreless innings in a no decision; his first start since 2016 while with Scranton Wilkes-Barre.
- Held opposition scoreless in 9-of-11 appearances with Memphis.
- Stymied right-handed batters at Memphis allowing just three singles and an .073 BA (3-41) with 16 strikeouts.

## 2017

- Was returned to the Yankees by Plttsburgh (4/1) after being selected in the Rule 5 Draft in December 2016.
- Made his Major League debut vs. TEX (6/24) pitching 1.1 scoreless innings and recorded his first strikeout, getting Rougned Odor looking in the 8th inning.
- Began the season at Triple-A Scranton/Wilkes-Barre, where he went 3-1 with a 3.24 ERA and one save in 21 relief appearances.
- Contract was purchased by the Yankees on June 22.
- Went 0-0 with a 4.50 ERA in seven relief appearances with the Yankees pitching on consecutive days twice in his first four appearances.
- Was traded to Milwaukee on 7/13 in exchange for 1B Garrett Cooper following the Yankees series with the Brewers heading into the All-Star Break.
- Made two relief appearances with the Brewers allowing runs in back-to-back appearances and was optioned to Colorado Springs (AAA) on 7/18.

## 2016

- Pitched the entire season at Scranton/Wilkes-Barre (AAA) leading the team with 36 appearances and ranked second on the team with 82 strikeouts.
- Started five games, his first starting action in professional baseball. Was 0-1 with a 6.38 ERA as a starter and 4-2 with a 2.65 ERA in 31 relief appearances.
- First professional start was at Norfolk (5/28) tossing 4.0 scoreless innings of two-hit ball matching his career-high of six strikeouts.
- Struck out at least one batter in 33-of-36 games.
- Tied his career-high with six strikeouts twice (4/21 vs. Buffalo & 5/28 at Norfolk).
- Made three relief appearances in the International League playoffs striking out seven batters in 4.0 innings allowing two runs.
- Was selected by the Pittsburgh Pirates in the Rule 5 Draft at the December Winter Meetings.

## 2015

- Made 25 relief appearances through June 23 and was not scored upon over his final seven appearances (10.1 IP) of the regular season before an injury ended his season.
- Was placed on the 7-day disabled list (6/24-9/28) with a strained tendon in his index finger causing him to miss the final two months of the minor league season.
- Pitched for Surprise in the Arizona Fall League making nine appearances posting a 2-0 record with a 5.84 ERA over 12.1 innings with 12 strikeouts.

## 2014

- Advanced three levels to Triple-A Scranton Wilkes-Barre in his first full professional season.
- Posted career-high marks in appearances (48), saves (12), innings pitched (68.2) and strikeouts (94). Combined to go 3-6 with a 3.80 ERA.
- Began the season in Tampa (A) and made eight appearances in April before a promotion to Trenton (AA).
- Named to the Eastern League All-Star Team striking out both batters he faced in the game.
- Was promoted to Scranton/W-B and made his first appearance at Triple-A two days after the Eastern League All-Star Game. Finished out the season with 17 appearances for the RailRiders.
- Led all Yankees minor league pitchers with a 12.32 strikeout/9 IP ratio (min. 60.0 IP).
- Tied his career-high with six strikeouts in 2.1 innings vs. Richmond (6/11).

## 2013

- In his first professional season, made 20 appearances between Staten Island (A) and Charleston-SC (A) combining for a 3-1 record and 3.31 ERA with three saves.
- Made four scoreless relief appearances in Staten Island before being promoted to Charleston. Recorded a save in his professional debut vs. Brooklyn (6/17), just eight days after his final college appearance.
- Struck out at least one batter in 19-of-20 appearances with a season-high of six over 3.0 innings at Asheville (8/24).
- Made 12 appearances of 2.0 innings or more.

## BACKGROUND/PERSONAL

- Graduated from Northampton (Va.) High School where he lettered in baseball and was rated the No. 6 high school player in Virginia.
- Pitched for the University of South Carolina compiling a career record of 15-7 in 110 appearances with 20 saves over his four-year career.
- Played on the 2010 and 2011 National Championship squads which closed out Rosenblatt Stadium and opened the new TD Ameritrade Park.
- Left South Carolina as the school leader with 110 career appearances. Ranked T-7th in NCAA Division 1 with 17 saves in 2013.
- Was a teammate of current Cardinals infielder Max Schrock on the 2013 South Carolina team.
- His father, Kirk, pitched for Old Dominion University.
- Lists photography as one his hobbies.
- He and his wife, Lauren, reside in Columbia, South Carolina.





# KODI WHITLEY

# 90

HEIGHT	WEIGHT	BATS/THROWS	BIRTH DATE	ML SERVICE
6-3	220	R/R	2/21/1995	0.000

**FULL NAME:** Kodi James Whitley

**BORN:** Clayton, North Carolina

**OPENING DAY AGE:** 25

**BECAME CARDINAL:** Selected in the 27th round (814th overall) of the June, 2017 First-Year Player Draft

**CONTRACT STATUS:** Signed through 2020

**PITCHER (NON-ROSTER)**



## COMPLETE RECORD

Year	Team	W-L	ERA	G	GS	CG	GF	SHO	SV	IP	H	R	ER	HR	HBP	BB	IBB	SO	WP	BK	BA
2017	Palm Beach	0-0	0.00	1	0	0	0	0	0	3.0	1	0	0	0	0	1	0	3	0	0	.100
	Cardinals	0-0	1.84	12	0	0	7	0	2	14.2	15	4	3	0	1	3	1	19	2	0	.283
2018	Peoria	4-2	2.51	41	2	0	24	0	9	71.2	67	25	20	2	2	26	0	68	3	0	.248
2019	Memphis	2-0	1.52	16	0	0	6	0	2	23.2	21	5	4	0	0	4	0	27	1	0	.233
	Springfield	1-4	1.83	31	0	0	21	0	7	39.1	31	14	8	3	1	13	2	46	3	0	.208
	Palm Beach	0-0	0.00	3	0	0	0	0	0	4.1	1	0	0	0	0	2	0	5	0	0	.077
<b>MINOR TOTALS</b>		<b>7-6</b>	<b>2.01</b>	<b>104</b>	<b>2</b>	<b>0</b>	<b>58</b>	<b>0</b>	<b>20</b>	<b>156.2</b>	<b>136</b>	<b>48</b>	<b>35</b>	<b>5</b>	<b>4</b>	<b>49</b>	<b>3</b>	<b>168</b>	<b>9</b>	<b>0</b>	<b>.232</b>

## CAREER NOTES

- Enters the 2020 season ranked as the No. 18 prospect in the Cardinals organization by *Baseball America*.
- Leads all Cardinals minor league pitchers with 18 saves over the past two seasons (2018-19).
- 2019 Arizona Fall League saves leader.
- Has allowed only five home runs to 646 total batters faced in his minor league career.
- Has a career ERA of 1.33 from June-Sept. (101.1 IP) and a 3.25 ERA in April-May (55.1 IP).

## 2019

- Appeared in a career-high 50 games between Palm Beach (A), Springfield (AA) and Memphis (AAA), going 3-4 with a 1.60 ERA (67.1 IP) and 78 strikeouts (10.4 K/9 IP).
- Led Cardinals minor league pitchers with eight Holds, while ranking 4th with 50 appearances and T-2nd with nine saves.
- Recorded four outs or more in 25-of-50 appearances with 14 appearances of 2.0 or more innings.
- Struck out a career-high seven batters over a season-high 2.2 innings vs. Tulsa (5/30).
- Hurled eight consecutive scoreless appearances (7/27-8/17) compiling 12.2 innings.
- Led the Arizona Fall League with four saves while pitching for Glendale. Made nine appearances with an 0-1 record and 1.65 ERA striking out 13 over 11.0 innings, including at least one strikeout in each game.

## 2018

- Pitched the entire season in Peoria (A), ranking T-8th in the Midwest League in both appearances (41) and saves (9).
- Ranked T-4th among Cardinals minor leaguers in saves (9).
- Made three postseason appearances in the Midwest League playoffs and was 1-0 with 5.0 scoreless innings in three appearances, locking down 2-of-3 save opportunities.

## 2017

- Appeared in 12 games for the GCL Cardinals (R) in his first professional season and made one appearance in Palm Beach (A), tossing 3.0 scoreless innings with three strikeouts.
- Did not allow a home run to 68 total batters faced.

## BACKGROUND/PERSONAL

- Graduated from Cleveland High School in Johnston County, N.C., where he was a High Honors graduate and National Honor Society member. Made All-Conference his sophomore through senior seasons in baseball.
- Played college baseball at the University of Mount Olive (NC), posting a 15-6 mark with a 3.54 ERA in 33 career appearances. Was the 2014 Conference Carolinas Freshman of the Year and an All-First Team Selection.
- Missed his entire junior season and most of his senior season at Mount Olive due to Tommy John surgery.
- Resides in Clayton, North Carolina.



# MATT WIETERS

32

(WEE-ters)

HEIGHT	WEIGHT	BATS/THROWS	BIRTH DATE	ML SERVICE
6-5	235	S/R	5/21/1986	10.129

**FULL NAME:** Matt Richard Wieters

**BORN:** Goose Creek, South Carolina

**OPENING DAY AGE:** 33 (Turns 34 on May 21)

**BECAME CARDINAL:** Signed as a minor league free agent, February 27, 2019.

**CONTRACT STATUS:** Signed through 2020

**MLB DEBUT:** May 29, 2009 vs. Detroit

CATCHER



## COMPLETE RECORD

Year	Team	AVG	G	AB	R	H	2B	3B	HR	RBI	SH	SF	HBP	BB	IBB	SO	SB	CS	GDP	SLG	OBP	E
2008	Bowie	.365	61	208	41	76	14	2	12	51	0	3	1	38	3	29	1	0	9	.625	.460	3
	Frederick	.345	69	229	48	79	8	0	15	40	1	4	2	44	5	47	1	2	6	.576	.448	6
2009	Baltimore	.288	96	354	35	102	15	1	9	43	0	2	1	28	2	86	0	0	11	.412	.340	5
	Norfolk	.305	39	141	25	43	9	2	5	30	0	2	0	20	1	30	0	0	6	.504	.387	1
2010	Baltimore	.249	130	446	37	111	22	1	11	55	0	7	2	47	7	94	0	1	13	.377	.319	5
	Norfolk	.262	139	500	72	131	28	0	22	68	0	1	2	48	3	84	1	0	16	.450	.328	5
2012	Baltimore	.249	144	526	67	131	27	1	23	83	0	3	4	60	4	112	3	0	17	.435	.329	10
2013	Baltimore	.235	148	523	59	123	29	0	22	79	1	*12	0	43	5	104	2	0	7	.417	.287	3
2014	Baltimore	.308	26	104	13	32	5	0	5	18	0	2	0	6	0	19	0	1	1	.500	.339	1
2015	Baltimore	.267	75	258	24	69	14	1	8	25	0	3	0	21	0	67	0	0	4	.422	.319	5
	Norfolk#	.600	2	5	2	3	0	0	1	1	0	0	0	1	0	0	0	0	0	1.200	.667	0
	Bowie#	.182	3	11	1	2	0	0	0	2	0	1	0	1	0	0	0	0	0	.182	.231	0
2016	Baltimore	.243	124	423	48	103	17	1	17	66	1	3	5	32	1	85	1	0	10	.409	.302	11
2017	Washington	.225	123	422	43	95	20	0	10	52	0	4	1	38	4	94	1	0	14	.344	.288	8
2018	Washington	.238	76	235	24	56	8	0	8	30	1	2	3	30	3	45	0	1	5	.374	.330	3
	Harrisburg#	.167	2	6	0	1	1	0	0	1	0	0	0	1	0	2	0	0	0	.333	.286	0
	Potomac#	.250	1	4	1	1	0	0	0	0	0	0	0	0	0	1	0	0	0	.250	.250	0
2019	ST. LOUIS	.214	67	168	15	36	4	0	11	27	0	2	1	12	0	47	1	1	3	.435	.268	2
MINOR TOTALS		.339	177	604	118	205	32	4	33	125	1	10	3	105	9	109	2	2	21	.570	.434	10
MAJOR TOTALS		.250	1148	3959	437	989	189	5	146	546	3	41	19	365	29	837	9	4	101	.411	.313	58

\* Led League

# Injury Rehabilitation Assignment

**Note:** Major League Uniform Numbers Worn: 15 (2009), 32 (2010-present).

## REGULAR SEASON FIELDING RECORD

Position	PCT	G	PO	A	E	TC	DP	PB	CS	ATT	PCT	P-OFF
Catcher	.993	1057	7578	426	58	8062	73	28	211	651	32.4	11
First Base	1.000	4	26	1	0	27	4					

**Note:** Rawlings Gold Glove Award winner: 2011, 2012

**2009:** Led AL catchers in double plays (12).

**2011:** Led AL catchers in double plays (14).

**2012:** Led AL catchers in games (134), innings (1188.2), total chances (1056), putouts (994) and errors (10).

**2013:** Led AL catchers in games (140), innings (1201.0), total chances (1082), putouts (1021).

**2016:** Led AL catchers in errors (11).

## WILD CARD RECORD

Year Team	AVG	G	AB	R	H	2B	3B	HR	RBI	SH	SF	HBP	BB	IBB	SO	SB	CS	GDP	SLG	OBP	E
2012 BAL at TEX	.000	1	4	0	0	0	0	0	0	0	0	0	0	0	2	0	0	0	.000	.000	0
2016 BAL at TOR	.000	1	4	0	0	0	0	0	0	0	0	0	0	0	2	0	0	0	.000	.000	0
W.C. TOTALS	.000	2	8	0	0	0	0	0	0	0	0	0	0	0	4	0	0	0	.000	.000	0

## DIVISION SERIES RECORD

Year Team	AVG	G	AB	R	H	2B	3B	HR	RBI	SH	SF	HBP	BB	IBB	SO	SB	CS	GDP	SLG	OBP	E
2012 BAL vs. NYY	.150	5	20	2	3	1	0	0	0	0	0	0	2	0	2	0	0	0	.200	.227	0
2017 WSH vs. CHI	.143	5	14	2	2	0	0	0	0	0	0	2	2	0	4	0	0	0	.143	.333	2
2019 STL vs. ATL	.000	1	1	0	0	0	0	0	0	0	0	0	0	0	0	0	0	0	.000	.000	0
<b>D.S. TOTALS</b>	<b>.143</b>	<b>11</b>	<b>35</b>	<b>4</b>	<b>5</b>	<b>1</b>	<b>0</b>	<b>0</b>	<b>0</b>	<b>0</b>	<b>0</b>	<b>2</b>	<b>4</b>	<b>0</b>	<b>6</b>	<b>0</b>	<b>0</b>	<b>0</b>	<b>.171</b>	<b>.268</b>	<b>2</b>

## LEAGUE CHAMPIONSHIP SERIES RECORD

Year Team	AVG	G	AB	R	H	2B	3B	HR	RBI	SH	SF	HBP	BB	IBB	SO	SB	CS	GDP	SLG	OBP	E
2019 STL vs. WSH	.000	2	2	0	0	0	0	0	0	0	0	0	0	0	1	0	0	0	.000	.000	0

## ALL-STAR GAME RECORD

Year Team	AVG	G	AB	R	H	2B	3B	HR	RBI	SH	SF	HBP	BB	IBB	SO	SB	CS	GDP	SLG	OBP	E
2011 American	.000	1	1	0	0	0	0	0	0	0	0	0	0	0	0	0	0	0	.000	.000	0
2012 American	.000	1	2	0	0	0	0	0	0	0	0	0	0	0	0	0	0	0	.000	.000	0
2014 American	DID NOT PLAY																				
2016 American	.000	1	2	0	0	0	0	0	0	0	0	0	0	0	2	0	0	0	.000	.000	0
<b>ALL-STAR TOTALS</b>	<b>.000</b>	<b>3</b>	<b>5</b>	<b>0</b>	<b>0</b>	<b>0</b>	<b>0</b>	<b>0</b>	<b>0</b>	<b>0</b>	<b>0</b>	<b>0</b>	<b>0</b>	<b>0</b>	<b>2</b>	<b>0</b>	<b>0</b>	<b>0</b>	<b>.000</b>	<b>.000</b>	<b>0</b>

## 2019 SEASON HIGHS

**Most Hits:** 2, eight times. Last: 8/1 vs. Chicago Cubs  
**Most Runs:** 2, twice. Last: 7/18 at Cincinnati  
**Most 2Bs:** 1, four times. Last: 7/31 vs. Chicago Cubs  
**Most HRs:** 1, 11 times. Last: 9/18 vs. Washington  
**Most RBI:** 3, twice. Last: 8/1 vs. Chicago Cubs  
**Most BBs:** 1, 12 times. Last: 9/21 at Chicago Cubs  
**Most SBs:** 1, 4/11 vs. Los Angeles Dodgers  
**Longest Hitting Streak:** 4 games, 6/29-7/5

## CAREER HIGHS

**Most Hits:** 5, 8/14/16 at San Francisco.  
**Most Runs:** 3, five times. Last: 9/10/16 at Detroit.  
**Most 2Bs:** 3, 5/26/13 at Toronto.  
**Most HRs:** 2, eight times. Last: 4/30/17 vs. New York Mets.  
**Most RBI:** 5, six times. Last: 8/6/17 at Chicago Cubs.  
**Most BBs:** 4, twice. Last: 10/3/15 vs. New York Yankees.  
**Most SBs:** 2, 8/4/12 at Tampa Bay.  
**Longest Hitting Streak:** 11 games, twice. Last: 5/8-24/17.  
**Extra Inning HRs:** 5. Last: 6/30/19 at San Diego (Wieck)  
**Grand Slams:** 3. Last: 8/6/17 at Chicago Cubs (Edwards)  
**Multi-HR Games:** 8. Last: 4/30/17 vs. New York Mets (Smoker)  
**Game Ending HRs:** 4. Last: 7/27/15 vs. Atlanta (Avilan)  
**Pinch-Hit HRs:** 1. Last: 9/18/19 vs. Washington (Scherzer)

## CAREER TRANSACTIONS

- Selected by Baltimore Orioles in the 1st round (5th overall) of the June, 2007 First-Year Player Draft.
- On Baltimore injured list (strained right hamstring), July 10-24, 2010.
- On Baltimore injured list (right elbow surgery), May 11, 2014 - end of the regular season.
- On Baltimore injured list (right elbow surgery), March 27-June 4, 2015; included injury rehabilitation assignments to Norfolk (AAA) and Bowie (AA).
- On Baltimore Paternity Leave List, August 20-22, 2016.
- Signed by Washington Nationals as a free agent, February 24, 2017.
- On Washington injured list (strained left oblique), April 2-11, 2018.
- On Washington injured list (strained left hamstring), May 11-July 9, 2018; included injury rehabilitation assignments to Harrisburg (AA) and Potomac (A).
- Signed by St. Louis Cardinals as a minor league free agent, February 27, 2019.
- Re-signed by St. Louis Cardinals as a free agent, January 22, 2020.

## CAREER NOTES

- Re-signed by the Cardinals in January 2020 after playing 2019 season with them. Previously played eight seasons for his drafting team the Baltimore Orioles and two seasons (2017-18) with the Washington Nationals.
- Enters the 2020 season 11 hits shy of 1,000 for his career. Would become the 9th switch-hitting catcher in MLB history to reach 1,000 career hits.
- Four-time Major League Baseball All-Star (2011, 2012, 2014, 2016).
- Two-time Rawlings Gold Glove winner (2011, 2012).
- Has hit four walk-off home runs, eight multi-home run games, three grand slams, five extra inning home runs and one pinch-hit home run in his career.
- Of his 146 career home runs, 97 have been hit off right-handed pitchers and 49 off left-handed pitchers.
- Ranks T-6th all-time among catchers with four walk-off home runs.
- His 146 career HR's rank 6th all-time among switch-hitting catchers and 44th all-time among switch-hitters overall.
- Has nine career walk-off RBI with his most recent vs. BAL (5/10/17) with an RBI single off Brad Brach to score Bryce Harper.
- Has the 2nd-fewest passed balls (28) among all-time catchers with a minimum of 7,500 innings played, trailing only Buster Posey (25).
- Has thrown out 32.4% (211 CS/651 SB ATT) of attempted base stealers in his career.
- Posted three straight 20 HR seasons from 2011-13. Ranks T-3rd among active catchers with three 20 HR seasons trailing only Yasmani Grandal (4) and Salvador Pérez (4).
- His 140 home runs while playing catcher ranks 3rd among active catchers behind Russell Martin (188) and Yadier Molina (154). Has hit 146 career home runs total and ranks 8th among active switch-hitters.
- Has caught 1,057 career games, ranking 7th among active catchers and his 812 as an Oriole ranked 4th in franchise history.
- Led American League catchers in innings played, total chances and putouts in 2012 and 2013.
- Ranks 7th among active catchers in opponent stolen base success rate (70.1%), trailing Yadier Molina (63.6), Martín Maldonado (67.7), Rene Rivera (68.0), JT Realmuto (68.0), Salvador Pérez (68.2) and Yan Gomes (68.8).
- MLB debut came after only 169 minor league games.
- Was the 10th first round draft pick out of Georgia Tech and the 3rd-highest draft pick trailing C Joey Bart (2nd overall pick, 2018) and RHP Kevin Brown (4th overall pick, 1986), while tied with 1B Mark Teixeira (5th overall pick, 2001).

## 2019

- Started 41 games at catcher in 2019, most by a Cardinals catcher other than Yadier Molina since Jason LaRue started 44 games in 2008.
- Threw out 42.1% (8 CS/19 SB ATT) of attempted base stealers.

## AWARDS & HONORS

### American League All-Star

2016: Baltimore  
2014: Baltimore  
2012: Baltimore  
2011: Baltimore

### Rawlings Gold Glove

2012: Baltimore  
2011: Baltimore

### Arizona Fall League: All-Prospect Team

2008: Surprise

### MLBPAA Heart and Hustle

#### Award Nomination

2011: Baltimore

### Baseball America Major League

#### All-Rookie Team

2009: Baltimore

### Baseball America Minor League

#### Player of the Year

2008: Frederick (A)

### MiLB.com Minor League

#### Offensive Player of the Year

2008: Bowie (AA)

### Baseball America Minor League All-Star

2008: Frederick (A)

### Carolina League Mid-Season All-Star

2008: Frederick (A)

### Carolina League Player of the Week

2008: Frederick (A) - April 8-14

2008: Frederick (A) - May 6-12

## CAREER MILESTONES

### Major League Debut

May 29, 2009 vs. Detroit

### First Major League Hit

May 30, 2009 vs. Detroit  
(5th inning, triple, off Justin Verlander)

### First Major League Home Run

June 17, 2009 vs. New York Mets  
(2nd inning, 2-run HR, off Tim Lincecum)

### 100th Career Major League Home Run

September 30, 2015 vs. Toronto  
(8th inning, 2-run HR, off Steve Delabar)

### FEWEST PASSED BALLS AMONG ALL-TIME MAJOR LEAGUE CATCHERS

MLB Rank	Passed Balls	Seasons
1. Buster Posey	25	2009-19
2. <b>Matt Wieters</b>	<b>28</b>	<b>2009-19</b>
3. Dan Wilson	42	1992-2005
4. Carlos Ruiz	48	2006-17
5. Jonathan Lucroy	50	2010-19
6. Charles Johnson	52	1994-2005
Miguel Montero	52	2006-18
8. Sherm Lollar	53	1946-63
9. Paul Lo Duca	55	1998-2008
10. Mike Matheny	60	1994-2006
Del Crandall	60	1949-66

*Minimum 7,500 innings caught*

### MOST 20-HOME RUN SEASONS AMONG ACTIVE MAJOR LEAGUE CATCHERS

MLB Rank	HR Seasons	Years
1. Salvador Perez	4	2015-18
Yasmani Grandal	4	2016-19
2. Gary Sanchez	3	2016-17, '19
Mike Zunino	3	2014, '17-18
Russell Martin	3	2012, '15-16
Carlos Santana	3	2011, '13-14
<b>Matt Wieters</b>	<b>3</b>	<b>2011-13</b>

### MOST HOME RUNS AS AN ACTIVE MAJOR LEAGUE CATCHER

MLB Rank	HR	Seasons
1. Russell Martin	191	2012, '15-19
2. <b>Yadier Molina</b>	<b>156</b>	<b>2004-19</b>
3. <b>Matt Wieters</b>	<b>146</b>	<b>2009-19</b>
4. Yasmani Grandal	141	2012-19
Salvador Perez	141	2011-18
Chris Iannetta	141	2006-19

### MOST HOME RUNS AS AN ACTIVE MAJOR LEAGUE SWITCH HITTER

MLB Rank	HR	Seasons
1. Carlos Santana	232	2010-19
2. Kendrys Morales	213	2006-19
3. Justin Smoak	191	2010-19
4. Asdrubal Cabrera	180	2007-19
5. Ben Zobrist	167	2006-19
6. Neil Walker	149	2009-19
7. Pablo Sandoval	148	2008-19
8. <b>Matt Wieters</b>	<b>146</b>	<b>2009-19</b>

- Appeared in 54 games with the Cardinals defensively, posting a 31-23 record (.574) in those games.
- Averaged a home run per every 15.27 at-bats, his highest season mark and best since 2014 with Baltimore (20.80).
- Ranked T11th among National League catchers with 10 home runs (hit 1 HR as a pinch-hitter). Led Cardinals catchers with 11 home runs overall.
- His 11 HR were most by STL switch-hitting catcher since Ted Simmons hit 21 in 1980.
- Hit 10 of his 11 home runs on two-strike counts, 3rd-most on the Cardinals (Goldschmidt 17, Ozuna 12) and T-4th most among MLB switch-hitters. Had hit the 10 HR facing five pitches or more and the only other was hit on the first pitch.
- Hit his first career pinch-hit home run, a two-run shot, off former Nationals teammate Max Scherzer, vs. WSH (9/18).
- Finished the season 11 hits shy of 1,000 for his career. Would become the 9th switch-hitting catcher in MLB history to reach 1,000 career hits.
- Hit a go-ahead two-run HR in the 11th inning at SD (6/30), his 5th career extra inning home run and first since 11th inning walkoff HR vs. ATL on 7/27/15 (w/ BAL). It was the first HR hit in extra innings by a Cardinal in San Diego since Jack Clark went yard off Goose Gossage in the 10th inning on 7/19/87 at Jack Murphy Stadium.
- Led the Cardinals with 8 runners caught stealing, T13th among National League catchers.
- Caught a season-high 2 attempted base stealers vs. PIT (7/16), his first game with multiple runners caught stealing since 5/7/18 at SD.
- Batted No. 4 at ARI (9/25) becoming the first Cards catcher to start and bat No. 4 besides Yadier Molina since Todd Zeile (8/12/1990).
- Exited game vs. CIN (8/31[2]) with tightness in left calf in 7th inn.; did not see game action again until a pinch-hit appearance vs. WSH 9/18 (2-run PH HR).
- Co-led National League catchers with five home runs in July, was T2nd with three go-ahead RBI & T3rd with seven XBH.
- Beat out his first infield single of the season vs. PIT (8/9) for the game-tying RBI in the 4th inning.
- Surpassed his 2018 HR total (8 HR/76 G) in just 43 games.
- Hit safely in 7 of his first 8 starts (.379; 11-29, 9 RBI).
- Posted 3 straight multi-hit games (5/22-5/30) with a home run in back-to-back games (5/29-5/30).
- Hit his first three home runs of the season vs. PHI. Started 5/29-5/30 at PHI and went 4-for-7 with 2 HR, double and a walk.
- Achieved 10,000 years MLB service on May 9.
- Hit first home run as a Cardinal vs. PHI (5/7), which was also his first career HR at Busch Stadium.
- In his first start as a member of the Cardinals, tallied a season-high 3 RBI vs. LAD (4/11) and stole his first base since 2017.
- Batted .304 (7-23) against N.L. East opponents with five of his seven hits for extra bases (4 HR, double).
- Batted .214 on two-strike counts, the 2nd-highest single-season mark of his career (2014 w/BAL, .225, 9-40).



**2019 POSTSEASON:** Appeared in three postseason games, all as a pinch-hitter and was 0-for-3. Played in his first career LCS, coming against his former team, the Nationals.

## 2018

- Missed a total of 57 games on the 10-day injured list twice during the season for a left oblique strain (4/2-11, 8 games) and a left hamstring strain (5/11-7/9, 49 games).
- Threw out 29.3% (12 CS/41 SB ATT) of attempted base stealers. Ranked 10th among National League catchers with 12 runners caught stealing.
- Recorded his 500th career RBI vs. CIN (8/3).
- Homered in consecutive games twice (4/14-15 & 9/22-24).
- Ranked T-3rd among National League catchers with 23 RBI post All-Star Break and 5th in home runs with five.

## 2017

- Was the 25th player to play for both Baltimore and Washington.
- In his first season in Washington, helped guide a pitching staff that ranked third in the National League in ERA (3.88) and strikeouts (1,457).
- Ranked among NL catchers in hits (7th, 95), RBI (8th, 52), and doubles (9th, 20).
- Was the ninth of 10 Nationals players to hit 10+ homers in 2017.
- Opened the season strong at the plate, hitting .301 (22-for-73) with five doubles, four homers, 12 RBI, 11 walks and 10 runs scored in 21 April games.
- From Opening Day through 8/15, hit .302 (26-for-86) with three doubles, three homers and 38 RBI with runners in scoring position.
- Recorded his eighth career multi-HR game on 4/30 vs. New York (NL).
- Clubbed his third career grand slam on 8/6 at Chicago Cubs off Carl Edwards Jr.

**2017 POSTSEASON:** Batted .143 (2-14) with two walks in five games in the National League Divisional Series against the Cubs.

## 2016

- Earned his fourth All-Star nod in his first full season since 2013.
- Hit .243 with 17 doubles, one triple, 17 home runs, 66 RBI, 32 walks and 48 runs scored in 124 games.
- Posted a 31.7% caught stealing percentage, his best mark since 2013 and outpaced his career-average of 30.4%.
- Finished T-3rd on the team with 10 game-winning RBI.
- Posted his seventh career multi-homer game on 10/2 at New York (AL).
- Registered a career-high tying five RBI for the fifth time on 9/10 at Detroit.
- Logged a career-high five hits on 8/14 at San Francisco. Became the first Baltimore catcher with five hits since Bob Melvin (6/15/91 at Toronto).
- Hit his second career Eutaw Street home run in the fourth inning on 6/25 vs. Tampa Bay

**2016 POSTSEASON:** Started at catcher and went 0-4 in Baltimore's 5-2 loss to the Blue Jays in the American League Wild Card game.

## 2015

- Began the season on the disabled list...Was placed on the 15-day disabled list (retroactive to 3/27) on 4/5 (rehabilitation from "Tommy John" surgery).
- Transferred to the 60-day DL on May 10 and was reinstated from the 60-day DL on 6/5.
- Hit his 100th career home run on 9/30 vs. Toronto.
- Made his second career start at first base on 8/1 vs. Detroit (first time at 1B since 8/21/11 at Los Angeles Angels).
- Slugged his fourth career walk-off home run in the bottom of the 11th inning on July 27 vs. Atlanta. Three of his four walk-off home runs have come in extra-innings (seven career walk-off hits).
- According to the Elias Sports Bureau, hit four game-ending homers for the Orioles, including one in each of the last three seasons. Joined Frank Robinson (1968-71), Brooks Robinson (1969-72), and Larry Sheets (1986-88) as the only Orioles (since 1954) to do so.

## 2014

- Named an American League All-Star starter for the first time (third All-Star team) despite not playing after 5/10.
- Placed on the disabled list on 5/11 with a right elbow strain. Underwent "Tommy John" surgery on 6/17 and was transferred to the 60-day DL on 8/13
- Was batting .308/.339/.500 through 26 games before his injury (10 multi-hit games).
- Hit his third career walk-off home run on 5/1 vs. Pittsburgh, a 10th inning blast to give the Orioles a 6-5 win. It was his sixth career walk-off hit.

## 2013

- Became the first Orioles catcher in club history with three consecutive seasons of 20-plus home runs.
- Played in a career-high 148 games.
- Led American League catchers in games (140), at-bats (496), home runs (21), and RBI (76), was second in runs (58) and hits (121), and third in doubles (29) and slugging (.429).
- Set career highs in games (148) and doubles (29) and defensive career highs in games caught (140), innings caught (1201.0), and total chances (1021).
- His 33.3% caught stealing rate and 22 runners caught stealing ranked second in the AL.
- Hit a 10th-inning walk-off grand slam (second career grand slam) on 4/18 vs. Tampa Bay (Gomes).
- Had a game-ending caught stealing of Kelly Johnson on 8/21 vs. Tampa Bay.

**2012**

- Was named to his second American League All-Star team and took home his second career Gold Glove, setting then-career-highs in games (144), at-bats (526), home runs (23), RBI (83), and walks (60).
- Led American League catchers in games caught (134), putouts (994), was second in caught stealing (32), and third in caught stealing percent-age (38.6). Recorded his third multi-home run game of the season on 9/16 at Oakland.
- Recorded three caught stealings on 8/25 vs. Toronto, the 14th time three base runners had been caught stealing in a game for the Orioles (first since 8/10/88).
- Became first Orioles catcher with two stolen bases in a game since J. Oates (6/10/72) when he did it 8/4 at Tampa Bay.
- Hit his first career grand slam (second two-home run game, also 7/26/10 at Toronto).

**2012 POSTSEASON:** Went 0-for-4 in the Orioles 5-1 win at Texas in the AL Wild Card Game...batted .150 (3-for-20) in five games of the ALDS vs. New York.

**2011**

- Named to his first All-Star game and won his first career Rawlings Gold Glove Award with a .995 fielding percentage, which tied for the AL lead among catchers. Became the first Orioles catcher to win a Gold Glove.
- Led AL catchers (min. 90 games) with a caught stealing rate of 37 percent.
- Led AL catchers in runs (68), was second in hits (126), doubles (27) and home runs (20), third in RBI (66) and OPS (.774), and fourth in walks (47).
- Ranked second among AL catchers in innings (1,150) and games (132).
- Improved his AB/HR ratio from 34.5 in the first half of the season to 16.0 in the second half, hitting 14 of his 22 homers after the break.
- Made his first Major League start at first base on 8/21 at LAA.
- Reached base safely a career-high five times (double and four walks) on 8/23 at Minnesota
- Homered in three straight games vs. Tampa Bay, 9/12-9/14.

**2010**

- In his first full MLB season, hit .249 with 22 doubles, one triple, 11 homers, 55 RBI, 47 walks and 37 runs scored in 130 games.
- Hit seven of his 11 home runs against AL East foes, including three at Yankee Stadium.
- Finished fifth on the team with 34 extra-base hits and 26 multi-hit games.
- Became the first catcher in Orioles history to open a season with three straight multi-hit games (three two-hit games).
- Placed on the 15-day disabled list on 7/10 with a strained right hamstring. Reinstated on 7/25.
- Recorded his first career two-homer game on 7/26 at Toronto.

**2009**

- Began the season with Norfolk (AAA) before having his contract selected on 5/29. Made his Major League debut that night vs. Detroit... Flew out to right field in his first at-bat against Dontrelle Willis.
- Reached the majors with fewer games of minor league experience (169) than any active catcher in MLB at the time, ahead of Chris Iannetta (236), Ivan Rodriguez (271), Chris Snyder (281), and Joe Mauer (284).
- Started 84 games behind the plate...Served as the designated hitter in nine games.
- Led all AL rookies in batting average (.288).
- Tripled off Detroit's Justin Verlander for his first Major League hit on 5/30.
- Hit his first Major League home run on 6/17 vs. New York (NL), a two-run shot off Tim Lincecum.
- Drove in a career-high five runs on 9/15 vs. Tampa Bay.
- Hit his first career walk-off home run on 9/16 vs. Tampa Bay
- Hit .305 with nine doubles, two triples, five homers, 30 RBI, two walks and 25 runs scored for Norfolk (AAA) prior to his promotion to Baltimore.
- After the season, was named the top prospect in the International League by *Baseball America*.

**2008**

- Began the year with Single-A Frederick and hit .345 with eight doubles, 15 home runs, 48 runs, and 40 RBI in 69 games.
- Was promoted to Double-A Bowie on June 27, where he hit .365 with 14 doubles, two triples, 12 home runs, 41 runs, and 51 RBI in 61 games.

**BACKGROUND/PERSONAL**

- Attended Stratford High School in Goose Creek, SC before attending Georgia Tech in Atlanta, GA.
- Became the third player in Georgia Tech history to earn first-team All-America honors twice, joining Jason Varitek and Nomar Garciaparra
- Named first-team All-America by *Baseball America* and *Rivals.com* and first-team All-Atlantic Coast Conference in 2007, first-team All-America by *Baseball America* and second-team All-ACC in 2006, and ACC Rookie of the Year, Freshman All-America and first-team All-ACC in 2005.
- Was one of three finalists for the 2007 Johnny Bench Award as the top collegiate catcher and was a semi-finalist for the USA Baseball Golden Spikes Award as the nation's top college player.
- Served as the Yellow Jackets primary closer for his first two seasons and was one of two closers his junior season.
- Originally selected by the Baltimore Orioles in the first round (5th overall) in the June, First-Year Player Draft.
- Resides in Atlanta, Georgia with his wife, Maria, and sons, Maverick, Micah and Murphy.



# JUSTIN WILLIAMS

26

HEIGHT	WEIGHT	BATS/THROWS	BIRTH DATE	ML SERVICE
6-1	235	L/R	8/20/1995	0.041

**FULL NAME:** Justin Paul Williams

**BORN:** Houma, Louisiana

**OPENING DAY AGE:** 24 (Turns 25 on August 20)

**BECAME CARDINAL:** Acquired from the Rays with RHP Roel Ramírez and LHP Génesis Cabrera for OF Tommy Pham and International Cap space, July 31, 2018

**CONTRACT STATUS:** Signed through 2020

**MLB DEBUT:** July 21, 2018 vs. Miami

OUTFIELDER



## COMPLETE RECORD

Year	Team	AVG	G	AB	R	H	2B	3B	HR	RBI	SH	SF	HBP	BB	IBB	SO	SB	CS	GDP	SLG	OBP	E
2013	South Bend	.111	3	9	3	1	0	0	0	0	0	0	0	2	0	2	0	0	0	.111	.273	0
	AZL D-Backs	.345	37	148	17	51	12	0	1	32	0	0	5	8	1	35	0	1	3	.446	.398	5
	Missoula	.412	11	51	12	21	6	0	0	5	0	0	0	1	0	7	0	0	1	.529	.423	2
2014	South Bend	.284	28	102	16	29	6	3	2	23	0	0	3	7	0	23	0	1	2	.461	.348	0
	Missoula	*.386	46	189	31	73	6	2	2	23	0	2	0	17	0	44	1	1	6	.471	.433	1
2015	Charlotte	.241	23	83	8	20	5	0	0	6	0	0	0	1	0	14	3	1	7	.301	.250	3
	Bowling Green	.284	99	387	43	110	25	2	7	42	0	4	2	13	0	76	3	1	12	.413	.308	4
2016	Montgomery	.250	39	148	20	37	7	2	6	28	0	1	1	5	0	30	0	1	4	.446	.277	1
	Charlotte	.330	51	194	23	64	11	0	4	31	0	2	1	6	0	26	0	1	5	.448	.350	4
2017	Montgomery	.301	96	366	53	110	21	3	14	72	0	4	2	37	4	69	6	2	11	.489	.364	5
2018	Tampa Bay	.000	1	1	0	0	0	0	0	0	0	0	0	0	0	0	0	0	1	.000	.000	0
	Durham	.258	94	356	41	92	18	0	8	46	2	0	3	25	0	81	4	3	14	.376	.313	2
	Memphis	.217	21	69	8	15	3	0	3	11	0	1	1	5	0	17	0	1	1	.391	.276	1
2019	Memphis	.353	36	102	20	36	5	0	7	26	0	1	0	16	1	30	0	0	2	.608	.437	0
	Springfield	.193	17	57	7	11	1	0	1	3	0	0	0	4	0	17	1	0	1	.263	.246	0
MINOR TOTALS		.296	601	2261	302	670	126	12	55	348	2	15	18	147	6	471	18	13	69	.436	.342	28
MAJOR TOTALS		.000	1	1	0	0	0	0	0	0	0	0	0	0	0	0	0	0	1	.000	.000	0

\*Led league

**Note:** Major League Uniform Numbers Worn: 6 (2018)

## REGULAR SEASON FIELDING RECORD

Position	PCT	G	PO	A	E	TC	DP
Outfield	1.000	1	1	0	0	1	0

### CAREER TRANSACTIONS

- Selected by Arizona Diamondbacks in second round (52nd player overall) of the June, 2013 First-Year Player Draft.
- Acquired by the Tampa Bay Rays along with OF Andrew Velazquez from the Arizona Diamondbacks in exchange for RHP Jeremy Hellickson, November 14, 2014.
- Acquired by the St. Louis Cardinals along with RHP Roel Ramírez and LHP Génesis Cabrera in exchange for OF Tommy Pham and International Cap space, July 31, 2018.
- On St. Louis injured list (right hand second metacarpal fracture); March 25 - May 4, 2019.

### CAREER NOTES

- Enters the 2020 season ranked as the No. 19 prospect in the Cardinals organization by *Baseball America*.
- Began his Cardinals career on the injured list with a right hand second metacarpal fracture suffered during the off-season. Was activated in May 2019 and optioned to Springfield, but finished the season in Memphis (AAA).
- Won back-to-back Triple-A National Championships playing for both Memphis (2018) and Durham (2017), winning championships in the respective Pacific Coast League and International League. Also won the Florida State League Championship with Charlotte (High-A) in 2015.
- Has one plate appearance in Major League Baseball and grounded into a double play while playing 2.0 innings in the outfield on July 21, 2018 vs. Miami.
- 2014 Pioneer League Batting Champion, hitting .392 (94-240) in 57 career games with Missoula (R).
- Has recorded 58 career outfield assists. Led the International League with 13 in 2018, and totaled his single-season career-best with 17 between the IL and Pacific Coast League.
- Hit a career-best three home runs in a game (8/30/2017 vs. Mobile).
- Helped Brisbane win the Australian League in 2015.
- Attended Major League Baseball's Rookie Career Development Program in Washington D.C. after the 2018 season along with Rays teammates 1B Jake Bauers and RHP Ryan Yarbrough.

### 2019

- Played in 53 games between Springfield (AA) and Memphis (AAA) after recovering from an off-season injury to his right hand (second metacarpal fracture).
- Batted .296 with 8 HR, 29 RBI and a .372 OBP combined with the two clubs.
- Began the season on the Major League injured list, but was activated on May 5 and optioned to Springfield (AA) before getting a promotion to Memphis (AAA) to finish the season.
- Led all Cardinals full-season minor league players in August with a .353 batting average (30-85), while smacking 5 HR and 21 RBI, his most RBI in a single month since driving in 28 with Montgomery (AA) in 2017.
- Batted .365 (15-41) with 5 HR, 11 RBI and 11 runs scored over his final 12 games of the season at Memphis, including a stretch of three consecutive games with a home run (8/24-27) and a season-high 5 RBI vs. Round Rock (8/22).
- Blasted a pair of two-run home runs at Iowa (7/4), accounting for all of the Redbirds runs.

### AWARDS & HONORS

#### Triple-A National Championship

2018: Memphis (AAA)  
2017: Durham (AAA)

#### Pacific Coast League Championship

2018: Memphis (AAA)

#### International League Championship

2017: Durham (AAA)

#### International League Mid-Season All-Star

2018: Durham (AAA)

#### Southern League Post-Season All-Star

2017: Montgomery (AA)

#### Rays Minor League Hitter of the Month

2017: Montgomery (AA) - August

#### Baseball America Double-A All-Star

2017: Montgomery (AA)

#### MiLB.com Southern League Player of the Month

2017: Montgomery (AA)

#### Florida State League Championship

2015: Charlotte (High-A)

#### Australian League Championship

2015-16: Brisbane

#### Pioneer League Post-Season All-Star

2014: Missoula (R)

#### Midwest League Player of the Week

2014: South Bend (A) - Aug. 18-25

#### Arizona League Post-Season All-Star

2013: AZL Diamondbacks (R)

#### MiLB.com Organization All-Star

2017: Tampa Bay  
2014: Arizona

### CAREER MILESTONES

#### Major League Debut

July 21, 2018 vs. Miami

## 2018

- Played in 115 games between Durham (AAA) and Memphis (AAA) combining to bat .252 with 11 HR, 57 RBI and 21 doubles.
- Made his Major League debut for the Tampa Bay Rays vs. MIA (7/21) and grounded into a double play while playing 2.0 innings in the outfield and recorded one put-out.
- Was acquired by the Cardinals from the Tampa Bay Rays along with RHP Roel Ramírez and LHP Génesis Cabrera for OF Tommy Pham and International Cap space at the trade deadline, July 31, 2018.
- Named an International League Mid-Season All-Star. Entered the Triple-A All-Star Game in the 6th inning and played right field. Was 0-for-2 in the game.
- Led the International League with 13 outfield assists despite playing in only 82 games. Totaled 17 outfield assists on the year including four in Memphis.
- Had a season-high 11-game hitting streak (6/22-7/2) batting .347 (17-49) with 10 RBI.
- Ran off an 11-game road hitting streak (6/22-7/18), T-2nd longest on Durham, batting .354 (17-48) during the stretch.
- Recorded three hits in the 2018 Pacific Coast League playoffs appearing in eight games. Had an RBI in the Triple-A Championship game.

## 2017

- Named Most Valuable Player for Montgomery (AA) by the Rays Baseball Operations department.
- Spent the entire season with the Biscuits, playing in 115 games and recording career-highs with 14 HR, 72 RBI, 37 walks and 53 runs.
- Ranked among Rays minor league leaders in batting (.301, 7th), home runs (14, 2nd) and RBI (72, 3rd).
- Named a Southern League Postseason All-Star.
- Ranked 4th in the Southern League in batting (.301) and 3rd in slugging (.489).
- Placed on the 7-day disabled list with a left knee contusion (5/9-29).
- Named Rays Minor League Hitter of the Month for August, batting .333 (31-93) with 8 HR, 28 RBI and eight 2Bs.
- Hit a career-high 3 HR and matched his career high with 6 RBI vs. Mobile (8/30). Marked the second three home run game in Biscuits history, joining Tyler Goedell in 2013.
- Hit his first career grand slam coming vs. Pensacola (7/21) during an 8-run 6th inning of a 14-3 Biscuits win.
- Helped Durham win the International League and the Triple-A National Championship.
- Played in both the Southern League playoffs and the International League playoffs. Was 2-for-15 with Montgomery and 4-for-12 with Durham. Was 1-for-4 in the Triple-A National Championship Game.
- Named to the Rays Organizational All-Star Team by MLB.com.
- Ranked by *Baseball America* as the No. 8 prospect in the Rays system.

## 2016

- Played in 90 games between Charlotte (A) and Montgomery (AA) batting .295 with 10 HR, 59 RBI, 18 doubles and two triples.
- Posted the longest road hitting streak in the Florida State League at 17 games (.338, 24-71).
- Was on a Charlotte team-high 13-game hitting streak (6/30-7/16) when he was promoted to Montgomery (AA). Raised his batting average 40 points from .290 to .330 batting .449 (22-49) during the stretch.
- Had a career-high 6 RBI vs. Pensacola (7/26) going 4-for-4 with a home run and a double.
- Named Rays Minor League Hitter of the Month for July batting .382 (34-89) with 6 HR, 24 RBI, four doubles and a triple.
- Missed one month with a right hamstring injury (4/21-5/20).
- Played in 16 games for the Peoria Javelinas of the Arizona Fall League batting .250. Ranked T-7th in the league with six doubles and 2nd with three triples.
- Was ranked as the No. 9 prospect in the Rays organization by *Baseball America*.

## 2015

- Played in a career-high 122 games between Bowling Green (A) and Charlotte (A) in his first season in the Rays organization. Combined to bat .277 with 7 HR, 48 RBI and posted career-high 30 doubles and 130 hits.
- Helped Charlotte win the Florida State League Championship, appearing in six FSL playoff games batting .400 (10-25) with two RBI and four multi-hit games.
- Played 47 games for Brisbane in the Australian League, winning the league championship and batting .342 with 10 HR, 33 RBI and 12 doubles. Ranked 3rd in the league in batting, 2nd in slugging (.582), T-3rd in hits (63) and T-2nd in home runs (10).

## 2014

- Played in 74 games between Missoula (R) and South Bend (A) batting .351 with 4 HR, 46 RBI, 12 doubles and 5 triples.
- Won the Pioneer League batting title posting a .386 mark in 46 games with Missoula (R).
- Ranked 3rd in the Pioneer League with a .433 on-base percentage.
- Named to the Pioneer League Postseason All-Star Team.
- Set the Missoula club record with a 28-game hitting streak (.443, 51-115) from July 4 through the end of the season, leading the Pioneer League. His 28-game on-base streak from 7/4-end of the season led the Pioneer League as well.
- Named the Midwest League Player of the Week (8/18-25) batting .400 (10-25) with 2 HR, 9 RBI and 6-of-10 hits for extra bases (.880 slugging).
- Was traded to the Tampa Bay Rays following the season with OF Andrew Velazquez in exchange for RHP Jeremy Hellickson, November 14.



**2013**

- Played in 51 games in his first professional season between the AZL Diamondbacks (R), Missoula (R) and South Bend (A), batting .351 with a home run, 37 RBI and 18 doubles.
- Began his professional career in the Arizona League and was 8-for-17 (.471) in his first four games with 7 RBI.
- Named an Arizona League Postseason All-Star with the AZL Diamondbacks.
- Led the AZL Diamondbacks and ranked 3rd in the AZL batting .345. Ranked 5th in the AZL with 32 RBI.
- Hit safely in 27-of-37 AZL games with 19 multi-hit efforts.
- Hit a career-high three doubles vs. Grand Junction (8/15).

**BACKGROUND/PERSONAL**

- Originally selected by the Arizona Diamondbacks in the 2nd round (52nd overall) of the June, 2013 First Year Player Draft.
- Graduated from Terrebonne (La.) High School.
- Won the Home Run Derby at the Perfect Game Showcase at Petco Park in 2012.
- Grew up with extremely limited means, leaving him unable to participate in many extracurricular activities due to cost. Relied on his travel coach, Chad Raley, to take him to tournaments and provide necessary equipment. Believes Chad was a big reason he was noticed by scouts.
- Developed his love for baseball by hitting rocks or foam footballs with a broomstick handle. From there, the game's coupling of physical ability with intelligence drew him in.
- Attended the MLB Rookie Career Development Program in Washington D.C. in January 2018 along with Rays teammates 1B Jake Bauers and RHP Ryan Yarbrough.
- Resides in Houma, Louisiana.





# ALEXIS WILSON

98

HEIGHT	WEIGHT	BATS/THROWS	BIRTH DATE	ML SERVICE
5-10	200	R/R	8/13/1996	0.000

**FULL NAME:** Irving Alexis Wilson

**BORN:** Los Mochis, Mexico

**OPENING DAY AGE:** 23 (Turns 24 on August 13)

**BECAME CARDINAL:** Signed as an international free agent, March 28, 2014

**CONTRACT STATUS:** Signed through 2020

**CATCHER (NON-ROSTER)**



## COMPLETE RECORD

Year	Team	AVG	G	AB	R	H	2B	3B	HR	RBI	SH	SF	HBP	BB	IBB	SO	SB	CS	GDP	SLG	OBP	E
2014	DSL Cardinals	.211	6	19	2	4	0	0	2	4	0	0	1	2	0	3	0	0	0	.526	.318	1
2015	DSL Cardinals	.248	27	101	14	25	6	4	2	21	0	0	4	10	0	16	0	0	0	.446	.339	5
2016	GCL Cardinals	.223	30	94	9	21	6	0	0	11	0	1	4	10	0	23	0	0	5	.287	.321	3
	DSL Cardinals	.231	11	39	6	9	1	0	0	7	0	1	0	9	0	6	0	0	0	.256	.367	0
2017	State College	.000	1	3	1	0	0	0	0	0	0	0	0	1	0	2	0	0	0	.000	.250	0
	Johnson City	.255	30	102	7	26	7	1	2	17	0	2	1	15	0	16	0	0	4	.402	.350	2
2018	Peoria	.130	8	23	1	3	0	0	0	0	0	0	0	3	0	9	0	0	1	.130	.231	1
	State College	.220	27	82	9	18	6	1	0	5	0	0	1	18	0	17	0	0	3	.317	.366	4
2019	Palm Beach	.409	6	22	2	9	0	0	1	2	1	0	0	2	0	4	0	0	0	.545	.458	0
	Peoria	.265	53	181	15	48	8	0	4	15	0	2	3	14	0	32	1	1	5	.376	.325	7
<b>MINOR TOTALS</b>		.245	199	666	66	163	34	6	11	82	1	6	14	84	0	128	1	1	18	.363	.339	23

### CAREER NOTES

- Has thrown out 46.5% (113 CS/243 SB ATT) of attempted base stealers and carries a .986 career fielding pct.
- His last seven home runs hit have all been solo shots.
- Career on-base pct. (.339) is nearly 100 points higher than his batting average (.245).

### 2019

- Played in a career-high 59 games while posting career high totals in hits (57), runs (17), home runs (5) and doubles (8).
- Threw out a career high 30 caught stealing and 44.8% (30 CS/67 SB ATT) of attempted base stealers between Peoria (A) and Palm Beach (A).
- Recorded a career-high four hits at Wisconsin (5/21).
- Hit five home runs, all solo shots.

### 2018

- Tied his career-high of 4 RBI at Bluefield (8/18), hitting two doubles in the game.

### 2016

- Threw out 53.1% (26 CS/49 SB ATT) of attempted base stealers.
- Was 1-for-3 with a double in Game 2 of the Gulf Coast League finals at GCL Phillies (9/6).

### 2015

- Ranked T9th among Cardinals minor leaguers with four triples.
- Collected a career-high 21 RBI in 27 games.
- Batted .379 (11-29) with runners in scoring position.
- Posted a then career-high four RBI vs. DSL Nationals (6/22) including two doubles and two runs scored.

### 2014

- Hit his first professional home run vs. DSL Orioles (6/2).

### BACKGROUND/PERSONAL

- Resides in Los Mochis, Mexico.



# KOLTEN WONG

# 16

HEIGHT	WEIGHT	BATS/THROWS	BIRTH DATE	ML SERVICE
5-7	185	L/R	10/10/1990	6.045

**FULL NAME:** Kolten Kaha Wong

**BORN:** Hilo, Hawaii

**OPENING DAY AGE:** 29

**BECAME CARDINAL:** Selected in first round (22nd overall) of the June, 2011 First-Year Player Draft

**CONTRACT STATUS:** Signed through 2020 with a club option for 2021

**MLB DEBUT:** August 16, 2013 at Chicago Cubs

**SECOND BASEMAN**



## COMPLETE RECORD

Year Team	AVG	G	AB	R	H	2B	3B	HR	RBI	SH	SF	HBP	BB	IBB	SO	SB	CS	GDP	SLG	OBP	E
2011 Quad Cities	.335	47	194	39	65	15	2	5	25	0	4	3	21	1	24	9	5	4	.510	.401	8
2012 Springfield	.287	126	523	79	150	23	6	9	52	2	3	7	44	2	74	21	11	6	.405	.348	17
2013 Memphis	.303	107	412	68	125	21	8	10	45	2	4	4	41	3	60	20	1	9	.466	.369	13
ST. LOUIS	.153	32	59	6	9	1	0	0	0	0	0	0	3	0	12	3	0	2	.169	.194	0
2014 ST. LOUIS	.249	113	402	52	100	14	3	12	42	5	1	4	21	3	71	20	4	12	.388	.292	12
Memphis	.360	18	75	16	27	4	0	3	13	0	0	0	5	0	9	6	0	1	.533	.400	3
2015 ST. LOUIS	.262	150	557	71	146	28	4	11	61	0	5	15	36	2	95	15	8	10	.386	.321	17
2016 Memphis	.429	7	28	10	12	0	1	4	11	0	0	2	4	0	6	1	0	1	.929	.529	0
ST. LOUIS	.240	121	313	39	75	7	7	5	23	0	5	9	34	2	52	7	0	3	.355	.327	8
2017 Springfield#	.400	4	15	3	6	2	0	1	4	0	0	0	2	0	1	0	0	1	.733	.471	0
Peoria#	.143	3	7	2	1	0	0	1	1	0	0	1	1	0	1	1	0	0	.571	.333	0
ST. LOUIS	.285	108	354	55	101	27	3	4	42	1	3	12	41	11	60	8	2	4	.412	.376	10
2018 ST. LOUIS	.249	127	353	41	88	18	2	9	38	6	3	14	31	3	60	6	5	6	.388	.332	9
Peoria#	.000	1	3	0	0	0	0	0	0	0	0	0	1	0	0	0	0	0	.000	.250	0
2019 ST. LOUIS	.285	148	478	61	136	25	4	11	59	6	5	13	47	5	83	24	4	2	.423	.361	9
<b>MINOR TOTALS</b>	<b>.307</b>	<b>313</b>	<b>1257</b>	<b>217</b>	<b>386</b>	<b>65</b>	<b>17</b>	<b>33</b>	<b>151</b>	<b>4</b>	<b>11</b>	<b>17</b>	<b>119</b>	<b>6</b>	<b>175</b>	<b>58</b>	<b>17</b>	<b>22</b>	<b>.465</b>	<b>.372</b>	<b>41</b>
<b>MAJOR TOTALS</b>	<b>.260</b>	<b>799</b>	<b>2516</b>	<b>325</b>	<b>655</b>	<b>120</b>	<b>23</b>	<b>52</b>	<b>265</b>	<b>18</b>	<b>22</b>	<b>67</b>	<b>213</b>	<b>26</b>	<b>433</b>	<b>83</b>	<b>23</b>	<b>39</b>	<b>.388</b>	<b>.332</b>	<b>65</b>

# Injury Rehabilitation Assignment

**Note:** Major League Uniform Numbers Worn: 16 (2013-present)

## DIVISION SERIES RECORD

Year Team	AVG	G	AB	R	H	2B	3B	HR	RBI	SH	SF	HBP	BB	IBB	SO	SB	CS	GDP	SLG	OBP	E
2013 STL vs. PIT	.000	2	2	0	0	0	0	0	0	0	0	0	0	0	0	0	0	0	.000	.000	0
2014 STL vs. LAD	.182	3	11	1	2	1	0	1	2	0	0	0	0	0	2	0	0	2	.545	.182	0
2015 STL vs. CHI	.143	4	14	1	2	1	0	1	1	0	0	0	0	0	5	0	0	0	.429	.143	1
2019 STL vs. ATL	.250	5	20	3	5	3	0	0	4	1	0	0	2	1	6	0	0	1	.400	.318	1
<b>D.S. TOTALS</b>	<b>.191</b>	<b>14</b>	<b>47</b>	<b>5</b>	<b>9</b>	<b>5</b>	<b>0</b>	<b>2</b>	<b>7</b>	<b>1</b>	<b>0</b>	<b>0</b>	<b>2</b>	<b>1</b>	<b>13</b>	<b>0</b>	<b>0</b>	<b>3</b>	<b>.426</b>	<b>.224</b>	<b>2</b>

## LEAGUE CHAMPIONSHIP SERIES RECORD

Year Team	AVG	G	AB	R	H	2B	3B	HR	RBI	SH	SF	HBP	BB	IBB	SO	SB	CS	GDP	SLG	OBP	E
2013 STL vs. LAD	.000	3	3	0	0	0	0	0	0	0	0	0	0	0	1	0	0	0	.000	.000	0
2014 STL vs. SF	.278	5	18	3	5	2	1	2	4	0	0	0	1	1	3	1	0	0	.833	.318	0
2019 STL vs. WSH	.143	4	14	1	2	0	0	0	0	0	0	0	2	0	0	2	0	0	.143	.250	1
<b>L.C.S. TOTALS</b>	<b>.200</b>	<b>12</b>	<b>35</b>	<b>4</b>	<b>7</b>	<b>2</b>	<b>1</b>	<b>2</b>	<b>4</b>	<b>0</b>	<b>0</b>	<b>0</b>	<b>3</b>	<b>1</b>	<b>4</b>	<b>3</b>	<b>0</b>	<b>0</b>	<b>.486</b>	<b>.263</b>	<b>1</b>

## WORLD SERIES RECORD

Year Team	AVG	G	AB	R	H	2B	3B	HR	RBI	SH	SF	HBP	BB	IBB	SO	SB	CS	GDP	SLG	OBP	E
2013 STL vs. BOS	1.000	2	1	0	1	0	0	0	0	0	0	0	0	0	0	1	0	0	1.000	1.000	0

## REGULAR SEASON FIELDING RECORD

Position	PCT	G	PO	A	E	TC	DP
Second Base	.980	732	1268	1976	65	3309	506
Outfield	1.000	16	26	0	0	26	0

**Note:** Rawlings National League Gold Glove winner at second base in 2019.

Fielding Bible Award winner at second base in 2018 and 2019.

Wilson Defensive Player of the Year winner at second base in 2019.

**2015:** Led MLB second basemen in putouts (312).

**2018:** Rawlings NL Gold Glove award finalist at second base. Led MLB second basemen in ultimate zone rating (13.4), defensive runs against average (15.0), and 19 defensive runs saved.

**2019:** Led MLB second basemen in defensive runs saved (14) and zone rating (.819). Led NL second basemen in assists (412), total chances (671), and range factor/game (4.50).

### 2019 SEASON HIGHS

**Most Hits:** 4, 8/16 at Cincinnati  
**Most Runs:** 3, 8/16 at Cincinnati  
**Most 2Bs:** 2, twice. Last: 7/24 at Pittsburgh  
**Most 3Bs:** 1, four times. Last: 9/2 at San Francisco  
**Most HRs:** 2, 3/28 at Milwaukee  
**Most RBI:** 3, three times. Last: 5/22 [2] vs. Kansas City  
**Most BBs:** 2, six times. Last: 8/31 [2] vs. Cincinnati  
**Most SBs:** 2, three times. Last: 9/12 at Colorado  
**Longest Hitting Streak:** 8 games: 7/18-7/26

### CAREER HIGHS

**Most Hits:** 4, four times. Last: 8/16/19 at Cincinnati  
**Most Runs:** 3, four times. Last: 8/16/19 at Cincinnati  
**Most 2Bs:** 2, six times. Last: 7/24/19 at Pittsburgh  
**Most 3Bs:** 2, 5/13/16 at Los Angeles Dodgers  
**Most HRs:** 2, twice. Last: 3/28/19 at Milwaukee  
**Most RBI:** 4, three times. Last: 8/7/17 at Kansas City  
**Most BBs:** 3, 4/13/15 vs. Milwaukee  
**Most SBs:** 2, seven times. Last: 9/12/19 at Colorado  
**Longest Hitting Streak:** 13 games, 4/23-5/8/17  
**Grand Slams:** 2. Last: 7/27/15 vs. Cincinnati (Iglesias)  
**Leadoff HR:** 1, 5/27/15 vs. Arizona (Collmenter)  
**Game-Ending HR:** 4. Last: 6/2/18 vs. Pittsburgh (Rodriguez)  
**Extra-Inning HR:** 3. Last: 5/5/18 vs. Chicago Cubs (Farrell)  
**Pinch-Hit HR:** 2. Last 8/6/16 vs. Atlanta (R. Hernandez)  
**Multi-HR Games:** 2, Last: 3/28/19 at Milwaukee

### CAREER TRANSACTIONS

- Selected by the Minnesota Twins in the 16th round (486th overall) of the June 2008, First Year Player Draft, but did not sign.
- Selected by the St. Louis Cardinals in the 1st round (22nd overall) of the June 2011, First Year Player Draft.
- On St. Louis injured list (left shoulder soreness), June 22-August 5, 2014; included injury rehabilitation assignment at Memphis (AAA).
- On St. Louis injured list (left elbow strain), May 28-June 8, 2017; included injury rehabilitation assignment at Peoria (A).
- On St. Louis injured list (right tricep strain), June 15-July 9, 2017; included injury rehabilitation assignment at Springfield (AA).
- On St. Louis injured list (left knee inflammation), July 22-August 3, 2018; included injury rehabilitation assignment at Peoria (A).
- On St. Louis injured list (left hamstring strain), August 26-September 4, 2018.

## CAREER NOTES

- 2019 National League Rawlings Gold Glove Award winner at second base, joining Fernando Viña (2000 and 2001) as the only second basemen in franchise history to win.
- 2019 Fielding Bible Award and Wilson Defensive Player of the Year award winner as the majors top defensive second baseman.
- In 2018, won the Fielding Bible Award and was a Rawlings Gold Glove Award finalist at second base.
- Ranked among 2019 NL second base defensive leaders in Outs Above Average (10, 2nd), Defensive Runs Saved (14, 1st), Defensive Runs Saved Average (7.2, 1st), Ultimate Zone Rating (5.2, 1st), Zone Rating (.819, 1st), Range Factor/Game (4.50, 1st), Total Chances/9 IP (5.05, 1st), Assists (412, 1st), Double Plays (103, 2nd), Defensive Index (13.0, 1st), and Defensive WAR (1.7, 1st).
- Ranked among 2018 NL second base defensive leaders in Outs Above Average (11, 3rd), Defensive Runs Saved (19, 1st), Defensive Runs Saved Average (15.0, 1st), Ultimate Zone Rating (13.4, 1st), Zone Rating (.841, 2nd), Range Factor/Game (3.96, 6th), Total Chances/9 IP (4.82, 2nd), Defensive Index (13.8, 2nd), and Defensive WAR (2.3, 1st).
- Has been successful in 78.3% (83 of 106) of career stolen bases attempts, ranking 4th-highest in Cardinals history behind Vince Coleman (82.7%), Ozzie Smith (80.9%), and Andy Van Slyke (80.0%), min. 105 stolen base attempts.
- Has been hit by pitch 63 times since the start of the 2015 season, 6th-most among National Leaguers.
- Hit four walk-off home runs in his career, T5th-most in Cardinals history with Enos Slaughter and trailing Stan Musial (12), Albert Pujols (10), Ken Boyer (5) and Jim Edmonds (5).
- Finished 3rd (14 votes) in the 2014 National League Rookie of the Year voting behind Jacob deGrom (142) and Billy Hamilton (92), and recognized as the 2014 Rookie of the Year by St. Louis Chapter of BBWAA.
- One of 12 Cardinals in franchise history to hit a grand slam for their first career Major League home run (6/3/14 vs. Kansas City). Also had a walk-off HR, multi-HR game and pinch-hit HR in 2014.
- Since 2013, his 12 career extra-base hits in postseason play tie Ben Zobrist for 2nd-most by a second baseman, trailing only José Altuve (22).
- Recorded an extra-base hit for nine straight postseason hits (10/4/14-10/10/15) tying a MLB record shared with Miguel Cabrera and Jayson Werth.
- Has hit four career postseason home runs, most by a Cardinals second baseman. Three were hit in 2014, most by a rookie second baseman in Major League history.
- Holds the Cardinals postseason series record for total bases by a second baseman (15 in 2014 LCS), surpassing Tom Herr (14 in 1985 LCS).
- Became the fourth second baseman in postseason history to hit a walk-off home run (Game 2, NLCS vs. SF, 10/12/14).
- 2013 Cardinals Minor League Player of the Year.
- Signed a five-year contract (2016-20) with a club option for 2021, March 2, 2016.

## AWARDS & HONORS

### Rawlings National League Gold Glove Award - Second Base

2019: St. Louis

### Wilson Defensive Player of the Year Second Base

2019: St. Louis

### Fielding Bible Award - Second Base

2019: St. Louis

2018: St. Louis

### Baseball America Best Defensive Second Baseman - NL

2019: St. Louis

### National League Rookie of the Month

2014: St. Louis (May)

### St. Louis BBWAA Rookie of the Year

2014: St. Louis

### Cardinals Minor League Player of the Year

2013: Memphis (AAA)

### Cardinals Minor League Player of the Month

2013: Memphis (AAA) - May

### All-Star Futures Game Selection

2012: Springfield (AA)

2013: Memphis (AAA)

### Arizona Fall League Rising Star

2012: Surprise

### Arizona Fall League All-Prospect Team

2012: Surprise

### Texas League Championship

2012: Springfield (AA)

### Texas League Mid-Season All-Star

2012: Springfield (AA)

### Texas League Post-Season All-Star

2012: Springfield (AA)

### Texas League Player of the Week

2008: Quad Cities (A) - May 14-20

### Midwest League Championship

2011: Quad Cities (A)



2019

**NL Ranks:** SB (24, 7th), SB% (85.7, 24-28, 4th), hit by pitch (13, T11th), bunt hits (10, \*1st), infield hits (20, T8th), lowest GIDP% (2.3, 6th), Defensive Runs Saved at 2B (14, \*1st) Def. Zone Rating - 2B (.819, \*1st), double plays - 2B (103, 2nd).

- Led all Cardinals qualifiers in batting average (.285) and on-base percentage (.361).
- Ranked 2nd on the Cardinals in multi-hit games (36) and three-hit games (8).
- After the All-Star Break, ranked 5th in the National League in batting (.342) & 11th in on-base pct. (.409).
- Batted NL-leading .366 (53-145) over 49 games from 7/1-8/31, trailing only Houston's Yuli Gurriel (.376).
- Led Major League Baseball with 10 bunt hits.
- Ranked 2nd in the NL behind Christian Yelich (.397) in batting in the 7th inning or later (.344).
- Was one of eight MLB players in 2019 to record double-digit totals in home runs (12), stolen bases (11), and hit by pitches (13).
- Recorded 11 home runs and had 59 RBI, one homer shy and two RBI shy of his career highs. Marked third season with double-digit home runs and first since 2015.
- Swiped a career-high 24 stolen bases, the most by a Cardinal since Tommy Pham (25 in 2017).
- Caught stealing for the first time vs. Arizona (7/14), ending a streak of 14 consecutive successful stolen base attempts. Was the first Cardinal to go 14-for-14 in stolen bases to begin a season since Vince Coleman (44-for-44, 1989).
- Batted .288 (32-111, 3 HR) vs. left-handed pitchers, which would have ranked 8th in MLB among left-handed batters, but did not qualify.
- Hit .309/.359/.479 (29-94) with nine extra-base hits in 28 games at the No. 2 position in the lineup.
- Recorded 26 two-out RBI, 3rd on the Cardinals and his most since 28 during 2014 season.
- Was first Cardinals second baseman since Tony Womack in 2004 (6 games) to hit safely in season's first 6 games; Red Schoendienst hit safely in first 9 games as 2B in 1955.
- Joined Albert Pujols (2006 & 2010) as the only Cardinals with a two-homer game on Opening Day (3/28 at Milwaukee). Was his 2nd career multi-home run game and was part of back-to-back shots with Harrison Bader in the 2nd inning.
- Was one of three Cardinals (Harrison Bader and Marcell Ozuna) to accomplish the Beer Trifecta, homering at Busch Stadium, Miller Park and Coors Field during the season.
- Drew 15 walks in April, his highest career monthly total.
- Reached base safely in a career-high 20 straight games (7/5-8/1), T2nd-longest by a Cardinal (.409 BA/.481 OBP).
- Scored 300th career run (2-for-3, HBP) at Cincinnati (7/18).
- Doubled twice in the 2nd inning during the Cardinals nine-run inning at Pittsburgh (7/24).
- Hit his 50th career home run at Cincinnati (8/16) while tallying a season-high four hits and scored three runs.
- Recorded extra-base hit in a career-high six straight games (8/27-9/2), tied for longest by a Cardinal (Goldschmidt & Ozuna).
- Tripled in three straight games (9/1-9/3); the first Cardinal to do so since Luis Alicaia (1992).

CAREER MILESTONES

Major League Debut

August 16, 2013 at Chicago Cubs

First Major League Hit

August 19, 2013 at Milwaukee  
(6th inning, infield single off Marco Estrada)

First Major League Home Run

June 3 vs. Kansas City  
(2nd inning, Grand Slam, off James Shields)

First Major League Stolen Base

August 19, 2013 at Milwaukee

2018-19 NATIONAL LEAGUE  
SECOND BASE DEFENSIVE RANKS

Category	2018 (Rk)	2019 (Rk)
Outs Above Average *	11 (3rd)	10 (2nd)
Defensive Runs Saved^	19 (1st)	14 (1st)
Def Runs Saved Avg.^	15.0 (1st)	7.2 (1st)
Ultimate Zone Rating^	13.4 (1st)	5.2 (1st)
Zone Rating%	.841 (2nd)	.819 (1st)
Fielding Percentage	.981 (6th)	.987(5th)
Range Factor/Game	3.96 (6th)	4.50 (1st)
Total Chances/9 IP	4.82 (2nd)	5.05 (1st)
Assists	306 (6th)	412 (1st)
Double Plays	73 (7th)	103 (2nd)
Defensive Index#	13.8 (2nd)	13.0 (1st)
Defensive WAR\$	2.3 (1st)	1.7 (T1st)

\*Statcast ^FanGraphs %STATS #SABR \$BaseballReference

MOST GOLD GLOVES BY TEAMS  
IN MAJOR LEAGUE HISTORY

Rank	GGs	Rank	GGs
1. Cardinals	89	6. Pirates	49
2. Orioles	71	Red Sox	49
3. Yankees	65	8. Twins	45
4. Braves	54	Dodgers	45
Reds	54	10. Giants/Tigers	43

- Hit back-to-back home runs with Dexter Fowler to lead off the game at Colorado (9/12). They became the first Cardinals since Fowler and Tommy Pham to hit back-to-back homers to lead off a game since 4/3/18 at Milwaukee.
- Missed final nine games of the regular season with a left hamstring strain suffered while running out a ground ball in the 5th inning at Chicago Cubs (9/19).
- Recognized as the NL's "Best Defensive Second Baseman," "Best Bunter" (No. 2 behind Victor Robles), and "Best Baserunner" (No. 2 behind Trea Turner) by managers, coaches, scouts and executives in *Baseball America's* 2019 Best Tools survey.

### ST. LOUIS CARDINALS ALL-TIME SECOND BASEMAN DEFENSIVE LEADERS

Rank	Games	Seasons
1. Julián Javier	1,547	1960-71
2. Red Schoendienst	1,429	1945-56, '61-63
3. Frankie Frisch	1,141	1927-37
4. Rogers Hornsby	997	1915-26, '33
5. Tom Herr	987	1979-88
6. Miller Huggins	773	1910-16
7. <b>Kolten Wong</b>	<b>732</b>	<b>2013-19</b>

Rank	Starts	Seasons
1. Julián Javier	1,470	1960-71
2. Red Schoendienst	1,392	1945-56, '61-63
3. Frankie Frisch	1,128	1927-37
4. Rogers Hornsby	988	1915-26, '33
5. Tom Herr	960	1979-88
6. Miller Huggins	762	1910-16
7. <b>Kolten Wong</b>	<b>652</b>	<b>2013-19</b>

Rank	Assists	Seasons
1. Red Schoendienst	4,130	1945-56, '61-63
2. Julián Javier	4,107	1960-71
3. Frankie Frisch	3,807	1927-37
4. Rogers Hornsby	3,263	1915-26, '33
5. Tom Herr	2,892	1979-88
6. Miller Huggins	2,320	1910-16
7. <b>Kolten Wong</b>	<b>1,976</b>	<b>2013-19</b>

Rank	Innings	Seasons
1. Julián Javier	12,939.1	1960-71
2. Red Schoendienst	12,265.1	1945-56, '61-63
3. Frankie Frisch	9,955.0	1927-37
4. Rogers Hornsby	8,722.0	1915-26, '33
5. Tom Herr	8,404.0	1979-88
6. Miller Huggins	6,650.0	1910-16
7. <b>Kolten Wong</b>	<b>5,884.0</b>	<b>2013-19</b>

Rank	Putouts	Seasons
1. Red Schoendienst	3,684	1945-56, '61-63
6. Miller Huggins	1,676	1910-16
7. Ted Sizemore	1,404	1971-75
8. Don Blasingame	1,334	1955-59
9. Joe Quinn	1,311	1893-1900
10. José Oquendo	1,284	1986-95
11. <b>Kolten Wong</b>	<b>1,268</b>	<b>2013-19</b>

Rank	Double Plays	Seasons
1. Red Schoendienst	1,092	1945-56, '61-63
2. Julián Javier	907	1960-71
3. Tom Herr	730	1979-88
4. Frankie Frisch	709	1927-37
5. Rogers Hornsby	554	1915-26, '33
6. <b>Kolten Wong</b>	<b>506</b>	<b>2013-19</b>

Rank	Total Chances	Seasons
1. Red Schoendienst	7,951	1945-56, '61-63
2. Julián Javier	7,703	1960-71
3. Frankie Frisch	6,857	1927-37
4. Rogers Hornsby	5,614	1915-26, '33
5. Tom Herr	5,073	1979-88
6. Miller Huggins	4,157	1910-16
7. Ted Sizemore	3,339	1971-75
8. <b>Kolten Wong</b>	<b>3,309</b>	<b>2013-19</b>

Rank	Fielding Pct.	Seasons
1. Tom Herr	.988	1979-88
2. Red Schoendienst	.983	1945-56, '61-63
3. <b>Kolten Wong</b>	<b>.980</b>	<b>2013-19</b>

Minimum 650 games

**2019 POSTSEASON:** Was 5-for-20 with three doubles and four RBI in the DS vs. Atlanta, recording a double in each game he had a hit...went 2-for-4 and cracked a two-RBI double in the 9th inning for eventual critical insurance runs, before making a standout defensive play in the 9th inning of Game 1...doubled in the 10th inning and scored the game-winning run on Yadier Molina's walkoff sacrifice fly of Game 4...dropped a sac bunt and hit two-run double in the 1st inning of Game 5...walked and singled later in the game, going 2-for-3 with two runs scored...went 2-for-4 with a run scored in LCS Game 4 at Washington.

### 2018

- Rawlings Gold Glove Award finalist at second base and won Fielding Bible Award as the majors top defensive second baseman.
- Led all MLB second baseman in ultimate zone rating (13.4), defensive runs against average (15.0), and 19 defensive runs saved (*Fangraphs*).
- First two walk-off home runs (5/5 vs. CHI off Luke Farrell in 10th inn. & 6/2 vs. PIT off Richard Rodriguez). Has four regular season walk-off home runs in his career. Three of his four regular season walk-off HR have come vs. the Pirates.
- Ranked T-8th in the National League with 14 hit by pitch, the second highest total of his career.
- Collected four bunt hits, T-2nd on the Cardinals.
- Batted .317 (39-123) post All-Star Break, 2nd on the Cardinals and 11th in the N.L.
- Batted lead-off for first time in 2018 at Atlanta (9/19) & first time since 9/19/17 (14 times in 2017).
- Missed nine games on the injured list with a left hamstring strain (8/26-9/4) suffered while running to first at COL (8/25).
- Batted .362 (21-58) in August, T-4th in National League.
- Recorded his 200th career RBI at Colorado (8/24).
- Collected 500th career hit vs. Milwaukee (8/18).
- Was 3-for-3 with a HR (#8), double and season-high 3 RBI vs. Washington (8/14) reaching base safely four times.
- Had 17 hits in July, including 15 in road games, ranking 3rd in the NL.
- Tied career-high with four hits and homered (#7) at Chicago White Sox (7/10).
- Was 2-for-3 with a double and triple (3rd career game with both) & 2 RBI at San Francisco (7/6). Was his 19th career triple, most by any Cardinal since 2014.
- Was hit by pitch twice vs. CLE (6/27), the second game which he was HBP twice during the season. First Cardinal since Jon Jay (2015). Ranked T-2nd in MLB in multiple-HBP games (Brandon Nimmo, NYM, 4).

### 2017

- Played in 108 games (99 starts at second base). Missed over 40 games due to injuries. Missed 11 games (5/27-6/6) with left elbow injury, 24 games (6/15-7/13) with right tricep injury, and final six regular season games due to back tightness.
- Posted then career-highs in batting average (.285), on-base percentage (.376) and walks (41).
- Led the Cardinals with 11 intentional walks (T11th in NL) and 12 hit by pitches (T11th in NL).

- Ranked 2nd on Cardinals with 16 infield hits and led the club with four bunt hits (T10th N.L.).
- Batted .347 (35-101) in August, ranking 9th in the N.L. in batting, T3rd with nine doubles and ranked 2nd on the Cardinals with 18 RBI.
- Ran off career-high 13-game hitting streak (4/23-5/8) batting .353 (18-51), ranking as the 3rd-longest hit streak by a Cardinal in 2017.
- Ranked T2nd on the Cardinals with 27 doubles, one shy of his career high (28 in 2015).
- Batted .358 (19-53) in Interleague contests with 3 HR, 10 RBI and a 1.080 OPS.
- Batted .339 at Busch Stadium and .237 on the road.
- Hit two of his four home runs during three-game series (8/25-27) vs. Tampa Bay with an RBI in all 3 games.

## 2016

- Was the Cardinals Opening Day second baseman for the third straight season and played in 121 games.
- Led the team with a career-high seven triples (T8th in NL).
- Ranked T1st in MLB with three triples in September.
- Hit two triples at LAD (5/13), the first Cardinals player with two triples since Colby Rasmus (5/27/11 at COL). Was one of 16 players in MLB with two triples in a game in 2016.
- Led all MLB pinch-hitters with a .400 BA (8-20). Hit a pinch-hit home run vs. ATL (8/6) off Roberto Hernandez, his 2nd career pinch-hit home run.
- Tied for the team lead with seven stolen bases and was a perfect 7-for-7 in steal attempts.
- Optioned to Memphis (AAA) following 6/5 vs. SF and recalled on 6/18. Batted .429 with 4 HR and 11 RBI in seven games at Memphis, including two multi-HR games and a walk-off grand slam vs. Colorado Springs on (6/9).
- Made first MLB start in the outfield (CF) on 6/18 vs. Texas following recall. Made 79 starts at three different positions (69-2B, 7-CF, 3-LF) during the season.
- Hit safely in 12 of his last 18 games (16-64, 3 HR) and hit four of his five homers on the season in his last 36 games.
- Had two three-hit games (4/9 at ATL & 7/29 at MIA).
- Had game-winning RBI on a sac fly at SF (9/17) in the top of the 9th in a 3-2 Cardinals win.

## 2015

- Played first full season at the Major League level, appearing in 150 games (147 starts). Marked the most games by a Cardinals second baseman since Fernando Vina (150 in 2002).
- Hit 11 home runs to become the first Cardinals second baseman with back-to-back years hitting 10 or more home runs since Frankie Frisch (1927-28).
- His 11 home runs ranked 3rd among N.L. second basemen and 60 RBI ranked 4th.
- Was hit by pitch a team-high 15 times, (4th in NL).
- Led the team with 25 two-out RBI with five of his home runs coming with two outs.
- Had career-high 43 extra-base hits and 40 multi-hit games.
- Was 2nd on the team with 15 stolen bases.

### ALL-TIME REGULAR SEASON WALK-OFF HOME RUNS BY A CARDINAL

Rank	Walk-Off HR	Seasons
1. Stan Musial	12	1941-63
2. Albert Pujols	10	2001-11
3. Ken Boyer	5	1955-65
Jim Edmonds	5	2000-07
5. Enos Slaughter	4	1938-53
<b>Kolten Wong</b>	<b>4</b>	<b>2013-19</b>

### HIGHEST CAREER STOLEN BASE PERCENTAGE BY A CARDINAL

Rank	SB-ATT	SB%	Seasons
1. Vince Coleman	549-664	82.7	1985-90
2. Ozzie Smith	433-535	80.9	1982-96
3. Andy Van Slyke	104-130	80.0	1983-86
<b>4. Kolten Wong</b>	<b>83-106</b>	<b>78.3</b>	<b>2013-19</b>

*minimum 105 stolen base attempts*

### 2019 MAJOR LEAGUERS WITH DOUBLE-DIGIT HR, SB & HBP TOTALS

MLB Player	Team	HR	SB	HBP
Mike Trout	Angels	45	11	16
Shin-Soo Choo	Rangers	24	15	18
Ramon Laureano	Athletics	24	13	11
Starling Marte	Pirates	23	25	16
Victor Robles	Nationals	17	28	25
Adam Eaton	Nationals	15	15	13
<b>Harrison Bader</b>	<b>Cardinals</b>	<b>12</b>	<b>11</b>	<b>10</b>
<b>Kolten Wong</b>	<b>Cardinals</b>	<b>11</b>	<b>24</b>	<b>13</b>

### MOST HIT BY PITCHES IN THE NATIONAL LEAGUE SINCE 2015

NL Rank	Team(s)	HBP
1. Anthony Rizzo	Cubs	117
2. Derek Dietrich	Marlins, Reds	101
3. Kris Bryant	Cubs	74
4. Justin Turner	Dodgers	68
5. Starling Marte	Pirates	67
<b>6. Kolten Wong</b>	<b>Cardinals</b>	<b>63</b>

- Batted leadoff in 51 games and reached base in 43.
- Hit his first MLB leadoff home run on 5/27 vs. ARI.
- Led MLB second basemen with 312 putouts, ranked 4th in N.L. in double plays (107) and had a team-high 19 defensive gems.
- Batted .318 in May with a .509 slugging pct. and five home runs (5 HR tied career monthly high, July 2014).
- Hit his second career walk-off home run in the 14th inning on 5/3 vs. PIT (both walk-off HR have come vs. PIT).
- Tied the game at 1-1 with a home run in the 13th (7/19) vs. NYM; the Mets won 3-1 in 18 inn.
- Hit his 2nd career grand slam in a 4-1 win 7/27 vs. CIN.

**2015 POSTSEASON:** Played every inning at second base in all four games of the NLDS vs. the Cubs and has played every inning of the Cardinals last 12 postseason games...hit a solo home run in Game 2 off Kyle Hendricks and had a double in Game 1...the Game 2 home run marked his 9th straight postseason extra base hit tying Miguel Cabrera and Jayson Werth for most in MLB postseason history...the home run was the first of back-to-back home runs with Randal Grichuk in the 5th inning and his first homer since a grand slam 7/27 vs. CIN.

## 2014

- Began the season on the Opening Day roster and played in 113 games in St. Louis and 18 games in Memphis (AAA).
- Led team with 20 stolen bases, the most by a Cardinal since Cesar Izturis (24 in 2008).
- Hit 12 home runs, becoming the youngest Cardinals second baseman to hit 10 or more home runs in a season since Rogers Hornsby (21 in 1921 at age 25).
- His first MLB home run was a grand slam vs. KC (6/2) off James Shields, and the only grand slam by a Cardinal in 2014.
- Became the first Cardinal to hit a grand slam as his first home run since Jake Westbrook (2011). His grand slam also was the first by a second baseman since Felipe Lopez (2010) and first by rookie second baseman since Bo Hart (2003).
- Was the 12th youngest Cardinal to hit a grand slam (23 years, 236 days).
- Became the first Cardinals rookie since Colby Rasmus (2009) to tally 100 hits in a season.
- Had 10 HR, 30 RBI and 14 SB in Cardinals wins.
- Ranked 10th in the National League with a .341 BA with runners in scoring position and 2 outs.
- Started 100 games at second base and turned 70 double plays, 6th among NL 2nd basemen.
- Optioned to Memphis (AAA) from 4/27-5/14; hit .344 (22-64) with 3 doubles, 2 homers and 10 RBI over 15 games, playing at second base each game.
- Voted NL Rookie of the Month in May, leading all N.L. rookies with a .333 average (16-48). Was first Cardinals rookie to win the award since Brian Barden in April of 2009.

- Placed on 15-day IL with left shoulder soreness (6/22), suffered after a diving catch in the field; played three games at Memphis rehab assignment (7/1-7/6).
- Stole two bases at CIN (5/25) and was successful in each of his first 10 career attempts.
- Slugged .567 in July (T8th NL) and hit five homers (T5th NL).
- Smacked home runs in consecutive games three times: 7/8-9 vs. PIT, 7/11-12 at MIL, 8/31-9/1 vs. CHI/PIT.
- Belted five home runs over a seven-day span (7/6-7/12) after returning from the injured list (.333, 8-24, 5 HR, 8 RBI, 1.000 slug).
- Hit first career walk-off home run (7/8 vs. PIT) after Matt Adams had done so the prior game (7/7 vs. PIT).
- Tallied his first multi-home run game 8/7 vs. Boston and scored a season-high three runs.

**2014 POSTSEASON:** Played in eight postseason games (3 NLDS, 5 NLCS)...hit three postseason home runs, the most in MLB history by a rookie second baseman...hit a walk-off home run in Game 2 of the NLCS (10/12) off Sergio Romo, the 4th walk-off home run in Cardinals postseason history joining Ozzie Smith (NLCS 5, 1985), Jim Edmonds (NLCS 6, 2004) and David Freese (WS 6, 2011)...it was also the 7th walk-off hit in Cardinals postseason history...the walk-off home run was the 4th in MLB history by a second baseman (Alfonso Soriano, Jeff Kent, Bill Mazeroski)...hit a go-ahead/game-winning home run in NLDS Game 3 (10/6) vs. LAD off Scott Elbert...recorded seven extra base hits in the postseason, the most in Cardinals history by a rookie and the most by a NL rookie second baseman...his 15 total bases in the NLCS were the most by a Cardinals second baseman surpassing Tom Herr (14, 1985)...tripled and doubled in Game 3 of NLCS (10/14), the first Cardinal with multiple extra base hits since David Green (WS Game 5, 1982)...became the first Cardinals rookie to log an extra base hit in three consecutive postseason at-bats (Game 2 NLCS HR; Game 3 NLCS 2B & 3B)...his .724 slugging percentage was the highest by a Cardinals second baseman and the highest by a Cardinals middle infielder since Pepper Martin (.792 in the 1931 World Series)...recorded seven hits, all extra base hits.

## CARDINALS WHO HIT GRAND SLAMS AS FIRST MAJOR LEAGUE HOME RUN

Player	Position	Date	Opponent	Pitcher	Inning	Outs
Mike O'Neill	PH	6/3/1902	at Boston Beaneaters	Togie Pittinger	Top 9	-
Dick Sisler	1B	5/28/1946	at Chicago Cubs	Bob Chipman	Top 5	1
Eddie Kazak	2B	5/9/1949	Brooklyn Dodgers	Joe Hatten	Top 8	1
Jimmie Schaffer	C	6/30/1961	at Chicago Cubs	Jim Brewer	Top 1	1
Terry Kennedy	C	7/1/1979	Philadelphia Phillies	Tug McGraw	Bottom 8	2
<b>Willie McGee</b>	<b>OF</b>	<b>7/20/1982</b>	<b>Atlanta Braves</b>	<b>Ken Dayley</b>	<b>Bottom 1</b>	<b>1</b>
Donovan Osborne	LHP	9/7/1996	San Diego	Andy Ashby	Bottom 5	1
Kent Mercker	RHP	9/2/1998	at Florida Marlins	Jesus Sanchez	Top 4	0
Chris Carpenter	RHP	10/1/2009	at Cincinnati Reds	Kip Wells	Top 2	1
Jake Westbrook	RHP	8/31/2011	at Milwaukee Brewers	Randy Wolf	Top 4	1
<b>Kolten Wong</b>	<b>2B</b>	<b>6/3/2014</b>	<b>Kansas City Royals</b>	<b>James Shields</b>	<b>Bottom 2</b>	<b>2</b>

## 2013

- Began season in Memphis (AAA), playing 107 games, starting 102 at second base, before being purchased by St. Louis (8/16) where he would remain the remainder of the season and throughout the playoffs.
- Named 2013 Cardinals Minor League Player of the Year.
- Made Major League debut at Wrigley Field (8/16) vs. CHL, going 0-for-3 while starting at second base.
- Picked up first Major League hit (8/19) at MIL, an infield single off Marco Estrada; was 2-for-5 with two stolen bases.
- Posted consecutive multi-hit games (8/19-8/20) at MIL, getting a season-high three hits, including a double, on 8/20.
- Appeared in 18 games at 2B (starting 10 games)...was flawless in 65 total chances with eight double plays turned.
- Tied the Redbirds (AAA) single-season franchise triples (7) record held by Stubby Clapp.
- Led PCL second basemen with a .974 fielding pct., 504 total chances, 195 putouts, 296 assists and games (102).
- Named Cardinals organization Minor League Player of the Month for May, batting .375 (39-104) with 4 HR, 8 RBI and 23 runs scored.
- Ran off a 15-game hitting streak from 5/6-5/27, batting .429 (30-70) with 4 HR and 7 RBI during the stretch.
- Rated as the Cardinals No. 3 prospect (No. 58 overall) by *Baseball America* following the season. Also recognized as the No. 16 prospect in the PCL Best Tools Survey by the same publication.

**2013 POSTSEASON:** Played in seven postseason games... was 1-for-6 with a stolen base in the postseason...lone hit came in the 8th inning of Game 3 of the World Series vs. BOS (10/26)...stole second base (Workman/ Saltalamacchia) following his hit, making him the sixth Cardinals rookie to steal a base in the World Series (P. Martin, W. McGee, L. Johnson, M. Shannon, P. Kozma).

## MINOR LEAGUE HIGHLIGHTS

- Ranked among 2012 Cardinals minor leaguers in runs (79, 7th), hits (150, T2nd), triples (6, T2nd) and stolen bases (21, 4th).
- Recognized as a Texas League Mid-Season and Post-Season All-Star for the Texas League Champion Springfield Cardinals (AA).
- Hit safely in 94 of 126 games, and reached base safely in 104.
- Ranked third in the Texas League with 150 hits.
- Named Texas League Player of the Week for the May 14-20 period, batting .452 (14-31) with two home runs, seven RBI, and hitting safely in all seven games during the week.
- Started at second base for the North squad in the Texas League All-Star Game and went 1-for-2 with a run scored.
- Led TL second basemen in games (123), total chances (649), putouts (262), assists (370) and double plays (111).
- Batted .143 (5-35) with an RBI and two walks in nine Texas League playoff games.

- Batted .324 (24-74) for Surprise in Arizona Fall League, earning selection to AFL Top Prospects Team.
- Rated as the Cardinals No. 5 prospect (No. 84 overall) by *Baseball America* following the season. Also recognized by TL managers and coaches as the league's "Best Defensive 2B" and No. 16 overall prospect in the Best Tools Survey.
- Began professional career in 2011 with Midwest League Champion Quad Cities (A), batting .335 (65-194) that ranked tops among Cardinals 2011 draft picks.
- Recorded first professional hit in his first game (6/27), going 2-for-2 with a walk, sac fly, hit by pitch and two RBI.
- Hit first professional home run vs. Kane County (7/4), a solo shot off Yordano Ventura.
- Started all seven Midwest League playoff games at second base; batted .286 (8-28) with a triple, four runs and an RBI.
- Went 2-for-3 in deciding ML Championship game vs. Lansing (9/17), recording game-winning RBI in the second inn.
- Rated as the Cardinals No. 5 prospect (No. 93 overall) by *Baseball America* following the season. Also recognized by Midwest League managers and coaches as the league's "Best Defensive Second Baseman" and the No. 12 overall prospect in the Best Tools Survey.

## BACKGROUND/PERSONAL

- 2008 graduate of Kamehameha-Hawaii in Kea'au, Hawaii.
- Lettered in both football and baseball.
- Named 2008 Hawaii State co-player of the year in baseball.
- Played college baseball at the University of Hawaii and was teammates with Greg Garcia.
- Named *Baseball America* Third Team All-American and ABCA First Team All-American in 2011
- Was a three-time First Team All-Western Athletic Conference selection...led the WAC with 23 stolen bases in 2011 and was 53-71 in his career.
- 2010 Cape Cod League MVP and WAC Tournament MVP leading the Rainbows to first tournament title since 1992.
- Became the 16th position player born in the state of Hawaii to appear in the majors and the first since Kila Ka'aihue who debuted in 2008 with Kansas City.
- Comes from an athletic family: his father, Kaha Wong, was a former baseball player at the University of Southern California (1985-86); his sister Kiani Wong was an outfielder on the University of Hawaii softball team; and his brother Kean Wong, an infielder in the San Francisco Giants organization, hit a walkoff home run for Durham (AAA-Rays) against the Memphis Redbirds in the 2017 Triple-A National Championship Game.
- Kolten's wife, Alissa, was a former Women's Track & Field athlete at the University of Hawaii.
- Resides in Palm Beach Gardens, Florida.





# JAKE WOODFORD

40

HEIGHT	WEIGHT	BATS/THROWS	BIRTH DATE	ML SERVICE
6-4	215	R/R	10/28/1996	0.000

**FULL NAME:** Jacob Robert Woodford

**BORN:** St. Petersburg, Florida

**OPENING DAY AGE:** 23

**BECAME CARDINAL:** Selected in the supplemental first round (39th overall) of the June, 2015 First-Year Player Draft

**CONTRACT STATUS:** Signed through 2020

PITCHER



## COMPLETE RECORD

Year Team	W-L	ERA	G	GS	CG	GF	SHO	SV	IP	H	R	ER	HR	HBP	BB	IBB	SO	WP	BK	BA
2015 GCL Cardinals	1-0	2.39	8	5	0	2	0	1	26.1	26	10	7	1	2	7	0	21	3	0	.260
2016 Peoria	5-5	3.31	21	21	0	0	0	0	108.2	104	47	40	7	6	37	0	82	4	1	.254
2017 Palm Beach	7-6	*3.10	23	21	0	0	0	0	119.0	128	57	41	7	9	39	0	72	5	0	.280
2018 Springfield	3-8	5.22	16	16	0	0	0	0	81.0	94	52	47	13	8	35	0	56	7	1	.290
Memphis	5-5	4.50	12	12	0	0	0	0	64.0	64	37	32	5	4	27	0	45	1	0	.261
2019 Memphis	9-8	4.15	26	+26	0	0	0	0	151.2	124	75	70	22	5	*75	0	131	7	0	*.223
<b>MINOR TOTALS</b>	<b>30-32</b>	<b>3.87</b>	<b>106</b>	<b>101</b>	<b>0</b>	<b>2</b>	<b>0</b>	<b>1</b>	<b>550.2</b>	<b>540</b>	<b>278</b>	<b>237</b>	<b>55</b>	<b>34</b>	<b>220</b>	<b>0</b>	<b>407</b>	<b>27</b>	<b>2</b>	<b>.258</b>

\* Led league

+ Tied for League Lead

## CAREER NOTES

- Enters the 2020 season ranked by *Baseball America* as the No. 13 prospect in the Cardinals organization.
- A three-time Minor League All-Star in his first five professional seasons, earning honors in the Pacific Coast League (2019), Texas League (2018) and Midwest League (2016).
- Led the Florida State League in ERA (3.10) in 2017.
- Named as the starting pitcher for the Pacific Coast League in the 2019 Triple-A All-Star Game, tossing two scoreless innings with two strikeouts earning the win.
- Won League Championships with Palm Beach (A) in 2017 and Memphis (AAA) in 2018.
- Led all Cardinals minor league pitchers in games started (75) and innings pitched (415.2) since 2017.
- Has started 20 or more games in each of his first four full minor league seasons.
- Pitched 108 innings or more in each of the last four seasons with his total increasing each year.
- Tied for the 2018 Minor League lead with 12 other pitchers making a career-high 28 starts.
- 2016 Cardinals Minor League Pitcher of the Month of May.

## 2019

- Made 26 starts spending the entire season in Memphis (AAA) and compiled a career-high 151.2 innings.
- Led the Pacific Coast League in lowest opponent BA (.223), tied for the league lead in games started (26), while ranking in the Top 10 in strikeouts (131, 3rd), qualifying ERA (4.15, 3rd), innings pitched (151.2, 2nd) and WHIP (1.31, 3rd).
- Ranked among Cardinals minor league leaders in wins (9, 5th), strikeouts (131, 6th), ERA (4.15, 7th), innings pitched (151.2, 3rd), games started (26, 4th), opponent BA (.223 (3rd), WHIP (1.31, 5th) and winning percentage (.529, 5th).
- Named to the Pacific Coast League All-Star Team for the Triple-A All-Star Game in El Paso. Was the starting pitcher for the PCL tossing 2.0 scoreless innings with two strikeouts earning the win.
- Issued a league leading 75 walks, 13 more than his previous high of 62 in 2018.
- Was 5-5 with a 3.56 ERA in 17 starts before the All-Star Break and 4-3 with a 5.26 ERA in nine starts after.
- Started off the season with a 2-0 record and a 1.20 ERA in five starts in April, the second lowest ERA among Cardinals qualifying minor league pitchers in the month.

- Posted 11 quality starts during the season and made 16 starts of 6.0 innings or more.
- Struck out a season-high eight batters over 6.0 innings in his final start of the season at Iowa (9/1).
- Made 15 starts throwing 100 pitches or more after previously notching six total starts in his first three full professional seasons.
- Held opposing right-handed batters to a .204 BA (67-329).

## 2018

- Made a career-high 28 starts between Springfield (AA) and Memphis (AAA) leading all Cardinals minor league pitchers.
- Ranked 2nd among Cardinals minor league leaders with 145.0 innings pitched trailing only Anthony Shew (156.2).
- Named a Texas League All-Star but did not pitch in the game.
- Hurlled a season-high 8.0 scoreless innings scattering six hits at Corpus Christi (5/24) in a no decision as Springfield won 4-0 in 10 innings.
- Held his opposition to one run or less in 10 of 28 starts with two scoreless starts.
- Made two appearances in the Pacific Coast League playoffs pitching 11.1 innings allowing one run (0.79 ERA).
- Threw 7.1 scoreless innings of three-hit ball with six strikeouts for the win in Game 4, clinching the PCL Championship vs. Fresno (9/15).

## 2017

- Led the Florida State League in ERA (3.10), tossing a career-high 119.0 innings.
- Appeared in 23 games, starting 21. His final two appearances of the season came in relief in piggy-back starts of Kevin Siegrist, who was on rehab in Palm Beach.
- Matched his career-high pitching 8.0 innings vs. Bradenton (8/18), allowing one run in a win.
- Made one start in the Florida State League playoffs and hurled 6.0 innings allowing one run on four hits in a series-opening win at Fort Myers (9/5).

## 2016

- Named a Midwest League All-Star and threw a scoreless inning in relief in the game for the West Squad.
- Cardinals Minor League Pitcher of the Month for May posting a 3-0 record with an 0.87 ERA with 26 strikeouts over 31.0 innings in five starts.
- Ranked T10th among Cardinals minor league pitchers with 21 games started.
- Struck out a career-high nine batters over 7.0 innings at Quad Cities (7/27).
- Established a career-high with 8.0 scoreless innings vs. Kane County (5/24) in a win.
- Posted a 4.50 ERA in his first three innings pitched and a 1.35 ERA in the 4th inning and beyond.

## AWARDS & HONORS

**Pacific Coast League Mid-Season All-Star**  
2019: Memphis (AAA)

**Pacific Coast League Pitcher of the Week**  
2019: Memphis (AAA) - June 17-23

**Triple-A Championship**  
2018: Memphis (AAA)

**Pacific Coast League Championship**  
2018: Memphis (AAA)

**Texas League Mid-Season All-Star**  
2018: Springfield (AA)

**Florida State League co-Championship**  
2017: Palm Beach (High-A)

**Midwest League Mid-Season All-Star**  
2016: Peoria (A)

**Cardinals Minor League Pitcher of the Month**  
2016: Peoria (A) - May

## CARDINALS MINOR LEAGUE PITCHERS GAMES STARTED (2017-19)

Rank	Ages	GS
1. <b>Jake Woodford</b>	21-23	75
2. Johan Oviedo	19-21	65
3. Evan Kruczynski	22-24	60
4. Austin Warner	23-25	59
5. Alvaro Seijas	18-20	58

## CARDINALS MINOR LEAGUE PITCHERS INNINGS PITCHED (2017-19)

Rank	Ages	IP
1. <b>Jake Woodford</b>	21-23	415.2
2. Johan Oviedo	19-21	343.1
3. Chris Ellis	25-27	342.2
4. Austin Warner	23-35	334.2
5. Evan Kruczynski	22-24	332.0

## BACKGROUND/PERSONAL

- Signed his college letter of intent to the University of Florida.
- Played high school baseball at Plant High School where he was 7-0 with an 0.67 ERA and 57 strikeouts in 52 innings his senior season.
- Was a Perfect Game USA 3rd Team pre-season All-American and 1st Team Florida All-Region selection in 2015.
- Resides in Tampa, Florida.

2020 OFFICIAL



MEDIA GUIDE

CONGRATULATIONS TO THE  
JOHNSON CITY CARDINALS

---

2019 APPALACHIAN LEAGUE CHAMPIONS



**BASEBALL  
OPERATIONS**

---



## SCOUTING DEPARTMENT

The scouting department has employees devoted to seeking baseball talent in four unique areas: professional, college, high school and international. Professional Scouts analyze major and minor league players from other organizations and compile reports for potential trades and signings. Area Scouts live and work within an assigned geographic area and scout the amateur ranks for talent. Each area scout is assigned a collegiate conference within their region to analyze and report. Crosscheckers verify top talent from coast to coast.

### AMATEUR SCOUTING



**MIKE ROBERTS**  
SPECIAL ASSISTANT TO  
AMATEUR SCOUTING



**JAMAL STRONG**  
SPECIAL ADVISOR TO  
THE SCOUTING DIRECTOR



**AARON LOOPER**  
NATIONAL  
CROSSCHECKER



**ZACH MORTIMER**  
NATIONAL  
CROSSCHECKER

### REGIONAL CROSSCHECKERS



**TY BOYLES**  
MIDWEST



**AARON KRAWIEC**  
WEST



**SEAN MORAN**  
NORTHEAST



**CLINT BROWN**  
SOUTHEAST

### AREA SCOUTS



**CHARLES PETERSON**  
SPECIAL ADVISOR  
TO THE SCOUTING  
DIRECTOR



**JABARI BARNETT**



**JASON BRYANS**



**T.C. CALHOUN**



**MIKE GARCIPARRA**



**DIRK KINNEY**



**TOM LIPARI**



**NICK LONGMIRE**



**JOSHUA LOPEZ**



**JIM NEGRYCH**



**STACEY  
PETTIS**



**CHRIS  
RODRIGUEZ**



**MAURICIO  
RUBIO**



**NATHAN  
SOPENA**



**ELIJAH  
TUPUOLA**

#### PART-TIME AMATEUR SCOUTS

Jim Foster  
Juan Carlos Ramos  
Paul Ah Yat

## BASEBALL OPERATIONS



**RYAN  
FRANKLIN**  
SPECIAL ASSISTANT  
TO THE GM



**TYLER HADZINSKY**  
ASSISTANT DIRECTOR  
OF SCOUTING



**TONY FERREIRA**  
MANAGER, PLAYER  
DEVELOPMENT



**JARED ODOM**  
MANAGER, PRO  
SCOUTING



**MELODY YOUNT**  
MANAGER, PLAYER  
COMMUNICATIONS

## BASEBALL DEVELOPMENT



**EMILY WIEBE**  
MANAGER, PLAYER  
DEVELOPMENT &  
PERFORMANCE




**BRIAN SEYFERT**  
SENIOR DEVELOPER



**TODD HEITMANN**  
SENIOR ANALYTICS  
ENGINEER



**ALAN  
KESSLER**  
SENIOR DATA SCIENTIST



**AUSTIN  
LUKASCHEWSKI**  
APPLICATION DEVELOPER



**JAVIER DURAN**  
COORDINATOR,  
TECHNOLOGY &  
INNOVATION



**ISAIAH BERG**  
ANALYST



**GARRETT  
GREENWOOD**  
ANALYST



**JULIA  
PRUSACZYK**  
ANALYST

NOT PICTURED: JEREMY COHEN – SENIOR DIRECTOR, BASEBALL DEVELOPMENT

## PROFESSIONAL SCOUTING



**CHRIS BOURJOS**



**BRIAN HOPKINS**



**JEFF ISHII**



**AARON KLINEC**



**DERIC MCKAMEY**



**CRAIG RICHMOND**



**JOE RIGOLI**



**KERRY ROBINSON**



## INTERNATIONAL DEPARTMENT

The Cardinals have personnel in five countries outside of the United States and operate a baseball academy in the Dominican Republic as well as two rookie-level summer teams. They scout for baseball talent in the DR, as well as Colombia, the Dutch Antilles, Mexico, Panama and Venezuela. The Cardinals continue to increase their involvement in the Pacific Rim and the emerging Cuban player amateur and pro market.



**LUIS MORALES**  
DIRECTOR,  
INTERNATIONAL  
OPERATIONS & ADMIN



**JOSEPH QUEZADA**  
MANAGER,  
INTERNATIONAL  
OPERATIONS



**AARON RODRIGUEZ**  
ADMINISTRATOR,  
DOMINICAN REPUBLIC  
OPERATIONS



**JOE ALMARAZ**  
SENIOR INTERNATIONAL  
CROSSCHECKER



**DAMASO ESPINO**  
INTERNATIONAL  
CROSSCHECKER



**ANGEL OVALLES**  
SR. LATIN AMERICAN  
CROSSCHECKER/  
DR SUPERVISOR



**ALIX MARTINEZ**  
LATIN AMERICAN/  
DR CROSSCHECKER



**JOSE GONZALEZ**  
MAESTRE  
VENEZUELA  
SCOUTING  
SUPERVISOR



**JHOAN ACEVEDO**  
VENEZUELA



**DARLUIS ALMONTE**  
DOMINICAN  
REPUBLIC



**CARLOS BALCAZAR**  
COLOMBIA



**RAYMI DICENT**  
DOMINICAN REPUBLIC



**WILMER CASTILLO**  
VENEZUELA



**FILIBERTO FERNANDEZ**  
DOMINICAN  
REPUBLIC



**RAMON GARCIA**  
MEXICO



**BRALY GUZMAN**  
DOMINICAN REPUBLIC



**NERIEL MORILLO**  
VENEZUELA



**JESUS PEREZ**  
VENEZUELA



**SANDY ALVAREZ**  
CLUBHOUSE  
MANAGER, DR



**MARCOS ZORRILLA**  
HEAD  
GROUNDS CREW, DR

NOT PICTURED: ESMERALDA HERNANDEZ – ASSISTANT, DOMINICAN REPUBLIC OPERATIONS



(L-R): Sandy Alvarez, Matt Slater, Luis Morales, Aaron Rodriguez, Ludwin Jimenez, Claudio Ramirez, Adanson Cruz, Mike Girsch, Moises Rodriguez, Joseph Quezada, and Esmeralda Hernandez from the second graduating class of the St. Louis Cardinals Dominican Academy, January 24, 2020.

## CARDINALS CORE/GPS

Cardinals Core/GPS is a program that teaches character building and leadership skills to players throughout the St. Louis Cardinals minor league system. Our Peak Performance staff is designed to assist in the mental/psychological aspect of the game.



**BRADEN  
LOOPER**



**RYAN  
LUDWICK**



**ORLANDO  
PALMEIRO**



**CARRIE STEWART**  
PEAK PERFORMANCE  
COACH



**BRIAN ALAZZAWI**  
PEAK PERFORMANCE  
COORDINATOR

## PLAYER DEVELOPMENT

The player development department is responsible for the instruction and education of players on nine minor league teams, including two international clubs and approximately 250 minor league players.

### Minor League Field Instructors



**CHRIS SWAUGER**  
FIELD COORDINATOR



**TIM LEVEQUE**  
SENIOR PITCHING  
COORDINATOR



**JOSÉ LEGER**  
LATIN AMERICAN  
FIELD & ACADEMY  
DEVELOPMENT  
COORDINATOR



**RUSS  
STEINHORN**  
HITTING COORDINATOR



**BARRY WEINBERG**  
SPECIAL ADVISOR TO  
PLAYER DEVELOPMENT



**CALE JOHNSON**  
PITCHING ANALYST/  
STRATEGIST



**RANDY NIEMANN**  
PITCHING INSTRUCTOR



**JOSÉ OQUENDO**  
INSTRUCTOR



**JOHNNY  
RODRIGUEZ**  
INFIELD COORDINATOR



**RYAN LUDWICK**  
ROVING  
HITTING INSTRUCTOR



**JASON  
ISRINGHAUSEN**  
ROVING  
PITCHING INSTRUCTOR



**JOSEPH HAWKINS**  
ASSISTANT HITTING  
COORDINATOR


### Minor League 4th Coaches



**ERIC PETERSON**  
MEMPHIS



**WILLI MARTIN**  
SPRINGFIELD



**CHRISTINA  
WHITLOCK**  
PALM BEACH



**KEDEEM OCTAVE**  
PEORIA

## PERFORMANCE DEPARTMENT



**ROBERT BUTLER**  
DIRECTOR OF  
PERFORMANCE



**KEITH JOYNT**  
MEDICAL  
COORDINATOR,  
PLAYER  
DEVELOPMENT



**AARON RHODES**  
STRENGTH &  
CONDITIONING  
COORDINATOR,  
PLAYER DEVELOPMENT



**MATT LEONARD**  
REHAB COORDINATOR,  
PLAYER  
DEVELOPMENT



**DANIEL MACLEA**  
PERFORMANCE  
SPECIALIST,  
PLAYER  
DEVELOPMENT



**VICTOR KURI**  
ASSISTANT REHAB  
COORDINATOR,  
PLAYER  
DEVELOPMENT

## Sports Medicine



**DAN MARTIN**  
MEMPHIS



**CHRIS WHITMAN**  
SPRINGFIELD



**ALEX WOLFINGER**  
PALM BEACH



**CHRIS WALSH**  
PEORIA



**JUSTIN WILSON**  
JOHNSON CITY



**PADEN EVELAND**  
GULF COAST LEAGUE



**PEDRO BETANCOURT**  
MEDICAL COORDINATOR,  
DOMINICAN SUMMER LEAGUE



**KIOMY MARTINEZ**  
DOMINICAN SUMMER  
LEAGUE

NOT PICTURED:  
PHILLIP LEE – STATE COLLEGE  
JEFF CASE – DOMINICAN SUMMER LEAGUE

## Strength and Conditioning



**FRANK WITKOWSKI**  
MEMPHIS



**DAN VEGA**  
SPRINGFIELD



**ROSS HASEGAWA**  
PALM BEACH



**JACQUELINE GOVER**  
PEORIA



**DONALD TRAPP**  
STATE COLLEGE



**CORY RITTER**  
GULF COAST LEAGUE



**CHRIS LATIMER**  
DOMINICAN SUMMER  
LEAGUE



**LUIS POLANCO**  
DOMINICAN SUMMER  
LEAGUE

NOT PICTURED:  
RYAN DUFFY – JOHNSON CITY  
GERADO DE LEON – DOMINICAN SUMMER LEAGUE




## MEMPHIS REDBIRDS (AAA)

### AutoZone Park

200 Union Avenue  
Memphis, TN 38103  
(901) 721-6050 • [www.memphisredbirds.com](http://www.memphisredbirds.com)

President/General Manager: Craig Unger  
Media Contact: Mike Weisman  
[mweisman@memphisredbirds.com](mailto:mweisman@memphisredbirds.com)  
Athletic Trainer: Dan Martin



### BEN JOHNSON

### MANAGER

Ben Johnson enters his second year as manager of the Memphis Redbirds and second as a coach in the Cardinals organization. In his first season leading the Redbirds, Johnson's squad went 69-71, finishing 6.0 games out of first place in the American Northern Division. He took a team that was 40-60 on July 20 and did not lose consecutive games until the Redbirds were eliminated the final two days of the season, having a shot at the division in the last series of the regular season at rival Iowa.

The Redbirds clubbed a franchise record 200 home runs in 2019, outdistancing their previous high of 181 in 2004.

Johnson came to the Cardinals from the Durham Bulls, the Triple-A International League affiliate of the Tampa Bay Rays, where he spent the 2018 season as the third base coach working with the outfielders and base running.

The Bulls led the International League in home runs, slugging percentage, runs scored and finished second in hits on their way to the league championship.

Prior to his time with the Bulls, Johnson was a scout with the Arizona Diamondbacks (2014-17), coached high school baseball at Millennium High School in Goodyear, Ariz. (2011-13), and managed Independent League baseball in Arizona.

No stranger to the city of his new role, Johnson was born in Memphis, Tenn., and played high school baseball at Germantown High School with 10-year veteran Major League pitcher Paul Maholm. The high school also produced current Los Angeles Angels pitching coach Mickey Callaway.

Upon graduation from high school, Johnson was drafted by the St. Louis Cardinals in the 4th round of the June 1999 First-Year Player draft. During the 2000 season, he was traded with RHP Heathcliff Slocumb to the San Diego Padres in exchange for veteran catcher Carlos Hernandez and minor league infielder Nate Tebbbs.

Johnson made his Major League debut on June 26, 2005, vs. Seattle and would play 98 games over the next three seasons as a member of the Padres and Mets. He posted a career batting average of .230 with seven home runs and 26 RBI while playing all three outfield positions.

He was named the Padres Minor League Player of the Year in 2005 when he hit a career-high .312 with 25 home runs and 83 RBI as a member of the Portland Beavers. Johnson played 901 games over parts of 10 minor league seasons with the Cardinals, Padres, Mets and Tigers organizations batting .262 with 115 career home runs and 473 RBI. He played his final season in professional baseball in 2010 with the Erie Seawolves of the Eastern League in the Tigers organization.

Johnson, 38, is married to his wife Elizabeth and the couple has two children, Ethan (16) and Ruby (3). They reside in Phoenix, Arizona.



### BRANDON ALLEN

### HITTING COACH

Allen enters his fourth season in the Cardinals organization and his first as a hitting coach in Memphis (AAA) after serving in the same capacity in Springfield (AA) in 2019, Palm Beach (A) in 2018 and Johnson City (R) in 2017.

Last season, Allen mentored a lineup that featured Dylan Carlson, the 2019 Cardinals Minor League Player of the Year, who hit .281 with 21 HR and 59 RBI for Springfield.

Allen played professionally for 13 years that included parts of four seasons in the Major Leagues. The former left-handed hitter batted a combined .203 with 12 home runs and 41 RBI in 116 games between Arizona (2009-11), Oakland (2011-12), Tampa Bay (2012).

In 2011, Allen became only the second player in history to homer into the upper deck at the New Yankee Stadium (Russell Branyan being the first). In 2012, Allen was the Opening Day first baseman for the eventual A.L. West champions, starting the MLB opener on March 28 in Tokyo against the Mariners.

Allen, who earned a football scholarship to Rice as a linebacker and defensive end and had a baseball scholarship at the University of Houston, was originally drafted by the Chicago White Sox in the fifth round of the 2004 First-Year Player Draft out of Montgomery (Texas) High School. The 34-year-old resides in Indiana, Pa., with his wife Gabrielle.



### DERNIER OROZCO

### PITCHING COACH

Orozco enters his third season as pitching coach with Memphis and 15th in the Cardinals organization, serving at five different levels of player development.

The 2019 Redbirds made an outstanding run at the division during the final month of the season in which the Redbirds staff posted a 3.25 ERA in August, the lowest in all of Triple-A ball, and held opponents to the 2nd-fewest home runs in the Pacific Coast League (169) in a season which home run numbers were escalated across the board.

The 2018 Redbirds led the Pacific Coast League with a 3.54 ERA out-distancing second place Oklahoma City (3.92) and allowed the fewest hits, en route to the league championship and Triple-A National Championship. The Redbirds pitching staff was led by Dakota Hudson, the PCL Pitcher of the Year and 2018 Cardinals Minor League Pitcher of the Year.

Orozco previously spent three seasons as pitching coach with Peoria (A), all of which included trips to the Midwest League playoffs, following two seasons with State College (A) in the New York-Penn League.

The Chiefs pitching staff combined for at least 10 shutouts in each of Orozco's three seasons, and the 2015 Peoria squad led the league in strikeouts (1,149) while boasting the league leader in ERA (Matt Pearce, 2.43), wins (Austin Gomber, 15) and strikeouts (Gomber, 140). In 2014, his State College pitching staff ranked second in the league in ERA (2.97) en route to the league championship while posting an outstanding 0.87 ERA over six postseason games, including two shutouts. The 2013 State College squad led the New York-Penn League in ERA (2.80).

Orozco began his time with the Cardinals as a coach in the Venezuelan Summer League from 2006-08 before receiving the title of pitching coach in Venezuela in 2010. He was the pitching coach for the Gulf Coast League Cardinals in 2009 and 2011.

Orozco played six pro seasons in the Red Sox organization as a right-handed pitcher. He posted a 1.88 ERA in 14 Venezuelan Summer League outings (three starts) in 2002, and went 4-2 over 14 games (29.2 IP) for the Gulf Coast League Red Sox in 2003, his final season.

Orozco, 39, resides in Venezuela in the off-season.



# 2019 FINAL MEMPHIS STATISTICS



Manager: Ben Johnson

Record: 69-71 (8th in Pacific Coast League, 2nd in American South Division)

Postseason: N/A

Attendance: 327,753 (13th)

Mid-Season All-Stars: 1B Rangel Ravelo, RHP Jake Woodford, C Andrew Knizner.

Post-Season All-Stars: N/A

## Most-Used Lineup (Most games at each position)

1B John Nogowski	107	C Andrew Knizner	61	ST Jake Woodford	26
2B Ramón Urías	64	OF Adolis García	117	REL Chasen Shreve	51
3B Max Schrock	56	OF Lane Thomas	72		
SS Edmundo Sosa	84	OF Randy Arozarena	59		

BATTERS	AVG	G	AB	R	H	2B	3B	HR	RBI	SH	SF	BB	IBB	SO	SB	CS	HP	DP	OBP	SLG	E
Arozarena, Randy	.358	64	246	51	88	18	2	12	38	0	2	24	0	48	9	7	11	5	.435	.593	0
Bader, Harrison	.317	16	63	23	20	3	0	7	15	0	0	8	0	16	3	0	4	1	.427	.698	1
Capel, Conner	.433	8	30	5	13	5	0	2	7	0	0	1	0	6	1	0	0	0	.452	.800	0
Carlson, Dylan	.361	18	72	14	26	4	2	5	9	0	0	6	0	18	2	1	1	0	.418	.681	1
Carpenter, Matt	.182	4	11	2	2	1	0	0	3	0	0	3	0	4	0	0	0	0	.357	.273	1
China, Chris	.250	6	8	1	2	1	0	0	0	0	0	0	0	0	0	0	0	1	.250	.375	0
Donovan, Brendan	1.000	1	1	0	1	1	0	0	0	0	0	0	0	0	0	0	0	1	1.000	2.000	0
Edman, Tommy	.305	49	197	39	60	12	4	7	29	2	2	15	0	33	9	0	2	2	.356	.513	1
García, Adolis	.253	132	491	96	124	22	6	32	96	1	2	22	0	159	14	10	13	5	.301	.517	3
Godoy, Jose	.316	27	79	10	25	6	0	2	9	0	1	7	0	16	0	0	0	3	.368	.468	1
Gonzalez, Yariel	.136	7	22	3	3	0	0	3	6	1	0	3	0	6	0	0	0	0	.240	.545	0
Hudson, Joe	.223	60	197	24	44	5	1	10	30	0	4	20	0	69	0	0	1	10	.293	.411	2
Knizner, Andrew	.276	66	246	41	68	10	0	12	34	0	2	24	1	37	2	0	8	6	.357	.463	5
Lopez, Irving	.300	21	60	13	18	3	2	1	5	0	1	9	0	14	0	1	0	1	.386	.467	1
Martinez, Jose	.278	42	90	16	25	6	0	3	11	0	0	12	0	20	1	0	1	4	.369	.444	3
Mendoza, Evan	.313	6	16	3	5	1	0	0	1	0	0	3	0	2	0	0	0	0	.421	.375	2
Mieses, Johan	.339	22	62	12	21	1	1	6	17	0	0	8	0	11	0	1	0	1	.414	.677	0
Molina, Yadier	.250	4	8	2	2	0	0	1	5	2	0	0	0	4	0	0	0	0	.250	.625	0
Munoz, Yairo	.231	3	13	1	3	0	0	1	2	0	0	1	0	4	0	0	0	1	.286	.462	0
Nogowski, John	.295	117	380	77	112	22	1	15	75	0	4	69	0	54	1	2	10	14	.413	.476	2
O'Neill, Tyler	.265	41	151	26	40	5	0	11	26	0	1	14	0	51	3	0	0	3	.325	.517	0
Ozuna, Marcell	.444	3	9	3	4	1	0	1	6	0	0	2	0	0	0	0	1	1	.583	.889	0
Pena, Francisco	.333	6	18	3	6	2	0	1	4	0	0	3	0	3	0	0	0	1	.429	.611	0
Ravelo, Rangel	.299	95	334	50	100	20	1	12	56	0	1	37	1	61	0	1	9	9	.383	.473	5
Robertson, Kramer	.235	66	179	28	42	10	0	5	24	0	0	27	0	42	2	4	3	1	.344	.374	12
Robinson, Drew	.265	55	189	28	50	8	2	6	28	3	3	36	3	71	10	3	3	2	.385	.423	8
Schrock, Max	.275	85	265	42	73	20	1	2	31	0	0	37	0	49	12	2	1	5	.366	.381	6
Sosa, Edmundo	.291	118	453	70	132	18	5	17	62	4	6	17	0	96	2	3	16	9	.335	.466	13
Thomas, Lane	.268	75	265	42	71	17	2	10	44	0	3	32	0	80	11	6	4	2	.352	.460	1
Urías, Ramon	.263	96	316	51	83	24	0	9	52	1	3	44	1	71	4	1	11	12	.369	.424	7
Williams, Justin	.353	36	102	20	36	5	0	7	26	0	1	16	1	30	0	0	0	2	.437	.608	0
TOTALS	.278	140	4731	803	1314	251	30	200	761	26	36	509	7	1166	86	42	99	105	.358	.470	82

PITCHERS	W-L	ERA	G	GS	CG	SHO	GF	SV	IP	H	R	ER	HR	HB	BB	IBB	SO	WP	BK
Arauz, Harold	7-2	5.93	13	9	0	0	1	0	57.2	67	40	38	12	7	22	0	31	3	0
Beck, Chris	0-7	6.10	37	0	0	0	29	6	41.1	50	31	28	8	1	18	2	39	2	1
Cabrera, Genesis	5-6	5.91	20	18	0	0	0	0	99.0	107	68	65	20	5	39	0	106	4	1
Cervenka, Hunter	1-2	2.95	36	0	0	0	14	4	42.2	31	16	14	2	3	23	0	50	6	0
Cruz, Jesus	6-6	6.24	50	0	0	0	10	0	57.2	51	44	40	8	6	41	2	79	1	2
Dobzanski, Bryan	0-1	7.36	3	0	0	0	1	0	3.2	2	3	3	0	0	5	0	4	0	0
Elledge, Seth	3-1	4.72	21	3	0	0	2	0	34.1	28	18	18	3	1	19	0	32	7	0
Ellis, Chris	5-5	7.18	40	7	0	0	5	1	79.0	98	65	63	13	8	47	1	82	11	0
Fasola, John	0-2	8.71	8	0	0	0	3	2	10.1	12	10	10	1	2	6	0	6	1	0
Fernandez, Junior	2-1	1.48	18	0	0	0	5	2	24.1	17	6	4	0	2	11	0	27	1	1
Gallagos, Giovanni	0-0	0.00	1	0	0	0	1	0	1.0	0	0	0	0	0	0	0	1	0	0
Gomber, Austin	4-0	2.98	8	8	1	1	0	0	45.1	42	17	15	5	0	16	0	52	1	0
Gonzalez, Edgar	0-0	0.00	1	0	0	0	0	0	1.2	1	0	0	0	1	1	0	0	0	0
Gregerson, Luke	0-0	0.00	2	0	0	0	0	0	2.0	2	0	0	0	0	0	0	1	0	0
Hauschild, Mike	1-3	7.96	10	9	0	0	0	0	37.1	45	34	33	5	1	25	0	23	3	0
Helsley, Ryan	2-3	4.58	17	7	0	0	3	1	37.1	29	20	19	3	0	20	0	41	3	0
Jones, Connor	0-0	0.00	1	0	0	0	1	0	2.0	0	0	0	0	0	0	0	1	0	0
Kruczynski, Evan	1-2	8.01	7	6	0	0	0	0	30.1	44	27	27	3	2	17	0	28	2	1
Layne, Tommy	3-1	6.45	34	0	0	0	11	0	37.2	44	31	27	8	5	18	1	37	1	0
Leone, Dominic	1-0	2.84	23	0	0	0	5	0	31.2	20	10	10	3	2	14	0	42	4	0
Martinez, Carlos	0-0	0.00	3	0	0	0	0	0	3.2	1	0	0	0	1	4	0	6	0	0
Mayers, Mike	0-1	3.15	20	1	0	0	10	6	20.0	21	10	7	4	0	7	0	24	1	0
Meisinger, Ryan	0-4	3.09	21	3	0	0	3	0	35.0	36	18	12	5	1	10	0	42	4	0
Nogowski, John	0-0	0.00	3	0	0	0	3	0	3.0	4	0	0	0	0	2	0	1	0	0
Parsons, Tommy	0-1	9.00	1	1	0	0	0	0	5.0	7	5	5	2	1	2	0	6	0	0
Ponce de Leon, Daniel	8-4	2.88	16	16	0	0	0	0	84.1	62	30	27	7	6	43	1	86	6	0
Ramirez, Roel	1-0	0.00	2	0	0	0	1	0	3.0	0	0	0	0	0	1	0	5	0	0
Reyes, Alex	1-3	7.39	10	7	0	0	1	0	28.0	27	24	23	5	1	24	0	38	3	0
Rosscup, Zac	0-1	5.40	17	0	0	0	3	1	16.2	15	10	10	1	0	18	1	23	4	0
Rosscup, Zac	0-0	4.50	8	0	0	0	1	0	8.0	7	4	4	0	0	15	1	9	3	0
Shew, Anthony	1-3	5.58	10	8	0	0	1	0	40.1	47	28	25	7	2	20	0	43	2	0
Shreve, Chasen	2-2	3.45	51	0	0	0	21	3	60.0	45	25	23	6	3	26	0	68	3	0
Warner, Austin	4-2	5.70	11	11	0	0	0	0	60.0	71	40	38	15	3	30	1	55	3	0
Webb, Tyler	0-1	2.70	5	0	0	0	1	0	6.2	7	3	2	0	1	2	0	5	1	0
Whitley, Kodi	2-0	1.52	16	0	0	0	6	2	23.2	21	5	4	0	0	4	0	27	1	0
Woodford, Jake	9-8	4.15	26	26	0	0	0	0	151.2	124	75	70	22	5	75	0	131	7	0
TOTALS	69-71	4.87	140	140	1	8	139	27	1208.2	1170	707	654	167	70	607	9	1228	84	6

## SPRINGFIELD CARDINALS (AA)

### Hammons Field

955 East Trafficway  
Springfield, MO 65802  
(417) 863-2143 • [www.springfieldcardinals.com](http://www.springfieldcardinals.com)

VP/General Manager: Dan Reiter  
Media Contact: Andrew Buchbinder  
[abuchbinder@cardinals.com](mailto:abuchbinder@cardinals.com)  
Athletic Trainer: Chris Whitman



### JOE KRUZEL

### MANAGER

Joe Kruzel enters his second season as manager in Springfield, after serving in the same role for the 2017-18 seasons in State College. This is his seventh year managing in the Cardinals organization, previously serving as manager three years at Peoria (A) from 2014-16 and the 2013 season at Johnson City (R). Prior to managing, he spent five seasons (2008-12) as hitting coach for the Cardinals' Class-A affiliate in Quad Cities. The 2020 season marks his 13th season in the Cardinals organization.

In 2017, Kruzel led the Spikes to their fifth straight campaign of at least 40 wins and was the manager of the winning South club in the New York-Penn League All-Star Game. He also managed Peoria (A) to the Midwest League postseason in back-to-back seasons from 2015-16. Across five seasons as a manager in the Cardinals organization, Kruzel's squads have a record of 392-382 (.506), and he holds a career mark of 423-413 (.506), including one season in the Reds organization.

The 2019 Springfield squad was led by Dylan Carlson, who was named Cardinals Minor League Player of the Year and Angel Rondon, the Cardinals Minor League Pitcher of the Year.

As hitting coach in Quad Cities in 2012, the team led Midwest League in home runs (109) and RBI (649).

Kruzel came to the Cardinals after spending the 2006 and 2007 seasons in the Reds organization. In 2006, Kruzel was the hitting coach for the Gulf Coast League Reds before moving on to the manager position at Billings (R) in 2007.

Prior to his time with the Reds, the veteran collegiate coach served as the assistant baseball coach at Miami (Ohio) University in 2005 as the Redhaws tied the school record with 45 wins and advanced to the Austin Regional. He also spent 15 seasons (1989-2003) at the University of Toledo, where he served as the assistant baseball coach from 1989-92 and then moved on to head coach from 1993-2003. Kruzel was named Mid-American Conference Coach of the Year in 1999 and coached Mitch Maier in 2003, who was the only first round draft pick (Kansas City Royals) in Toledo history and consensus first-team All-American. In addition to his coaching career, Kruzel played second base at Toledo from 1985-1988.

Kruzel, 54, was elected into the Toledo City Athletic League Hall of Fame in 2018 and the Toledo Central Catholic High School Hall of Fame in April 2020. He resides in Hamilton, Ohio, with his wife Amy and three children A.J. (27), Jaime (23) and Abby (21). A.J. was drafted by the Cardinals in the 37th round of the 2013 draft, but did not sign. Jaime was a member of the University of Cincinnati dance team.



### TYGER PEDERSON

### HITTING COACH

Pederson enters his second season as hitting coach in the Cardinals organization and his first in Springfield after spending the 2019 season in Palm Beach.

Prior to coaching professionally, Pederson was the manager of the Duluth Huskies in 2018, leading the team to the Northwoods League Division Championship setting franchise records in wins, runs scored and stolen bases.

Other coaching experience includes working as assistant coach for Cal Poly-San Luis Obispo's baseball team in 2018 and as the graduate assistant coach at Hawaii Pacific in 2017. Pederson was a coach in Taiwan for Major League Baseball and managed the Orange County Rip tide to a California Collegiate League championship in 2017 earning CCL Manager of the Year honors.

The former multi-sport standout at Palo Alto High School, played college baseball at the University of the Pacific where he was team captain his senior year playing second base. In 2013, the Los Angeles Dodgers selected him with their 33rd round pick in the June 2013 First-Year Player Draft. Pederson played one year of professional baseball in the Arizona League before competing in Independent League baseball from 2014-16 with the San Rafael Pacifics, Vallejo Admirals and Rockford Aviators.

Pederson, 31, comes from an athletic family. He is the son of former Dodgers' outfielder Stu Pederson, and the older brother of Los Angeles Dodgers All-Star outfielder Joc Pederson. His sister, Jacey, plays soccer for UCLA and brother Champ works for the Golden State Warriors serving as a motivational speaker with down syndrome. He resides in Palo Alto, Calif.



### DARWIN MARRERO

### PITCHING COACH

Marrero enters his third season as pitching coach with Springfield following three seasons (2015-17) in the same role with State College (A) and the previous two years with the Gulf Coast League Cardinals (2013-14).

The 2019 Springfield pitching staff was led by Angel Rondon, the Texas League ERA leader and 2019 Cardinals Minor League Pitcher of the Year.

In the 2018-19 off-season, Marrero was the pitching coach for Panama which won the Caribbean Series and posted the lowest ERA in the tournament. This past off-season, Marrero was pitching coach for Venezuela in the Pre-Olympics.

In 2016, State College recorded a league-low 1.76 ERA in the New York-Penn League Playoffs on their way to capturing the league championship. State College led the league with nine shutouts and had the second fewest runs allowed (285) as a staff.

Two of the last five seasons, Marrero's pitching staffs have led the league in shutouts and ranked first or second in runs allowed.

Prior to joining the Cardinals, Marrero was a pitching coach for the Sioux City Explorers in the American Association (2008). The Explorers staff boasted the Pitcher of the Year winner and the closer established a new league saves record. In 2005, he was pitching coach for the Capitales de Quebec in the Can-Am League.

Marrero's playing career lasted from 1998-2004 with the Montreal Expos organization, attaining his highest level at Double-A, as well as pitching eight seasons in the Venezuelan Winter League.

Marrero, 39, a Venezuela native, resides in Tampa, Fla., with his wife, Monica, and their three children, Darwin, Jr. (15), Nikary (12) and Sophia (11).

# 2019 FINAL SPRINGFIELD STATISTICS



**Manager:** Joe Kruzel

**Record:** 60-80 (3rd in North Division, 7th in Texas League).

**Attendance:** 328,217 (4th)

**Mid-Season All-Stars:** RHP Austin Warner, OF Dylan Carlson.

**Post-Season All-Stars:** OF Dylan Carlson. **Player of the Year:** OF Dylan Carlson.

## Most-Used Lineup (Most games at each position)

1B Chirs Chinae . . . . . 55	C Brian O'Keefe . . . . . 78	ST Johan Oviedo . . . . . 23
2B Irving López . . . . . 82	OF Dylan Carlson . . . . . 100	REL Jacob Patterson . . . . . 51
3B Elehuris Montero . . . . . 52	OF Conner Capel . . . . . 85	
SS Rayder Ascanio . . . . . 70	OF Johan Mieses . . . . . 74	

BATTERS	AVG	G	AB	R	H	2B	3B	HR	RBI	SH	SF	HP	BB	IBB	SO	SB	CS	DP	OBP	SLG	E
Arozarena, Randy	.309	28	97	14	30	7	2	3	15	0	0	6	13	2	23	8	5	4	.422	.515	1
Ascanio, Rayder	.270	76	267	35	72	17	0	6	40	0	1	5	19	1	54	3	2	12	.329	.401	4
Billings, Shane	.370	13	27	5	10	1	0	2	7	0	0	0	1	0	3	0	0	0	.393	.630	0
Capel, Conner	.232	98	341	39	79	12	1	9	40	0	2	2	23	0	84	9	4	4	.283	.352	3
Carlson, Dylan	.281	108	417	81	117	24	6	21	59	0	7	7	52	3	98	18	7	3	.364	.518	1
Carpenter, Matt	.000	5	15	0	0	0	0	0	0	0	0	0	4	0	4	0	0	0	.211	.000	0
Chinae, Chris	.280	83	286	28	80	14	1	10	32	0	1	3	16	0	83	0	0	7	.324	.441	2
Godoy, Jose	.256	47	160	22	41	10	0	5	33	1	3	6	18	0	30	0	1	1	.348	.413	2
Gonzalez, Yariel	.274	56	215	30	59	10	0	11	45	0	1	1	17	3	34	3	4	3	.329	.474	3
Hurst, Scott	.191	45	141	18	27	9	0	1	13	3	0	0	17	0	46	1	0	3	.278	.277	2
Kirtley, Zach	.230	63	187	27	43	13	0	5	19	4	1	4	21	0	56	2	0	6	.319	.380	6
Lopez, Irving	.255	84	302	50	77	15	4	10	30	2	0	14	20	2	63	1	1	3	.330	.430	3
Martinez, Jose	.500	5	16	0	8	1	0	0	4	0	0	0	3	0	1	1	0	0	.579	.563	0
Martinez, Jose	.253	23	79	7	20	3	0	1	5	0	1	0	11	0	18	1	0	2	.341	.329	2
Mendoza, Evan	.248	54	206	20	51	8	1	1	20	0	2	0	14	0	44	5	1	5	.293	.311	3
Mieses, Johan	.213	96	324	41	69	11	0	16	49	1	1	11	30	0	86	6	0	4	.301	.395	10
Molina, Yadier	.083	4	12	0	1	0	0	0	1	0	1	1	0	0	8	1	0	0	.143	.083	0
Montero, Elehuris	.188	59	224	23	42	8	0	7	18	0	0	0	14	0	74	0	1	3	.235	.317	7
Nothbaar, Lars	.269	33	93	12	25	2	1	0	3	0	1	0	16	0	22	1	1	1	.373	.312	1
O'Keefe, Brian	.229	88	301	36	69	9	0	13	40	1	3	4	37	0	71	1	1	5	.319	.389	3
O'Neill, Tyler	.167	6	24	4	4	1	0	2	2	0	0	0	0	0	9	0	0	0	.167	.458	0
Perri, Michael	.156	12	45	3	7	0	0	0	1	0	0	0	2	0	7	0	0	0	.191	.156	0
Pinder, Chase	.160	14	50	4	8	0	0	0	1	1	0	0	5	0	19	0	0	0	.236	.160	2
Robertson, Krumo	.227	57	194	40	44	5	1	6	27	2	3	8	39	0	43	12	6	6	.373	.356	5
Rodriguez, Julio	.222	14	45	2	10	1	0	1	7	0	0	0	2	0	15	0	0	1	.255	.311	0
Toerner, Justin	.211	49	166	30	35	5	0	7	18	1	0	4	28	1	55	10	3	0	.338	.367	0
Triunfel, Alberto	.189	67	212	22	40	12	0	0	11	4	1	1	16	0	61	1	4	7	.248	.245	5
Trosclair, Stefan	.000	2	7	0	0	0	0	0	0	0	0	0	0	0	5	0	0	0	.000	.000	1
Urias, Ramon	.375	2	8	1	3	0	0	0	1	0	0	0	0	0	2	0	0	1	.375	.375	0
Williams, Justin	.193	17	57	7	11	1	0	1	3	0	0	0	4	0	17	1	0	1	.246	.263	0
Yezzer, Juan	.231	17	52	8	12	2	0	2	10	0	2	0	5	0	14	0	0	3	.288	.385	0
TOTALS	.237	140	4642	609	1101	203	17	140	558	36	32	77	449	12	1189	85	43	85	.313	.379	76

PITCHERS	W-L	ERA	G	GS	CG	SHO	GF	SV	IP	H	R	ER	HR	HB	BB	IBB	SO	WP	BK
Arauz, Harold	0-4	7.71	6	6	0	0	0	0	28	46	26	24	5	1	14	0	20	3	0
Baird, Michael	0-0	2.16	1	0	0	0	0	0	1.2	5	4	4	1	0	1	0	0	0	0
Cruz, Jesus	0-0	2.45	2	0	0	0	0	0	3.2	1	1	1	0	0	5	0	10	0	0
Dayton, Patrick	0-0	6.75	1	0	0	0	0	0	4.0	4	3	3	0	0	1	0	1	0	0
Dobzanski, Bryan	2-1	3.55	24	1	0	0	7	2	33.0	35	15	13	6	1	15	1	39	0	0
Elledge, Seth	3-3	3.78	26	0	0	0	13	3	33.1	34	15	14	3	1	13	2	43	7	0
Fagalde, Alex	4-5	4.43	12	11	0	0	0	0	67.0	62	34	33	11	0	23	0	51	2	2
Fasola, John	0-1	4.15	5	0	0	0	2	1	4.1	4	2	2	1	1	3	0	5	0	0
Fernandez, Junior	1-1	1.55	18	0	0	0	11	5	29.0	18	6	5	0	1	11	1	42	5	0
Godoy, Jose	0-0	0.00	2	0	0	0	2	0	1.1	0	0	0	0	0	1	0	1	0	1
Gomber, Austin	0-0	0.00	3	2	0	0	0	0	4.0	1	0	0	0	0	1	0	2	0	0
Gonzalez, Merandy	2-3	6.64	34	1	0	0	10	4	40.2	54	33	30	5	2	31	2	39	6	1
Gregerson, Luke	0-0	1.50	6	0	0	0	0	0	6.0	3	1	1	0	0	0	0	7	1	0
Jones, Connor	1-1	4.66	42	0	0	0	16	9	48.1	54	29	25	5	3	35	0	49	11	0
Kruczynski, Evan	3-8	5.60	21	20	0	0	0	0	117.1	123	77	73	18	1	50	1	118	11	1
Latcham, Will	0-2	7.08	31	0	0	0	6	0	40.2	56	32	32	9	5	20	1	31	3	0
Leahy, Kyle	0-0	0.00	1	0	0	0	1	0	3.0	1	0	0	0	0	0	0	2	0	0
Lopez, Irving	0-0	27.00	1	0	0	0	1	0	0.1	2	1	1	0	0	1	0	0	0	0
Martinez, Carlos	0-0	4.50	1	0	0	0	0	0	2.0	4	1	1	0	1	0	0	0	0	0
Meisner, Casey	0-2	9.78	6	4	0	0	0	0	19.1	33	24	21	10	2	6	1	20	0	0
Mendoza, Hector	0-1	2.00	6	0	0	0	0	0	9.0	5	2	2	1	0	6	0	8	0	0
O'Reilly, Mike	0-1	7.94	5	0	0	0	0	0	11.1	12	10	10	0	1	5	0	8	0	0
Osnowitz, Mitchell	2-1	4.62	20	0	0	0	8	1	25.1	24	13	13	4	1	9	0	25	2	0
Oviedo, Johan	7-8	5.65	23	23	0	0	0	0	113.0	120	72	71	9	8	64	0	128	6	3
Parsons, Tommy	4-6	5.29	14	14	0	0	0	0	83.1	91	50	49	26	0	13	0	77	2	2
Patterson, Jacob	6-5	5.55	51	1	0	0	21	1	58.1	66	42	36	13	4	18	1	78	4	0
Perez, Williams	6-3	5.61	13	13	0	0	0	0	67.1	77	43	42	10	2	28	1	70	0	0
Ramirez, Roel	5-3	4.98	41	5	0	0	14	1	72.1	76	45	40	6	8	29	0	80	10	0
Rondon, Angel	6-6	3.21	20	20	0	0	0	0	115.0	99	45	41	11	5	42	2	112	5	1
Shew, Anthony	1-2	1.93	5	5	0	0	0	0	28.0	27	8	6	1	2	6	1	27	2	0
Warner, Austin	4-6	3.83	15	14	0	0	0	0	82.1	83	41	35	10	4	25	1	88	2	0
Whitley, Kodi	1-4	1.83	31	0	0	0	21	7	39.1	31	14	8	3	1	13	2	46	3	0
Williams, Ronnie	2-3	4.24	25	0	0	0	7	1	34.0	32	16	16	6	3	21	2	36	4	0
TOTALS	60-80	4.79	140	140	0	5	140	35	1225.2	1283	705	652	174	56	510	19	1263	89	11

## PALM BEACH CARDINALS (High-A)

### Roger Dean Chevrolet Stadium

4751 Main St.

Jupiter, FL 33458

(561) 775-1818 • [www.palmbeachcardinals.com](http://www.palmbeachcardinals.com)

General Manager: Mike Bauer

Media Contact: Andrew Miller

[miller@rogerdeanstadium.com](mailto:miller@rogerdeanstadium.com)

Athletic Trainer: Alex Wolfinger



### DANN BILARDELLO

### MANAGER

Bilardello returns for his fifth season as manager of Palm Beach, 11th year managing in the Cardinals organization and 15th overall as a minor league manager. Bilardello led Palm Beach to back-to-back playoff appearances for only the second time in franchise history in 2017 and 2018. The club won the 2017 Florida State League South Division title, and were named co-champions of the league, as Hurricane Irma forced the cancellation of the league finals.

From 2012-16, Bilardello advanced a coaching level each season, starting with his third and final year in Batavia (A) in 2012, Peoria (A) in 2013, Palm Beach (High-A) in 2014 and Springfield (AA) for the 2015-16 seasons.

Bilardello piloted Springfield to winning the Texas League First Half North Division Championship at 41-29 in 2016. The club's 41 victories set a franchise record for most in the First Half in team history. He and his Springfield staff managed the North Division in the 2016 Texas League All-Star Game.

In 2012, Bilardello's Batavia squad posted a 44-32 record, finishing one game out of the wild card and two games behind the division leader after pulling off a nine-game win streak. His 2010 Batavia squad won the Pinckney Division crown in his first season at the helm.

The former Major League catcher brought four years of minor league managing experience from the Dodgers and Red Sox organizations. He coached Boston-affiliate Wilmington (High-A) in the Carolina League during the 2005 season after three years managing Dodgers affiliates, including a Pioneer League Championship with Great Falls (R) in 2002 before moving to South Georgia (A) in 2003 and Columbus (A) in 2004.

In 15 years of managing, Bilardello has a career record of 903-846 (.516) between his time with the Dodgers, Red Sox and Cardinals.

Bilardello played all or part of eight Major League seasons as a catcher with Cincinnati (1983-85), Montreal (1986), Pittsburgh (1989-90) and San Diego (1991-92). He signed with the Dodgers after being chosen in the first round of the secondary phase of the 1978 June amateur draft. He played a career-high 109 games during his rookie season with the Reds, posting career bests in home runs (9) and RBI (38). He hit his first MLB home run off Tom Seaver.

Bilardello, 60, resides in Naples, Fla., and has three children (two sons, Davis and Trey, and a daughter, Kammie). Davis was a left-handed pitcher drafted by the Cardinals in the 43rd round of the 2007 draft and played as high as Palm Beach (High-A). Trey is a professional golf caddy on the PGA Tour. Kammie was a two-sport athlete at Webber International University, playing tennis for four years and volleyball for three years.



### BRIAN BURGAMY

### HITTING COACH

Burgamy enters his first season as hitting coach for Palm Beach after working in the same role at Johnson City in 2019. He was promoted into his current coaching role after serving as a 4th coach in the Cardinals organization in 2018.

The 2019 Johnson City squad won the Appalachian League championship powered behind an offensive effort in the postseason averaging nearly 6.0 runs per game with seven or more runs in 4-of-6 games.

The veteran of nine minor league seasons and seven years in foreign and Independent League baseball brings a wealth of experience to the organization.

Burgamy played in 1,952 games in his travels including 841 games as a member of the Padres, Phillies, Mets and Dodgers organizations compiling a career .253 batting average with 81 home runs, 369 RBI and an on-base percentage of .355 while slugging .400. He advanced as high as Triple-A Oklahoma City with the Dodgers in 2015.

Originally drafted by the San Diego Padres in the 9th round of the June 2002 Major League Baseball First-Year Player Draft out of Wichita State University, Burgamy led the Shockers with a .400 batting average in 2002 as they advanced to the Regionals. He was a teammate of current Chicago Cubs pitching coach Tommy Hottoy on that team.

Burgamy, 38, resides in Binghamton, N.Y., with his wife Suzanne, daughter Evelyn and son Wyatt.



### RICK HARIG

### PITCHING COACH

Harig begins his first season as pitching coach for Palm Beach and third as a coach in the Cardinals organization. He joined the Cardinals baseball operations department in 2016 after more than 30 years as a coach at the amateur level, as well as work in player development and scouting for several MLB teams.

Harig's Johnson City pitching staff issued the fewest walks in the Appalachian League in 2018 and the 2nd-fewest in 2019 en route to the 2019 Appalachian League championship.

In his coaching experience, Harig amassed more than 1,300 wins and nine state championships as an American Legion and high school coach, and he was a 2015 inductee of the Colorado Baseball Coaches Association Hall of Fame. A University of Colorado Boulder graduate, Harig taught high school math at Fairview High School from 1985-2016 to pupils such as former MLB pitcher Jesse Crain and Cardinals President of Baseball Operations John Mozeliak.

He also worked part-time for the San Diego Padres player development department in the mid-2000s and was a regional scout for various MLB teams for 15 years.

Harig also started his own company in 2007, working as a performance coach and keynote speaker who focuses on performance development. He resides in Boulder, Colo., with his wife Traci and his two sons, Joey (22) and Jackson (18).

# 2019 FINAL PALM BEACH STATISTICS

Manager: Dann Bilardello

Record: 57-73 (10th in Florida State League, 5th in South Division)

Attendance: 57,418 (8th)

All-Stars: RHP Alex FaGalde, RHP Angel Rondón, RHP Ben Yokley, RHP Bryan Dobzanski, C Julio Rodríguez, RHP Perry DellaValle.

League Leaders: Patrick Dayton (Games, 42; Holds, 8), Edgar Gonzalez (Losses, 15, Highest SO/9 IP, 8.66)



## Most-Used Lineup (Most games at each position)

1B	Luken Baker	97	C	Julio Rodriguez	67	ST	Edgar Gonzalez	24
2B	Nick Dunn	97	OF	Nick Plummer	79	REL	Patrick Dayton	42
3B	Nolan Gorman	49	OF	Chase Pinder	70			
SS	Michael Perri	54	OF	Scott Hurst	60			

BATTERS	AVG	G	AB	R	H	2B	3B	HR	RBI	SH	SF	HP	BB	IBB	SO	SB	CS	DP	OBP	SLG	E
Ascanio, Rayder	.259	31	85	11	22	4	0	0	9	4	1	0	12	0	21	0	0	2	.347	.306	4
Baker, Luken	.244	122	439	47	107	32	1	10	53	0	2	3	52	1	112	1	1	9	.327	.390	10
Castillo, Moises	.250	2	4	1	1	0	0	1	2	0	0	0	0	0	2	0	0	0	.250	.000	0
Denton, Bryce	.202	52	173	13	35	7	0	1	15	0	1	1	14	0	60	0	0	10	.265	.260	2
Diaz, Imeldo	.346	24	78	12	27	5	0	0	9	0	0	0	5	0	15	1	3	3	.386	.410	8
Dunn, Nick	.247	104	380	35	94	19	3	3	38	0	5	2	24	1	58	2	1	8	.292	.337	11
Figuera, Edwin	.000	2	4	0	0	0	0	0	0	0	0	0	0	0	3	0	0	0	.000	.000	0
Gahagan, Zack	.206	41	126	12	26	5	3	1	9	0	1	0	13	0	40	0	0	2	.279	.317	2
Gil, Mateo	.000	2	6	0	0	0	0	0	0	0	0	0	0	0	2	0	0	0	.000	.000	0
Gonzalez, Yariel	.260	57	215	17	56	10	0	1	21	0	2	0	17	1	30	2	1	6	.312	.321	3
Gorman, Nolan	.256	58	215	24	55	16	3	5	21	0	0	2	13	0	73	0	1	3	.304	.428	12
Hernandez, Francisco	.167	2	6	1	1	0	0	1	0	0	0	0	0	0	3	0	0	0	.167	.333	1
Herrera, Ivan	.276	18	58	7	16	0	0	1	5	0	1	1	5	0	16	0	0	1	.338	.328	1
Hurst, Scott	.233	63	223	23	52	4	1	4	20	1	1	1	18	0	61	1	3	7	.292	.314	1
Kirtley, Zach	.253	45	170	23	43	11	0	4	21	3	0	3	19	0	46	0	1	2	.339	.388	9
Kreuter, Cole	.178	18	45	6	8	1	0	1	6	1	1	1	2	0	20	0	0	0	.224	.267	1
Luna, Andres	.353	6	17	4	6	2	0	2	8	0	0	2	0	0	4	0	0	1	.421	.824	0
Martinez, Jose	.209	41	139	14	29	2	2	0	7	1	2	0	10	0	19	5	0	5	.258	.252	8
Montano, Luis	.125	5	16	0	2	1	0	0	2	0	1	0	1	0	6	0	0	0	.167	.188	0
Nootbaar, Lars	.275	39	142	10	39	3	0	2	17	0	0	0	13	0	20	1	2	3	.335	.338	0
Ortega, Dennis	.205	58	200	15	41	6	0	1	8	1	0	2	12	0	39	0	0	4	.257	.250	2
Perri, Michael	.235	67	234	26	55	8	0	3	18	2	0	5	11	0	32	1	0	7	.284	.308	15
Pinder, Chase	.202	73	242	31	49	7	0	4	21	4	3	8	32	1	72	1	3	5	.312	.281	2
Plummer, Nick	.176	96	289	35	51	15	2	5	29	3	5	12	47	1	119	3	3	1	.312	.294	1
Reichenborn, Tyler	.400	3	10	2	4	1	0	1	3	0	0	0	1	0	1	0	0	0	.455	.800	0
Rodriguez, Julio	.276	71	268	28	74	14	0	7	31	0	1	2	16	2	53	0	0	11	.321	.407	10
Soto, Franklin	.167	2	6	1	1	1	0	0	0	0	0	0	0	0	4	0	0	0	.167	.333	0
Toerner, Justin	.290	54	193	39	56	5	1	4	29	2	2	5	33	1	50	4	5	0	.403	.389	1
Urias, Ramon	.200	5	20	5	4	0	0	1	2	0	0	0	1	0	8	0	0	0	.238	.350	0
Wilson, Alexis	.409	6	22	2	9	0	0	1	2	1	0	0	2	0	4	0	0	0	.458	.545	0
Yopez, Juan	.275	29	102	16	28	4	0	4	20	1	0	2	10	0	21	1	0	2	.351	.431	3
Ynfante, Wadve	.100	11	30	4	3	0	0	0	0	0	1	3	0	7	0	0	0	4	.206	.100	1
TOTALS	.239	130	4157	464	994	184	16	67	427	24	29	53	386	8	1021	23	24	96	310	339	118

PITCHERS	W-L	ERA	G	GS	CG	SHO	GF	SV	IP	H	R	ER	HR	HB	BB	IBB	SO	WP	BK
Aker, Cole	1-1	2.91	19	0	0	0	12	1	21.2	15	10	7	1	1	7	0	18	1	1
Baird, Michael	1-3	2.42	9	4	0	0	1	0	26	17	10	7	1	1	8	0	29	1	0
Cordero, Diego	2-6	3.39	11	11	0	0	0	0	58.1	76	33	22	4	1	16	0	34	1	0
Dayton, Patrick	3-2	3.64	42	0	0	0	17	4	59.1	58	28	24	4	9	17	4	60	3	0
DellaValle, Perry	5-6	3.22	20	19	0	0	1	0	106.1	98	42	38	7	2	23	0	87	2	0
Dobzanski, Bryan	1-1	0.89	19	0	0	0	15	6	20.1	9	3	2	0	1	10	1	23	0	0
Escobar, Edgar	1-1	4.1	16	0	0	0	9	1	26.1	21	12	12	1	0	8	0	33	1	0
FaGalde, Alex	6-3	1.99	13	13	0	0	0	0	72.1	48	18	16	6	3	16	0	62	1	0
Fernandez, Junior	0-0	1.54	9	0	0	0	8	4	11.2	8	2	2	0	1	8	0	11	1	0
Gahagan, Zack	0-0	0	3	0	0	0	3	0	2.1	3	0	0	0	0	0	0	1	0	0
Gomber, Austin	0-1	.81	1	1	0	0	0	0	0.1	2	3	3	0	0	2	0	0	1	0
Gonzalez, Edgar	6-15	5.23	25	24	0	0	1	1	115.1	134	80	67	6	6	65	1	110	18	0
Gonzalez, Merandy	1-0	0	2	0	0	0	0	0	2	1	0	0	0	0	1	0	2	0	0
Gregerson, Luke	0-0	3	3	1	0	0	0	0	3	2	1	1	0	0	0	0	2	0	0
Jimenez, Ludwin	0-0	7.71	1	0	0	0	1	0	2.1	3	2	2	0	0	1	0	2	2	0
Kraus, Eli	0-0	0	3	0	0	0	2	0	4	3	0	0	0	0	0	0	4	0	0
Leahy, Kyle	1-5	6.3	6	6	0	0	0	0	30	43	27	21	3	0	12	2	19	0	0
Osnowitz, Mitchell	1-3	5.29	15	0	0	0	6	1	17	15	11	10	3	0	10	0	20	1	0
Oviedo, Johan	5-0	1.6	6	5	0	0	0	0	33.2	29	7	6	1	2	12	0	35	1	0
Parsons, Tommy	3-2	2.13	7	7	1	0	0	0	42.1	41	14	10	1	0	7	0	39	1	0
Perez, Williams	0-0	0	2	0	0	0	0	0	4	1	0	0	0	0	0	0	6	0	0
Prendergast, Zach	3-5	5.24	32	3	0	0	8	0	67	77	43	39	5	3	21	0	76	3	0
Reyes, Alex	0-1	1.93	2	2	0	0	0	0	9.1	9	4	2	0	0	3	0	11	1	0
Roberts, Griffin	1-7	6.44	15	13	0	0	0	0	65.2	79	53	47	3	17	35	0	36	3	0
Rondon, Angel	5-1	2.2	8	8	0	0	0	0	45	26	11	11	3	2	17	0	47	3	0
Santos, Ramon	1-1	3	34	2	0	0	9	2	57	51	21	19	3	2	24	0	65	12	0
Saylor, C.J.	2-3	5.25	28	0	0	0	13	1	36	37	22	21	3	3	18	0	39	3	2
Seijas, Alvaro	4-1	2.65	10	10	0	0	0	0	54.1	54	21	16	2	2	26	0	43	4	0
Solano, Enmanuel	0-0	0	1	0	0	0	0	0	2	2	0	0	0	0	0	0	2	0	0
Soto, Hector	0-0	9	2	0	0	0	0	0	5	6	5	5	2	0	2	0	4	0	0
Taveras, Leonardo	0-0	7.71	6	0	0	0	3	0	7	7	6	6	0	3	13	0	13	3	1
Thompson, Zack	0-0	4.05	11	0	0	0	2	0	13.1	16	6	6	0	3	4	0	19	2	0
Whitley, Kodi	0-0	0	3	0	0	0	0	0	4.1	1	0	0	0	0	2	0	5	0	0
Williams, Ronnie	3-2	3.7	19	0	0	0	3	1	24.1	24	11	10	3	1	8	0	22	2	1
Yopez, Juan	0-0	0	1	0	0	0	1	0	1	1	0	0	0	1	1	0	1	0	0
Yokley, Ben	1-3	3.26	31	1	0	0	14	4	47	42	22	17	5	3	20	1	41	6	1
TOTALS	57-73	3.68	130	130	1	13	129	26	1097	1059	528	449	67	67	417	9	1021	77	6



## PEORIA CHIEFS (A)

### Dozer Park

730 SW Jefferson Avenue

Peoria, IL 61605

(309) 680-4000 • [www.peoriachiefs.com](http://www.peoriachiefs.com)

General Manager: Jason Mott

Media Contact: Nathan Baliva

[nathanb@chiefsnet.com](mailto:nathanb@chiefsnet.com)

Athletic Trainer: Chris Walsh



### ERICK ALMONTE

### MANAGER

Erick Almonte begins his second season as manager of the Peoria Chiefs and third season as a manager in the Cardinals organization, previously serving as the Gulf Coast League manager in 2018.

The 2018 GCL squad led the league with 40 wins (40-16) while averaging a league-best 6.2 runs per game. The team advanced to the GCL Championship defeating the Phillies before losing in three games to the Tigers. Over two seasons as a manager in the Cardinals organization, Almonte has a record of 94-101 (.482).

Almonte enters his seventh year in the Cardinals organization previously holding posts as the hitting coach with 2017 Florida State League Co-Champion Palm Beach, which had the fewest strikeouts in the league (919). He also served as a coach with the Dominican Summer League entry from 2014-16.

Almonte played professionally for 17 years, which included parts of three seasons in the Major Leagues. He played in 55 Major League games batting .233 with two home runs and 14 RBI, and he was a member of the American League Champion New York Yankees teams in 2001 and 2003. He also played in 16 games for the National League Central Division Champion Milwaukee Brewers in 2011. Internationally, Almonte played for the Nippon Ham Fighters in 2005.

He was signed as a non-drafted free agent by the Yankees in 1996 out of the Dominican Republic. His career included four MLB organizations: Yankees (1997-03), Rockies (2004), Tigers (2007-08) and Brewers (2009-12).

Almonte, 42, and his wife Nicole Noesi, reside in Santo Domingo, Dominican Republic with their three children, Erick Manuel (15), Luis Gabriel (10) and Eva (6). His brother, Hector, pitched in parts of two seasons with the Marlins, Red Sox and Expos.



### CODY GABELLA

### HITTING COACH

Gabella enters his first season as hitting coach for Peoria after serving in the same role for State College in 2019 and Johnson City in 2018. This marks his fifth season in the Cardinals organization serving two seasons as a coach with the Gulf Coast League Cardinals (2016-17).

The 2019 State College squad led the New York-Penn League in batting, runs, hits, doubles, RBI, slugging and OPS. The 2018 Johnson City team led the Appalachian League with 75 home runs.

In 2017, the GCL Cardinals hit a club-record 29 home runs, surpassing the previous high of 25 set in 2012 and 2010. Gabella also coached current 2019 Cardinals Minor League Player of the Year, Dylan Carlson, in 2016 as the center fielder that won the GCL Championship.

Gabella played 47 games across two seasons of professional baseball in the San Diego Padres organization as an infielder from 2011-12, reaching as high as Lake Elsinore (High-A) in the California League.

He was selected by the Padres in the 43rd round of the 2011 First-Year Player Draft, out of Southeastern Iowa Community College. In 2010, he was selected in the 50th round by the Atlanta Braves, but did not sign.

Gabella, 28, graduated from MLBSB Scout School in 2014 and is the son of current San Francisco Giants scout Jim Gabella. He resides in Orlando, Fla., with his wife Cassandra and son Devin (2).



### ADRIAN MARTIN

### PITCHING COACH

Martin begins his first season as pitching coach for Peoria and fourth as a coach in the Cardinals organization, previously working in the same role at State College in 2019. He served as a coach with the Pacific Coast League champion Memphis Redbirds (AAA) in 2017.

The Toronto Blue Jays selected Martin, a former right-handed pitcher, in the 19th round of the 2003 First-Year Player Draft out of South Fork High School in Stuart, Fla. He pitched professionally for 12 seasons primarily in the Toronto and San Francisco organizations. He compiled a 36-16 record with a 3.74 ERA in 200 outings from 2003-10, reaching Las Vegas (AAA) in the Blue Jays system in 2009.

He also appeared in 22 games with Auburn in the New York-Penn League in 2005, going 1-1 with a 3.05 ERA.

Martin, 35, resides in Tampa, Fla., with his wife, Emmie and their son Maddux.

# 2019 FINAL PEORIA STATISTICS

**Manager:** Erik Almonte

**Record:** 54-85 (15th in Midwest League; 7th in Western Division)

**Attendance:** 198,545 (10th)

**Mid-All-Stars:** RHP Diego Cordero, 1B Brady Whalen, 3B Nolan Gorman, SS Delvin Pérez.

**Post-Season All-Stars:** N/A

**League Leaders:** Brady Whalen (RBI, 81; Sac Files., 11)



## Most-Used Lineup (Most games at each position)

1B Brady Whalen . . . . . 99	C Ivan Herrera . . . . . 64	ST Michel Brettell . . . . . 21
2B Brendan Donovan . . . . . 101	OF Brando Riley . . . . . 115	REL Evan Sisk . . . . . 41
3B Nolan Gorman . . . . . 51	OF Wadye Ynfante . . . . . 89	Freddy Pacheco . . . . . 41
SS Delvin Pérez . . . . . 112	OF Leandro Cedeño . . . . . 64	

BATTERS	AVG	G	AB	R	H	2B	3B	HR	RBI	SH	SF	HP	BB	IBB	SO	SB	CS	DP	OBP	SLG	E
Benson, Brandon	.150	38	133	12	20	3	0	4	12	0	1	1	9	0	49	0	1	1	.208	.263	2
Cedeno, Leandro	.270	100	366	35	99	24	2	6	44	0	6	6	18	0	101	4	1	13	.311	.396	8
Denton, Bryce	.189	25	90	8	17	4	1	2	11	0	0	2	5	0	25	1	0	1	.247	.322	2
Diaz, Imeldo	.316	35	136	11	43	14	0	2	23	1	2	2	4	1	22	0	2	4	.340	.463	4
Donovan, Brendan	.266	113	402	70	107	26	3	8	53	0	4	11	63	1	91	4	2	3	.377	.405	9
Figuera, Edwin	.222	67	225	28	50	9	1	0	18	1	2	9	9	0	52	3	3	9	.278	.271	9
Gorman, Nolan	.241	67	241	41	58	14	3	10	41	0	2	7	32	3	79	2	0	2	.344	.448	9
Herrera, Ivan	.286	69	248	41	71	10	0	8	42	0	3	5	35	1	56	1	1	11	.381	.423	10
Jackson, Zach	.154	7	26	3	4	1	0	2	2	0	0	0	0	0	11	0	0	0	.154	.423	1
Luna, Andres	.267	5	15	2	4	1	0	0	4	0	0	0	0	0	4	0	0	0	.267	.333	0
Machado, Jonatan	.272	40	173	19	47	9	0	0	11	0	1	1	8	0	39	1	3	5	.306	.324	4
Nootbaar, Lars	.245	29	106	17	26	4	1	5	18	0	0	0	16	1	13	2	1	5	.344	.443	1
Nunez, Malcom	.183	21	71	5	13	1	0	0	5	0	0	1	5	0	15	0	0	1	.247	.197	4
Perez, Delvin	.269	118	458	64	123	17	3	1	30	7	0	14	27	0	117	22	9	13	.329	.325	24
Riley, Brandon	.234	118	411	43	96	20	3	1	35	0	1	0	50	0	104	14	4	12	.316	.304	3
Shaw, Josh	.230	83	274	32	63	13	0	0	19	0	0	5	20	0	39	1	5	6	.294	.277	8
Soto, Carlos	.203	20	69	6	14	1	0	1	7	0	1	2	6	1	18	0	0	0	.282	.261	1
Torres, Jhon	.167	21	66	4	11	3	0	0	8	0	2	0	7	0	29	0	1	2	.240	.212	1
Whalen, Brady	.248	121	435	57	108	30	1	7	81	0	11	6	56	1	101	0	5	6	.335	.370	7
Wilson, Alexis	.265	53	181	15	48	8	0	4	15	0	2	3	14	0	32	1	1	5	.325	.376	7
Yepez, Juan	.284	25	88	14	25	7	0	4	13	0	1	1	11	1	24	2	1	3	.366	.500	1
Ynfante, Wadye	.219	91	301	36	66	7	1	3	19	0	2	8	21	0	94	12	5	7	.286	.279	4
<b>TOTALS</b>	<b>.247</b>	<b>139</b>	<b>4515</b>	<b>563</b>	<b>1113</b>	<b>226</b>	<b>19</b>	<b>68</b>	<b>511</b>	<b>9</b>	<b>41</b>	<b>84</b>	<b>416</b>	<b>10</b>	<b>1115</b>	<b>70</b>	<b>45</b>	<b>109</b>	<b>.319</b>	<b>.350</b>	<b>143</b>

PITCHERS	W-L	ERA	G	GS	CG	SHO	GF	SV	IP	H	R	ER	HR	HB	BB	IBB	SO	WP	BK
Aker, Cole	0-3	6.17	20	8	0	0	6	3	46.2	31	37	32	6	6	46	0	61	3	1
Avelino, Rodard	0-3	22.09	9	0	0	0	2	0	7.1	7	22	18	0	2	25	0	8	4	0
Baird, Michael	0-1	1.54	4	3	0	0	1	0	11.2	11	2	2	0	0	3	0	14	1	0
Blanco, Fabian	2-1	7.65	17	0	0	0	9	0	20.0	23	17	17	1	3	19	0	22	8	1
Brettell, Michael	5-10	5.76	26	21	0	0	0	0	120.1	151	89	77	13	3	47	0	79	9	0
Casadilla, Franyel	6-4	5.21	27	8	0	0	3	0	76.0	94	50	44	11	4	24	0	61	1	3
Cordero, Diego	2-6	3.45	12	12	0	0	0	0	70.1	72	32	27	4	1	22	0	49	3	3
Coward, Connor	1-0	3.48	7	0	0	0	3	1	10.1	10	4	4	2	3	6	0	14	1	0
De Jesus, Noel	0-0	4.15	5	0	0	0	3	0	8.2	9	5	4	2	0	3	0	8	1	0
Escobar, Edgar	1-2	1.36	24	0	0	0	17	5	33.0	19	10	5	0	1	14	0	39	2	1
Figuera, Edwin	0-0	18.00	1	0	0	0	1	0	1.0	3	2	2	0	0	2	0	0	0	0
Gragg, Logan	0-3	3.38	9	8	0	0	1	1	34.2	37	17	13	3	0	12	0	35	0	0
Hunt, Chris	0-0	8.53	3	0	0	0	1	0	6.1	9	7	6	1	4	2	0	4	0	0
Kelly, Parker	3-6	4.08	21	9	0	0	5	0	75.0	72	41	34	6	3	19	0	62	5	1
Kraus, Eli	1-2	5.79	10	0	0	0	5	0	14.0	15	9	9	2	2	5	1	13	0	0
Leahy, Kyle	4-8	3.00	16	16	1	0	0	0	90.0	78	33	30	4	3	22	0	81	4	0
Locey, Tony	1-2	6.00	10	0	0	0	0	0	15.0	15	12	10	1	0	10	0	28	3	0
Martinez, Carlos	0-0	0.00	1	0	0	0	0	0	1.0	0	0	0	0	0	0	0	0	0	0
Pacheco, Freddy	1-4	4.12	41	0	0	0	18	3	54.2	38	29	25	0	3	56	1	90	13	1
Parsons, Tommy	4-0	0.26	5	5	1	1	0	0	35.0	14	1	1	1	0	5	0	26	3	0
Pereira, Wilfredo	1-0	2.45	7	0	0	0	3	0	25.2	21	7	7	0	0	6	0	28	3	1
Roach, Dalton	1-1	3.71	6	6	0	0	0	0	34.0	30	16	14	0	2	15	0	34	0	0
Schlesener, Jacob	0-4	12.42	8	5	0	0	1	0	16.2	16	26	23	1	6	35	0	22	8	1
Schmid, Colin	6-7	4.58	20	20	0	0	0	0	106.0	119	63	54	8	3	42	0	97	7	3
Seijas, Alvaro	4-5	2.93	14	14	1	1	0	0	80.0	73	30	26	6	7	28	0	71	7	0
Shaw, Josh	0-0	81.00	1	0	0	0	1	0	0.1	3	3	3	2	0	0	0	1	0	0
Sisk, Evan	3-6	3.25	41	0	0	0	30	5	61.0	59	27	22	3	5	26	1	56	5	0
St. Clair, Thomas	2-0	9.00	24	0	0	0	8	1	34.0	37	34	34	3	2	38	0	35	5	0
Tabata, Sebastian	3-4	9.30	40	0	0	0	11	5	49.1	50	57	51	6	8	55	0	49	13	2
Taveras, Leonardo	1-0	4.50	6	0	0	0	5	3	8.0	9	4	4	0	1	7	0	13	1	0
Thomas, Connor	2-1	3.62	10	2	0	0	1	1	27.1	25	12	11	2	0	9	0	19	2	0
Voyles, Jim	0-0	5.40	2	0	0	0	1	0	5.0	7	3	3	1	0	2	0	4	1	0
Zamora, Dionis	0-2	15.43	2	2	0	0	0	0	7.0	14	12	12	1	0	5	0	13	2	0
TOTALS	54-85	4.74	139	139	3	13	136	28	1185.1	1171	713	624	90	72	610	3	1136	115	18

## STATE COLLEGE SPIKES (A)

### Medlar Field at Lubrano Park

112 Medlar Field at Lubrano Park  
State College, PA 16802


(814) 272-1711 • [www.statecollegespikes.com](http://www.statecollegespikes.com)

General Manager: Scott Walker

Media Contact: Joe Putnam

[jputnam@statecollegespikes.com](mailto:jputnam@statecollegespikes.com)

Athletic Trainer: Joel Olsiewicz



### JOSÉ LEON

### MANAGER

Leon enters his second season as manager of the State College Spikes, previously serving as hitting coach of the Dominican Summer League Cardinals in 2018. This marks his third season in the Cardinals organization.

Leon led State College to a 39-36 record in his inaugural season as a manager, finishing 1.5 games out of first place in the New York-Penn League Pinckney Division.

The 2018 DSL Cardinals led the league in batting with their red squad finishing with a .273 mark and the blue squad at .268. Malcom Nunez won the DSL batting crown hitting a remarkable .415 on the season.

The Cardinals drafted Leon in the 22nd round of the 1994 First-Year Player Draft as a right-handed hitting infielder out of Albergue Olimpico School in his hometown of Cayey, Puerto Rico. Leon remained in the Cardinals minor league system until 2000, including the 1998 season with Prince William (High-A) when he batted .291 with a career-high 21 home runs and 74 RBI.

He was traded to the Baltimore Orioles organization for Will Clark at the Trade Deadline of the 2000 season following an appearance for the World Team in the Major League Baseball All-Star Futures Game.

His MLB debut came with the Orioles in 2002, batting .247 with three home runs and 10 RBI in 36 games. Leon also played for the Orioles from 2003-04 before spending parts of the next five years in the Pirates and Reds organizations, in addition to the Mexican League, Atlantic League and Chinese Professional Baseball League.

Leon, 42, lives in Puerto Rico in the off-season and has a son Ian Luis (14).

### JASON BROUSSARD

### HITTING COACH

Broussard enters his first season as hitting coach at State College and second in the Cardinals organization, serving as a 4th Coach with Palm Beach in 2019.

Prior to joining the Cardinals organization, Broussard was heavily involved in coaching in college baseball. He worked as an assistant coach at Southern Illinois University-Carbondale in the fall of 2018 and was an Assistant Coach from 2013-17 before being promoted to Associate Head Coach at Eastern Florida State College in 2017-18.

The University of Central Florida graduate also holds a Masters of Sports Science in the field of Sports Management from the United States Sports Academy.

Broussard, 27, resides in Melbourne, Fla.



### DEAN KIEKHEFER

### PITCHING COACH

Kiekhefer begins his coaching career with the Cardinals organization as pitching coach for the State College Spikes following a 10-year professional playing career including two seasons in the Major Leagues with 30 career appearances between the Cardinals and Athletics posting marks of 0-0 with a 6.38 ERA in 24.0 innings.

Twice drafted, Kiekhefer was originally selected by the Cleveland Indians in the 37th round of the 2007 MLB Draft out of Oldham High School (Ky.) before playing college baseball at the University of Louisville. He was then selected by the St. Louis Cardinals in the 36th round of the 2010 MLB Draft and signed.

The southpaw made his Major League debut with the Cardinals on May 14, 2016 at Dodger Stadium against Los Angeles, striking out four of six total batters faced, his career-high for an appearance.

Kiekhefer, 30, resides in LaGrange, Ky., with his wife Jacquelyn and children Cru (4) and Otto (2).

# 2019 FINAL STATE COLLEGE STATISTICS



**Manager:** José Leon

**Record:** 39-36 (8th in New York-Penn League, 3rd in Pinckney Division)

**Attendance:** 119,120 (4th)

**League Leaders:** Fabián Blanco (Games, 22), Enmanuel Solano (Innings Pitched, 82.1)

## Most-Used Lineup (Most games at each position)

1B	Dariel Gomez	48	C	Pedro Pages	26	ST	Enmanuel Solano	13
2B	Donivan Williams	44	OF	Stanley Espinal	55	REL	Fabián Blanco	21
3B	Brylie Ware	39	OF	David Vinsky	52			
SS	Moises Castillo	56	OF	Terry Fuller	37			

BATTERS	AVG	G	AB	R	H	2B	3B	HR	RBI	SH	SF	HP	BB	IBB	SO	SB	CS	DP	OBP	SLG	E
Benes, Shane	.138	25	87	7	12	6	0	1	3	0	0	1	3	0	40	0	0	1	.176	.241	4
Castillo, Moises	.249	56	221	35	55	9	0	1	16	3	1	5	23	0	44	8	2	7	.332	.303	14
Diaz, Imeldo	.154	3	13	3	2	0	0	0	0	0	0	0	0	0	3	0	0	0	.154	.154	0
Duce, Matt	.305	32	118	16	36	8	0	3	14	0	0	0	13	0	25	0	0	5	.374	.449	4
Espinal, Stanley	.255	55	196	28	50	12	3	3	31	0	4	2	20	2	37	2	3	6	.324	.393	2
Figuera, Edwin	.167	8	24	5	4	1	0	0	0	0	4	1	0	8	1	0	1	.310	.208	3	
Figueroa, Martin	.282	35	124	18	35	4	3	4	27	0	0	1	14	0	24	3	1	3	.360	.460	7
Flores, Luis	.182	35	99	10	18	2	1	2	11	1	2	0	11	0	23	3	3	4	.259	.283	9
Fuller, Terry	.228	39	145	20	33	7	1	3	16	0	1	0	21	0	49	1	0	4	.323	.352	5
Gomez, Dariel	.262	60	210	28	55	12	1	6	26	0	1	0	25	1	49	0	1	6	.339	.414	9
Knight, Cameron	.140	17	50	2	7	2	0	0	3	0	0	0	3	0	14	0	0	4	.189	.180	3
Luna, Andres	.255	13	47	9	12	5	0	0	7	0	0	1	8	0	10	1	1	0	.375	.362	0
Machado, Jonatan	.324	17	74	14	24	3	1	1	12	0	1	0	9	0	9	4	2	5	.393	.432	0
Pages, Pedro	.287	47	167	24	48	16	1	2	20	0	3	3	25	0	36	1	0	5	.384	.431	1
Purcell, Brandon	.400	5	15	2	6	1	0	0	5	0	0	1	2	0	3	0	0	0	.500	.467	0
Sabino, Liam	.000	1	3	0	0	0	0	0	0	0	0	1	0	0	0	0	0	0	.250	.000	0
Soto, Carlos	.250	30	116	15	29	6	1	4	23	0	4	1	14	0	35	0	0	2	.326	.422	1
Vinsky, David	.280	52	218	32	61	14	2	1	17	0	2	2	17	0	40	8	2	2	.335	.376	0
Ware, Brylie	.204	48	162	14	33	7	1	1	21	1	1	4	21	2	30	0	1	10	.309	.278	6
Warner, Andrew	.247	44	146	24	36	7	1	7	26	0	0	5	22	0	60	1	2	2	.364	.452	1
Williams, Donivan	.221	44	149	20	33	5	1	1	11	0	2	3	26	0	49	4	2	2	.344	.289	10
Woodall, Kevin	.250	1	4	1	1	0	0	1	1	0	0	0	0	0	2	0	0	0	.250	1.000	0
TOTALS	.247	72	2388	327	590	127	17	41	290	5	22	34	278	5	590	37	20	69	.331	.366	89


PITCHERS	W-L	ERA	G	GS	CG	SHO	GF	SV	IP	H	R	ER	HR	HB	BB	IBB	SO	WP	BK
Avelino, Rodard	0-0	8.31	5	0	0	0	1	0	4.1	3	5	4	0	2	10	0	7	1	0
Baird, Michael	2-0	0.00	3	1	0	0	0	0	10.1	4	1	0	0	0	3	0	13	1	0
Blanco, Fabian	3-0	2.64	21	0	0	0	18	3	30.2	26	9	9	1	1	9	0	38	1	0
Cordova, Martin	1-0	0.00	2	0	0	0	1	0	4.1	2	0	0	0	0	1	0	2	0	1
Dulle, Cameron	2-1	2.81	10	0	0	0	2	1	16.0	18	5	5	1	0	3	0	19	1	0
Gonzalez, Junior	3-6	7.13	17	6	0	0	5	1	48.0	66	44	38	6	3	20	0	31	6	0
Gragg, Logan	0-0	2.45	8	0	0	0	5	2	11.0	8	5	3	1	0	3	1	15	0	0
Heredia, Nathanael	0-0	27.00	1	1	0	0	0	0	0.2	2	5	2	1	0	3	0	1	1	2
Kraus, Eli	1-2	3.86	4	0	0	0	2	0	7.0	7	5	3	0	0	3	0	7	1	0
Lex, Eric	0-3	3.70	18	0	0	0	13	4	24.1	21	21	10	1	4	6	0	24	3	0
Lunn, Connor	0-0	1.96	12	0	0	0	2	0	18.1	13	5	4	0	0	6	0	20	3	0
Mardueno, Adrian	3-2	3.72	12	10	0	0	0	0	48.1	47	22	20	5	0	16	0	35	1	1
Pallante, Andre	1-0	2.81	10	8	0	0	0	0	32.0	23	10	10	2	1	11	0	36	0	0
Panlagua, Inohan	0-0	10.13	2	2	0	0	0	0	5.1	7	6	6	0	0	6	0	1	1	0
Politz, Scott	3-3	4.64	13	12	0	0	0	0	64.0	66	37	33	3	3	20	0	45	1	0
Ralston, Jack	1-0	1.16	16	0	0	0	10	5	23.1	11	4	3	0	0	5	0	26	1	3
Randolph, Jeremy	3-2	4.02	15	3	0	0	2	0	40.1	42	26	18	4	0	20	0	47	2	0
Roach, Dalton	1-0	2.45	2	2	0	0	0	0	11.0	8	4	3	2	1	4	0	16	0	0
Schlesener, Jacob	2-6	4.64	17	6	0	0	0	0	54.1	45	42	28	3	11	34	0	74	9	1
Solano, Enmanuel	4-7	3.39	14	13	1	0	0	0	82.1	75	38	31	4	11	26	0	58	3	10
Soto, Hector	0-0	0.00	1	1	0	0	0	0	4.0	3	0	0	0	0	1	0	4	0	0
Taveras, Leonardo	1-1	3.68	6	0	0	0	4	1	7.1	3	5	3	0	3	4	1	10	1	0
Thomas, Connor	2-0	4.02	5	2	0	0	0	0	15.2	17	9	7	0	1	1	0	17	0	0
Ventura, Francis	0-0	5.73	2	2	0	0	0	0	11.0	13	7	7	1	0	4	0	4	0	0
Villalobos, Hector	3-1	3.08	19	0	0	0	6	2	38.0	29	16	13	2	2	11	0	41	2	0
YaSenka, Michael	1-1	2.45	3	3	0	0	0	0	14.2	9	5	4	0	0	7	0	12	1	0
<b>TOTALS</b>	<b>37-35</b>	<b>3.72</b>	<b>72</b>	<b>72</b>	<b>1</b>	<b>3</b>	<b>71</b>	<b>19</b>	<b>626.2</b>	<b>568</b>	<b>336</b>	<b>259</b>	<b>37</b>	<b>43</b>	<b>237</b>	<b>2</b>	<b>603</b>	<b>40</b>	<b>18</b>

## JOHNSON CITY CARDINALS (ROOKIE)

### Cardinal Park

111 Legion St.  
Johnson City, TN 37601  
(423) 461-4866 • [www.jccardinals.com](http://www.jccardinals.com)

General Manager: Zac Clark  
Media Contact: Zac Clark  
[zclark@jccardinals.com](mailto:zclark@jccardinals.com)  
Athletic Trainer: Justin Wilson



### ROBERTO ESPINOZA

### MANAGER

Espinoza enters his fourth season as manager in Johnson City and seventh in a coaching role in the Cardinals organization.

The 2019 Johnson City squad won the Appalachian League Championship by winning six games while facing elimination at the end of the season. First, by making the postseason with two wins against Kingsport to finish the regular season. The Cardinals then defeated Bristol in the semi-finals and Burlington in the Championship down 1-0 in each of the best-of-three series.

Over three seasons in Johnson City, Espinoza has compiled a 99-104 record as manager.

Prior to his managerial turn, Espinoza was hitting coach for the Appalachian League Champion squad in 2016.

In 2015, Espinoza was hitting coach for the Gulf Coast League Cardinals following a year as the bullpen assistant in St. Louis when he helped catch bullpens and translate for Spanish-speaking players who needed to talk to the media.

The 2018 Johnson City squad led the league home runs, while the 2016 squad led in batting average (.281), hits (651), doubles (132), fewest strikeouts (469), and on-base percentage (.350) while boasting four hitters in the top seven in batting, which included batting champion Allen Cordoba (.362).

Espinoza's 2015 Gulf Coast squad led the league as a team in total bases (692), triples (22), RBI (239) and fewest strikeouts (345). The 2015 GCL Cardinals also produced their second straight batting champion in Cordoba (.342).

The former Cardinals minor league catcher was originally signed by the Cardinals as a non-drafted free agent out of Palo Negro, Venezuela, in March 2006.

He played five seasons in the Cardinals organization before an injury sidelined him during the 2011 and 2012 seasons, when he pursued a career in coaching. Espinoza played in 202 games, advancing as far as Palm Beach (High-A) in 2010.

Espinoza, 31, resides in Palm Beach Gardens, Fla., in the off-season with his wife Johely and children Roberto Alexander (10) and Valeria (7).



### RENEE CORTEZ

### PITCHING COACH

Cortez begins his first season as pitching coach for Johnson City and third season in the Cardinals organization. He served as pitching coach for the Dominican Summer League Cardinals from 2018-19.

Cortez was originally signed as a non-drafted free agent by Seattle and pitched parts of seven minor league seasons in the Mariners organization (2001-07). The former right-hander split the 2011 season between Petroleros de Minatitlan of the Mexican League, and Edinburg Roadrunners and Rio Grande Valley WhiteWings of the Independent North American League.

Cortez, 37, a native of Valencia, Venezuela, also pitched in the Venezuelan Winter League from 2007-18.

### DANIEL NICOLAISEN

### HITTING COACH

Nicolaisen enters his first season as the hitting coach for Johnson City and in the Cardinals organization.

He comes to the Cardinals after coaching college softball for two seasons at Seton Hall University where he was the Volunteer Assistant in 2018 before being elevated to the role of Assistant Coach in 2019. The Pirates achieved several offensive accolades including the first player to bat .400 in 30 years in the program, two players broke the previous single-season doubles mark, boasted the top two hit collectors in Big East Conference play, and the leader in home runs per game.

Prior to his stint at Seton Hall, Nicolaisen was a Softball School Instructor at the Danish Softball Federation in Denmark.

The former outfielder played one season of college baseball at Neumann University in Aston, Pa., two seasons at Atlantic Cape Community College and was a member of the Danish Junior and Men's National Teams during his time in Denmark.

Nicolaisen, 26, a native of Ballerup, Denmark, resides in Jupiter with his wife Wendi.



# 2019 FINAL JOHNSON CITY STATISTICS



**Manager:** Roberto Espinoza

**Record:** 35-33 (3rd in Appalachian League, 1st in West Division)

**Postseason:** Def. Bristol Pirates 2-1; Def. Burlington Royals 2-1 in the Appalachian Championship.

**Attendance:** 80,612 (2nd)

**League Leaders:** Julio Puello (Innings Pitched, 71.2)

## Most-Used Lineup (Most games at each position)

1B Todd Lott . . . . . 41	C Zack Jackson. . . . . 30	ST Julio Puello . . . . . 13
2B Liam Sabino. . . . . 29	OF Trejyn Fletcher. . . . . 32	José Moreno . . . . . 13
3B Malcom Nuñez. . . . . 32	OF Diomedes Del Rio . . . . . 30	REL Enrique Perez . . . . . 19
SS Mateo Gil . . . . . 51	OF Carlos Soler. . . . . 27	

BATTERS	AVG	G	AB	R	H	2B	3B	HR	RBI	SH	SF	HP	BB	IBB	SO	SB	CS	DP	OBP	SLG	E
Antonini, Aaron	.219	25	73	18	16	4	1	5	14	1	0	2	18	0	8	2	0	0	.387	.507	5
Baird, Ben	.091	16	44	6	4	0	0	0	1	1	0	1	4	0	22	1	0	3	.184	.091	3
Del Rio, Diomedes	.216	45	125	21	27	5	2	2	19	0	0	1	13	0	47	4	1	2	.295	.336	5
Fletcher, Trejyn	.228	34	123	9	28	4	1	2	18	0	2	1	7	0	59	7	1	2	.271	.325	5
Fuller, Terry	.247	21	73	13	18	5	1	1	9	0	0	2	15	0	26	3	4	1	.389	.384	3
Garcia, Víctor	.254	36	118	13	30	3	0	3	13	0	1	2	6	0	32	0	0	0	.299	.356	2
Gil, Mateo	.270	51	204	42	55	8	2	7	30	0	3	1	17	0	56	1	3	15	.324	.431	17
Jackson, Zack	.171	44	158	27	27	6	1	5	29	0	2	2	25	2	58	1	0	3	.289	.316	3
Jimenez, William	.218	18	55	10	12	2	0	1	4	0	0	2	14	0	16	3	1	0	.394	.309	1
Lott, Todd	.250	57	212	28	53	15	2	4	25	0	3	2	12	1	53	6	0	13	.293	.396	3
Nunez, Malcom	.254	37	130	14	33	11	0	2	13	0	0	3	13	0	32	3	2	5	.333	.385	7
Ozuna, Raffy	.169	30	77	7	13	3	0	2	9	0	2	0	10	0	33	0	1	7	.258	.286	4
Purcell, Brandon	.381	7	21	5	8	3	0	1	6	0	1	0	5	0	4	1	0	1	.481	.667	2
Redmond, Chandler	.287	54	181	37	52	12	0	12	40	0	2	4	25	0	55	4	2	12	.382	.552	3
Sabino, Liam	.282	51	174	30	49	11	2	6	33	0	1	5	25	0	53	4	3	14	.385	.471	5
Skeels, Kyle	.250	27	88	13	22	5	0	2	9	1	1	5	8	0	28	0	1	5	.343	.375	2
Soler, Carlos	.224	48	143	22	32	7	0	1	12	1	0	0	16	0	50	6	2	1	.302	.294	6
Torres, Jhon	.286	33	112	24	32	9	0	6	17	0	1	1	19	0	36	0	2	0	.391	.527	0
Vargas, Kevin	.238	28	80	11	19	3	0	0	6	2	1	3	9	0	21	8	1	4	.333	.275	11
Vinsky, David	.211	5	19	3	4	0	0	1	4	0	0	1	2	0	7	0	1	1	.318	.368	0
Witkowski, John	.000	1	0	0	0	0	0	0	0	0	0	0	0	0	0	0	0	0	.000	.000	0
<b>TOTALS</b>	<b>.242</b>	<b>68</b>	<b>2210</b>	<b>353</b>	<b>534</b>	<b>116</b>	<b>12</b>	<b>63</b>	<b>311</b>	<b>6</b>	<b>20</b>	<b>38</b>	<b>263</b>	<b>3</b>	<b>696</b>	<b>54</b>	<b>25</b>	<b>89</b>	<b>.330</b>	<b>.390</b>	<b>87</b>

PITCHERS	W-L	ERA	G	GS	CG	SHO	GF	SV	IP	H	R	ER	HR	HB	BB	IBB	SO	WP	BK
Drake, Blake	0-1	8.22	6	0	0	0	1	0	7.2	11	11	7	1	0	6	1	8	3	0
Dulle, Cameron	2-1	5.19	8	0	0	0	5	1	8.2	7	5	5	0	1	4	0	5	3	0
Gallegos, Alex	0-1	11.9	17	0	0	0	7	0	19.2	36	27	26	3	3	15	0	10	7	0
Guay, Will	1-1	2.35	16	3	0	0	7	4	30.2	26	12	8	3	2	14	0	42	1	0
Justo, Francisco	3-2	3.83	12	8	0	0	2	0	54.0	45	28	23	4	3	12	0	43	1	1
Moreno, Jose	3-5	8.33	13	13	0	0	0	0	54.0	93	60	50	8	1	29	0	41	4	2
Ortiz, Luis	0-4	10.73	7	6	0	0	0	0	24.1	46	34	29	4	4	13	0	16	0	0
Pearce, Dylan	1-2	4.35	14	0	0	0	6	2	20.2	24	14	10	3	0	10	0	29	4	0
Peck, Tyler	2-3	4.84	14	0	0	0	3	1	22.1	25	14	12	2	2	11	0	23	5	0
Pereira, Wilfredo	2-1	2.42	11	1	0	0	6	2	26.0	21	9	7	5	1	7	0	21	1	0
Perez, Enrique	2-3	5.01	19	0	0	0	6	1	23.1	23	17	13	1	5	17	0	29	4	0
Puello, Jose	5-4	5.40	13	13	0	0	0	0	71.2	77	45	43	8	11	18	0	68	4	0
Rivera, Wilberto	1-0	5.33	15	0	0	0	6	1	25.1	28	19	15	3	1	9	0	27	1	2
Roach, Dalton	1-0	5.64	4	4	0	0	0	0	22.1	21	15	14	4	0	3	0	21	0	0
Robbins, Walker	3-0	2.52	17	0	0	0	6	2	25.0	22	11	7	0	2	10	0	31	0	0
Santana, Saniel	0-0	0.00	2	0	0	0	1	0	3.2	4	0	0	0	0	0	0	3	0	1
Sommers, Jake	2-3	4.18	12	10	0	0	0	0	51.2	51	27	24	7	5	19	0	55	3	0
Soto, Hector	1-1	2.56	9	5	0	0	2	1	31.2	26	15	9	3	3	6	0	35	3	0
Taveras, Leonardo	0-0	0.00	3	0	0	0	2	0	3.0	0	0	0	0	0	2	0	7	1	0
Witkowski, John	4-0	2.81	15	0	0	0	6	4	25.2	21	9	8	3	4	4	0	27	1	0
YaSenka, Michael	2-1	0.56	7	5	1	0	1	0	32.1	21	7	2	1	4	6	0	37	4	0
<b>TOTALS</b>	<b>35-33</b>	<b>4.76</b>	<b>68</b>	<b>68</b>	<b>1</b>	<b>1</b>	<b>67</b>	<b>19</b>	<b>583.2</b>	<b>628</b>	<b>379</b>	<b>309</b>	<b>63</b>	<b>54</b>	<b>213</b>	<b>1</b>	<b>578</b>	<b>50</b>	<b>6</b>

## GULF COAST LEAGUE CARDINALS (ROOKIE)

### Cardinals Complex at Roger Dean Chevrolet Stadium

4795 University Drive  
Jupiter, FL 33458  
(561) 775-1818

Director of Operations: Luis Morales  
Athletic Trainer: Paden Eveland



### JOE HAWKINS

### MANAGER

Hawkins begins his first season as a manager for the Gulf Coast League Cardinals and his second overall coaching in the Cardinals organization serving as the hitting coach with the GCL Cardinals in 2019. The 2019 GCL Cardinals finished second in the league hitting 35 home runs and defensively, led the league in double plays turned (48).

Prior to joining the Cardinals, he was an assistant coach for the Saint Louis University baseball team in 2018 working as a hitting coach and recruiter. The Billikens won the Atlantic 10 title and advanced to the NCAA Regionals leading the conference in batting, slugging, on-base percentage, runs and RBI.

His coaching career started as the hitting coach and recruiting coordinator for Jefferson College.

Hawkins played college baseball at Missouri State University where he was a four-year letterwinner as a shortstop and team captain. The Missouri Valley Conference Defensive Player of the Year in 2015 set school records for assists and fielding percentage.

Following his time in college, Hawkins was drafted by the St. Louis Cardinals in the 40th round after previously being drafted by the Kansas City Royals in the 42nd round out of high school.

Hawkins, 27, a Canadian-born resident, is the youngest manager in the Cardinals organization. He resides in St. Louis with his wife Ashley.



### GIOVANNI CARRARA

### PITCHING COACH

Giovanni Carrara returns for his fifth season as pitching coach in the Gulf Coast League and his sixth overall season in the Cardinals organization, serving as pitching coach for the Dominican Summer League Cardinals in 2015.

The 2018 GCL squad, which advanced to the league championship, led the league with 40 wins and had the league ERA champion in Perry DellaValle. The 2016 club captured the GCL Championship behind five wins and a 2.32 ERA from Franyel Casadilla, who also tossed five shutout innings in a game one, 3-0 win in the finals vs. the GCL Phillies.

Carrara was originally signed as a non-drafted free agent out of Venezuela by the Blue Jays in 1990. He pitched in parts of 10 Major League seasons (1995-2006), appearing in games with the Blue Jays (1995-96), Reds (1996-97), Rockies (2000), Dodgers (2001-02, 2004-06) and Mariners (2003). He posted a 29-18 career record with a 4.69 ERA in 313 games (18 starts).

He posted a career-best 2.18 ERA in 2004 when he went 5-2 with two saves in 42 appearances as an integral part of the Dodgers bullpen. The Dodgers claimed the National League West Division that season, and Carrara made three post-season appearances before his team fell to St. Louis in the National League Division Series. Carrara pitched in a career-high 72 games at the age of 37 in 2005, winning a career-high seven games in a relief role.

Carrara, 52, represented Italy in the 2007 Euros due to his parents heritage from Italy. He resides in El Tigre, Venezuela, in the off-season.



### BERNARD GILKEY

### HITTING COACH

Gilkey enters his first season as a hitting coach with the Gulf Coast League Cardinals following a role on the Cardinals Core staff in the Baseball Operations and Player Development department.

The former Cardinals outfielder played 12 Major League seasons with five organizations (Cardinals, Mets, Diamondbacks, Braves and Red Sox). He compiled a .275 BA with 118 HR and 546 RBI over 1,239 career games. His finest season came with the Mets in 1996 batting .317 with 30 HR and 117 RBI, finishing 14th in the National League MVP voting.

Off the field, Gilkey made an appearance as an actor in the 1997 hit movie "Men in Black."

Gilkey, 53, resides in Chesterfield, Mo., with his wife Patrice. The couple have two sons, Jaalen (24), who played college baseball at Central Arizona JC and Miles College, and Caeven (20) who played at High Point University.

### TYLER WOLFE

### HITTING COACH

Wolfe enters his first season as a coach for the Gulf Coast League Cardinals.

The Minnesota-native was a former infielder who was drafted by the Houston Astros in the 39th round of the Major League Baseball draft in 2016 out of Kansas State University.

He played 76 minor league games from 2016-17, advancing as high as Double-A in the Texas League at Corpus Christi, while carrying a career batting average of .205 with 3 HR and 26 RBI. The final two seasons of his playing career were in the Independent Leagues appearing in Sioux Falls, Schaumburg and Fargo-Moorhead.

Wolfe, 26, resides in Palm Beach Gardens, Fla., with his wife Emily.

## 2019 FINAL GULF COAST STATISTICS

**Manager:** Josh Lopez

**Record:** 20-34 (16th in the Gulf Coast League, 5th in the East Division)

**League Leaders:** RHP Nathanael Heredia (Walks, 34).



### Most-Used Lineup (Most games at each position)

1B	Freddy De Jesus	32	C	Cristhian Longa	25	ST	Inohan Paniagua	9
2B	Ramón Mendoza	32	OF	Patrick Romeri	38	REL	Martin Cordova	16
3B	Francisco Hernandez	37	OF	Luis Montano	37			
SS	Franklin Soto	39	OF	Joerlin De Los Santos	26			

BATTERS	AVG	G	AB	R	H	2B	3B	HR	RBI	SH	SF	HP	BB	IBB	SO	SB	CS	DP	OBP	SLG	E
Burgos, Diowill	.205	22	78	11	16	4	0	2	8	0	0	1	11	0	27	2	2	1	.311	.333	1
Cruz, Adanson	.000	3	11	0	0	0	0	0	0	0	0	0	0	0	2	0	0	1	.000	.000	0
De Jesus, Freddy	.180	38	122	15	22	4	0	3	10	0	1	5	16	2	37	0	0	3	.299	.287	4
De Los Santos, Joerlin	.167	30	72	9	12	0	0	0	2	1	1	1	9	0	11	2	0	2	.265	.167	1
Fletcher, Trejyn	.297	9	37	6	11	3	0	2	8	0	1	0	4	0	17	0	0	0	.357	.541	0
Garcia, Joyser	.241	21	58	6	14	3	0	0	6	0	1	0	6	0	16	0	0	3	.308	.293	3
Gomez, Pablo	.210	44	124	15	26	6	1	3	16	1	3	5	21	0	30	0	3	4	.340	.347	6
Hernandez, Francisco	.226	40	146	20	33	8	0	7	21	0	1	4	14	0	31	4	2	4	.309	.425	11
Jimenez, William	.342	21	73	14	25	3	1	3	17	0	2	1	10	0	17	5	2	2	.419	.534	1
Kreuter, Cole	.222	7	18	5	4	3	0	0	0	1	0	1	2	0	3	0	0	2	.333	.389	1
Longa, Cristhian	.225	28	102	7	23	7	0	0	8	0	0	4	4	0	28	2	2	0	.282	.294	4
Mendoza, Ramon	.284	33	102	19	29	9	0	1	9	2	1	4	14	0	27	0	4	1	.388	.402	5
Montano, Luis	.191	40	141	17	27	11	3	0	19	0	1	3	13	0	60	1	2	2	.272	.312	1
Montero, Elehuris	.308	4	13	1	4	0	0	0	0	0	0	1	1	0	2	0	0	0	.400	.308	0
Reichenborn, Tyler	.250	21	68	9	17	2	3	3	8	0	3	3	10	0	15	1	5	0	.357	.500	0
Richardson, Zade	.191	22	68	8	13	4	0	1	4	0	0	2	12	0	27	1	1	0	.329	.294	2
Romeri, Patrick	.246	41	138	23	34	6	3	6	20	0	2	3	19	0	46	4	0	1	.346	.464	1
Rosario, Yowelfy	.207	40	140	7	29	5	2	1	18	1	1	2	13	0	50	3	4	3	.282	.293	8
Selmo, Jean	.182	23	66	5	12	3	0	1	9	0	1	0	6	0	31	1	0	2	.247	.273	0
Soto, Franklin	.226	41	146	24	33	9	2	2	12	0	0	5	20	0	33	6	4	3	.339	.356	15
<b>TOTALS</b>	<b>.223</b>	<b>54</b>	<b>1723</b>	<b>221</b>	<b>384</b>	<b>90</b>	<b>15</b>	<b>35</b>	<b>195</b>	<b>6</b>	<b>19</b>	<b>45</b>	<b>205</b>	<b>2</b>	<b>510</b>	<b>32</b>	<b>31</b>	<b>34</b>	<b>.318</b>	<b>.353</b>	<b>77</b>

PITCHERS	W-L	ERA	G	GS	CG	SHO	GF	SV	IP	H	R	ER	HR	HB	BB	IBB	SO	WP	BK
Cordova, Martin	0-1	6.31	16	2	0	0	7	1	35.2	42	28	25	5	5	18	0	17	4	2
Coward, Connor	1-0	0.00	9	0	0	0	4	3	12.0	2	4	0	0	0	3	0	9	1	0
Drake, Blake	0-0	15.00	4	3	0	0	0	0	3.0	3	5	5	0	0	4	0	2	1	0
Garcia, Roy	2-5	8.65	14	2	0	0	8	3	26.0	32	28	25	2	1	24	1	28	11	1
Gingery, Steven	0-1	13.5	1	1	0	0	0	0	0.2	1	1	1	0	0	1	0	1	0	0
Gonzalez, Merandy	0-0	0.00	5	2	0	0	0	0	6.0	4	0	0	0	0	2	0	10	0	0
Green, Anthony	1-2	5.04	10	4	0	0	0	0	30.1	39	20	17	2	2	14	0	28	4	0
Hart, Thomas	2-2	7.59	12	1	0	0	0	0	21.1	18	19	18	4	4	34	0	11	4	0
Heredia, Nathanael	5-4	3.83	12	7	0	0	1	0	49.1	43	27	21	2	7	35	0	48	5	6
Herget, Kevin	0-0	6.00	2	1	0	0	0	0	3.0	3	2	2	1	0	0	0	4	0	0
Jimenez, Ludwin	2-4	4.59	10	7	0	0	1	0	51.0	48	29	26	6	3	24	0	51	6	1
Locey, Tony	0-0	0.00	2	0	0	0	0	0	2.0	1	0	0	0	0	2	0	3	1	0
Madera, Wilman	1-1	5.20	14	0	0	0	8	0	27.2	26	19	16	3	2	7	0	30	0	0
Ortiz, Luis	1-3	3.43	5	3	0	0	1	1	21.0	26	18	8	3	2	9	0	15	3	1
Paniagua, Inohan	2-5	5.98	11	9	0	0	1	0	49.2	59	40	33	3	6	16	0	47	8	0
Perez, Williams	0-0	0.00	3	3	0	0	0	0	4.0	3	1	0	0	0	2	0	5	0	0
Santana, Saniel	0-0	7.94	6	0	0	0	1	0	5.2	6	6	5	1	3	9	0	4	2	0
Soto, Hector	0-0	5.91	4	0	0	0	2	1	10.2	7	7	7	1	2	3	0	14	3	0
Statler, Tyler	0-2	5.91	10	1	0	0	1	0	10.2	13	9	7	0	1	10	0	12	1	0
Tena, Luis	1-0	5.03	10	0	0	0	8	2	19.2	24	11	11	0	2	7	0	20	2	0
Thompson, Zack	0-0	0.00	2	2	0	0	0	0	2.0	3	1	0	0	0	0	0	4	0	0
Trompiz, Anthony	1-2	4.74	14	0	0	0	9	1	24.2	27	14	13	2	2	9	0	18	4	0
Ventura, Francis	1-2	5.18	11	5	0	0	2	0	48.2	65	36	28	2	1	19	0	31	3	0
Walsh, Jake	0-0	10.80	2	1	0	0	0	0	1.2	2	2	2	0	0	1	0	4	0	0
<b>TOTALS</b>	<b>20-34</b>	<b>5.17</b>	<b>54</b>	<b>54</b>	<b>0</b>	<b>2</b>	<b>54</b>	<b>12</b>	<b>466.1</b>	<b>497</b>	<b>327</b>	<b>268</b>	<b>37</b>	<b>43</b>	<b>253</b>	<b>1</b>	<b>416</b>	<b>63</b>	<b>11</b>

## DOMINICAN SUMMER LEAGUE CARDINALS BLUE (ROOKIE)

### Cardinals Academy

Jubey, La Malena

Boca Chica, Dominican Republic

**Academy Administrator:** Aaron Rodriguez

**Athletic Trainer:** Kiomy Martinez

**Strength & Conditioning:** Chris Latimer



### FRAY PENICHE

### MANAGER

Peniche begins his 10th season as manager of the Dominican Summer League Cardinals Blue and has compiled a 361-341 record (.514) over that time managing his first eight seasons with the lone Cardinals Dominican entry.

Since splitting the Dominican Academy into two teams, Peniche's clubs have posted a 92-44 record (.676) the highest winning percentage of any Cardinals minor league affiliate over the past two seasons.

The 2018 DSL Cardinals Blue squad made their first postseason appearance since the Cardinals Dominican Academy opened, while running off a franchise best 51 wins boasting the league batting champion in Malcom Nuñez.

Prior to his time with the Cardinals, Peniche spent 12 seasons in the Detroit Tigers organization, most recently as manager of the DSL Tigers (2007-10). Peniche began his coaching career with the Oneonta Tigers (SS) in 1999, then moved on as a coach with the DSL Tigers from 2000-06. He was promoted to manager of the DSL Tigers in 2007 and led the team to a 45-20 record and a second place finish in their division.

Peniche was signed as a non-drafted free agent by the Tigers and played four seasons in their minor league system. He spent three seasons (1995-97) with the Gulf Coast League Tigers and one season (1998) in the New York-Penn League with the Jamestown Jammers (R). Peniche, 43, resides in Santo Domingo Este, Dominican Republic, with his wife, Sandy, and two children: Aaron (20) and Fray Antonio (16).



### B.J. ROPER-HUBBERT

### HITTING COACH

Roper-Hubbert enters his second season coaching at the Cardinals Dominican Academy and first with the Dominican Summer League Blue squad. Last season, he was the hitting coach for the Dominican Summer League Red team. The Red squad ranked 6th in runs scored in the 45-team league, averaging 6.1 runs per game. They also ranked 2nd in the league in walks (415) and 6th in stolen bases (133), with a 77% success rate. Defensively, the club ranked T-4th with 62 double plays turned.

The Bermuda-native played college baseball at Alcorn State University where he was Southwestern Athletic Conference Newcomer of the Year in 2006 with a .404 batting average.

He was drafted by the New York Mets in the 32nd round of the June 2006 First-Year Player Draft and played three professional seasons in the Mets organization. Over those three years, Roper-Hubbert batted .224 with 11 home runs and 41 RBI over 132 games. The outfielder and catcher advanced as high as Advanced-A Port St. Lucie in the Florida State League.

In 2012, he was an outfielder for the Great Britain National team in the 2012 World Baseball Classic Qualifier team.

Roper-Hubbert, 34, resides in Ellenwood Ga.



### BILL VILLANUEVA

### PITCHING COACH

Villanueva returns for his fifth season as pitching coach of the Dominican Summer League Cardinals. He coached in Johnson City (R) for the 2015 season, and previously served in the same capacity for the DSL Cardinals from 2008-14. Villanueva joined the Cardinals organization in 2005. After serving as an assistant pitching instructor at the Cardinals' complex in Jupiter, Fla., in 2008, he returned to coaching in 2009.

The 2019 DSL Cardinals Blue issued 233 walks (3.6 per game), the 5th-fewest among the 45 teams in the league.

Villanueva was the pitching coach when current St. Louis Cardinals pitcher Carlos Martinez won the 2010 Dominican Summer League ERA title with a 0.76 ERA.

A former right-handed pitcher, Villanueva signed with the Marlins in 1995 and pitched six seasons in their minor league system. Overall, Villanueva was 14-28 with a 3.95 ERA in 77 career minor league games (61 starts). Villanueva also played for the Tigres de Licey from 1998-2001 in the Caribbean Baseball Series.

The 41-year-old is a native of Santo Domingo, Dominican Republic.

# 2019 FINAL DSL BLUE STATISTICS



**Manager:** Fray Peniche

**Record:** 41-23 (6th in Dominican Summer League, 2nd in DSL South Division)

**All-stars:** N/A.

**League Leaders:** N/A

## Most-Used Lineup (Most games at each position)

1B Fernando Diaz . . . . . 45	OF Hansel Otamendi . . . . . 56	ST Gustavo J Rodriguez . . . . . 12
2B Elvin De Jesus . . . . . 46	OF Gustavo Rodriguez . . . . . 47	Reinys Portillo . . . . . 12
3B Brandon Hernandez . . . . . 36	OF Leudy Peña . . . . . 43	Wilmer Ortega . . . . . 12
SS Darlyn Del Villar . . . . . 49		REL Victor Villanueva . . . . . 22
C Jesus Orecchia . . . . . 35		William Miranda . . . . . 22

BATTERS	AVG	G	AB	R	H	2B	3B	HR	RBI	SH	SF	HP	BB	IBB	SO	SB	CS	DP	OBP	SLG	E
Arcia, Carlos	.226	36	115	26	26	2	0	1	13	1	1	3	25	1	35	7	2	2	.375	.270	7
De Jesus, Elvin	.272	49	202	36	55	9	6	3	28	1	1	5	29	0	60	19	2	0	.376	.421	13
Del Villar, Darlyn	.219	55	219	40	48	8	3	1	34	1	2	3	34	0	49	9	3	6	.329	.297	15
Diaz, Fernando	.270	54	200	31	54	12	0	6	30	0	2	13	23	0	72	1	2	2	.378	.420	15
Hernandez, Brandon	.271	38	140	19	38	9	2	1	20	0	0	6	21	0	41	2	2	2	.389	.386	8
Moquete, Darlin	.390	43	154	43	60	5	4	5	33	0	4	6	17	1	16	23	4	0	.459	.571	1
Orecchia, Jesus	.192	44	146	19	28	5	1	1	18	1	1	1	20	0	25	1	0	7	.292	.260	7
Otamendi, Hansel	.237	57	194	39	46	7	2	0	20	1	5	7	43	1	23	10	2	7	.386	.294	1
Pena, Erik	.252	43	107	27	27	4	0	0	8	3	0	9	20	0	24	9	2	1	.412	.290	6
Pena, Leudy	.215	51	177	32	38	9	0	4	29	0	1	5	35	0	65	0	1	4	.358	.333	3
Rodriguez, Gustavo A.	.266	56	207	37	55	15	3	1	41	0	10	1	31	0	76	5	1	2	.349	.382	1
Rodriguez, Jose	.200	17	60	8	12	3	0	1	9	0	0	2	7	0	25	0	0	0	.304	.300	2
Rodriguez, Luis	.265	43	151	21	40	6	1	1	24	0	1	4	11	0	33	1	3	4	.329	.338	5
Sanchez, Juan	.193	28	88	11	17	4	0	0	12	0	1	2	10	0	30	1	0	1	.287	.239	2
Velasquez, Diego	.250	15	52	8	13	0	0	1	6	0	1	4	3	0	23	0	0	0	.333	.308	0
Zapata, Jose	.243	42	148	26	36	11	1	1	16	1	2	7	20	0	40	1	3	5	.356	.351	16
<b>TOTALS</b>	<b>.256</b>	<b>64</b>	<b>2161</b>	<b>396</b>	<b>554</b>	<b>103</b>	<b>22</b>	<b>26</b>	<b>313</b>	<b>8</b>	<b>30</b>	<b>76</b>	<b>326</b>	<b>3</b>	<b>595</b>	<b>86</b>	<b>27</b>	<b>35</b>	<b>.369</b>	<b>.360</b>	<b>110</b>

PITCHERS	W-L	ERA	G	GS	CG	SHO	GF	SV	IP	H	R	ER	HR	HB	BB	IBB	SO	WP	BK
Arias, Benjamin	1-2	8.39	18	0	0	0	4	0	24.2	38	30	23	1	5	19	0	22	13	0
Benitez, Allinson	2-0	1.64	8	0	0	0	0	0	11	9	2	2	0	2	10	0	11	3	0
Lugo, Americo	0-1	4.38	9	0	0	0	5	1	12.1	16	7	6	0	0	2	1	14	2	0
Marcelino, Hansel	0-0	3	3	0	0	0	1	0	3	1	1	1	0	0	2	0	3	3	0
Martinez, Engels	2-3	4.39	12	11	0	0	0	0	55.1	50	38	27	5	7	16	0	40	15	1
Miranda, William	4-0	1.74	22	1	0	0	2	0	41.1	39	8	8	0	2	21	1	41	10	1
Ortega, Wilmer	5-0	2.77	12	12	0	0	0	0	55.1	49	23	17	1	9	17	0	39	9	1
Ortiz, Luis	0-1	1.74	3	2	0	0	0	0	10.1	11	6	2	0	0	2	0	10	1	0
Peralta, Juan	1-1	5.85	12	1	0	0	1	1	20	30	18	13	2	0	4	0	11	2	0
Pimentel, Eduar	0-2	6.05	11	4	0	0	1	0	19.1	23	17	13	1	1	8	1	17	6	1
Portillo, Reinys	2-4	2.87	12	12	0	0	0	0	59.2	49	23	19	3	5	20	0	56	6	0
Prada, Nelson	5-2	3.33	18	0	0	0	12	2	27	31	12	10	0	2	7	2	23	2	0
Ramirez, Josue	0-0	40.5	1	0	0	0	0	0	0.2	2	3	3	2	0	3	0	2	0	0
Richard, Yordy	4-0	4.31	12	8	0	0	0	0	48	46	26	23	3	5	21	0	43	3	0
Rincon, Hancel	0-0	0	1	0	0	0	0	0	3	1	0	0	0	0	0	0	3	1	0
Rodriguez, Dionys	2-1	5.88	17	0	0	0	5	2	26	18	20	17	1	0	19	0	32	7	1
Rodriguez, Gustavo J.	4-1	2.04	12	12	0	0	0	0	57.1	51	22	13	1	5	11	0	53	4	1
Suarez, Ronald	1-2	6.75	16	0	0	0	4	0	21.1	18	17	16	1	3	26	0	22	3	0
Tena, Luis	3-1	2.52	14	1	0	0	6	0	25	23	8	7	2	1	9	0	31	1	0
Villanueva, Victor	3-3	1.64	22	0	0	0	14	3	33	28	14	6	0	4	6	3	16	5	0
Zapata, Cristoffer	2-1	3.57	18	0	0	0	11	6	17.2	7	7	7	1	3	14	0	18	3	0
<b>TOTALS</b>	<b>41-23</b>	<b>3.63</b>	<b>64</b>	<b>64</b>	<b>0</b>	<b>3</b>	<b>64</b>	<b>15</b>	<b>568</b>	<b>535</b>	<b>297</b>	<b>229</b>	<b>24</b>	<b>53</b>	<b>233</b>	<b>7</b>	<b>504</b>	<b>99</b>	<b>6</b>



## DOMINICAN SUMMER LEAGUE CARDINALS RED (ROOKIE)

### Cardinals Academy

Jubey, La Malena  
Boca Chica, Dominican Republic

**Academy Administrator:** Aaron Rodriguez

**Athletic Trainer:** Luis Polanco

**Strength & Conditioning:** TBA



### ESTUAR RUIZ

### MANAGER

Ruiz enters his first season as the manager for the Dominican Summer League Cardinals team after working several years as a scout in Venezuela.

The former middle infielder played 146 games in the Orioles minor league system from 1990-92 for Bluefield in the Appalachian League and Kane County in the Midwest League. His career spanned from ages 17-19 posting a career batting average of .222 with 25 RBI.

Following his playing career, Ruiz worked for the Cleveland Indians organization, first as a coach in their Venezuelan academy from 1996-2002 and as an area scout in Caracas and the surrounding area from 2002-09. Two of his more prominent Major League signings were pitchers Hector Rondón and Jeanmar Gomez.

Prior to working for the Cardinals, Ruiz was the Infield Coach for the Seattle Mariners Venezuelan club. The 2012 club lost in the VZL finals.

Ruiz, 49, resides in Barcelona, Venezuela and has two daughters, Scarlys (27) and Stephany (25).

### EDWIN MORENO

### PITCHING COACH

Moreno will be serving his first season as a coach in the Cardinals organization and second as a coach overall after working as a pitching coach for the Dominican Summer League Yankees in 2019.

The former right-handed pitcher played 11 professional seasons from 2000-10, making his Major League debut for San Diego in 2009. The right-hander went 1-3 with a 4.84 ERA (22.2 IP), with 15 strikeouts in 19 relief appearances for the Padres. Moreno was a Mid-Season All-Star for Portland (AAA) in the Pacific Coast League, and named a Mid-Season All-Star pitching for Petroleros de Minatitlán in the 2007 Mexican League, where he was 8-3 with a 2.71 ERA (103.0 IP) and 80 strikeouts in 17 games (14 starts).

Moreno, 29, resides in Venezuela.



### LUIS CRUZ

### COACH

Cruz will be serving his second season as a coach for the Dominican Summer League team.

The former Cardinals catcher and first baseman was signed out of the Dominican Republic as an 18-year old and played 287 career minor league games in the Cardinals organization over seven seasons.

He batted .264 with 14 home runs and 101 RBI playing as high as Triple-A Memphis in 2016, making an appearance in two games.

From 2017-18, Cruz played Independent League baseball in York of the Atlantic League and participated in the Dominican Winter League for Toros del Este.

Cruz, 26, is one of the youngest coaches in the Cardinals organization, and resides in Cotui, Dominican Republic in the off-season.



### ISMAEL CASTRO

### HITTING COACH

Castro enters his third season as hitting coach for the Dominican Summer League team and in the Cardinals organization.

An 11-year minor league veteran, Castro signed with the Seattle Mariners in 1999 out of Colombia and played as high as Triple-A Tacoma in 2006 where he batted .303 with 4 HR and 21 RBI in 49 games.

Overall in his minor league career, he played in 381 games carrying a .280 career batting average with 28 home runs, 164 RBI and was successful in 35 stolen bases out of 58 attempts. From 2007-10, Castro played Independent League ball for Macon, Nashua, Yuma and Chico.

In 2010, Castro helped Colombia win a Silver Medal at the South American Games and batted .333 for Colombia in the 2010 Pan American Games Qualifying Tournament.

He made two plate appearances for Colombia in the 2013 World Baseball Classic qualifying tournament, recording a pinch-hit single off Brazil. Castro, 37, resides in Cartagena, Colombia in the off-season.

## 2019 FINAL DSL RED STATISTICS



**Manager:** John Matos

**Record:** 32-39 (27th in Dominican Summer League, 6th in DSL San Pedro Division)

**All-Stars:** N/A.

**League Leaders:** N/A

### Most-Used Lineup (Most games at each position)

1B Alexander Samuel . . . . . 27	C Jesus Orecchia . . . . . 34	ST Edgar Manzo . . . . . 12
2B Albert Inoa . . . . . 50	OF Fernando Brazoban . . . . . 55	Angel Cuenca . . . . . 12
3B Luis Andujar . . . . . 33	OF Smith Vargas . . . . . 54	REL Victor Villanueva . . . . . 22
SS Bryan Matute . . . . . 36	OF Claudio Ramirez . . . . . 42	Luis Garcia . . . . . 22

BATTERS	AVG	G	AB	R	H	2B	3B	HR	RBI	SH	SF	HP	BB	IBB	SO	SB	CS	DP	SLG	OBP	E
Andujar, Luis	.321	60	215	37	69	15	3	1	47	1	6	4	33	0	47	12	6	5	.411	.433	9
Brazoban, Fernando	.217	55	180	30	39	7	4	3	37	2	3	9	31	0	46	8	0	4	.354	.350	5
Burgos, Diowill	.382	36	131	30	50	12	3	9	42	1	2	0	27	2	24	5	2	0	.481	.725	2
Heredia, Roblin	.231	41	147	24	34	4	4	1	27	1	2	3	28	0	46	5	1	1	.361	.333	7
Inoa, Albert	.306	59	216	54	66	10	2	1	25	2	1	8	52	0	47	14	5	5	.455	.384	22
Marcos, Miguel	.218	34	101	10	22	3	0	2	16	1	2	1	12	0	36	5	1	1	.302	.307	4
Matute, Bryan	.214	53	168	30	36	10	0	0	14	0	0	2	41	0	51	9	2	4	.374	.274	10
Mora, Sander	.266	65	256	63	68	13	2	0	26	1	2	4	49	0	54	33	8	6	.389	.332	18
Orecchia, Jesus	.186	41	140	17	26	3	1	1	18	1	1	1	18	0	24	1	0	7	.281	.243	7
Pena, Erik	.252	43	107	27	27	4	0	0	8	3	0	9	20	0	24	9	2	1	.412	.290	6
Ramirez, Claudio	.264	56	201	32	53	10	1	2	32	1	3	1	40	1	70	3	1	4	.384	.353	1
Salas, Endri	.279	23	86	15	24	4	2	0	10	0	0	5	10	0	17	2	1	2	.386	.372	1
Samuel, Alexander	.194	27	93	20	18	4	0	0	7	1	0	5	19	1	39	3	2	1	.359	.237	3
Sanchez, Juan	.196	16	51	7	10	2	0	0	10	0	1	1	4	0	16	1	0	1	.263	.235	1
Thomas, Erick	.226	33	106	16	24	4	1	2	15	0	0	4	12	0	34	2	5	2	.328	.340	10
Vargas, Smith	.249	59	225	42	56	9	5	0	20	3	1	3	31	0	63	28	4	4	.346	.333	4
Velasquez, Diego	.227	28	97	10	22	3	0	1	8	0	1	5	10	0	39	1	2	3	.327	.289	1
<b>TOTALS</b>	<b>.256</b>	<b>71</b>	<b>2369</b>	<b>432</b>	<b>607</b>	<b>114</b>	<b>28</b>	<b>22</b>	<b>348</b>	<b>15</b>	<b>24</b>	<b>52</b>	<b>415</b>	<b>4</b>	<b>632</b>	<b>133</b>	<b>40</b>	<b>50</b>	<b>.376</b>	<b>.356</b>	<b>125</b>

PITCHERS	W-L	ERA	G	GS	CG	SHO	GF	SV	IP	H	R	ER	HR	HB	BB	IBB	SO	WP	BK
Arias, Benjamin	0-1	10.80	2	0	0	0	1	0	3.1	4	4	4	0	1	3	0	3	0	0
Calderon, Augusto	4-4	5.54	18	0	0	0	7	1	26.0	24	21	16	1	6	19	1	34	12	1
Cordero, Hemerson	2-1	5.12	18	0	0	0	3	0	31.2	34	22	18	5	2	20	1	26	3	0
Cuenca, Angel	5-1	2.00	12	12	0	0	0	0	63.0	40	21	14	3	2	18	0	60	3	0
De Los Santos, Hector	1-3	4.25	18	0	0	0	11	3	29.2	25	19	14	2	7	26	3	42	3	3
Dominguez, Yonael	2-1	4.46	12	7	0	0	0	0	40.1	38	21	20	2	6	28	0	38	6	0
Fernandez, Ramon	3-3	6.07	19	0	0	0	11	1	29.2	31	28	20	2	2	21	0	25	8	2
Garcia, Luis	2-0	3.23	22	1	0	0	5	3	39.0	40	19	14	4	2	17	0	31	7	2
Gomez, Henry	1-1	4.14	11	10	0	0	0	0	45.2	52	26	21	2	4	12	0	29	2	0
Guerrero, Diorys	0-3	6.51	11	11	0	0	0	0	37.1	40	32	27	0	4	21	0	36	18	3
Jaquez, Jesus	0-0	8.84	12	0	0	0	4	0	18.1	24	22	18	3	2	11	0	11	3	0
Jimenez, Ludwin	2-1	3.15	4	4	0	0	0	0	20.0	21	7	7	1	1	7	0	13	1	0
Lopez, Oliver	2-2	5.46	18	0	0	0	7	0	28.0	30	27	17	3	3	25	1	13	8	0
Maiz, Miguel	1-2	5.40	10	0	0	0	5	0	15.0	16	9	9	1	1	8	0	13	1	1
Manzo, Edgar	2-4	3.68	12	12	0	0	0	0	58.2	62	36	24	5	5	23	0	56	5	1
Marcelino, Hansel	0-0	5.25	10	0	0	0	2	0	12.0	12	8	7	1	3	13	0	11	8	2
Ramirez, Brayán	1-1	3.31	10	1	0	0	2	0	16.1	13	16	6	1	3	21	0	17	9	0
Rincon, Hancel	1-5	3.75	15	9	0	0	1	0	50.1	47	27	21	2	3	19	0	41	15	1
Soriano, Larimel	1-2	3.03	20	0	0	0	11	0	29.2	34	19	10	0	2	20	4	35	8	0
Villanueva, Victor	3-3	1.64	22	0	0	0	14	3	33.0	28	14	6	0	4	6	3	16	5	0
Yedis, Miguel	2-3	6.00	13	4	0	0	1	0	33.0	37	29	22	1	7	18	0	18	10	1
<b>TOTALS</b>	<b>32-39</b>	<b>4.46</b>	<b>71</b>	<b>71</b>	<b>0</b>	<b>0</b>	<b>71</b>	<b>8</b>	<b>621.0</b>	<b>623</b>	<b>413</b>	<b>308</b>	<b>39</b>	<b>66</b>	<b>349</b>	<b>11</b>	<b>546</b>	<b>126</b>	<b>17</b>

## CARDINALS MINOR LEAGUE LEADERS — 2019

(Includes Regular Season Games Only)

### BATTING LEADERS

BATTING AVERAGE	
Darlin Moquete - DSLR.....	.390
Randy Arozarena - SPR/MEM.....	.344
Luis Andujar - DSLR.....	.321
Imeldo Diaz - SC/PEO/PMB.....	.317
Diowill Burgos - DSLR/DSLB.....	.316
Albert Inoa - DSLR.....	.306
Tommy Edman - MEM.....	.305
Rangel Ravelo - MEM.....	.299
John Nogowski - MEM.....	.295
Dylan Carlson - SPR/MEM.....	.292

RUNS	
Adolis Garcia - MEM.....	96
Dylan Carlson - SPR/MEM.....	95
John Nogowski - MEM.....	77
Edmundo Sosa - MEM.....	70
Brendan Donovan - PEO/MEM.....	70
Justin Toerner - PMB/SPR.....	69
Kramer Robertson - SPR/MEM.....	68
Randy Arozarena - SPR/MEM.....	65
Nolan Gorman - PEO/PMB.....	65
Delvin Perez - PEO.....	64

HITS	
Dylan Carlson - SPR/MEM.....	143
Edmundo Sosa - MEM.....	132
Adolis Garcia - MEM.....	124
Delvin Perez - PEO.....	123
Randy Arozarena - SPR/MEM.....	118
Yariel Gonzalez - PMB/SPR/MEM.....	118
Nolan Gorman - PEO/PMB.....	113
John Nogowski - MEM.....	112
Brendan Donovan - PEO/MEM.....	108
Brady Whalen - PEO.....	108

DOUBLES	
Luken Baker - PMB.....	32
Nolan Gorman - PEO/PMB.....	30
Brady Whalen - PEO.....	30
Dylan Carlson - SPR/MEM.....	28
Brendan Donovan - PEO/MEM.....	27
Randy Arozarena - SPR/MEM.....	25
Leandro Cedeno - PEO.....	24
Ramon Urias - PMB/SPR/MEM.....	24
Zach Kirtley - PMB/SPR.....	24
Two tied with.....	22

TRIPLES	
Dylan Carlson - SPR/MEM.....	8
Nolan Gorman - PEO/PMB.....	6
Adolis Garcia - MEM.....	6
Irving Lopez - SPR/MEM.....	6
Elvin De Jesus - DSLB.....	6
Edmundo Sosa - MEM.....	5
Smith Vargas - DSLR.....	5
Five tied with.....	4

HOME RUNS	
Adolis Garcia - MEM.....	32
Dylan Carlson - SPR/MEM.....	26
Johan Mieses - SPR/MEM.....	22
Edmundo Sosa - MEM.....	17
Nolan Gorman - PEO/PMB.....	15
Randy Arozarena - SPR/MEM.....	15
John Nogowski - MEM.....	15
Yariel Gonzalez - PMB/SPR/MEM.....	15
Brian O'Keefe - SPR.....	13
Tyler O'Neill - SPR/MEM.....	13

RUNS BATTED IN	
Adolis Garcia - MEM.....	96
Brady Whalen - PEO.....	81
John Nogowski - MEM.....	75
Yariel Gonzalez - PMB/SPR/MEM.....	72
Dylan Carlson - SPR/MEM.....	68
Johan Mieses - SPR/MEM.....	66
Edmundo Sosa - MEM.....	62
Nolan Gorman - PEO/PMB.....	62
Rangel Ravelo - MEM.....	56
Ramon Urias - PMB/SPR/MEM.....	55

WALKS	
John Nogowski - MEM.....	69
Kramer Robertson - SPR/MEM.....	66
Brendan Donovan - PEO/MEM.....	64
Justin Toerner - PMB/SPR.....	61
Dylan Carlson - SPR/MEM.....	58
Brady Whalen - PEO.....	56
Luken Baker - PMB.....	52
Albert Inoa - DSLR.....	52
Brandon Riley - PEO.....	50
Sander Mora - DSLR.....	49

STOLEN BASES	
Sander Mora - DSLR.....	33
Smith Vargas - DSLR.....	28
Darlin Moquete - DSLB.....	23
Delvin Perez - PEO.....	22
Dylan Carlson - SPR/MEM.....	20
Elvin De Jesus - DSLB.....	19
Randy Arozarena - SPR/MEM.....	17
Five tied with.....	14

SLUGGING PERCENTAGE	
Diowill Burgos - DSLB/DSLR.....	.579
Randy Arozarena - SPR/MEM.....	.571
Chandler Redmond - JC.....	.552
Dylan Carlson - SPR/MEM.....	.542
Adolis Garcia - MEM.....	.517
Tommy Edman - MEM.....	.513
John Nogowski - MEM.....	.476
Rangel Ravelo - MEM.....	.473
Edmundo Sosa - MEM.....	.466
Andrew Knizner - MEM.....	.463

ON BASE PERCENTAGE	
Albert Inoa - DSLR.....	.455
Randy Arozarena - SPR/MEM.....	.431
Diowill Burgos - DSLB/DSLR.....	.420
John Nogowski - MEM.....	.413
Luis Andujar - DSLR.....	.411
Pedro Pages - SC.....	.393
Sander Mora - DSLR.....	.389
Liam Sabino - JC/SC.....	.387
Hansel Otamendi - DSLB.....	.386
Drew Robinson - MEM.....	.385

OPS (ON BASE + SLUG PCT)	
Randy Arozarena - SPR/MEM.....	1.003
Diowill Burgos - DSLB/DSLR.....	.999
Chandler Redmond - JC.....	.935
Dylan Carlson - SPR/MEM.....	.914
John Nogowski - MEM.....	.889
Tommy Edman - MEM.....	.869
Rangel Ravelo - MEM.....	.856
Liam Sabino - JC/SC.....	.845
Luis Andujar - DSLR.....	.843
Albert Inoa - DSLR.....	.839

Memphis-AAA (MEM), Springfield-AA (SPR), Palm Beach-A (PMB), Peoria-A (PEO),  
State College-A (SC), Johnson City-R (JC), Gulf Coast League-R (GCL), Dominican Summer League Blue/Red (DSLB/R)

# CARDINALS MINOR LEAGUE LEADERS — 2019

(Includes Regular Season Games Only)

## PITCHING LEADERS

WINS		INNINGS PITCHED		STRIKEOUTS	
Johan Oviedo - PMB/SPR .....	12	Tommy Parsons - PEO/PB/SP/ME	165.2	Johan Oviedo - PMB/SPR .....	163
Tommy Parsons - PEO/PB/SPR/MEM	11	Angel Rondon - PMB/SPR .....	160.0	Angel Rondon - PMB/SPR .....	159
Angel Rondon - PMB/SPR .....	11	Jake Woodford - MEM .....	151.2	Tommy Parsons - PEO/PB/SP/MEM	148
Alex FaGalde - PMB/SPR .....	10	Evan Kruczynski - SPR/MEM .....	147.2	Evan Kruczynski - SPR/MEM .....	146
Jake Woodford - MEM .....	9	Johan Oviedo - PMB/SPR .....	146.2	Austin Warner - SPR/MEM .....	143
Daniel Ponce de Leon - MEM .....	8	Austin Warner - SPR/MEM .....	142.1	Jake Woodford - MEM .....	131
Alvaro Seijas - PEO/PMB .....	8	Alex FaGalde - PMB/SPR .....	139.1	Alvaro Seijas - PEO/PMB .....	114
Austin Warner - SPR/MEM .....	8	Alvaro Seijas - PEO/PMB .....	134.1	Alex FaGalde - PMB/SPR .....	113
Harold Arauz - SPR/MEM .....	7	Diego Cordero - PEO/PMB .....	128.2	Edgar Gonzalez - PMB/MEM .....	110
Eight tied with .....	6	Kyle Leahy - PEO/PMB/SPR .....	123.0	Genesis Cabrera - MEM .....	106
GAMES PITCHED		GAMES STARTED		ERA*	
Jesus Cruz - SPR/MEM .....	52	Johan Oviedo - PMB/SPR .....	28	Angel Cuenca - DSLR .....	2.00
Jacob Patterson - SPR .....	51	Angel Rondon - PMB/SPR .....	28	Gustavo Rodriguez - DSLB .....	2.04
Chasen Shreve - MEM .....	51	Tommy Parsons - PE/PB/SP/MEM ..	27	Alvaro Seijas - PEO/PMB .....	2.81
Kodi Whitley - PMB/SPR/MEM .....	50	Evan Kruczynski - SPR/MEM .....	26	Reinys Portillo - DSLB .....	2.87
Seth Elledge - SPR/MEM .....	47	Jake Woodford - MEM .....	26	Angel Rondon - PMB/SPR .....	2.93
Bryan Dobzanski - PMB/SPR/MEM	46	Austin Warner - SPR/MEM .....	25	Alex FaGalde - PMB/SPR .....	3.17
Junior Fernandez - PMB/SPR/MEM	45	Edgar Gonzalez - PMB/MEM .....	24	Diego Cordero - PEO/PMB .....	3.43
Ronnie Williams - PMB/SPR .....	44	Alex FaGalde - PMB/SPR .....	24	Tommy Parsons - PE/PB/SP/ME ..	3.53
Roel Ramirez - SPR/MEM .....	43	Alvaro Seijas - PEO/PMB .....	24	Edgar Manzo - DSLR .....	3.68
Patrick Dayton - PMB/SPR .....	43	Diego Cordero - PEO/PMB .....	23	Kyle Leahy - PEO/PMB/SPR .....	3.73
Connor Jones - SPR/MEM .....	43				
SAVES		OPPONENT'S AVERAGE*		STRIKEOUTS/9 IP^	
Junior Fernandez - PMB/SPR/MEM	11	Angel Cuenca - DSLR .....	.185	Freddy Pacheco - PEO .....	14.8
Kodi Whitley - PMB/SPR/MEM .....	9	Angel Rondon - PMB/SPR .....	.213	Jesus Cruz - SPR/MEM .....	13.1
Connor Jones - SPR/MEM .....	9	Alex FaGalde - PMB/SPR .....	.219	Jacob Schlesener - SC/PEO .....	12.5
Bryan Dobzanski - PMB/SPR/MEM ..	8	Reinys Portillo - DSLB .....	.219	Will Guay - JC .....	12.3
Edgar Escobar - PEO/PMB .....	6	Jake Woodford - MEM .....	.223	Jacob Patterson - SPR .....	12.0
Mike Mayers - MEM .....	6	Nathanael Heredia - GCL/SC .....	.239	Dominic Leone - MEM .....	11.9
Cristoffer Zapata - DSLB .....	6	Tommy Parsons - PEO/PB/SP/ME.	.241	Alex Reyes - PMB/MEM .....	11.8
Chris Beck - MEM .....	6	Enmanuel Solano - SC/PMB .....	.246	Junior Fernandez - PB/SPR/MEM	11.1
Jack Ralston - SC .....	5	Alvaro Seijas - PEO/PMB .....	.252	Edgar Escobar - PEO/PMB .....	10.9
Evan Sisk - PEO .....	5	Kyle Leahy - PEO/PMB/SPR .....	.256	Ryan Meisinger - MEM .....	10.8
Sebastian Tabata - PEO .....	5				
STRIKEOUT/WALK RATIO^		TOUGHEST TO HR OFF (TBF/HR)^		WHIP^	
Tommy Parsons - PEO/PB/SP/ME	5.5	Junior Fernandez - PB/SPR/MEM ..	(268/0)	Michael YaSenka - JC/SC .....	0.92
Gustavo Rodriguez - DSLB .....	4.8	Freddy Pacheco - PEO .....	(261/0)	Angel Cuenca - DSLR .....	0.92
Hector Soto - GCL/JC/SC/PMB .....	4.8	Diorys Guerrero - DSLR .....	(176/0)	Victor Villanueva - DSLB/R .....	1.03
Jacob Patterson - PMB .....	4.3	William Miranda - DSLB .....	(174/0)	Edgar Escobar - PEO/PMB .....	1.05
Ryan Meisinger - MEM .....	4.2	Victor Villanueva - DSLB/R .....	(133/0)	Michael Baird - SC/PEO/PMB/SPR ..	1.05
Kodi Whitley - PMB/SPR/MEM .....	4.1	Edgar Escobar - PEO/PMB .....	119.5	Hector Soto - GCL/JC/SC/PMB .....	1.05
Perry DellaValle - PMB .....	3.8	Gustavo Rodriguez - DSLB .....	117.0	Francisco Justo - JC .....	1.06
Julio Puello - JC .....	3.8	Wilmer Ortega - DSLB .....	116.5	Wilfredo Pereira - JC/PEO .....	1.07
Wilfredo Pereira - JC/PEO .....	3.8	Michael YaSenka - JC/SC .....	92.5	Andre Pallante - SC .....	1.07
Michael YaSenka - JC/SC .....	3.8	Miguel Yedis - DSLR .....	77.0	Kodi Whitley - PMB/SPR/MEM .....	1.07

\* = min. 0.8 IP per team game/season

^ = min. 30 IP

## CARDINALS FIRST-ROUND PICKS IN AMATEUR DRAFT

### JUNE DRAFT

Year	Player	Position	Order In Draft
1965	Joe DiFabio	RHP	20
1966	Leron Lee	INF/OF	7
1967	Ted Simmons	C/OF	10
1968	James Hairston	OF	19
1969	Charles Minnott	LHP	20
1970	Jim Browning	RHP/SS	11
1971	Ed Kurpiel	1B/OF	8
1972	Dan Larson	P	21
1973	Joe Edelen	3B	12
1974	Garry Templeton	SS	13
1975	David Johnson	P	16
1976	Leon Durham	1B	15
1977	Terry Kennedy	C	6
1978	Robert Hicks	1B	15
1979	Andy Van Slyke	OF	6
1980	Don Collins	RHP	15
1981	Bobby Meacham	SS	8
1982	Todd Worrell	RHP	21
1983	Jim Lindeman	3B	24
1984	Mike Dunne	RHP	7
1985	Joe Magrane	LHP	18
1986	Luis Alicea	2B	23
1987	Cris Carpenter	RHP	14
1988	John Ericks	RHP	22
	Brad DuVall	RHP	23
1989	Paul Coleman	OF	6
1990	Donovan Osborne	LHP	13
	Aaron Holbert	SS	18
1991	Dmitri Young	3B	4
	Allen Watson	LHP	21
	Brian Barber	RHP	22
1992	Sean Lowe	RHP	15
1993	Alan Benes	RHP	16
1994	Bret Wagner	LHP	19
1995	Matt Morris	RHP	12
1996	Braden Looper	RHP	3
1997	Adam Kennedy	SS	20
1998	J.D. Drew	OF	5
1999	Chance Caple	RHP	30
2000	Shaun Boyd	OF	13
	Blake Williams	RHP	24
2001	Justin Pope	RHP	28
2002	No Selection	---	---
2003	Daric Barton	C	28
2004	Chris Lambert	RHP	19
2005	Colby Rasmus	OF	28
	Tyler Greene	SS	30

### JUNE DRAFT (CONTINUED)

Year	Player	Position	Order In Draft
2006	Adam Ottavino	RHP	30
2007	Peter Kozma	SS	18
2008	Brett Wallace	3B	13
2009	Shelby Miller	RHP	19
2010	Zack Cox	3B	22
2011	Kolten Wong	2B	22
2012	Michael Wacha	RHP	19
	James Ramsey	CF	23
2013	Marco Gonzales	LHP	19
	Rob Kaminsky	LHP	28
2014	Luke Weaver	RHP	27
	Jack Flaherty	RHP	34
2015	Nick Plummer	OF	23
2016	Delvin Perez	SS	23
	Dylan Carlson	OF	33
	Dakota Hudson	RHP	34
2017	No Selection	---	---
2018	Nolan Gorman	3B	19
	Griffin Roberts	RHP	43
2019	Zack Thompson	LHP	19

### JANUARY DRAFT

Year	Player	Position	Order In Draft
1966	Henry Urbanowica	1B	8
1967	Fred Grooms	RHP	9
1968	Mike Masebas	RHP	20
1969	Al Hrabosky	LHP	19
1970	Don Reed	RHP	12
1971	Robert Gerdes	P	22
1972	Randal Rasmussen	SS	6
1973	Larry Storti	2B	11
1974	John Urrea	RHP	14
1975	Terry Gray	P	15
1976	Fulvio Bertolotti	C	16
1977	Curtis Reade	RHP	5
1978	Mike Gentry	RHP	16
1979	Bob Ferris	1B	5
1980	Ken Spears	OF	16
1981	Brad Luther	SS	7
1982	Tom Mauch	OF	22
1983	Jeff Perry	RHP	23
1984	Jeff Blauser	SS	8
1985	Chris Lee	RHP	17
1986	Charles Barrs	SS	24

*Note: The January draft was discontinued in 1987.*

## ST. LOUIS CARDINALS 2019 DRAFT PICKS

Rd.	Player	Pos.	Order #	Rd.	Player	Pos.	Order #	Rd.	Player	Pos.	Order #
1.	Zack Thompson	LHP	19	15.	David Vinsky	OF	455	29.	Scott Politz	RHP	875
2.	Trelyn Fletcher	OF	58	16.	Thomas Hart	RHP	485	30.	Cameron Dulle	RHP	905
3.	Tony Locey	RHP	96	17.	Michael YaSenka	RHP	515	31.	Dylan Pearce	LHP	935
4.	Andre Pallante	RHP	125	18.	Aaron Antonini	C	545	32.	Chandler Redmond	INF	965
5.	Connor Thomas	LHP	155	19.	Zarion Sharpe	LHP	575	33.	Anthony Green	RHP	995
6.	Pedro Pages	C	185	20.	Adrian Mardueno	RHP	605	34.	Ben Baird	INF	1,025
7.	Jack Ralston	RHP	215	21.	Jack Owen	LHP	635	35.	Logan Hofmann	LHP	1,055
8.	Logan Gragg	RHP	245	22.	Zade Richardson	C	665	36.	Kyle Skeels	C	1,085
9.	Todd Lott	OF	275	23.	Brylie Ware	INF	695	37.	Chris Newell	OF	1,115
10.	Jake Sommers	RHP	305	24.	Will Guay	RHP	725	38.	Kurtis Byrne	C	1,145
11.	Connor Lunn	RHP	335	25.	Alex McFarlane	RHP	755	39.	T.J. McKenzie	INF	1,175
12.	Patrick Romeri	OF	365	26.	Jeremy Randolph	RHP	785	40.	Cash Rugely	INF	1,205
13.	Tommy Jew	OF	395	27.	Eric Lex	RHP	815				
14.	Tyler Statler	RHP	425	28.	Tyler Peck	RHP	845				

*Bold = Players signed*



### THE GEORGE KISSELL AWARD

Presented by the Cardinals to the person who exhibits excellence in player development. Beginning in 2008, winners were selected by a poll of Cardinals minor league field staff.



**GEORGE KISSELL**  
1920 - 2008

Year	Winner	Position
2019	Tony Ferreira	Manager, Player Development
2018	Gary LaRocque	Director of Player Development
2017	Stubby Clapp	Memphis Redbirds (AAA) Manager
2016	Steve Turco	Gulf Coast League Cardinals (R) Manager
2015	Randy Niemann	Palm Beach Cardinals (A) Pitching Coach
2014	Derrick May	Minor League Hitting Coordinator
2013	Oliver Marmol	State College Spikes (A) Manager
2012	Bryan Eversgerd	Springfield Cardinals (AA) Pitching Coach
2011	Steve Turco	Gulf Coast League Cardinals (R) Manager
2010	Mike Shildt	Johnson City Cardinals (A) Manager
2009	Chris Maloney	Memphis Redbirds (AAA) Manager
2008	Mark DeJohn	Batavia Muckdogs (A) Manager
2007	Dan Radison	Minor League Hitting Instructor
2006	Chris Maloney	Springfield Cardinals (AA) Manager
2005	Ron "Pop" Warner	Palm Beach Cardinals (A) Manager
2004	Blaise Ilsley	Tennessee (AA) Pitching Coach
2003	Mark DeJohn	Tennessee (AA) Manager
2002	Danny Sheaffer	Peoria Chiefs (A) Manager
2001	Dyar Miller	Memphis Redbirds (AAA) Pitching Coach
2000	Gaylen Pitts	Memphis Redbirds (AAA) Manager
1999	Mark Riggins	Minor League Pitching Coordinator
1998	Joe Pettini	Minor League Field Coordinator
1997	Mark O'Neal	Louisville Redbirds (AAA) Athletic Trainer
1996	Bo Milliken	Minor League Pitching Instructor
1995	George Kissell	Senior Field Coordinator



## ORGANIZATIONAL AWARD WINNERS

### PLAYER OF THE YEAR

YEAR	NAME	TEAM(S)
1995	Mike Gulan, 3B	Louisville/Arkansas
1996	Dmitri Young, INF	Louisville
1997	Brent Butler, INF	Peoria
1998	Pablo Ozuna, INF	Peoria
1999	Adam Kennedy, INF	Memphis
2000	Albert Pujols, 3B	Peoria/Potomac
2001	Covelli Crisp, OF	Potomac
2002	John Gall, 1B	New Haven
2003	John Gall, 1B	Tennessee/Memphis
2004	Reid Gorecki, OF	Palm Beach/Tenn.
2005	Travis Hanson, 3B	Springfield
2006	Colby Rasmus, OF	Quad Cities/Palm Beach
2007	Colby Rasmus, OF	Springfield
2008	Daryl Jones, OF	Palm Beach/Springfield
2009	Allen Craig, OF	Memphis
2010	Matt Carpenter, 3B	Palm Beach/Springfield
2011	Matt Adams, 1B	Springfield
2012	Oscar Tavares, OF	Springfield
2013	Kolten Wong, 2B	Memphis
2014	Magneuris Sierra, OF	GCL Cardinals
2015	Stephen Piscotty, OF	Memphis
2016	Carson Kelly, C	Spfld./Mem./St. Louis
2017	Harrison Bader, OF	Memphis/St. Louis
2018	Tyler O'Neill, OF	Memphis/St. Louis
2019	Dylan Carlson, OF	Memphis/Springfield

### PITCHER OF THE YEAR

YEAR	NAME	TEAM(S)
1995	Mike Busby, RHP	Louisville/Arkansas
1996	Britt Reames, RHP	Peoria
1997	Cliff Politte, RHP	Prince Wm./Arkansas
1998	Rick Ankiel, LHP	Peoria/Prince Wm.
1999	Rick Ankiel, LHP	Arkansas/Memphis
2000	Bud Smith, LHP	Arkansas/Memphis
2001	Jimmy Journell, RHP	Potomac/New Haven
2002	Tyler Johnson, LHP	Peoria
2003	Dan Haren, RHP	Tennessee/Memphis
2004	Anthony Reyes, RHP	Palm Beach/Tenn.
2005	Mark Worrell, RHP	Palm Beach
2006	Blake Hawksworth, RHP	Palm Beach/Springfield
2007	P.J. Walters, RHP	QC/Palm Beach/Spfld.
2008	Jess Todd, RHP	PB/Spfld./Mem.
2009	Lance Lynn, RHP	PB/Spfld./Mem.
2010	Shelby Miller, RHP	Quad Cities
2011	Shelby Miller, RHP	Palm Beach/Springfield
2012	Seth Maness, RHP	Palm Beach/Springfield
2013	Zach Petrick, RHP	Peoria/PB/Spfld.
2014	Marco Gonzales, LHP	PB/Spfld./Mem./St. Louis
2015*	Austin Gomber, LHP	Peoria
	Alex Reyes, RHP	Palm Beach/GCL/Spfld.
2016	Luke Weaver, RHP	Spfld./Mem./St. Louis
2017	Jack Flaherty, RHP	Memphis/St. Louis
2018	Dakota Hudson, RHP	Memphis/St. Louis
2019	Angel Rondon, RHP	Palm Beach/Springfield

\* Co-winners



Cardinals 2019 Minor League Pitcher of the Year, Angel Rondon (left) and Minor League Player of the Year, Dylan Carlson (right).

## 2020 MINOR LEAGUE PLAYERS

**ABREU, Jeffry****RHP****Height** - 6'3 **Bats** - R **Born** - 1/28/2000 at Santo Domingo, Dominican Republic**Weight** - 234 **Throws** - R **Resides** - Santo Domingo, Dominican Republic**HOW OBTAINED** - Acquired from Dodgers with pitcher Tony Cingrani in exchange for Jedd Gyorko, 7/31/2019

YR	CLUB	LG	W-L	ERA	G	GS	CG	SHO	SV	IP	H	R	ER	HR	HB	BB	SO	WP	BK
18	DSL Dodgers	DSL	0-2	4.01	11	6	0	0	0	24.2	30	18	11	0	1	8	18	8	1
19	AZL Dodgers	AZL	2-0	4.66	6	2	0	0	0	19.1	19	12	10	2	0	6	24	1	0
Minor League Totals			2-2	4.30	17	8	0	0	0	44.0	49	30	21	2	1	14	42	9	1

**AKER, Cole D.****RHP****Height** - 6'1 **Bats** - R **Born** - 9/18/1996 at Memphis, TN**Weight** - 196 **Throws** - R **Resides** - Kernersville, NC**SCHOOL** - University of Tampa**HOW OBTAINED** - Cardinals 18th round selection (543rd overall) in the June, 2018 First-Year Player Draft**CAREER NOTES - 2020:** Participated in early workouts and seminars as part of the Cardinals two-week Instructional Camp in January. **2018:** Ranked 2nd Toughest to HR Off among Cardinals minor league pitchers (221 TBF/0 HR).**COLLEGE:** Played two seasons (2016-17) at the University of North Carolina before transferring to Tampa.**MISC:** His father Matt Aker played collegiate baseball at the University of Mississippi and his grandfather Jack Aker played 11 years in Major League Baseball from 1964-74 (Kansas City Athletics, Oakland Athletics, Seattle Pilots, Yankees, Cubs, Braves and Mets).

YR	CLUB	LG	W-L	ERA	G	GS	CG	SHO	SV	IP	H	R	ER	HR	HB	BB	SO	WP	BK
18	GCL Cardinals	GCL	3-0	4.15	6	1	0	0	0	17.1	18	10	8	0	0	8	14	6	1
	Johnson City	Appy	3-2	4.36	7	7	0	0	0	33.0	30	22	16	0	4	16	33	8	2
19	Peoria	Mid	0-3	6.17	20	8	0	0	3	46.2	31	37	32	6	6	46	61	3	1
	Palm Beach	FSL	1-1	2.91	19	0	0	0	1	21.2	15	10	7	1	1	7	18	1	1
Minor League Totals			7-6	4.78	52	16	0	0	4	118.2	94	79	63	7	11	77	126	18	5

**ALMONTE, Marlyn****RHP****Height** - 6'2 **Bats** - R **Born** - 11/09/2002 at Santo Domingo, Dominican Republic**Weight** - 174 **Throws** - R **Resides** - Santo Domingo, Dominican Republic**HOW OBTAINED** - Signed by the Cardinals as an International free agent on 9/3/2019

YR	CLUB	LG	W-L	ERA	G	GS	CG	SHO	SV	IP	H	R	ER	HR	HB	BB	SO	WP	BK
2020 WILL BE HIS FIRST PROFESSIONAL SEASON																			

**ANDUJAR, Luis G.****UTL****Height** - 6'1 **Bats** - R **Born** - 1/19/2000 at Azua, Dominican Republic**Weight** - 175 **Throws** - R **Resides** - Azua, Dominican Republic**HOW OBTAINED** - Signed by the Cardinals as an International free agent on 9/1/2017**CAREER NOTES - 2019:** Ranked among Cardinals minor leaguers in batting (.321, 3rd), on-base percentage (.411, 5th) and OPS (.843, 9th)...collected 5 RBI vs. DSL Brewers (7/22).

YR	CLUB	LG	AVG	G	AB	R	H	2B	3B	HR	RBI	SH	SF	HP	BB	SO	SB	CS	SLG	OBP	E
18	DSL Cardinals	DSL	.248	43	133	19	33	6	1	1	20	0	0	2	12	35	6	0	.331	.320	6
19	DSL Cardinals	DSL	.321	60	215	37	69	15	3	1	47	1	6	4	33	47	12	6	.433	.411	9
Minor League Totals			.293	103	348	56	102	21	4	2	67	1	6	6	45	82	18	6	.394	.378	15

**ANTONINI, Eduardo A. (Aaron)****C****Height** - 6'0 **Bats** - L **Born** - 7/27/1998 at Caracas, Venezuela**Weight** - 197 **Throws** - R **Resides** - Hollywood, FL**SCHOOL** - Middle Tennessee State University**HOW OBTAINED** - Cardinals' 18th round selection (545th overall) in the June, 2019 First-Year Player Draft.**CAREER NOTES - COLLEGE:** Led all Conference USA catchers with 24 caught stealing in 2019.**NOTES:** His cousin, Leo Hernandez, played 85 Major League games with the Orioles (1982-85) and Yankees (1986) primarily as a third baseman.

YR	CLUB	LG	AVG	G	AB	R	H	2B	3B	HR	RBI	SH	SF	HP	BB	SO	SB	CS	SLG	OBP	E
19	Johnson City	Appy	.219	25	73	18	16	4	1	5	14	1	0	2	18	8	2	0	.507	.387	5
Minor League Totals			.219	25	73	18	16	4	1	5	14	1	0	2	18	8	2	0	.507	.387	5

## ARCIA, Carlos

INF

Height - 5'7 Bats - S Born - 5/4/2002 at Chivacoa, Venezuela

Weight - 150 Throws - R Resides - Chivacoa, Venezuela

HOW OBTAINED - Signed by the Cardinals as an International free agent on 4/17/2019

YR	CLUB	LG	AVG	G	AB	R	H	2B	3B	HR	RBI	SH	SF	HP	BB	SO	SB	CS	SLG	OBP	E
19	DSL Cardinals	DSL	.226	36	115	26	26	2	0	1	13	1	1	3	25	35	7	2	.270	.375	7
Minor League Totals			.226	36	115	26	26	2	0	1	13	1	1	3	25	35	7	2	.270	.375	7

## ARIAS, Benjamin

RHP

Height - 6'5 Bats - R Born - 11/05/2001 at San Cristobal, Dominican Republic

Weight - 213 Throws - R Resides - San Cristobal, Dominican Republic

HOW OBTAINED - Signed by the Cardinals as an International free agent, 1/26/2019

YR	CLUB	LG	W-L	ERA	G	GS	CG	SHO	SV	IP	H	R	ER	HR	HB	BB	SO	WP	BK
19	DSL Cardinals	DSL	1-2	8.39	18	0	0	0	0	24.2	38	30	23	1	5	19	22	13	0
Minor League Totals			1-2	8.39	18	0	0	0	0	24.2	38	30	23	1	5	19	22	13	0

## ASCANIO, Rayder A.

INF

Height - 6'1 Bats - S Born - 3/17/1996 at Mariara, Carabobo, Venezuela

Weight - 202 Throws - R Resides - Mariara, Carabobo, Venezuela

HOW OBTAINED - Acquired by the Cardinals from the Mariners in exchange for RHP Mike Leake, cash considerations, and international cap space, 8/30/2017

**CAREER NOTES - 2018:** Batted .172 (5-29) in eight Midwest League playoff games with two doubles. **2016:** Recorded 32 multi-hit games, including nine season-high 3-hit games with Clinton (A)...batted .290 (9-31) with two doubles, a triple and six RBI in the Midwest League playoffs. **2015:** Spent majority of season with Bakersfield, but also appeared in six games with Clinton (5/21-6/1)...played with Tigres de Aragua in the Venezuelan Winter League following the season. **2014:** ranked T2nd Arizona League in games played (51)...appeared in 4 games with the Tigres de Aragua in the Venezuelan Winter League.

YR	CLUB	LG	AVG	G	AB	R	H	2B	3B	HR	RBI	SH	SF	HP	BB	SO	SB	CS	SLG	OBP	E
13	VSL Mariners	VSL	.266	50	143	28	38	9	3	3	18	1	1	3	23	33	3	3	.434	.376	12
14	VSL Mariners	VSL	.133	5	15	1	2	0	0	0	0	0	0	0	1	3	0	0	.133	.321	0
	AZL Mariners	AZL	.248	51	145	28	36	9	0	0	15	1	3	2	25	46	5	3	.310	.360	13
15	Bakersfield	Cal	.229	77	297	28	68	12	1	1	30	1	4	1	19	70	6	2	.286	.560	17
	Clinton	Mid	.292	6	24	6	7	1	0	0	2	1	0	0	6	3	0	1	.333	.433	2
16	Clinton	Mid	.257	125	456	61	117	15	3	2	49	12	6	2	54	101	10	14	.316	.334	23
17	Clinton	Mid	.220	42	150	23	33	9	0	5	20	4	2	0	17	44	9	4	.380	.296	10
	Tacoma	PCL	.000	3	9	0	0	0	0	0	0	0	0	0	1	0	0	0	.000	.000	1
	Modesto	Cal	.223	66	233	25	52	16	1	4	24	5	2	2	26	40	3	4	.352	.304	8
	Palm Beach	FSL	.091	3	11	2	1	0	0	0	1	0	0	0	2	4	0	0	.091	.231	0
18	Peoria	Mid	.246	66	236	27	58	6	0	4	18	0	1	3	19	36	3	5	.322	.309	11
19	Springfield	Tex	.270	76	267	35	72	17	0	6	40	0	1	5	19	54	3	2	.401	.329	4
	Palm Beach	FSL	.259	31	85	11	22	4	0	0	9	1	4	0	12	21	0	0	.306	.347	4
Minor League Totals			.244	601	2071	275	506	98	8	25	226	29	21	18	223	456	42	38	.336	.320	97

## AVELINO, Rodard

RHP

Height - 6'1 Bats - R Born - 6/3/1999 at Villa Altigracia, Dominican Republic

Weight - 217 Throws - R Resides - Villa Altigracia, Dominican Republic

HOW OBTAINED - Signed by the Cardinals as an International free agent on 7/2/2016.

**CAREER NOTES - 2019:** Participated in early workouts and seminars as part of the Cardinals Spring Training Early Program (S.T.E.P.)

YR	CLUB	LG	W-L	ERA	G	GS	CG	SHO	SV	IP	H	R	ER	HR	HB	BB	SO	WP	BK
17	DSL Cardinals	DSL	1-1	10.47	14	0	0	0	1	16.1	22	21	19	1	3	18	15	8	2
18	DSL Cardinals	DSL	0-1	11.74	17	0	0	0	0	15.1	12	21	20	0	4	34	23	13	0
	GCL Cardinals	GCL	1-0	5.87	8	0	0	0	0	7.2	6	9	5	0	3	12	7	2	0
19	Peoria	Mid	0-3	22.09	9	0	0	0	0	7.1	7	22	18	0	2	25	8	4	0
	State College	NYP	0-0	8.31	5	0	0	0	0	4.1	3	5	4	0	2	10	7	1	0
Minor League Totals			2-5	11.65	53	0	0	0	1	51.0	50	78	66	1	13	99	60	28	2

**BAIRD, Benjamin (Ben)****INF****Height** - 6'3      **Bats** - R      **Born** - 1/7/1998 at Agoura Hills, CA**Weight** - 190      **Throws** - R      **Resides** - Agoura Hills, CA**SCHOOL** - University of Washington**HOW OBTAINED** - Cardinals' 34th round selection (1,025th overall) in the June, 2019 First-Year Player Draft**CAREER NOTES** - **MISC:** Was previously drafted by the Cleveland Indians in the 20th round (602nd overall) of the 2016 MLB Draft, but did not sign...his father Dave played as a wide receiver at Lafayette College and signed professionally with the Philadelphia Eagles.

YR	CLUB	LG	AVG	G	AB	R	H	2B	3B	HR	RBI	SH	SF	HP	BB	SO	SB	CS	SLG	OBP	E
19	Johnson City	Appy	.091	16	44	6	4	0	0	0	1	1	0	1	4	22	1	0	.091	.184	3
Minor League Totals			.091	16	44	6	4	0	0	0	1	1	0	1	4	22	1	0	.091	.184	3

**BAIRD, Michael B.****RHP****Height** - 6'5      **Bats** - R      **Born** - 7/9/1995 at Glendale, AZ**Weight** - 208      **Throws** - R      **Resides** - Parker, CO**SCHOOL** - Southern Illinois University-Carbondale**HOW OBTAINED** - Cardinals 23rd round selection (693rd overall) in the June, 2018 First-Year Player Draft**CAREER NOTES** - **2019:** Ranked 5th among Cardinals minor league pitchers with a 1.05 WHIP. **2018:** New York-Penn League Player of the Week (7/23-29)...threw 5.0 innings of no-hit ball on 64 pitches with one walk in a no decision at Connecticut (7/25)...ranked 2nd among Cardinals minor league players in strikeout to walk ratio (8.8) and WHIP (0.74).**COLLEGE:** Named Missouri Valley Conference 1st Team in 2016 and 2018...started the 2017 season throwing 28 consecutive innings without allowing an earned run in 2017, T-1st in NCAA Division 1...led the MVC and ranked 12th in the NCAA with a 1.76 ERA in 2016...finished his career ranked in the Top 10 in SIU history in games started (2nd), innings pitched (2nd) and strikeouts (6th)...graduated in four years.**MISC:** His grandfather, Jim Smith, played college basketball at Kansas State.

YR	CLUB	LG	W-L	ERA	G	GS	CG	SHO	SV	IP	H	R	ER	HR	HB	BB	SO	WP	BK
18	State College	NYP	2-2	1.61	12	4	0	0	1	44.2	9	8	4	5	2	5	44	2	0
19	State College	NYP	2-0	0.00	3	1	0	0	0	10.1	4	1	0	0	0	3	13	1	0
	Palm Beach	FSL	1-3	2.42	9	4	0	0	0	26.0	17	10	7	1	1	8	29	1	0
	Peoria	Mid	0-1	1.54	4	3	0	0	0	11.2	11	2	2	0	0	3	14	1	0
	Springfield	Tex	0-0	21.60	1	0	0	0	0	1.2	5	4	4	1	0	1	0	0	0
Minor League Totals			5-6	2.00	29	12	0	0	1	94.1	65	26	21	6	3	20	100	5	0

**BELTRE, Alexander****LHP****Height** - 6'1      **Bats** - L      **Born** - 11/05/2002 at Sur, Dominican Republic**Weight** - 160      **Throws** - L      **Resides** - Sur, Dominican Republic**HOW OBTAINED** - Signed by the Cardinals as an International free agent on 7/2/2019

YR	CLUB	LG	W-L	ERA	G	GS	CG	SHO	SV	IP	H	R	ER	HR	HB	BB	SO	WP	BK
2020 WILL BE HIS FIRST PROFESSIONAL SEASON																			

**BENES, Shane****INF****Height** - 6'2      **Bats** - R      **Born** - 2/16/1996 at San Diego, CA**Weight** - 195      **Throws** - R      **Resides** - San Diego, CA**SCHOOL** - Saint Louis University**HOW OBTAINED** - Signed by the Cardinals as a non-drafted free agent, 6/24/2019**NOTES** - Is the son of former Cardinals pitcher Andy Benes and the nephew of former Cardinals pitcher Alan Benes.

YR	CLUB	LG	AVG	G	AB	R	H	2B	3B	HR	RBI	SH	SF	HP	BB	SO	SB	CS	SLG	OBP	E
19	State College	NYP	.126	27	95	7	12	6	0	1	3	0	0	1	3	43	0	0	.221	.162	4
Minor League Totals			.126	27	95	7	12	6	0	1	3	0	0	1	3	43	0	0	.221	.162	4



## BLACK, Grant B.

RHP

Height - 6'5 Bats - R Born - 7/21/1994 at Newport, AR

Weight - 230 Throws - R Resides - Newport, AR

SCHOOL - University of Arkansas at Monticello

HOW OBTAINED - Signed as a minor league free agent, 2/1/2020.

CAREER NOTES - 2019: Ranked 8th in the Frontier League with nine saves.

YR	CLUB	LG	W-L	ERA	G	GS	CG	SHO	SV	IP	H	R	ER	HR	HB	BB	SO	WP	BK
18	Gateway	Front	1-4	4.38	35	0	0	0	7	49.1	49	30	24	7	2	21	63	5	0
19	Gateway	Front	1-6	2.41	51	0	0	0	9	52.1	36	21	14	3	1	16	65	4	0
	New Britain	Atlantic	1-1	4.63	12	0	0	0	1	11.2	16	7	6	1	1	4	13	0	0
Independent League Totals			3-11	3.49	98	0	0	0	17	113.1	101	58	44	11	4	41	141	9	0

## BLANCO, Fabian E.

LHP

Height - 6'0 Bats - L Born - 12/22/1997 at Pueblo Nuevo, Venezuela

Weight - 205 Throws - L Resides - Punto Fijo, Venezuela

HOW OBTAINED - Signed by the Cardinals as an International free agent, 8/6/2014

CAREER NOTES - 2018: Ranked 4th in the Midwest League with 44 appearances...ranked T-6th among Cardinals minor league pitchers in saves (8) and appearances (44). 2017: Ranked T3rd in the Appalachian League with 20 appearances and four Holds...ranked 4th among Appy League relief pitchers with 11.12 strikeouts/9 IP. 2016: Led the Dominican Summer League in lowest opponent BA (.112) for relief pitchers and strikeouts/9 IP (13.81)...ranked 8th among Cardinals minor league pitchers with eight saves. 2015: Tied for the DSL Cardinals lead with two saves...made 11 relief appearances of 2.0 innings or more.

PRONUNCIATION: fay-bee-ahn

YR	CLUB	LG	W-L	ERA	G	GS	CG	SHO	SV	IP	H	R	ER	HR	HB	BB	SO	WP	BK
15	DSL Cardinals	DSL	2-2	5.55	22	0	0	0	2	35.2	39	23	22	1	10	21	33	7	1
16	DSL Cardinals	DSL	4-2	2.15	21	0	0	0	8	29.1	11	8	7	1	1	17	45	9	2
17	Johnson City	Appy	0-2	2.91	20	0	0	0	5	34.0	38	18	11	3	1	12	42	1	1
18	Peoria	Mid	2-1	4.33	44	0	0	0	8	54.0	50	29	26	1	4	26	54	5	2
19	State College	NYP	3-1	2.48	22	0	0	0	3	32.2	27	10	9	1	1	10	40	1	0
	Peoria	Mid	2-1	7.65	17	0	0	0	0	20.0	23	17	17	1	3	19	22	8	1
Minor League Totals			13-9	4.03	146	0	0	0	26	205.2	188	105	92	8	20	105	236	31	7

## BOLIVAR, Javier E

SS

Height - 6'2 Bats - R Born - 12/19/2002 at Anzoategui, Venezuela

Weight - 176 Throws - R Resides - Anzoategui, Venezuela

HOW OBTAINED - Signed by the Cardinals as an International free agent on 7/2/2019

YR	CLUB	LG	AVG	G	AB	R	H	2B	3B	HR	RBI	SH	SF	HP	BB	SO	SB	CS	SLG	OBP	E
2020 WILL BE HIS FIRST PROFESSIONAL SEASON																					

## BOSIOKOVIC, Jacob

RHP

Height - 6'5 Bats - R Born - 12/21/1993 at Delaware, OH

Weight - 240 Throws - R Resides - Delaware, OH

HOW OBTAINED - Acquired via minor league Rule 5 from the Colorado Rockies on 12/12/2019

CAREER NOTES - 2020: Participated in early workouts and seminars as part of the Cardinals two-week Instructional Camp in January. 2019: Converted from a first baseman to pitcher. 2017: Ranked T8th in the South Atlantic League in home runs (15). 2016: Northwest League Mid-Season and Post-Season All-Star...Northwest League Player of the Week (6/27-7/3).

YR	CLUB	LG	AVG	G	AB	R	H	2B	3B	HR	RBI	SH	SF	HP	BB	SO	SB	CS	SLG	OBP	E
16	Boise	NORW	.274	68	248	36	68	20	2	4	27	1	1	6	37	98	17	3	.419	.380	13
17	Asheville	SAL	.246	95	341	48	84	24	3	15	54	1	3	15	12	145	16	8	.466	.299	11
18	Lancaster	CAL	.159	42	151	12	24	1	0	4	17	1	1	6	12	66	6	3	.245	.245	2
19	Asheville	SAL	.500	34	2	2	1	0	0	0	0	0	0	0	0	1	0	0	.500	.500	0
Minor League Totals			.239	239	742	98	177	45	5	23	98	3	5	27	61	310	39	14	.406	.317	26

YR	CLUB	LG	W-L	ERA	G	GS	CG	SHO	SV	IP	H	R	ER	HR	HB	BB	SO	WP	BK
19	Asheville	SAL	2-1	4.54	33	0	0	0	1	41.2	38	24	21	3	2	16	42	5	0
Minor League Totals			2-1	4.54	33	0	0	0	1	41.2	38	24	21	3	2	16	42	5	0

**BRAZOBAN, Fernando****OF****Height** - 6'0 **Bats** - R **Born** - 4/11/2002 at Cotui, Dominican Republic**Weight** - 178 **Throws** - R **Resides** - Cotui, Dominican Republic**HOW OBTAINED** - Signed by the Cardinals as an International free agent on 1/9/2019

YR	CLUB	LG	AVG	G	AB	R	H	2B	3B	HR	RBI	SH	SF	HP	BB	SO	SB	CS	SLG	OBP	E
19	DSL Cardinals	DSL	.217	55	180	30	39	7	4	3	37	2	3	9	31	46	8	0	.350	.354	5
Minor League Totals			.217	55	180	30	39	7	4	3	37	2	3	9	31	46	8	0	.350	.354	5

**BRETO, Liarvis****LHP****Height** - 5'11 **Bats** - L **Born** - 04/10/1993 at Valencia, Venezuela**Weight** - 175 **Throws** - L **Resides** - Valencia, Venezuela**HOW OBTAINED** - Signed by the Cardinals as a minor league free agent on 1/9/2020

YR	CLUB	LG	W-L	ERA	G	GS	CG	SHO	SV	IP	H	R	ER	HR	HB	BB	SO	WP	BK
12	VSL Seattle	VSL	2-2	2.03	16	0	0	0	5	26.2	17	6	6	0	1	13	30	5	1
13	VSL Seattle	VSL	5-3	3.57	13	11	0	0	0	58.0	48	28	23	3	2	26	50	16	3
14	VSL Seattle	VSL	2-2	3.50	14	0	0	0	1	36.0	36	20	14	1	3	15	35	15	1
15	DSL Seattle	DSL	5-1	3.21	19	0	0	0	1	56.0	58	26	20	2	3	7	57	11	0
18	Erie	Eas	2-3	3.82	9	5	0	0	0	30.2	34	15	13	2	2	6	31	1	0
	FSL Lakeland	FSL	3-2	2.61	10	3	0	0	0	31.0	24	11	9	1	2	12	42	2	0
19	Erie	Eas	1-0	3.38	7	0	0	0	0	10.2	8	4	4	1	3	10	10	3	0
	West Michigan	Mid	0-0	7.50	4	0	0	0	0	6.0	10	6	5	1	0	5	7	2	0
	GCL Lakeland	GCL	1-1	2.33	9	0	0	0	2	19.1	17	5	5	0	1	8	24	1	0
	GCL Tigers West	GSL	0-0	0.00	10	0	0	0	4	8.2	8	0	0	0	0	1	0	1	0
Minor League Totals			21-14	3.15	111	19	0	0	13	283.0	260	121	99	11	17	103	297	57	5

**BRETTEL, Mike****RHP****Height** - 6'3 **Bats** - R **Born** - 7/13/1997 at Fonthill, Ontario, Canada**Weight** - 218 **Throws** - R **Resides** - Fonthill, Ontario, Canada**SCHOOL** - Central Michigan University**HOW OBTAINED** - Cardinals' 15th round selection (493rd overall) in the June 2018 First-Year Player Draft

YR	CLUB	LG	W-L	ERA	G	GS	CG	SHO	SV	IP	H	R	ER	HR	HB	BB	SO	WP	BK
18	Johnson City	Appy	1-3	8.78	17	4	0	0	1	27.2	44	28	27	4	4	9	29	7	0
19	Peoria	Mid	5-10	5.76	26	21	0	0	1	120.1	151	89	77	13	3	47	79	9	0
Minor League Totals			6-13	6.32	43	25	0	0	1	148.0	195	117	104	17	7	56	108	16	0

**BRINK, Jordan****RHP****Height** - 6'0 **Bats** - L **Born** - 3/18/1993 at Fresno, CA**Weight** - 200 **Throws** - R **Resides** - Fresno, CA**SCHOOL** - California State University Fresno**HOW OBTAINED** - Acquired via minor league Rule 5 from the Milwaukee Brewers on 12/12/2019**CAREER NOTES - 2020:** Participated in early workouts and seminars as part of the Cardinals two-week Instructional Camp in January.

YR	CLUB	LG	W-L	ERA	G	GS	CG	SHO	SV	IP	H	R	ER	HR	HB	BB	SO	WP	BK
14	AZL Cubs	AZL	0-1	13.50	3	2	0	0	0	2.2	5	4	4	1	0	2	3	1	0
15	AZL Cubs	AZL	0-0	0.00	2	0	0	0	0	2.0	3	0	0	0	0	0	1	0	0
	Eugene	NWL	1-0	1.93	2	0	0	0	0	4.2	5	3	1	0	0	1	8	1	0
16	AZL Cubs	AZL	2-1	3.18	10	3	0	0	1	17.0	12	10	6	2	3	12	21	5	0
	Eugene	NWL	0-0	5.40	2	0	0	0	0	3.1	2	2	2	0	0	1	4	1	0
19	AZL Brewers	AZL	0-0	0.00	3	1	0	0	0	5.1	1	0	0	0	0	1	9	0	0
Minor League Totals			3-2	3.34	22	6	0	0	1	35.0	28	19	13	3	3	17	46	8	0

**BURNS, Jake****C****Height** - 5'11 **Bats** - L **Born** - 02/13/2002 at Sylvania Waters, Australia**Weight** - 200 **Throws** - R **Resides** - Sylvania Waters, Australia**HOW OBTAINED** - Signed by the Cardinals as an International free agent on 9/25/2019

YR	CLUB	LG	AVG	G	AB	R	H	2B	3B	HR	RBI	SH	SF	HP	BB	SO	SB	CS	SLG	OBP	E
----	------	----	-----	---	----	---	---	----	----	----	-----	----	----	----	----	----	----	----	-----	-----	---

2020 WILL BE HIS FIRST PROFESSIONAL SEASON

## CALDERON, Augusto

RHP

**Height** - 6'0 **Bats** - R **Born** - 10/6/2000 at San Pedro de Macoris, Dominican Republic

**Weight** - 208 **Throws** - R **Resides** - San Pedro de Macoris, Dominican Republic

**HOW OBTAINED** - Signed by the Cardinals as an International free agent, 4/25/2018

YR	CLUB	LG	W-L	ERA	G	GS	CG	SHO	SV	IP	H	R	ER	HR	HB	BB	SO	WP	BK
18	DSL Cardinals	DSL	1-0	10.66	11	0	0	0	0	12.2	14	20	15	2	9	14	5	6	0
19	DSL Cardinals	DSL	4-4	5.54	18	0	0	0	1	26.0	24	21	16	1	6	19	34	12	1
Minor League Totals			5-4	7.22	29	0	0	0	1	38.2	38	41	31	3	15	33	39	18	1

## CAPEL, Conner

OF

**Height** - 6'0 **Bats** - L **Born** - 5/19/1997 at Katy, TX

**Weight** - 191 **Throws** - L **Resides** - Katy, TX

**SCHOOL** - Seven Lakes (TX) High School

**HOW OBTAINED** - Acquired from Indians with outfielder Jhon Torres in exchange for Oscar Mercado, 7/31/2018.

**CAREER NOTES** - **2019**: Participated in early workouts and seminars as part of the Cardinals Spring Training Early Program (S.T.E.P.) **2018**: Named a Carolina League All-Star starting for the North Squad and was 2-for-4 with an RBI as the starting left fielder. **2017**: Named Midwest League Player of the Week twice (5/30-6/4 & 8/7-13)...ranked among the Midwest League leaders in home runs (22, 3rd), slugging (.478, 5th), extra base hits (51, T-4th) and home runs/at-bat (19.95 HR/AB)...had 11 outfield assists, T-6th among Midwest League outfielders...tallied two multi-HR games (5/17 at Great Lakes & 8/6 vs. West Michigan)...had a season-high 5 RBI vs. Lansing (6/1).

**MISC**: Originally selected by the Cleveland Indians in the 5th Round (152nd overall) of the June, 2016 First-Year player draft.

YR	CLUB	LG	AVG	G	AB	R	H	2B	3B	HR	RBI	SH	SF	HP	BB	SO	SB	CS	SLG	OBP	E
16	Arizona Indians	Ari	.210	35	138	22	29	5	3	0	13	1	2	1	11	20	10	3	.290	.270	4
17	Lake County	Midw	.246	119	439	73	108	22	7	22	61	2	4	4	43	108	15	10	.478	.316	3
18	Lynchburg	Caro	.261	89	322	47	84	17	3	6	44	3	7	2	49	72	15	10	.388	.355	1
	Palm Beach	FSL	.248	29	117	11	29	6	1	1	19	1	0	1	7	30	0	1	.342	.296	0
19	Springfield	Tex	.232	98	341	39	79	12	1	9	40	0	2	2	23	84	9	4	.352	.283	3
	Memphis	PCL	.433	8	30	5	13	5	0	2	7	0	0	0	1	6	1	0	.800	.452	0
Minor League Totals			.247	378	1387	197	342	67	15	40	184	7	15	10	134	320	50	28	.403	.314	11

## CARBONARA, Santiago

OF

**Height** - 6'0 **Bats** - R **Born** - 9/23/2002 at Barquisimeto, Venezuela

**Weight** - 191 **Throws** - R **Resides** - Barquisimeto, Venezuela

**HOW OBTAINED** - Signed by the Cardinals as an International free agent on 7/2/2019.

YR	CLUB	LG	AVG	G	AB	R	H	2B	3B	HR	RBI	SH	SF	HP	BB	SO	SB	CS	SLG	OBP	E
2020 WILL BE HIS FIRST PROFESSIONAL SEASON																					

## CASTILLO, Moises

SS

**Height** - 6'1 **Bats** - R **Born** - 7/14/1999 at La Romana, DR

**Weight** - 205 **Throws** - R **Resides** - La Romana, DR

**HOW OBTAINED** - Signed by the Cardinals as an International free agent on 7/14/2015.

**2016**: Reached base safely in 22 consecutive games from 6/22-7/21 posting a .352 on-base percentage during the streak... had a 13-game hitting streak (7/26-8/11) batting .451 (23-51) during the stretch and raising batting average from .172 to .254.

YR	CLUB	LG	AVG	G	AB	R	H	2B	3B	HR	RBI	SH	SF	HP	BB	SO	SB	CS	SLG	OBP	E
16	DSL Cardinals	DSL	.244	62	209	41	51	11	2	0	23	6	2	5	35	47	4	2	.316	.363	19
17	GCL Cardinals	GCL	.248	37	109	19	27	6	1	1	11	2	0	4	10	27	2	0	.349	.333	6
18	Peoria	Mid	.253	49	170	25	43	5	0	4	13	1	2	2	18	38	3	1	.353	.328	10
19	Palm Beach	FSL	.250	2	4	1	1	0	0	1	2	0	0	0	0	0	2	0	1.000	.250	0
	State College	NYP	.249	56	221	35	55	9	0	1	16	3	1	5	23	44	8	2	.303	.332	14
Minor League Totals			.248	206	713	121	177	31	3	7	65	12	5	16	86	158	17	5	.330	.340	49

**CEDENO, Leandro A.****1B****Height** - 6'3 **Bats** - R **Born** - 8/22/1998 at Guatire, Venezuela**Weight** - 265 **Throws** - R **Resides** - Guatire, Venezuela**HOW OBTAINED** - Signed by the Cardinals as an International free agent on 8/9/2014.

**CAREER NOTES - CAREER:** Converted to first base during the 2017 season...threw out 27.1% (13 CS-48 SB ATT) of attempted base stealers as a catcher. **2019:** Ranked T7th among Cardinals minor leaguers with 24 doubles...hit a grand slam vs. Bowling Green (5/5). **2018:** Represented Venezuela in the U-21 Baseball World Cup, named All-World Team as Designated Hitter after hitting .306 with 2 HR and 10 RBIs in 9 games...Baseball America Rookie All-Star...MiLB.com Appalachian League Player of the Month (August)...ran off a 13-game hitting streak (8/17-27), the T-5th longest streak in the Appalachian League and longest of the season for Johnson City...led the Appy League in hit by pitch (11) and ranked among the league leaders in home runs (14, 2nd), batting (.336, 6th), RBI (47, 5th), hits (75, 2nd), slugging (.592, 2nd), extra base hits (28, T-2nd), runs (47, 4th), total bases (132, 2nd)...ranked among Cardinals minor league leaders in batting (.336, 4th), home runs (14, T-10th), slugging (.592, 2nd), on-base pct. (.419, 4th) and OPS (1.011, 2nd). **2016:** Threw out 19.0% (4 CS-21 SB ATT) of attempted base stealers. **2015:** Recorded first multi-home run game vs. DSL Mariners (8/12) with two solo shots...threw out 33.3% (9 CS-27 SB ATT) of attempted base stealers.

YR	CLUB	LG	AVG	G	AB	R	H	2B	3B	HR	RBI	SH	SF	HP	BB	SO	SB	CS	SLG	OBP	E
15	DSL Cardinals	DSL	.228	27	92	13	21	4	1	2	10	0	1	1	9	15	0	0	.359	.301	4
16	DSL Cardinals	DSL	.290	47	193	32	56	15	4	4	30	0	2	1	12	42	0	0	.472	.332	8
17	GCL Cardinals	GCL	.351	9	37	8	13	4	0	4	12	0	1	0	1	7	0	0	.784	.359	4
18	Johnson City	Appy	.336	59	223	47	75	13	1	14	47	0	2	*11	22	69	2	1	.592	.419	6
19	Peoria	Mid	.270	100	366	35	99	24	2	6	44	0	6	6	18	101	4	1	.396	.311	8
Minor League Totals			.290	242	911	135	264	60	8	30	143	0	12	19	62	234	6	2	.472	.344	30

**CERVANTES, Alejandro****RHP****Height** - 6'2 **Bats** - R **Born** - 05/15/2001 at Tijuana, Mexico**Weight** - 191 **Throws** - R **Resides** - Tijuana, Mexico**HOW OBTAINED** - Signed by the Cardinals as an International free agent on 7/2/2019.

YR	CLUB	LG	W-L	ERA	G	GS	CG	SHO	SV	IP	H	R	ER	HR	HB	BB	SO	WP	BK
2020 WILL BE HIS FIRST PROFESSIONAL SEASON																			

**CHINEA, Christopher M. (Chris)****C/1B****Height** - 5'11 **Bats** - R **Born** - 5/3/1994 at Miami, FL**Weight** - 237 **Throws** - R **Resides** - Palmetto Bay, FL**SCHOOL** - Louisiana State University**HOW OBTAINED** - Cardinals 17th round selection (521st Overall) in the June, 2015 First-Year Player Draft.

**CAREER NOTES - CAREER:** Has thrown out 25.9% (15 CS/58 SB ATT) of attempted base stealers. **2018:** Named Texas League Player of the Week (6/25-7/1)...threw out 11.8% (2 CS/17 SB ATT) of attempted base stealers...was involved in a triple play at Midland (7/1) catching the final out...ranked T-10th among Cardinals minor leaguers with 14 home runs.

**2017:** Ranked among Cardinals minor league leaders in hits (121, 8th) and doubles (24, 7th)...was 4-for-9 with an RBI in the Florida State League playoffs. **2016:** Ranked 7th in the Midwest League in batting average (.312)...ranked in the Top 10 among Cardinals minor leaguers in batting (.312, 8th), hits (119, 7th), doubles (24, 5th) and RBI (63, 6th)...posted 17 multi-RBI games...hit safely in 13 straight road games (4/28-5/30), batting .320 (16-50) during the streak, T4th-longest in the Midwest League. **2015:** Threw out 35.0% (7 CS/20 SB ATT) of attempted base stealers...ranked among Cardinals minor league leaders in batting (.309, 9th), slugging (.497, 6th) and on-base + slugging (.848, 8th)...homered in his second professional at bat (6/25) vs. Kingsport.

**COLLEGE:** 2014 Cape Cod League All-Star.**PREP:** Louisville Slugger and *Baseball America* High School All-American at Gulliver Prep in Miami (FL).

YR	CLUB	LG	AVG	G	AB	R	H	2B	3B	HR	RBI	SH	SF	HP	BB	SO	SB	CS	SLG	OBP	E
15	Johnson City	Appy	.314	44	160	19	50	11	1	6	27	0	2	0	12	26	0	0	.506	.356	1
	State College	NYP	.200	2	5	0	1	0	0	0	0	0	0	0	2	0	0	0	.200	.200	0
16	Peoria	Mid	.312	99	381	40	119	24	0	6	63	0	4	2	22	64	1	1	.423	.350	10
17	Palm Beach	FSL	.260	123	466	48	121	24	0	6	48	3	3	5	34	93	0	1	.350	.315	5
18	Springfield	Tex	.231	89	299	39	69	12	0	14	39	0	1	1	15	72	0	0	.411	.269	0
19	Springfield	Tex	.280	83	286	28	80	14	1	10	32	0	1	3	16	83	0	0	.441	.324	2
	Memphis	PCL	.250	6	8	1	2	1	0	0	0	0	0	0	0	0	0	0	.375	.250	0
Minor League Totals			.275	446	1605	175	442	86	2	42	209	3	11	11	99	340	1	2	.410	.320	18

## CORDERO, Diego

LHP

**Height** - 6'3 **Bats** - L **Born** - 9/8/1997 at Santo Domingo Centro, Dominican Republic

**Weight** - 175 **Throws** - L **Resides** - Santo Domingo Centro, Dominican Republic

**HOW OBTAINED** - Signed by the Cardinals as an International free agent, 7/8/2014

**CAREER NOTES - 2019:** Named a Midwest League Mid-Season All-Star...ranked among Cardinals minor league pitchers in games started (23, 10th), ERA (3.43, 7th) and innings pitched (128.2, 9th)...threw 27.0 consecutive innings without allowing an earned run (4/13-5/3)...was one of nine members of the first graduating class from High School in the St. Louis Cardinals Academy in Dominican Republic. **2018:** Had the lowest walk/9 IP (1.61) in the New York-Penn League and also led the league in balks (6). **2017:** Ranked among Cardinals minor league pitchers in ERA (3.09, 10th) and Toughest to HR Off (259 AB/HR, 5th).

YR	CLUB	LG	W-L	ERA	G	GS	CG	SHO	SV	IP	H	R	ER	HR	HB	BB	SO	WP	BK
15	DSL Cardinals	DSL	0-0	3.52	12	0	0	0	0	15.1	15	9	6	1	1	3	10	3	0
16	DSL Cardinals	DSL	1-0	3.57	10	7	0	0	1	35.1	31	20	14	1	5	13	36	3	1
17	DSL Cardinals	DSL	4-4	3.09	13	11	0	0	0	67.0	70	31	23	1	3	13	49	2	0
18	GCL Cardinals	GCL	2-0	2.25	2	2	0	0	0	12.0	8	3	3	1	1	4	9	0	0
	Palm Beach	FSL	0-1	1.46	2	2	0	0	0	12.1	7	3	2	1	1	3	3	1	0
	State College	NYP	2-5	4.70	10	10	0	0	0	61.1	73	39	37	5	4	19	45	0	*6
19	Peoria	Mid	2-6	3.45	12	12	0	0	0	70.1	72	32	27	4	1	22	49	3	3
	Palm Beach	FSL	2-6	3.39	11	11	0	0	0	58.1	76	33	22	4	1	16	34	1	0
Minor League Totals			13-22	3.50	72	55	0	0	1	332.0	352	164	129	16	15	86	223	13	10

## CORDERO, Hemerson

LHP

**Height** - 6'0 **Bats** - L **Born** - 5/10/2002 at Barquisimeto, Venezuela

**Weight** - 161 **Throws** - L **Resides** - Barquisimeto, Venezuela

**HOW OBTAINED** - Signed by the Cardinals as an International free agent on 5/9/2019

YR	CLUB	LG	W-L	ERA	G	GS	CG	SHO	SV	IP	H	R	ER	HR	HB	BB	SO	WP	BK
19	DSL Cardinals	DSL	2-1	5.12	18	0	0	0	0	31.2	34	22	18	5	2	20	26	3	0
Minor League Totals			2-1	5.12	18	0	0	0	0	31.2	34	22	18	5	2	20	26	3	0

## CORDOBA, Jose

OF

**Height** - 5'11 **Bats** - R **Born** - 01/03/2003 at Puerto La Cruz, Venezuela

**Weight** - 170 **Throws** - R **Resides** - Puerto La Cruz, Venezuela

**HOW OBTAINED** - Signed by the Cardinals as an International free agent on 7/2/2019

YR	CLUB	LG	AVG	G	AB	R	H	2B	3B	HR	RBI	SH	SF	HP	BB	SO	SB	CS	SLG	OBP	E
2020 WILL BE HIS FIRST PROFESSIONAL SEASON																					

## CORDOVA, Martin

RHP

**Height** - 6'0 **Bats** - R **Born** - 6/28/1999 at Hermosillo, Sonora, Mexico

**Weight** - 175 **Throws** - R **Resides** - Hermosillo, Mexico

**HOW OBTAINED** - Signed by the Cardinals as an International free agent on 4/26/2018

**CAREER NOTES - 2018:** Named a Mid-Season All-Star in the DSL...ranked as the 3rd Toughest to HR Off among Cardinals minor league pitchers (199 TBF/0 HR)...won his first six professional starts (6/22-7/27) allowing just one earned run over 33.1 IP (0.27 ERA).

YR	CLUB	LG	W-L	ERA	G	GS	CG	SHO	SV	IP	H	R	ER	HR	HB	BB	SO	WP	BK
18	DSL Cardinals	DSL	7-2	3.09	10	9	0	0	0	46.2	53	24	16	0	2	9	28	0	0
19	GCL Cardinals	GCL	0-1	6.31	16	2	0	0	1	35.2	42	28	25	5	5	18	17	4	2
	State College	NYP	1-0	0.00	2	0	0	0	0	4.1	2	0	0	0	0	1	2	0	1
Minor League Totals			8-3	4.26	28	11	0	0	1	86.2	97	52	41	5	7	28	47	4	3



**COWARD, Connor W.****RHP****Height** - 6'0 **Bats** - R **Born** - 5/31/1996 at Pittsburgh, PA**Weight** - 204 **Throws** - R **Resides** - Pittsburgh, PA**SCHOOL** - Virginia Polytechnic Institute (Virginia Tech)**HOW OBTAINED** - Cardinals 26th round selection (783rd overall) in the June, 2018 First-Year Player Draft.

**CAREER NOTES** - 2018: Threw 7.0 scoreless innings of three-hit ball in a start in the GCL playoffs in a no decision...led all Cardinals minor league pitchers in WHIP (0.73) and ranked in the Top 10 in strikeout/walk ratio (5.4) and as the 6th Toughest to HR Off (144 TBF/0 HR). **COLLEGE**: Struck out a career-high 12 batters (7.0 IP) at Pittsburgh (3/9/18). **PREP**: Won two WPIAL Baseball Titles at Seneca Valley HS...*Pittsburgh Post-Gazette* Player of the Year in 2013.

YR	CLUB	LG	W-L	ERA	G	GS	CG	SHO	SV	IP	H	R	ER	HR	HB	BB	SO	WP	BK
18	GCL Cardinals	GCL	4-0	0.88	10	6	0	0	0	41.0	23	4	4	0	0	7	38	0	0
19	Peoria	Mid	1-0	3.48	7	0	0	0	1	10.1	10	4	4	2	3	6	14	1	0
	GCL Cardinals	GCL	1-0	0.00	9	0	0	0	3	12.0	2	4	0	0	0	3	9	1	0
Minor League Totals			6-0	1.14	26	6	0	0	4	63.1	35	12	8	2	3	16	61	2	0

**CRUZ, Adanson****OF****Height** - 6'2 **Bats** - R **Born** - 10/6/2000 at Puerto Plata, Dominican Republic**Weight** - 192 **Throws** - R **Resides** - Puerto Plata, Dominican Republic**HOW OBTAINED** - Signed by the Cardinals as an International free agent on 7/2/2017.

**CAREER NOTES** - 2020: Was one of three members of the second graduating class from High School in the St. Louis Cardinals Academy in Dominican Republic. **2018**: Ranked 10th among Cardinals minor leaguers with a .406 on-base pct.

YR	CLUB	LG	AVG	G	AB	R	H	2B	3B	HR	RBI	SH	SF	HP	BB	SO	SB	CS	SLG	OBP	E
18	DSL Cardinals	DSL	.300	67	240	50	72	15	6	2	39	0	3	7	38	64	11	2	.438	.406	5
19	GCL Cardinals	GCL	.000	3	11	0	0	0	0	0	0	0	0	0	2	0	0	0	.000	.000	0
Minor League Totals			.287	70	251	50	72	15	6	2	39	0	3	7	38	66	11	2	.418	.391	5

**CUELLO, Antoni****RHP****Height** - 6'5 **Bats** - R **Born** - 11/7/2002 at Santo Domingo, Dominican Republic**Weight** - 204 **Throws** - R **Resides** - Santo Domingo, Dominican Republic**HOW OBTAINED** - Signed by the Cardinals as an International free agent on 7/2/2019.

Signed by the Cardinals as an international free agent on 7/22/2016.																			
YR	CLUB	LG	W-L	ERA	G	GS	CG	SHO	SV	IP	H	R	ER	HR	HB	BB	SO	WP	BK
2020 WILL BE HIS FIRST PROFESSIONAL SEASON																			

**CUENCA, Angel****RHP****Height** - 6'1 **Bats** - R **Born** - 7/10/2001 at Pariaguan, Venezuela**Weight** - 171 **Throws** - R **Resides** - Pariaguan, Venezuela**HOW OBTAINED** - Signed by the Cardinals as an International free agent on 5/29/2018

**CAREER NOTES** - 2020: Participated in early workouts and seminars as part of the Cardinals two-week Instructional Camp in January...named a Dominican Summer League All-Star...led all Cardinals minor league pitchers in ERA (2.00) and opponent BA (.185), while ranking 2nd in WHIP (0.92)...ranked among the Dominican Summer League leaders in ERA (6th), WHIP (2nd), winning percentage (T3rd) and opponent BA (2nd)...did not allow a run in his first 16.0 innings of the season and held his opposition without an earned run over the first 24.0 innings.

YR	CLUB	LG	W-L	ERA	G	GS	CG	SHO	SV	IP	H	R	ER	HR	HB	BB	SO	WP	BK
18	DSL Cardinals	DSL	2-1	4.15	11	5	0	0	1	34.2	38	22	16	1	4	13	33	4	0
19	DSL Cardinals	DSL	5-1	2.00	12	12	0	0	0	63.0	40	21	14	3	2	18	60	3	0
Minor League Totals			7-2	2.76	24	17	0	0	1	97.2	78	43	30	4	6	31	93	7	0

**CURVELO, Uriel****RHP****Height** - 6'3 **Bats** - R **Born** - 9/30/2002 at La Guaira, Venezuela**Weight** - 200 **Throws** - R **Resides** - La Guaira, Venezuela**HOW OBTAINED** - Signed by the Cardinals as an International free agent on 7/14/2019.

YR	CLUB	LG	W-L	ERA	G	GS	CG	SHO	SV	IP	H	R	ER	HR	HB	BB	SO	WP	BK
2020 WILL BE HIS FIRST PROFESSIONAL SEASON																			

## DAVILA, Jose A.

RHP

**Height** - 6'4 **Bats** - R **Born** - 11/09/2002 at Maracaibo, Venezuela

**Weight** - 200 **Throws** - R **Resides** - Maracaibo, Venezuela

**HOW OBTAINED** - Signed by the Cardinals as a International free agent on 7/2/2019.

YR	CLUB	LG	W-L	ERA	G	GS	CG	SHO	SV	IP	H	R	ER	HR	HB	BB	SO	WP	BK
2020 WILL BE HIS FIRST PROFESSIONAL SEASON																			

## DAYTON, Patrick

LHP

**Height** - 6'0 **Bats** - L **Born** - 7/20/1995 at San Diego, CA

**Weight** - 183 **Throws** - L **Resides** - San Diego, CA

**SCHOOL**: Kent State University

**HOW OBTAINED** - Cardinals 25th round selection (754th Overall) in the June, 2017 First-Year Player Draft.

**CAREER NOTES** - **2019**: Led the Florida State League in appearances (42) and ranked T9th among Cardinals minor league pitchers with 43. **2018**: Ranked among Cardinals minor league pitchers in strikeouts/9 IP (13.0, 4th), strikeout/walk ratio (4.5, 9th) and Toughest to HR Off (160 TBF/0 HR, 5th)...did not allow an earned run in his final 10 appearances of the season covering 19.0 innings...earned a win in relief during the Midwest League playoffs. **2017**: Did not allow a home run to 84 total batters faced.

YR	CLUB	LG	W-L	ERA	G	GS	CG	SHO	SV	IP	H	R	ER	HR	HB	BB	SO	WP	BK
17	GCL Cardinals	GCL	2-2	3.86	15	0	0	0	2	16.1	23	17	7	0	2	9	19	5	0
18	State College	NYP	0-0	13.50	2	0	0	0	0	2.2	6	4	4	0	0	1	3	0	0
	Peoria	Mid	0-0	0.78	20	0	0	0	2	34.2	17	6	3	0	3	11	51	2	1
19	Springfield	Tex	0-0	6.75	1	0	0	0	0	4.0	4	3	3	0	0	1	1	0	0
	Palm Beach	FSL	3-2	3.64	*42	0	0	0	4	59.1	58	28	24	4	9	17	60	3	0
Minor League Totals			5-4	3.15	80	0	0	0	8	117.0	118	58	41	4	14	39	134	10	1

## DE JESUS, Elvin

SS

**Height** - 5'11 **Bats** - S **Born** - 8/29/2001 at Santo Domingo, Dominican Republic

**Weight** - 160 **Throws** - R **Resides** - Monte Plata, Dominican Republic

**HOW OBTAINED** - Signed by the Cardinals as an International free agent on 1/10/2018.

**CAREER NOTES** - **2019**: Ranked T2nd among Cardinals minor league players with six triples and 6th with 19 stolen bases.

YR	CLUB	LG	AVG	G	AB	R	H	2B	3B	HR	RBI	SH	SF	HP	BB	SO	SB	CS	SLG	OBP	E
18	DSL Cardinals	DSL	.260	40	100	22	26	5	2	0	9	0	0	0	20	31	2	4	.350	.383	5
19	DSL Cardinals	DSL	.272	49	202	36	55	9	6	3	28	1	1	5	29	60	19	2	.421	.376	13
Minor League Totals			.268	89	302	58	81	14	8	3	37	1	1	5	49	91	21	6	.397	.378	18

## DE JESUS, Freddy E.

1B

**Height** - 6'2 **Bats** - R **Born** - 10/15/1999 at San Cristobal, Dominican Republic

**Weight** - 246 **Throws** - R **Resides** - San Cristobal, Dominican Republic

**HOW OBTAINED** - Signed as an International free agent, 9/6/2016.

**CAREER NOTES** - **2019**: Was one of nine members of the first graduating class from High School in the St. Louis Cardinals Academy in Dominican Republic. **2018**: Led the Dominican Summer League with 26 doubles and ranked T-4th with 29 extra base hits...ranked among Cardinals minor leaguers in doubles (26, T-4th), walks (49, 5th) and on-base pct. (.417)...reached base safely in 25 straight games (7/12-8/13) with a .413 OBP. **2017**: Ranked 4th in the Dominican Summer League in HR/AB (26.29)...hit first professional grand slam at DSL Angels (8/23) off Rafael Fortunato.

YR	CLUB	LG	AVG	G	AB	R	H	2B	3B	HR	RBI	SH	SF	HP	BB	SO	SB	CS	SLG	OBP	E
17	DSL Cardinals	DSL	.277	52	184	24	51	7	0	7	27	0	3	6	22	62	0	1	.429	.367	7
18	DSL Cardinals	DSL	.263	67	228	39	60	*26	0	3	44	0	4	14	49	72	0	2	.417	.417	7
19	GCL Cardinals	GCL	.180	38	122	15	22	4	0	3	10	0	1	5	16	37	0	0	.287	.299	4
Minor League Totals			.249	157	534	78	133	37	0	13	81	0	8	25	87	171	0	3	.391	.375	18

**DE JESUS, Noel****RHP****Height** - 6'3 **Bats** - R **Born** - 1/8/1997 at Bonao, Dominican Republic**Weight** - 215 **Throws** - R **Resides** - Bonao, Dominican Republic**HOW OBTAINED** - Signed by the Cardinals as an International free agent, 7/2/2015.**CAREER NOTES** - **2018:** Named Appalachian League Pitcher of the Week (6/18-24). **2016:** Led all Cardinals minor league pitchers in ERA (1.96) and was 6th in opponent BA (.237)...held his opponents to one run or less in 8-of-10 starts.

YR	CLUB	LG	W-L	ERA	G	GS	CG	SHO	SV	IP	H	R	ER	HR	HB	BB	SO	WP	BK
15	DSL Cardinals	DSL	0-1	6.17	9	0	0	0	1	11.2	10	9	8	0	2	5	9	1	2
16	DSL Cardinals	DSL	6-2	1.96	13	10	0	0	1	59.2	53	18	13	1	3	15	48	5	0
17	GCL Cardinals	GCL	2-1	2.94	10	5	0	0	0	33.2	35	13	11	1	0	9	20	2	0
18	Johnson City	Appy	2-1	8.10	6	6	1	0	0	26.2	37	29	24	2	2	12	16	6	0
19	Peoria	Mid	0-0	4.15	5	0	0	0	0	8.2	9	5	4	2	0	3	8	1	0
Minor League Totals			10-5	3.85	43	21	1	0	2	140.1	144	74	60	6	7	44	101	15	2

**DE LOS SANTOS, Joerlin N.****CF****Height** - 5'9 **Bats** - R **Born** - 9/16/2000 at Santo Domingo, Dominican Republic**Weight** - 179 **Throws** - R **Resides** - Santo Domingo, Dominican Republic**HOW OBTAINED** - Signed by the Cardinals as an International free agent on 7/2/2017.**CAREER NOTES** - **2019:** Was one of nine members of the first graduating class from High School in the St. Louis Cardinals Academy in Dominican Republic. **2018:** Named a Dominican Summer League Post-Season All-Star...led the DSL in hits (84) and runs (66)...ranked among the DSL leaders in batting (.359, 2nd), on-base pct. (.459), total bases (117)...ranked among Cardinals minor leaguers in triples (6, T5th), slugging (.500, T-8th), on-base pct. (.459, 2nd) and OPS (.959, 3rd)...reached base safely in 28 straight games (6/7-7/16), 3rd-longest streak in the DSL with a .476 OBP...posted a season and career-high 6-hit game (6-for-6) vs. DSL Tigers (6/28).**PRONUNCIATION:** JO-ehr-leen

YR	CLUB	LG	AVG	G	AB	R	H	2B	3B	HR	RBI	SH	SF	HP	BB	SO	SB	CS	SLG	OBP	E
18	DSL Cardinals	DSL	.359	64	234	*66	*84	18	6	1	28	2	1	3	41	36	30	9	.500	.359	5
19	GCL Cardinals	GCL	.167	30	72	9	12	0	0	0	2	1	1	1	9	11	2	0	.167	.432	1
Minor League Totals			.314	94	306	75	96	18	6	1	30	4	2	4	50	47	32	9	.422	.414	6

**DEL VILLAR, Darlyn B.****SS****Height** - 6'0 **Bats** - R **Born** - 11/8/2000 at Santo Domingo, Dominican Republic**Weight** - 180 **Throws** - R **Resides** - Santo Domingo, Dominican Republic**HOW OBTAINED** - Signed by the Cardinals as an International free agent on 7/2/2017.**CAREER NOTES** - **2019:** Was one of nine members of the first graduating class from High School in the St. Louis Cardinals Academy in Dominican Republic. **2018:** Collected an RBI in five straight games (6/11-16).

YR	CLUB	LG	AVG	G	AB	R	H	2B	3B	HR	RBI	SH	SF	HP	BB	SO	SB	CS	SLG	OBP	E
18	DSL Cardinals	DSL	.281	34	135	21	38	9	1	1	22	0	3	2	17	33	5	1	.385	.363	13
19	DSL Cardinals	DSL	.219	55	219	40	48	8	3	1	34	1	2	3	34	49	9	3	.297	.329	15
Minor League Totals			.243	89	354	61	86	17	4	2	56	1	5	5	51	82	14	4	.331	.342	28

**DELLAVALLE, Perry M.****RHP****Height** - 6'0 **Bats** - R **Born** - 1/23/1996 at Cleveland, OH**Weight** - 185 **Throws** - R **Resides** - North Royalton, OH**SCHOOL** - Seton Hill (PA) University**HOW OBTAINED** - Cardinals 27th round selection (813th overall) in the June, 2018 First-Year Player Draft.**CAREER NOTES** - **2019:** Was suspended for 50 games after testing positive for a drug of abuse...was named a Florida State League Mid-Season All-Star...ranked 7th among Cardinals minor league pitchers in walk-to-strikeout ratio (3.8)...held his opponents to three runs or less in 17-of-19 starts. **2018:** Led the Gulf Coast League in ERA (1.97) and strikeouts (67)...ranked 4th in the GCL in WHIP (1.09)...struck out a career-high 10 batters in 5.0 innings vs. GCL Marlins (8/9)...struck out 30 batters over 16.2 innings (4 app./3 GS) in August (16.2 K/9 IP)...led Cardinals minor league pitchers in strikeout/walk ratio (9.6).**COLLEGE:** Set the Seton Hill University single-season strikeout record with 109 and left the school as the all-time leader in ERA (2.43) and second in strikeouts (253).

YR	CLUB	LG	W-L	ERA	G	GS	CG	SHO	SV	IP	H	R	ER	HR	HB	BB	SO	WP	BK
18	GCL Cardinals	GCL	0-2	*1.97	11	7	0	0	1	45.2	43	13	10	0	2	7	*67	3	0
19	Palm Beach	FSL	5-6	3.22	20	19	0	0	0	106.1	98	42	38	7	2	23	87	2	0
Minor League Totals			5-8	2.84	31	26	0	0	1	152.0	141	55	48	7	4	30	154	5	0

## DENTON, Bryce R.

OF

**Height** - 6'1 **Bats** - R **Born** - 8/1/1997 at Brentwood, TN  
**Weight** - 200 **Throws** - R **Resides** - Brentwood, TN

**SCHOOL** - Ravenwood High School

**HOW OBTAINED** - Cardinals 2nd round selection (66th Overall) in the June, 2015 First-Year Player Draft.

**CAREER NOTES** - **2019**: Hit his 2nd career grand slam vs. Cedar Rapids (6/23). **2018**: Hit a grand slam vs. Wisconsin (4/21). **2016**: Batted .450 (9-20) with a home run, five extra base hits and tied for the Johnson City team postseason high with seven RBI...hit a three-run home run in the 7th inning of the deciding championship game against Burlington (9/7)...led the Appalachian League in errors (21). **PREP**: Named Tennessee District 11-AAA Player of the Year...senior year batted .464 with 21 extra base hits and 34 RBI...on the mound was 6-0 with a 1.68 ERA and 48 strikeouts in 41.2 innings.

**MISC**: Signed his letter of intent to play college baseball at Vanderbilt University.

YR	CLUB	LG	AVG	G	AB	R	H	2B	3B	HR	RBI	SH	SF	HP	BB	SO	SB	CS	SLG	OBP	E
15	GCL Cardinals	GCL	.194	44	155	21	30	1	2	1	14	0	1	2	11	32	3	0	.245	.254	8
16	Johnson City	Appy	.282	54	202	34	57	7	0	4	26	0	0	3	20	37	2	1	.376	.356	*21
17	Peoria	Mid	.157	19	70	2	11	4	0	1	4	0	1	0	4	18	2	1	.257	.200	1
	State College	NYP	.268	56	213	27	57	6	3	2	21	2	2	2	17	56	2	2	.352	.325	1
18	Peoria	Mid	.258	91	329	38	85	14	1	8	34	1	1	2	23	82	4	0	.380	.310	4
	Palm Beach	FSL	.182	3	11	1	2	0	0	0	1	0	0	0	0	4	1	0	.182	.182	0
19	Peoria	Mid	.189	25	90	8	17	4	1	2	11	0	0	2	5	25	1	0	.322	.247	2
	Palm Beach	FSL	.202	52	173	13	35	7	0	1	15	0	1	1	14	60	0	0	.260	.265	4
Minor League Totals			.237	344	1243	144	294	43	7	19	126	3	6	12	94	314	15	4	.328	.295	41

## DIAZ, Fernando

1B

**Height** - 6'3 **Bats** - L **Born** - 01/12/2002 at Ensenada, Baja California, Mexico  
**Weight** - 205 **Throws** - R **Resides** - Ensenada, Mexico

**HOW OBTAINED** - Signed by the Cardinals as an International free agent, 3/26/2019.

YR	CLUB	LG	AVG	G	AB	R	H	2B	3B	HR	RBI	SH	SF	HP	BB	SO	SB	CS	SLG	OBP	E
19	DSL Cardinals	DSL	.270	54	200	31	54	12	0	6	30	0	2	13	23	72	1	2	.420	.378	15
Minor League Totals			.270	54	200	31	54	12	0	6	30	0	2	13	23	72	1	2	.420	.378	15

## DIAZ, Imeldo R.

INF

**Height** - 5'11 **Bats** - R **Born** - 11/2/1997 at Villa de Cura, Venezuela  
**Weight** - 189 **Throws** - R **Resides** - Villa de Cura, Venezuela

**HOW OBTAINED** - Acquired from Red Sox with infielder Stanley Espinal in exchange for international cap space, 7/2/2017.

**CAREER NOTES** - **2019**: Ranked 4th among Cardinals minor leaguers with a .317 batting average.

**PRONUNCIATION**: E-mell-doe

YR	CLUB	LG	AVG	G	AB	R	H	2B	3B	HR	RBI	SH	SF	HP	BB	SO	SB	CS	SLG	OBP	E
15	DSL Red Sox	DSL	.217	70	277	40	60	4	2	0	22	4	4	6	24	36	7	3	.245	.289	22
16	GCL Red Sox	GCL	.234	46	171	11	40	4	1	0	14	2	1	2	5	24	0	3	.269	.263	8
17	Lowell	NYP	.208	7	24	4	5	3	0	0	4	0	0	0	2	4	0	1	.333	.269	4
	Johnson City	Appy	.296	33	115	20	34	4	0	5	13	0	0	4	11	21	2	0	.461	.377	3
	State College	NYP	.259	7	27	2	7	0	0	0	5	0	0	0	2	3	0	1	.259	.310	1
18	State College	NYP	.174	41	138	9	24	4	0	1	3	2	0	2	2	14	0	0	.225	.197	6
19	Peoria	Mid	.316	35	136	11	43	14	0	2	23	1	2	2	4	22	0	2	.463	.340	4
	Palm Beach	FSL	.346	24	78	12	27	5	0	0	9	0	0	0	5	15	1	3	.410	.386	8
	State College	NYP	.154	3	13	3	2	0	0	0	0	0	0	0	0	3	0	0	.154	.154	0
Minor League Totals			.247	266	979	112	242	38	3	8	93	9	7	16	55	142	10	13	.317	.296	56

## DOMINGUEZ, Yonael

RHP

**Height** - 6'2 **Bats** - R **Born** - 10/24/2001 at Nagua, Dominican Republic  
**Weight** - 177 **Throws** - R **Resides** - Nagua, Dominican Republic

**HOW OBTAINED** - Signed by the Cardinals as an International free agent, 2/11/2019

YR	CLUB	LG	W-L	ERA	G	GS	CG	SHO	SV	IP	H	R	ER	HR	HB	BB	SO	WP	BK
19	DSL Cardinals	DSL	2-1	4.46	12	7	0	0	0	40.1	38	21	20	2	6	28	38	6	0
Minor League Totals			2-1	4.46	12	7	0	0	0	40.1	38	21	20	2	6	28	38	6	0

**DONOVAN, Brendan M.****INF**

**Height** - 6'1      **Bats** - L      **Born** - 1/16/1997 at Wurzburg, Germany  
**Weight** - 199      **Throws** - R      **Resides** - Madison, AL

**SCHOOL** - University of South Alabama

**HOW OBTAINED** - Cardinals' 7th round selection (213th overall) in the June, 2018 First-Year Player Draft.

**CAREER NOTES - 2020:** Participated in early workouts and seminars as part of the Cardinals two-week Instructional Camp in January... **2019:** Named Midwest League Hitter of the Week (7/15-21) and MiLB.com Midwest League Player of the Month... ranked among Midwest League leaders in runs (70, 7th), on-base pct. (.377, 7th), walks (63, 16th), OPS (.783, 6th) and doubles (26, 17th)...ranked among Cardinals minor league leaders in runs (70, 14th), hits (108, 19th), doubles (27, 5th) and walks (64, 3rd).

**COLLEGE:** Named Sun Belt Conference Tournament Most Outstanding Player in 2017, batting .438 with a tournament clinching walk-off single in the 10th inning giving the Jaguars their first conference tournament title since 2005 when former Cardinals World Series MVP David Freese was a member of the squad.

YR	CLUB	LG	AVG	G	AB	R	H	2B	3B	HR	RBI	SH	SF	HP	BB	SO	SB	CS	SLG	OBP	E
18	State College	NYP	.188	4	16	2	3	1	1	0	2	0	1	0	1	7	0	0	.375	.222	0
19	Peoria	Mid	.266	113	402	70	107	26	3	8	53	0	4	11	63	91	4	2	.405	.377	9
	Memphis	PCL	1.000	1	1	0	1	1	0	0	0	0	0	0	1	0	0	0	2.000	3.000	0
Minor League Totals			.265	118	419	72	111	28	4	8	55	0	5	11	65	98	4	2	.408	.374	9

**DRAKE, Blake A.****OF**

**Height** - 6'1      **Bats** - R      **Born** - 7/11/1993 at Ramona, CA  
**Weight** - 190      **Throws** - R      **Resides** - Ramona, CA

**SCHOOL** - Concordia (OR) University

**HOW OBTAINED** - Cardinals' 18th round selection (555th overall) in the June, 2014 First-Year Player Draft

**CAREER NOTES - 2019:** Converted to pitcher for the 2019 season. **2018:** Tallied a season-high 5 RBI at NW Arkansas (6/5) going 4-for-5 with a home run and two RBI. **2017:** Tied for the Florida State League lead among outfielders with 13 assists... rated as having the "Best Outfield Arm" in the Florida State League by Baseball America...drew three walks and scored two runs in the Florida State League playoffs...scored the winning walk-off run in Game 2 (9/6) to give Palm Beach a FSL co-Championship. **2016:** Ranked among Cardinals minor leaguers in doubles (22, 7th), triples (4, 11th) and stolen bases (14, 11th)...posted a 13-game hitting streak (4/14-27), batting .289 (13-45) during the stretch. **2014:** Played in an Appalachian League high 64 games, tied for 1st with teammate Casey Grayson...ranked among Appy League leaders in at bats (241, 5th) and total bases (101, 13rd) posted an eight-game hitting streak and two seven-game hitting streaks...hit safely in 44-of-64 games with 21 multi-hit games...led Johnson City with six home runs.

YR	CLUB	LG	W-L	ERA	G	GS	CG	SHO	SV	IP	H	R	ER	HR	HB	BB	SO	WP	BK
19	Johnson City	Appy	0-1	8.22	6	0	0	0	0	7.2	11	11	7	1	0	6	8	3	0
	GCL Cardinals	GCL	0-0	15.00	4	3	0	0	0	3.0	3	5	5	0	0	4	2	1	0
Minor League Totals			0-1	10.13	10	3	0	0	0	10.2	14	16	12	1	0	10	10	4	0

YR	CLUB	LG	AVG	G	AB	R	H	2B	3B	HR	RBI	SH	SF	HP	BB	SO	SB	CS	SLG	OBP	E
14	Johnson City	Appy	.282	+64	241	33	68	15	0	6	35	4	2	7	25	49	7	4	.419	.364	5
15	Peoria	Mid	.219	58	187	25	41	11	1	6	17	0	3	1	13	35	6	3	.385	.270	4
	Palm Beach	FSL	.200	62	215	18	43	10	2	2	18	2	0	2	14	54	6	4	.293	.255	2
16	Palm Beach	FSL	.233	71	253	24	59	14	3	1	26	0	5	5	24	43	11	3	.324	.307	2
	Springfield	Tex	.254	58	193	27	49	8	1	5	26	1	0	0	19	53	3	4	.383	.321	1
17	Springfield	Tex	.220	12	41	4	9	1	0	2	4	1	0	0	5	7	1	1	.390	.304	2
	Palm Beach	FSL	.245	82	314	32	77	15	2	7	27	7	1	4	21	70	6	3	.373	.300	2
18	Springfield	Tex	.235	93	289	31	68	19	0	6	34	1	2	1	21	76	5	3	.363	.288	2
Minor League Totals			.239	500	1733	194	414	93	9	35	187	16	13	20	142	387	45	25	.364	.302	20



## DUCE, Matthew G. (Matt)

C

**Height** - 5'11    **Bats** - L    **Born** - 11/22/1995 at Phoenix, AZ  
**Weight** - 195    **Throws** - R    **Resides** - Sierra Vista, AZ

**SCHOOL** - Dallas Baptist University

**HOW OBTAINED** - Cardinals' 9th round selection (273rd overall) in the June, 2018 First-Year Player Draft.

**CAREER NOTES - CAREER:** Has thrown out 12.2% (6 CS/49 SB ATT) of attempted base stealers. **COLLEGE:** Was a member of four consecutive NCAA Regional qualifying teams at Division 1 Dallas Baptist...homered in an NCAA Regional game in each of his last three seasons at school...batted .283 with 23 HR and 139 RBI over 181 career collegiate games.

**MISC:** Previously drafted by the New York Mets in the 14th round of the June 2017 First-Year Player Draft, but did not sign... his father, Greg, was a member of Team Canada in the 1977 Little League World Series and went on to play for the Canadian Olympic Team and Grand Canyon University, where he was MVP of the 1986 NAIA World Series...his brother Tagg also played college baseball at Dallas Baptist and were teammates in 2015.

**PRONUNCIATION:** doose

YR	CLUB	LG	AVG	G	AB	R	H	2B	3B	HR	RBI	SH	SF	HP	BB	SO	SB	CS	SLG	OBP	E
18	State College	NYP	.143	28	77	8	11	5	0	0	2	3	0	1	13	20	0	0	.208	.275	2
19	State College	NYP	.308	35	133	19	41	10	0	3	18	0	0	0	14	30	0	0	.451	.374	4
Minor League Totals			.248	63	210	27	52	15	0	3	20	3	0	1	27	50	0	0	.362	.336	6

## DULLE, Cameron R.

RHP

**Height** - 6'3    **Bats** - R    **Born** - 6/14/1995 at St. Louis, MO  
**Weight** - 202    **Throws** - R    **Resides** - St. Louis, MO

**SCHOOL** - University of Missouri

**HOW OBTAINED** - Cardinals' 30th round selection (905th overall) in the June, 2019 First-Year Player Draft

**CAREER NOTES - COLLEGE:** Ranked 2nd on the Missouri pitching staff in ERA (1.43) and saves (4) while averaging 10.27 strikeouts/9 IP.

YR	CLUB	LG	W-L	ERA	G	GS	CG	SHO	SV	IP	H	R	ER	HR	HB	BB	SO	WP	BK
19	Johnson City	Appy	2-1	5.19	8	0	0	0	1	8.2	7	5	5	0	1	4	5	3	0
	State College	NYP	2-1	2.50	11	0	0	0	1	18.0	18	5	5	1	0	3	22	1	0
Minor League Totals			4-2	3.38	19	0	0	0	2	26.2	25	10	10	1	1	7	27	4	0

## DUNN, Nicholas J. (Nick)

INF

**Height** - 5'10    **Bats** - L    **Born** - 1/29/1997 at Bloomsburg, PA  
**Weight** - 185    **Throws** - R    **Resides** - Sunbury, PA

**SCHOOL** - University of Maryland

**HOW OBTAINED** - Cardinals' 5th round selection (153rd overall) in the June, 2018 First-Year Player Draft.

**CAREER NOTES - 2019:** Participated in early workouts and seminars as part of the Cardinals Spring Training Early Program (S.T.E.P.) **2018:** Named a New York-Penn League All-Star, led off and started at second base (1-for-2, run)...ranked 4th in the NY-Penn League in Toughest to Strike Out (10.90 TPA/SO)...was 3-for-14 in the Midwest League playoffs.

**COLLEGE:** Was a First Team All-Big Ten selection his junior year.

**PREP:** Lettered in baseball and football at Shikellamy (PA) High School.

**MISC:** His father, John, played college baseball at Bloomsburg (PA) University.

YR	CLUB	LG	AVG	G	AB	R	H	2B	3B	HR	RBI	SH	SF	HP	BB	SO	SB	CS	SLG	OBP	E
18	State College	NYP	.274	51	201	34	55	14	2	3	32	1	2	3	22	21	3	3	.408	.351	5
	Peoria	Mid	.167	14	48	3	8	0	0	0	3	0	0	3	1	9	0	1	.167	.231	0
19	Palm Beach	FSL	.247	104	380	35	94	19	3	3	38	0	5	2	24	58	2	1	.337	.292	11
Minor League Totals			.250	169	629	72	157	33	5	6	73	1	7	8	47	88	5	5	.347	.307	16

**ELLIS, Christopher J. (Chris)****RHP****Height** - 6'4      **Bats** - L      **Born** - 9/22/1992 at Birmingham, AL**Weight** - 215      **Throws** - R      **Resides** - Birmingham, AL**SCHOOL** - University of Mississippi**HOW OBTAINED** - Acquired by the Cardinals from the Braves along with RHP John Gant and INF Luke Dykstra in exchange for LHP Jaime Garcia, 12/1/2016.

**CAREER NOTES** - **2016:** Ranked among Cardinals minor league pitchers in strikeouts (126, 5th), innings pitched (131, 9th) and games started (22, T8th). **2016:** Led all Braves minor league pitchers in wins (12) and games started (28)...won his first six decisions of the season in the Southern League...ranked T2nd among International League leaders in complete games (2) and shutouts (1)...named a Southern League Mid-Season All-Star. **2015:** Tied for the California League lead with one shutout and T3rd with one complete game...struck out a career-high 10 batters at High Desert (5/6)...threw a one-hit shutout over 7.0 innings at Lake Elsinore (6/4)...named California League Pitcher of the Week (6/2-8).

**COLLEGE:** Was 10-1 with a 2.16 ERA his junior year at Ole Miss.

**MISC:** Originally selected by the Los Angeles Dodgers in the 50th Round (1,514th overall) of the June, 2011 First-Year player draft, but did not sign...drafted by the Los Angeles Angels in the 3rd Round (88th overall) of the June, 2014 First-Year player draft...was traded by the Angels to the Braves along with SS Erick Aybar, LHP Sean Newcomb and cash considerations for SS Andrelton Simmons and C Jose Briceño, 11/12/2015.

YR	CLUB	LG	W-L	ERA	G	GS	CG	SHO	SV	IP	H	R	ER	HR	HB	BB	SO	WP	BK
14	Orem	Pio	0-1	6.89	9	2	0	0	0	15.2	17	12	12	2	2	8	16	2	0
15	Inland Empire	Cal	4-5	3.88	11	11	1	+1	0	62.2	53	27	27	6	1	20	70	2	0
	Arkansas	Tex	7-4	3.92	15	15	0	0	0	78.0	77	42	34	9	3	43	62	3	1
16	Mississippi	Sou	8-2	2.75	13	13	0	0	0	78.2	54	24	24	2	5	35	61	2	0
	Gwinnett	IL	4-7	6.52	15	15	2	1	0	67.2	68	50	49	4	7	52	65	5	0
17	Memphis	PCL	2-3	7.88	11	5	0	0	0	32.0	42	31	28	7	4	15	31	2	0
	Springfield	Tex	5-9	4.45	19	17	0	0	0	99.0	98	51	49	7	8	32	95	6	0
Minor League Totals			30-31	4.63	93	78	3	2	0	433.2	409	237	223	37	30	205	400	22	1

**ENCARNACION, Bryan J.****SS****Height** - 6'1      **Bats** - S      **Born** - 04/20/2003 at San Pedro de Macoris, DR**Weight** - 141      **Throws** - R      **Resides** - San Pedro de Macoris, DR**HOW OBTAINED** - Signed by the Cardinals as an International free agent on 7/2/2019.

YR	CLUB	LG	AVG	G	AB	R	H	2B	3B	HR	RBI	SH	SF	HP	BB	SO	SB	CS	SLG	OBP	E
2020 WILL BE HIS FIRST PROFESSIONAL SEASON																					

**ESCOBAR, Edgar****RHP****Height** - 6'1      **Bats** - R      **Born** - 1/20/1997 at Ciudad Habana, Cuba**Weight** - 231      **Throws** - R      **Resides** - Ciudad Habana, Cuba**HOW OBTAINED** - Signed by the Cardinals as an International free agent, 5/30/2018

**CAREER NOTES** - **2019:** Ranked among Cardinals minor league pitchers in saves (6, T5th), strikeouts/9 IP (10.9, 9th), WHIP (1.05, 4th) and Toughest to HR Off (119.5 TBF, 6th). **2018:** Led the Gulf Coast League in saves (9), appearances (19), games finished (16) and opponent batting average (.169)...also led GCL relief pitchers in fewest baserunners/9 IP (6.45) and fewest walks/9 IP (0.81) and ranked 2nd in strikeouts/9 IP (13.3)...ranked T-4th among Cardinals minor league pitchers in saves...struck out at least one batter in his last 14 appearances of the season.

YR	CLUB	LG	W-L	ERA	G	GS	CG	SHO	SV	IP	H	R	ER	HR	HB	BB	SO	WP	BK
18	GCL Cardinals	GCL	2-2	1.21	*19	0	0	0	*9	22.1	13	4	3	0	0	3	33	0	1
19	Peoria	Mid	1-2	1.36	24	0	0	0	5	33.0	19	10	5	0	1	14	39	2	1
	Palm Beach	FSL	1-1	4.10	16	0	0	0	1	26.1	21	12	12	1	0	8	33	1	0
Minor League Totals			4-5	2.20	59	0	0	0	15	81.2	53	26	20	1	1	25	105	3	2

## ESPINAL, Stanley

INF

**Height** - 6'0 **Bats** - R **Born** - 11/15/1996 at Santiago, Dominican Republic

**Weight** - 205 **Throws** - R **Resides** - Santiago, Dominican Republic

**HOW OBTAINED** - Acquired from Red Sox with INF Imeldo Diaz in exchange for international cap space, 7/2/2017.

**CAREER NOTES - 2018:** Named New York-Penn League Player of the Week (8/6-12)...ranked among the NY-Penn League leaders in batting (.286, 10th), RBI (41, 4th), hits (69, 5th), total bases (110, 5th) and ground into double plays (9, T-1st).

**2015:** Led the Dominican Summer League in RBI (59) and at-bats (295) and tied for the league lead in games played (72) and total bases (129)...had a two home run game vs. DSL Rangers (7/28)...collected 6 RBI at DSL Tigers (6/18)...hit his first professional grand slam at DSL Yankees (6/27) off Carlos Diaz.

YR	CLUB	LG	AVG	G	AB	R	H	2B	3B	HR	RBI	SH	SF	HP	BB	SO	SB	CS	SLG	OBP	E
15	DSL Red Sox	DSL	.281	+72	*295	44	83	14	7	6	*59	0	6	7	14	50	5	2	.437	.323	24
16	GCL Red Sox	GCL	.217	53	203	24	44	12	0	2	20	0	2	5	16	38	2	2	.305	.288	15
17	Lowell	NYP	.185	7	27	1	5	2	0	0	3	0	0	0	2	6	0	0	.259	.241	4
	State College	NYP	.143	5	14	0	2	0	0	0	1	0	0	0	2	5	0	1	.143	.250	2
	Johnson City	Appy	.203	22	69	7	14	5	1	2	8	0	0	2	7	13	0	0	.391	.295	1
18	State College	NYP	.286	64	241	34	69	9	4	8	41	0	3	6	19	47	1	1	.456	.349	8
19	State College	NYP	.267	58	210	29	56	14	3	3	34	0	5	2	20	39	2	3	.405	.329	3
	Minor League Totals		.258	281	1059	139	273	56	15	21	166	0	16	22	80	198	10	9	.398	.319	57

## ESPINOZA, Lizandro J.

SS

**Height** - 5'9 **Bats** - R **Born** - 11/20/2002 at Margarita, Venezuela

**Weight** - 145 **Throws** - R **Resides** - Margarita, Venezuela

**HOW OBTAINED** - Signed by the Cardinals as an International free agent on 07/02/2019.

YR	CLUB	LG	AVG	G	AB	R	H	2B	3B	HR	RBI	SH	SF	HP	BB	SO	SB	CS	SLG	OBP	E
2020 WILL BE HIS FIRST PROFESSIONAL SEASON																					

## FIGUERA, Edwin J.

INF

**Height** - 5'10 **Bats** - R **Born** - 9/2/97 at Puerto La Cruz, Venezuela

**Weight** - 172 **Throws** - R **Resides** - Barcelona, Venezuela

**HOW OBTAINED** - Signed by the Cardinals as an International free agent, 7/18/2014.

**CAREER NOTES - 2018:** Named a New York-Penn League All-Star; came off the bench and was 0-for-2 as the designated hitter...rated as the "Best Defensive Infielder" in the Cardinals organization by *Baseball America*...led the NY-Penn League in hit by pitch (20) and ranked T-3rd in hits (70)...ranked 6th among Cardinals minor leaguers with 19 stolen bases.

**2017:** Ranked 10th in the New York-Penn League in batting (.284) and was 4th Toughest to Strike Out (7.78 TPA/SO).

**2015:** Led DSL Cardinals in stolen bases (14) and hit by pitch (13).

YR	CLUB	LG	AVG	G	AB	R	H	2B	3B	HR	RBI	SH	SF	HP	BB	SO	SB	CS	SLG	OBP	E
15	DSL Cardinals	DSL	.233	47	159	27	37	4	2	0	18	2	0	13	12	19	14	6	.283	.337	11
16	GCL Cardinals	GCL	.271	40	118	12	32	3	0	0	10	5	0	7	10	19	0	2	.297	.363	10
17	State College	NYP	.284	56	194	36	55	11	1	1	19	1	1	8	6	27	12	2	.366	.330	10
18	Peoria	Mid	.304	20	69	11	21	0	0	1	5	1	0	3	3	14	4	2	.348	.360	5
	State College	NYP	.285	62	246	33	70	8	4	0	18	4	1	*20	8	52	15	3	.349	.357	19
19	Peoria	Mid	.222	67	225	28	50	9	1	0	18	1	2	9	9	52	3	3	.271	.278	9
	Palm Beach	FSL	.000	0	4	0	0	0	0	0	0	0	0	0	0	0	0	0	.000	.000	0
	State College	NYP	.167	8	24	5	4	1	0	0	0	0	0	4	1	8	1	0	.208	.310	3
	Minor League Totals		.259	302	1039	152	269	36	8	2	88	14	4	64	49	194	49	18	.315	.330	67

## FIGUEROA, Martin

C

**Height** - 5'11 **Bats** - S **Born** - 12/14/1995 at Elizabeth, NJ

**Weight** - 200 **Throws** - R **Resides** - Elizabeth, NJ

**SCHOOL** - University of Rhode Island

**HOW OBTAINED** - Signed by the Cardinals as a minor league free agent, 11/28/2018.

**CAREER NOTES - 2018:** Tied for the Can-Am League lead with six triples...ranked among the Can-Am leaders in runs (65, T-6th), walks (57, T-6th) and stolen bases (20, 9th). **MISC:** Originally drafted in the 32nd round of the June 2017 First-Year Player Draft by the Houston Astros.

YR	CLUB	LG	AVG	G	AB	R	H	2B	3B	HR	RBI	SH	SF	HP	BB	SO	SB	CS	SLG	OBP	E
17	Greenville	Appy	.273	21	66	7	18	2	0	1	6	0	0	1	12	12	0	1	.348	.392	3
18	Sussex County	Ind	.328	96	308	65	101	20	+6	5	50	1	8	14	57	35	20	7	.481	.444	7
19	State College	NYP	.282	35	124	18	35	4	3	4	27	0	0	1	14	24	3	1	.460	.360	7
	Minor League Totals		.279	56	190	25	53	6	3	5	33	0	0	2	26	36	3	2	.421	.372	10
	Independent League Totals		.328	96	308	65	101	20	6	5	50	1	8	14	57	35	20	7	.481	.444	7

**FLETCHER, Trejyn M.****OF****Height** - 6'2 **Bats** - R **Born** - 4/30/2001 at Wilmington, DE**Weight** - 200 **Throws** - R **Resides** - Portland, ME**SCHOOL** - Deering (ME) High School**HOW OBTAINED** - Cardinals' 2nd round selection (58th overall) in the June, 2019 First-Year Player Draft.**CAREER NOTES** - **2020**: Participated in early workouts and seminars as part of the Cardinals two-week Instructional Camp in January...enters the season rated as the "Best Athlete" in the Cardinals organization by *Baseball America* **2019**: Was 2-for-19 with an RBI and two runs scored in the Appalachian League playoffs.**PREP**: 2019 USA Today All-USA High School Baseball selection hit .456, 3 HR, 24 runs scored and 17/17 SB in 16 games.**MISC**: College commitment to Vanderbilt University.

YR	CLUB	LG	AVG	G	AB	R	H	2B	3B	HR	RBI	SH	SF	HP	BB	SO	SB	CS	SLG	OBP	E
19	Johnson City	Appy	.228	34	123	9	28	4	1	2	18	0	2	1	7	59	7	1	.325	.271	5
	GCL Cardinals	GCL	.297	9	37	6	11	3	0	2	8	0	3	1	4	17	0	0	.541	.357	0
	Minor League Totals		.244	43	160	15	39	7	1	4	26	0	5	2	11	76	7	1	.375	.291	5

**FULLER, Terriez A. (Terry)****OF****Height** - 6'5 **Bats** - L **Born** - 12/5/1998 at Griffin, GA**Weight** - 255 **Throws** - R **Resides** - Griffin, GA**SCHOOL** - Griffin (GA) High School**HOW OBTAINED** - Cardinals 15th round selection (454th overall) in the June 2017 First-Year Player Draft.**CAREER NOTES** - **MISC**: Was standout defensive lineman in high school football...received a scholarship offer from the University of Alabama and verbally committed to Auburn University a year later.

YR	CLUB	LG	AVG	G	AB	R	H	2B	3B	HR	RBI	SH	SF	HP	BB	SO	SB	CS	SLG	OBP	E
17	GCL Cardinals	GCL	.161	37	118	13	19	3	1	3	11	0	1	1	12	49	3	0	.280	.242	3
18	GCL Cardinals	GCL	.243	11	37	11	9	1	0	3	5	3	0	0	9	14	2	0	.514	.429	0
19	Johnson City	Appy	.247	21	73	13	18	5	1	1	9	0	0	2	15	26	3	4	.384	.389	1
	State College	NYP	.223	42	157	24	35	7	1	4	19	0	1	0	23	54	1	0	.357	.320	5
	Minor League Totals		.210	111	385	61	81	16	3	11	44	3	2	3	59	143	9	4	.353	.323	9

**GARCIA, Joyser S.****C****Height** - 5'10 **Bats** - R **Born** - 10/14/1999 at Ciudad Bolivar, Venezuela**Weight** - 228 **Throws** - R **Resides** - Ciudad Bolivar, Venezuela**HOW OBTAINED** - Signed by the Cardinals as an International free agent on 7/2/2016.**CAREER NOTES** - **CAREER**: Has thrown out 31.8% (35 CS/110 SB ATT) of attempted base stealers in his career. **2018**:Threw out 36.8% (14 CS/38 SB ATT) of attempted base stealers...collected an RBI in six straight games (6/6-21). **2017**:

Threw out 36.2% (17 CS/47 SB ATT) of attempted base stealers.

YR	CLUB	LG	AVG	G	AB	R	H	2B	3B	HR	RBI	SH	SF	HP	BB	SO	SB	CS	SLG	OBP	E
17	DSL Cardinals	DSL	.253	25	79	10	20	3	0	0	9	0	0	1	4	17	0	1	.291	.298	1
18	DSL Cardinals	DSL	.233	31	103	11	24	6	0	0	14	0	1	3	4	22	0	0	.291	.279	0
19	GCL Cardinals	GCL	.241	21	58	6	14	3	0	0	6	0	1	0	6	16	0	0	.293	.308	3
	Minor League Totals		.242	77	240	27	58	12	0	0	29	0	2	4	14	55	0	1	.292	.292	4

**GARCÍA, Luis****RHP****Height** - 6'2 **Bats** - R **Born** - 2/13/2001 at Maracaibo, Venezuela**Weight** - 194 **Throws** - R **Resides** - Maracaibo, Venezuela**HOW OBTAINED** - Signed by the Cardinals as an International free agent, 11/29/2018

YR	CLUB	LG	W-L	ERA	G	GS	CG	SHO	SV	IP	H	R	ER	HR	HB	BB	SO	WP	BK
19	DSL Cardinals	DSL	2-0	3.23	22	1	0	0	3	39.0	40	19	14	4	2	17	31	7	2
	Minor League Totals		2-0	3.23	22	1	0	0	3	39.0	40	19	14	4	2	17	31	7	2

## GARCIA, Roy R.

RHP

**Height** - 6'1 **Bats** - R **Born** - 8/28/2000 at Nagua, Dominican Republic

**Weight** - 214 **Throws** - R **Resides** - Nagua, Dominican Republic

**HOW OBTAINED** - Signed by the Cardinals as an International free agent, 9/6/2016

**CAREER NOTES** - **2019**: Was one of nine members of the first graduating class from High School in the St. Louis Cardinals Academy in Dominican Republic. **2018**: Struck out a batter in all 19 relief appearances. **2017**: Ranked 3rd among Cardinals minor league pitchers in Toughest to HR Off (127 TBF/0 HR).

YR	CLUB	LG	W-L	ERA	G	GS	CG	SHO	SV	IP	H	R	ER	HR	HB	BB	SO	WP	BK
17	DSL Cardinals	DSL	2-4	7.44	20	0	0	0	0	32.2	38	31	27	0	6	22	28	14	2
18	DSL Cardinals	DSL	1-2	8.37	19	0	0	0	0	33.1	30	37	31	1	3	43	38	18	0
19	GCL Cardinals	GCL	2-5	8.65	14	2	0	0	3	26.0	32	28	25	2	1	24	28	11	1
Minor League Totals			5-11	8.12	53	2	0	0	4	92.0	100	96	83	3	10	89	94	43	3

## GARCIA, Victor M.

OF

**Height** - 6'2 **Bats** - R **Born** - 9/16/1999 at Barcelona, Venezuela

**Weight** - 250 **Throws** - R **Resides** - Barcelona, Venezuela

**HOW OBTAINED** - Signed by the Cardinals as an International free agent on 7/2/2016

**2017**: Hit first professional grand slam at DSL Yankees (7/29) off Diego Cordero.

YR	CLUB	LG	AVG	G	AB	R	H	2B	3B	HR	RBI	SH	SF	HP	BB	SO	SB	CS	SLG	OBP	E
17	DSL Cardinals	DSL	.250	28	92	11	23	5	0	1	15	0	1	5	8	16	0	0	.337	.340	1
18	GCL Cardinals	GCL	.304	33	125	25	38	4	2	1	19	0	0	7	7	24	0	0	.392	.304	3
19	Johnson City	Appy	.254	36	118	13	30	3	0	3	13	0	1	2	6	32	0	0	.356	.299	2
Minor League Totals			.272	97	335	49	91	12	2	5	47	0	2	14	21	72	0	0	.364	.339	6

## GIL, Mateo E.

INF

**Height** - 6'1 **Bats** - R **Born** - 7/24/2000 at Newport Beach, CA

**Weight** - 203 **Throws** - R **Resides** - Keller, TX

**SCHOOL** - Timber Creek (TX) HS

**HOW OBTAINED** - Cardinals 3rd round selection (95th overall) in the June, 2018 First-Year Player Draft

**CAREER NOTES** - **2020**: Participated in early workouts and seminars as part of the Cardinals two-week Instructional Camp in January. **2019**: Batted .304 (7-23) with two doubles a triple and six walks in the Appalachian League playoffs...participated in early workouts and seminars as part of the Cardinals Spring Training Early Program (S.T.E.P.) **2018**: Scored a season-high four runs vs. GCL Marlins (7/20).

**PREP**: Named a *Rawlings Perfect Game* 3rd Team All-American (Texas All-Region 1st Team)...a two-way player in high school batted .390 with 13 doubles, six triples, six home runs and stole 23 bases his senior year and threw fastballs clocked in the mid-90s as the team's closer.

**MISC**: His father Benji, played eight seasons in the Major Leagues with Texas (1993-97) and Anaheim (2000-03)...signed his college letter of intent to Texas Christian University.

YR	CLUB	LG	AVG	G	AB	R	H	2B	3B	HR	RBI	SH	SF	HP	BB	SO	SB	CS	SLG	OBP	E
18	GCL Cardinals	GCL	.251	45	171	27	43	6	1	1	20	3	0	0	20	51	2	2	.316	.340	8
19	Johnson City	Appy	.270	51	204	42	55	8	2	7	30	0	3	1	17	56	1	3	.431	.324	15
	Palm Beach	FSL	.000	2	6	0	0	0	0	0	0	0	0	0	2	0	0	0	.000	.000	0
Minor League Totals			.257	98	381	69	98	14	3	8	50	3	3	1	37	109	3	5	.373	.327	23

## GINGERY, Steven

LHP

**Height** - 6'1 **Bats** - R **Born** - 9/23/1997 at Huntington Beach, CA

**Weight** - 210 **Throws** - L **Resides** - Huntington Beach, CA

**SCHOOL** - Texas Tech University

**HOW OBTAINED** - Cardinals' 4th round selection (123rd overall) in the June, 2018 First-Year Player Draft.

**CAREER NOTES** - **2018**: Rated with the "Best Changeup" in the Cardinals organization by *Baseball America*.

**COLLEGE**: Injured and required Tommy John surgery after 2.1 innings in his first start of the collegiate season his junior year... was 14-3 with a 2.23 ERA and struck out 173 batters over 161.2 innings in his career...2017 Big XII Pitcher of the Year...was the first unanimous First Team All-American in Red Raiders baseball history in 2017 and ranked 5th in Division 1 with a 1.58 ERA.

YR	CLUB	LG	W-L	ERA	G	GS	CG	SHO	SV	IP	H	R	ER	HR	HB	BB	SO	WP	BK
19	GCL Cardinals	GCL	0-1	13.50	1	1	0	0	0	0.2	1	1	1	0	0	1	1	0	0
Minor League Totals			0-1	13.50	1	1	0	0	0	0.2	1	1	1	0	0	1	1	0	0



**GIULIANELLI, Ettore****RHP****Height** - 6'3 **Bats** - R **Born** - 3/30/2003 at Rimini, Italy**Weight** - 190 **Throws** - R **Resides** - Rimini, Italy**HOW OBTAINED** - Signed by the Cardinals as an International free agent on 9/3/2019.

YR	CLUB	LG	W-L	ERA	G	GS	CG	SHO	SV	IP	H	R	ER	HR	HB	BB	SO	WP	BK
2020 WILL BE HIS FIRST PROFESSIONAL SEASON																			

**GOMEZ, Dariel A.****1B****Height** - 6'5 **Bats** - L **Born** - 7/15/1996 at Santo Domingo, Dominican Republic**Weight** - 235 **Throws** - R **Resides** - Santo Domingo Este, Dominican Republic**HOW OBTAINED** - Signed by the Cardinals as an International free agent on 12/9/2013.**CAREER NOTES** - 2015: Ranked T9th among Cardinals minor leaguers with four triples.

YR	CLUB	LG	AVG	G	AB	R	H	2B	3B	HR	RBI	SH	SF	HP	BB	SO	SB	CS	SLG	OBP	E
14	INJURED -- DID NOT PLAY																				
15	DSL Cardinals	DSL	.262	49	149	20	39	8	4	0	19	3	4	3	26	41	0	2	.369	.374	5
16	DSL Cardinals	DSL	.234	43	141	13	33	14	1	0	24	0	1	1	25	25	0	0	.348	.351	5
17	GCL Cardinals	GCL	.240	35	104	16	25	4	0	2	12	0	2	3	17	30	0	0	.337	.357	4
18	Johnson City	Appy	.270	49	152	26	41	8	1	6	36	0	2	3	28	43	1	0	.454	.389	5
19	State College	NYP	.262	63	221	30	58	14	1	6	27	0	1	0	28	51	0	1	.416	.344	0
Minor League Totals			.256	239	767	105	196	48	7	14	118	3	10	10	124	190	1	3	.391	.362	19

**GOMEZ, Henry****RHP****Height** - 6'1 **Bats** - R **Born** - 10/17/2001 at Maracaibo, Venezuela**Weight** - 174 **Throws** - R **Resides** - Maracaibo, Venezuela**HOW OBTAINED** - Signed by the Cardinals as an International free agent on 7/28/2018

YR	CLUB	LG	W-L	ERA	G	GS	CG	SHO	SV	IP	H	R	ER	HR	HB	BB	SO	WP	BK
19	DSL Cardinals	DSL	1-1	4.14	11	10	0	0	0	45.2	52	26	21	2	4	12	29	2	0
Minor League Totals			1-1	4.14	11	10	0	0	0	45.2	52	26	21	2	4	12	29	2	0

**GOMEZ, Pablo D.****INF****Height** - 5'11 **Bats** - R **Born** - 9/4/1999 at Maimon, Dominican Republic**Weight** - 209 **Throws** - R **Resides** - Maimon, Dominican Republic**HOW OBTAINED** - Signed by the Cardinals as an International free agent on 9/15/2016.**CAREER NOTES** - 2017: Ranked 9th among Cardinals minor leaguers in batting (.300).

YR	CLUB	LG	AVG	G	AB	R	H	2B	3B	HR	RBI	SH	SF	HP	BB	SO	SB	CS	SLG	OBP	E
17	DSL Cardinals	DSL	.300	50	190	29	57	8	1	1	16	3	1	1	10	27	8	4	.368	.337	9
18	DSL Cardinals	DSL	.234	56	214	40	50	16	3	3	34	4	2	1	16	44	7	4	.374	.288	9
19	GCL Cardinals	GCL	.210	44	124	15	26	6	1	3	16	1	3	5	21	30	0	3	.340	.347	6
Minor League Totals			.252	150	528	84	133	29	5	7	66	8	6	7	47	101	15	11	.366	.318	24

## GONZALEZ, Derian

RHP

**Height** - 6'3 **Bats** - R **Born** - 1/31/1995 at Santa Barbara del Zulia, Venezuela

**Weight** - 215 **Throws** - R **Resides** - Santa Barbara del Zulia, Venezuela

**HOW OBTAINED** - Signed by the Cardinals as an International free agent on 9/12/2012.

**CAREER NOTES - CAREER:** Has only allowed seven total home runs over 1,575 total batters faced (366.2 career innings). Has three double-digit strikeout games in his career. **2018:** Was invited to Major League Spring Training...ranked as 7th Toughest to HR Off (141 TBF/0 HR) among Cardinals minor league players. **2017:** Was one of three pitchers in the Florida State League to throw a shutout...threw 24.0 consecutive scoreless innings (5/18-6/8)...made two relief appearances in the Florida State League playoffs helping Palm Beach (A) to an FSL co-Championship. **2016:** Struck out a career-high 10 batters twice, coming in his first start of the season (4/13 vs. Quad Cities) and last start (8/4 vs. Quad Cities). **2015:** Struck out 10 batters in a game for the first time (8/15 vs. GCL Mets)...led the Gulf Coast League in fewest walks/9 IP (2.29) and ranked among the league leaders in strikeouts (55, T-4th), innings pitched (55.1, 5th), lowest opponent BA (.267, 4th), strikeout/walk ratio (9.00, 2nd) and fewest baserunners/9 IP (12.71, 4th).

YR	CLUB	LG	W-L	ERA	G	GS	CG	SHO	SV	IP	H	R	ER	HR	HB	BB	SO	WP	BK
13	DSL Cardinals	DSL	1-2	4.83	12	6	0	0	2	41.0	40	26	22	0	2	28	40	12	1
14	DSL Cardinals	DSL	2-2	3.11	13	11	0	0	0	55.0	52	27	19	1	3	22	62	16	0
15	GCL Cardinals	GCL	3-5	4.23	11	10	0	0	0	55.1	61	30	26	0	3	16	55	6	1
16	Peoria	Mid	5-0	2.39	15	15	0	0	0	75.1	65	24	20	1	0	33	70	3	0
	Palm Beach	FSL	1-2	1.46	4	4	0	0	0	24.2	16	9	4	0	0	11	24	13	0
17	Palm Beach	FSL	4-7	4.33	18	15	1	1	0	79.0	78	40	38	5	3	30	72	8	0
	GCL Cardinals	GCL	0-0	3.00	2	2	0	0	0	3.0	5	2	1	0	0	0	6	1	0
18	Memphis	PCL	0-0	5.91	8	0	0	0	1	10.2	13	7	7	0	0	4	12	1	0
	GCL Cardinals	GCL	0-1	1.42	6	6	0	0	0	6.1	4	2	1	0	0	4	10	2	0
	Springfield	Tex	4-0	2.76	13	0	0	0	1	16.1	13	6	5	0	0	7	10	0	0
19	DID NOT PLAY -- INJURED																		
Minor League Totals			20-19	3.51	102	69	1	1	4	366.2	347	173	143	7	11	155	361	62	2

## GONZALEZ, Edgar

RHP

**Height** - 6'1 **Bats** - R **Born** - 12/22/1996 at Mountain View, CA

**Weight** - 188 **Throws** - R **Resides** - Mountain View, CA

**SCHOOL** - Fresno State University

**HOW OBTAINED** - Cardinals 6th round selection (183rd overall) in the June 2018 First-Year Player Draft.

**CAREER NOTES - 2019:** Ranked among Cardinals minor league pitchers in strikeouts (110, 9th) and games started (24, T7th)...his 15 losses led the Florida State League and set the Palm Beach single-season franchise record. **2018:** Ranked as 8th Toughest to HR Off (139 TBF/0 HR) among Cardinals minor league pitchers.

YR	CLUB	LG	W-L	ERA	G	GS	CG	SHO	SV	IP	H	R	ER	HR	HB	BB	SO	WP	BK
18	GCL Cardinals	GCL	1-1	4.99	20	1	0	0	2	30.2	40	17	17	0	0	10	31	4	1
19	Palm Beach	FSL	6-15*	5.23	25	24	0	0	1	115.1	134	80	67	6	6	65	110	18	0
	Memphis	PCL	0-0	0.00	1	0	0	0	0	1.2	1	0	0	0	1	1	0	0	0
Minor League Totals			7-16	5.12	46	25	0	0	3	147.2	175	97	84	6	7	76	141	22	1

**gonzalez, Yariel R.****Height** - 6'1      **Bats** - S      **Born** - 6/1/1994 at Mayaguez, Puerto Rico**Weight** - 202      **Throws** - R      **Resides** - Stillwater, OK**SCHOOL** - University of Science & Arts (OK)**HOW OBTAINED** - Signed as a non-drafted free agent, 6/16/2016

**CAREER NOTES** - **2019:** Ranked among Cardinals minor league leaders in hits (118, T5th), home runs (15, T5th) and RBI (72, 4th)...named Comeback Player of the Year in the Puerto Rico Winter League...Texas League Player of the Week (7/8-14)...collected a multi-home run game vs. Corpus Christi (7/28). **2018:** Named a Midwest League Mid-Season and Post-Season All-Star...started at first base and batted 2nd for the West Squad going 1-for-4 with two runs playing all nine innings...named Midwest League Player of the Week (7/23-29)...batted .356 (32-90) with 8 HR and 26 RBI over 24 games in July...ranked among Cardinals minor leaguers in hits (123, 6th), doubles (23, T-9th) and RBI (64, T-6th)...batted .438 (7-16) with a double in the Midwest League playoffs. **2017:** Led the New York-Penn League with 42 RBI, tied for the league lead with five sacrifice flies, ranked 3rd in batting (.305) and 5th in hits (65)...ranked 5th among Cardinals minor leaguer in batting...ran off the longest road hitting streak in the New York-Penn League at 15 games (.391, 25-64) from 7/20-8/20.

**MISC:** Transferred to University of Science & Arts from Oklahoma Baptist University.

YR	CLUB	LG	AVG	G	AB	R	H	2B	3B	HR	RBI	SH	SF	HP	BB	SO	SB	CS	SLG	OBP	E
16	Johnson City	Appy	.308	19	78	10	24	9	0	1	11	0	1	0	6	10	0	0	.462	.353	6
	State College	NYP	.260	22	77	3	20	4	0	0	9	1	2	0	10	15	2	0	.312	.337	1
17	State College	NYP	.305	56	213	27	65	12	0	2	*42	0	+5	2	18	33	2	2	.390	.357	12
18	Peoria	Mid	.311	107	395	51	123	23	1	11	64	0	7	1	31	58	3	1	.458	.357	9
19	Palm Beach	FSL	.260	57	215	17	56	10	0	1	21	0	2	0	17	30	2	1	.321	.312	3
	Springfield	Tex	.274	56	215	30	59	10	0	11	45	0	1	1	17	34	3	4	.474	.329	3
	Memphis	PCL	.136	7	22	3	3	0	0	3	6	1	0	0	3	6	0	0	.545	.240	0
Minor League Totals			.288	324	1215	141	350	68	1	29	198	2	18	4	102	186	12	8	.417	.341	34

**GRAGG, Logan S.****Height** - 6'5      **Bats** - R      **Born** - 8/8/1998 at Springdale, AR**Weight** - 198      **Throws** - R      **Resides** - Prairie Grove, AR**SCHOOL** - Oklahoma State University**HOW OBTAINED** - Cardinals' 8th round selection (245th overall) in the June, 2019 First-Year Player Draft

**CAREER NOTES** - **2020:** Participated in early workouts and seminars as part of the Cardinals two-week Instructional Camp in January. **COLLEGE:** Played two seasons at Connors State Junior College before transferring to play for head coach Josh Holliday, brother of former Cardinals outfielder Matt Holliday, at Oklahoma State...was 11-2 with a 2.50 ERA at Connors State before requiring Tommy John surgery...recovered quickly and was 6-0 with a 2.06 ERA his sophomore season. **MISC:** Majored in Livestock Merchandise and had aspirations of becoming a farmer outside of his baseball career.

YR	CLUB	LG	W-L	ERA	G	GS	CG	SHO	SV	IP	H	R	ER	HR	HB	BB	SO	WP	BK
19	State College	NYP	0-0	2.45	8	0	0	0	2	11.0	8	5	3	1	0	3	15	0	0
	Peoria	Mid	0-3	3.38	9	8	0	0	1	34.2	37	17	13	3	0	12	35	0	0
Minor League Totals			0-3	3.15	17	8	0	0	3	45.2	45	22	16	4	0	15	50	0	0

**GREEN, Anthony J.****Height** - 6'4      **Bats** - R      **Born** - 10/15/1997 at Florissant, MO**Weight** - 216      **Throws** - R      **Resides** - St. Louis, MO**SCHOOL** - Jefferson College (MO)**HOW OBTAINED** - Cardinals' 33rd round selection (995th overall) in the June, 2019 First-Year Player Draft.

**CAREER NOTES** - **COLLEGE:** Was a two-way player at Jefferson appearing in 43 games primarily at first base batting .367 with 5 HR and 33 RBI, and was 3-0 with a 3.91 ERA in four starts (5 app.) striking out 29 batters over 23.0 innings.

YR	CLUB	LG	W-L	ERA	G	GS	CG	SHO	SV	IP	H	R	ER	HR	HB	BB	SO	WP	BK
19	GCL Cardinals	GCL	1-2	5.04	10	4	0	0	0	30.1	39	20	17	2	2	14	28	4	0
Minor League Totals			1-2	5.04	10	4	0	0	0	30.1	39	20	17	2	2	14	28	4	0

INF

RHP

RHP

## GUAY, William P. (Will)

RHP

**Height** - 6'3 **Bats** - R **Born** - 5/30/1997 at Palm Beach Gardens, FL

**Weight** - 224 **Throws** - R **Resides** - West Palm Beach, FL

**SCHOOL** - Concord University (WV)

**HOW OBTAINED** - Cardinals' 24th round selection (725th overall) in the June, 2019 First-Year Player Draft.

**CAREER NOTES** - 2019: Ranked 4th among Cardinals minor league pitchers in strikeouts/9 IP (12.3) and T3rd in the Appalachian League with four saves...went 2-0 with a 1.80 ERA over five innings in two Appalachian League playoff appearances. **COLLEGE**: First Team All-Mountain East in 2019...set the school record with 82 strikeouts in a single-season including three double-digit strikeout games.

YR	CLUB	LG	W-L	ERA	G	GS	CG	SHO	SV	IP	H	R	ER	HR	HB	BB	SO	WP	BK
19	Johnson City	Appy	1-1	2.35	16	3	0	0	4	30.2	26	12	8	3	2	14	42	1	0
Minor League Totals			1-1	2.35	16	3	0	0	4	30.2	26	12	8	3	2	14	42	1	0

## GUERRERO, Diorys

LHP

**Height** - 6'1 **Bats** - L **Born** - 2/1/2001 at Santo Domingo, Dominican Republic

**Weight** - 170 **Throws** - L **Resides** - Santo Domingo, Dominican Republic

**HOW OBTAINED** - Signed by the Cardinals as an International free agent on 11/20/2018

**CAREER NOTES** - 2019: Ranked 3rd among Cardinals minor league pitchers in Toughest to HR Off (176 TBF).

YR	CLUB	LG	W-L	ERA	G	GS	CG	SHO	SV	IP	H	R	ER	HR	HB	BB	SO	WP	BK
19	DSL Cardinals	DSL	0-3	6.51	11	11	0	0	0	37.1	40	32	27	0	4	21	36	18	3
Minor League Totals			0-3	6.51	11	11	0	0	0	37.1	40	32	27	0	4	21	36	18	3

## GUERRERO, Justin

C

**Height** - 6'1 **Bats** - R **Born** - 5/20/2003 at Santo Domingo, DR

**Weight** - 195 **Throws** - R **Resides** - Santo Domingo, DR

**HOW OBTAINED** - Signed by the Cardinals as an International free agent on 7/2/2019

YR	CLUB	LG	AVG	G	AB	R	H	2B	3B	HR	RBI	SH	SF	HP	BB	SO	SB	CS	SLG	OBP	E
2020 WILL BE HIS FIRST PROFESSIONAL SEASON																					

## GUZMAN, Frankely

RHP

**Height** - 6'2 **Bats** - R **Born** - 6/18/2003 at Esperanza Mao, Dominican Republic

**Weight** - 155 **Throws** - R **Resides** - Esperanza Mao, Dominican Republic

**HOW OBTAINED** - Signed by the Cardinals as an International free agent on 2/7/2019

HOW OBTAINED: Signed by the Cardinals as an international free agent on 2/27/2019																			
YR	CLUB	LG	W-L	ERA	G	GS	CG	SHO	SV	IP	H	R	ER	HR	HB	BB	SO	WP	BK
2020 WILL BE HIS FIRST PROFESSIONAL SEASON																			

## GUZMAN, Raul

3B

**Height** - 6'0 **Bats** - R **Born** - 9/14/2002 at Santiago, Dominican Republic

**Weight** - 175 **Throws** - R **Resides** - Santiago, Dominican Republic

**HOW OBTAINED** - Signed by the Cardinals as an International free agent on 7/2/2019

YR	CLUB	LG	AVG	G	AB	R	H	2B	3B	HR	RBI	SH	SF	HP	BB	SO	SB	CS	SLG	OBP	E
2020 WILL BE HIS FIRST PROFESSIONAL SEASON																					

## HART, Thomas A.

RHP

**Height** - 6'2 **Bats** - R **Born** - 12/5/2000 at Little Elm, TX

**Weight** - 188 **Throws** - R **Resides** - Frisco, TX

**SCHOOL** - Wakeland High School

**HOW OBTAINED** - Cardinals' 16th round selection (485th overall) in the June, 2019 First-Year Player Draft

**CAREER NOTES** - College commitment to Howard College (San Angelo, TX)

YR	CLUB	LG	W-L	ERA	G	GS	CG	SHO	SV	IP	H	R	ER	HR	HB	BB	SO	WP	BK
19	GCL Cardinals	GCL	2-2	7.59	12	1	0	0	0	21.1	18	19	18	4	4	24	11	4	0
Minor League Totals			2-2	7.59	12	1	0	0	0	21.1	18	19	18	4	4	24	11	4	0

**HELLWEG, Johnny D.****RHP****Height** - 6'7 **Bats** - R **Born** - 10/29/1988 at Ann Arbor, MI**Weight** - 208 **Throws** - R **Resides** - O'Fallon, MO**SCHOOL** - Florida State College at Jacksonville**HOW OBTAINED** - Signed by the Cardinals as a minor league free agent, 1/30/2020

**CAREER NOTES** - **2013:** Pacific Coast League Pitcher of the Year...PCL Postseason All-Star...MiLB.com Organization All-Star...led the PCL in opponent BA (.228) and winning percentage (.706); while ranking in the Top 10 in wins (12, 2nd), ERA (3.15, 2nd) and games started (23, T8th). **2012:** Arizona Fall League All-Star...Texas League Pitcher of the Week (7/10-16).

YR	CLUB	LG	W-L	ERA	G	GS	CG	SHO	SV	IP	H	R	ER	HR	HB	BB	SO	WP	BK
08	AZL Angels	Ariz	1-0	4.98	14	3	0	0	0	21.2	19	28	12	1	3	38	25	19	3
09	Cedar Rapids	Mid	0-0	1.35	5	0	0	0	2	6.2	4	3	1	0	2	7	7	2	0
	AZL Angels	ARIZ	2-1	2.96	18	0	0	0	6	24.1	16	8	8	0	4	8	25	7	1
10	Cedar Rapids	Mid	2-4	4.33	41	0	0	0	16	43.2	20	21	21	2	4	45	66	9	0
11	Inland Empire	Cal	6-4	3.73	28	14	0	0	0	89.1	75	43	37	2	15	59	113	12	1
12	Arkansas	Tex	5-10	3.38	21	21	1	0	0	119.2	105	52	45	8	13	60	88	14	2
	Huntsville	Sou	2-1	2.70	7	2	0	0	0	20.0	16	7	6	0	1	15	17	3	1
13	Milwaukee	Nat	1-4	6.75	8	7	0	0	0	30.2	40	30	23	3	8	26	9	4	0
	Nashville	PCL	12-5	3.15	23	23	0	0	0	125.2	103	55	44	6	14	81	89	13	1
	Wisconsin	Mid	1-0	3.00	1	1	0	0	0	6.0	5	2	2	0	1	2	4	0	0
14	Nashville	PCL	1-2	4.95	4	4	0	0	0	20.0	21	11	11	1	2	15	12	1	0
15	Biloxi	Soul	0-4	9.60	5	5	0	0	0	15.0	20	26	16	4	5	22	11	3	0
	Brevard County	FSL	1-6	4.89	11	11	0	0	0	46.0	43	33	25	2	6	30	28	8	1
16	El Paso	PCL	0-1	10.80	4	0	0	0	0	3.1	6	4	4	0	2	5	5	0	0
	San Antonio	Tex	1-4	10.97	6	6	0	0	0	21.1	32	27	26	2	5	14	12	6	0
17	Altoona	East	0-1	4.50	4	0	0	0	0	6.0	5	3	3	2	1	1	6	1	0
18	Indianapolis	Int	1-1	1.33	24	0	0	0	11	27.0	18	6	4	0	2	13	25	3	1
	Hiroshima	JPWL	1-0	2.40	14	-	0	0	0	15.0	14	4	4	0	4	11	15	3	1
	Hiroshima	JPCL	0-0	1.13	7	0	0	0	0	8.0	4	1	1	0	1	5	10	0	0
19	Hiroshima	JPWL	2-1	3.38	30	-	0	0	3	29.1	15	16	11	0	2	16	24	2	0
	Hiroshima	JPCL	1-0	0.00	5	-	0	0	0	3.2	2	0	0	0	0	1	2	0	0
Major League Totals			1-4	6.75	8	7	0	0	0	30.2	40	30	23	3	8	26	9	4	0
Minor League Totals			35-44	4.00	216	90	1	0	35	595.2	508	329	265	30	80	415	533	101	11
Foreign Totals			4-1	3.10	59	0	0	0	3	58.0	37	25	20	0	7	37	51	8	1
Independent Totals			1-0	0.77	12	0	0	0	0	11.2	6	1	1	0	1	6	12	0	0

**HEREDIA, Nathanael****LHP****Height** - 6'3 **Bats** - L **Born** - 9/10/2000 at San Pedro De Macoris, Dominican Republic**Weight** - 218 **Throws** - L **Resides** - Hato Mayor del Rey, Dominican Republic**HOW OBTAINED** - Signed by the Cardinals as an International free agent on 1/10/2018**CAREER NOTES** - **2019:** Ranked 6th among Cardinals minor league pitchers with a .239 opponent BA.

YR	CLUB	LG	W-L	ERA	G	GS	CG	SHO	SV	IP	H	R	ER	HR	HB	BB	SO	WP	BK
18	DID NOT PLAY -- SUSPENDED																		
19	GCL Cardinals	GCL	5-4	3.83	12	7	0	0	0	49.1	43	27	21	2	7	35	48	5	6
	State College	NYP	0-0	27.00	1	1	0	0	0	0.2	2	5	2	1	0	3	1	1	2
Minor League Totals			5-4	4.14	13	8	0	0	0	50.0	45	32	23	3	7	38	49	6	8

**HEREDIA, Roblin****C****Height** - 6'0 **Bats** - L **Born** - 7/22/2002 at Cumana, Venezuela**Weight** - 212 **Throws** - R **Resides** - Cumana, Venezuela**HOW OBTAINED** - Signed by the Cardinals as an International free agent on 4/17/2019

YR	CLUB	LG	AVG	G	AB	R	H	2B	3B	HR	RBI	SH	SF	HP	BB	SO	SB	CS	SLG	OBP	E
19	DSL Cardinals	DSL	.231	41	147	24	34	4	4	1	27	1	2	3	28	46	5	1	.333	.361	7
Minor League Totals			.231	41	147	24	34	4	4	1	27	1	2	3	28	46	5	1	.333	.361	7



## HERGET, Kevin R.

RHP

Height - 5'10 Bats - R Born - 4/3/91 at Teaneck, NJ

Weight - 200 Throws - R Resides - Hillsborough, NJ

SCHOOL - Kean (NJ) University

HOW OBTAINED - Cardinals' 39th round selection (1,175th overall) in the June, 2013 First-Year Player Draft

**CAREER NOTES - CAREER:** Has a .769 winning percentage (39-20) over 212 career games in his seven-year career. **2018:** Posted the lowest walk/9 IP among Pacific Coast League starting pitchers (1.82) and ranked 5th in fewest baserunners/9 IP (11.99)...posted two double-digit strikeout games fanning 10 over 7.0 IP vs. Reno (6/8) and 11 in a complete game effort vs. Iowa (7/19). **2017:** Was 0-1 with an 0.69 ERA in the Pacific Coast League playoffs...struck out 15 batters over 8.0 scoreless innings in a no decision in Game 2 of the PCL Championship round, the Cardinals went on to win 2-0 in 11 innings...his 18 strikeouts in the playoffs led all participants. **2016:** Ranked among Cardinals minor league pitchers in appearances (49, T2nd), saves (16, 2nd), strikeout to walk ratio (5.74, 4th), Toughest to HR Off (249.0 TBF/HR) and WHIP (0.99, 3rd)...did not allow a run in his first 12 appearances of the season (23.0 IP) at Palm Beach. **2015:** Ranked T9th among Cardinals minor league pitchers in saves (7)...fired 5.0 perfect innings in relief with six strikeouts at Lakeland (4/16)...29-of-42 appearances were four outs or more. **2014:** Ranked 4th among Midwest League relievers with an 11.37 strikeouts/9 IP...struck out seven batters in relief on two different occasions (5/2 at Cedar Rapids 3.0 IP & 7/11 at Burlington 2.1 IP)...fired a season-high 5.0 innings in relief vs. Kane County (8/4) allowing two hits and fanning six. **2013:** Tied for the New York-Penn League lead with seven wins.

YR	CLUB	LG	W-L	ERA	G	GS	CG	SHO	SV	IP	H	R	ER	HR	HB	BB	SO	WP	BK
13	State College	NYP	+7-0	2.89	14	8	0	0	0	53.0	63	20	17	2	5	8	36	1	0
14	Peoria	Mid	6-3	2.81	35	1	0	0	2	67.1	59	29	21	6	1	27	85	10	0
	Palm Beach	FSL	2-0	2.00	7	0	0	0	2	9.0	8	3	2	0	0	2	9	2	0
15	Springfield	Tex	0-1	10.13	4	0	0	0	0	8.0	14	9	9	2	0	2	3	0	0
	Palm Beach	FSL	5-1	1.75	38	0	0	0	7	67.0	54	17	13	0	1	16	71	5	1
16	Palm Beach	FSL	0-0	0.00	12	0	0	0	6	23.0	5	0	0	0	1	1	21	0	0
	Memphis	PCL	0-0	0.00	1	0	0	0	0	1.1	2	0	0	0	0	1	1	0	0
	Springfield	Tex	5-0	3.32	36	0	0	0	10	38.0	42	23	14	1	2	11	39	4	0
17	Springfield	Tex	1-2	1.86	13	0	0	0	5	19.1	17	4	4	1	1	3	21	1	0
	Memphis	PCL	4-2	4.62	22	9	0	0	0	62.1	68	35	32	7	3	21	60	5	1
18	Memphis	PCL	9-11	4.61	28	22	1	0	0	138.2	153	76	71	21	1	34	121	4	0
19	GCL Cardinals	GCL	0-0	6.00	2	1	0	0	0	3.0	3	2	2	1	0	0	4	0	0
Minor League Totals			39-20	3.40	212	41	1	0	32	490.0	488	218	185	41	15	126	471	32	

## HERNANDEZ, Brandon

3B

Height - 6'0 Bats - L Born - 8/21/01 at Montreal, Quebec, Canada

Weight - 193 Throws - R Resides - Montreal, Quebec, Canada

HOW OBTAINED - Signed by the Cardinals as an International free agent on 10/27/2018

YR	CLUB	LG	AVG	G	AB	R	H	2B	3B	HR	RBI	SH	SF	HP	BB	SO	SB	CS	SLG	OBP	E
19	DSL Cardinals	DSL	.271	38	140	19	38	9	2	1	20	0	0	6	21	41	2	2	.386	.389	8
Minor League Totals			.271	38	140	19	38	9	2	1	20	0	0	6	21	41	2	2	.386	.389	8

## HERNANDEZ, Francisco A.

3B

Height - 5'11 Bats - R Born - 10/8/99 at Montreal, Quebec, Canada

Weight - 201 Throws - R Resides - Montreal, Quebec, Canada

HOW OBTAINED - Signed by the Cardinals as an International free agent on 7/3/2017

**CAREER NOTES - 2018:** Scored in six straight games (8/7-11). **2017:** Cracked two solo home runs vs. DSL Rockies (7/27).

YR	CLUB	LG	AVG	G	AB	R	H	2B	3B	HR	RBI	SH	SF	HP	BB	SO	SB	CS	SLG	OBP	E
17	DSL Cardinals	DSL	.200	27	90	14	18	1	0	3	10	0	2	4	3	26	1	3	.311	.253	11
18	DSL Cardinals	DSL	.293	64	222	48	65	14	2	3	37	2	4	8	33	56	3	7	.414	.397	16
19	Palm Beach	FSL	.167	2	6	1	1	1	0	0	1	0	0	0	3	0	0	0	.333	.167	1
	GCL Cardinals	GCL	.226	40	146	20	33	8	0	7	21	0	1	4	14	31	4	2	.425	.309	11
Minor League Totals			.252	133	464	83	117	24	2	13	69	2	7	16	50	116	8	12	.397	.341	39

**HERNANDEZ, Maikel****Height** - 6'0 **Bats** - R **Born** - 2/2/2003 at Maracay, Venezuela**Weight** - 163 **Throws** - R **Resides** - Maracay, Venezuela**HOW OBTAINED** - Signed by the Cardinals as an International free agent on 7/2/2019.

YR	CLUB	LG	AVG	G	AB	R	H	2B	3B	HR	RBI	SH	SF	HP	BB	SO	SB	CS	SLG	OBP	E
2020 WILL BE HIS FIRST PROFESSIONAL SEASON																					

**HERRERA, Victor****Height** - 6'2 **Bats** - R **Born** - 2/16/2002 at Santo Domingo, Dominican Republic**Weight** - 175 **Throws** - R **Resides** - Santo Domingo, Dominican Republic**HOW OBTAINED** - Signed by the Cardinals as an International free agent on 9/1/2018

YR	CLUB	LG	W-L	ERA	G	GS	CG	SHO	SV	IP	H	R	ER	HR	HB	BB	SO	WP	BK
2020 WILL BE HIS FIRST PROFESSIONAL SEASON																			

**HOLBA, Christopher J. (Chris)****Height** - 6'3 **Bats** - S **Born** - 8/31/96 at Sindelfingen, Germany**Weight** - 206 **Throws** - R **Resides** - Mount Pleasant, SC**SCHOOL** - East Carolina University**HOW OBTAINED** - Cardinals 11th round selection (333rd overall) in the June, 2018 First-Year Player Draft.**CAREER NOTES - COLLEGE:** Named First Team All-American Athletic Conference in 2018...opened his junior season on a 25.1 scoreless inning streak...played for the Bourne Braves in the 2017 Cape Cod League.**MISC:** Played on the 2009 Little League World Series qualifying team from Europe (KMC, Ramstein Air Base, Germany) hitting a grand slam against Canada...his father, Colonel Bob Holba, played baseball and football at the United States Air Force Academy...his uncles Tom (Michigan State, football) and Michael (Notre Dame, baseball) both played collegiate sports.

YR	CLUB	LG	W-L	ERA	G	GS	CG	SHO	SV	IP	H	R	ER	HR	HB	BB	SO	WP	BK
18	State College	NYP	3-3	5.05	12	10	0	0	0	46.1	52	33	26	3	6	11	39	0	0
19	DID NOT PLAY -- INJURED																		
Minor League Totals			3-3	5.05	12	10	0	0	0	46.1	52	33	26	3	6	11	39	0	0

**HURST, Scott A.****Height** - 5'10 **Bats** - L **Born** - 3/25/1996 at Glendora, CA**Weight** - 173 **Throws** - R **Resides** - Glendora, CA**SCHOOL** - California State University, Fullerton**HOW OBTAINED** - Cardinals 3rd round selection (94th Overall) in the June, 2017 First-Year Player Draft.**CAREER NOTES - 2020:** Participated in early workouts and seminars as part of the Cardinals two-week Instructional Camp in January. **2019:** Participated in early workouts and seminars as part of the Cardinals Spring Training Early Program (S.T.E.P.) **2018:** Batted .312, ranking T-9th among Cardinals minor leaguers...hit safely in 22 straight home games (5/1-6/24). **2017:** Ranked T3rd in the New York-Penn League with six triples and T6th among Cardinals minor leaguers...had seven outfield assists and tied for the league lead in double plays converted among NY-Penn League outfielders.**COLLEGE:** Named First Team All-Big West...led the Titans with 12 home runs his junior (2017) season...played in two games in the College World Series.**MISC:** Was the Cardinals first selection in the 2017 draft.

YR	CLUB	LG	AVG	G	AB	R	H	2B	3B	HR	RBI	SH	SF	HP	BB	SO	SB	CS	SLG	OBP	E
17	State College	NYP	.282	55	213	36	60	11	6	3	21	2	2	3	22	58	6	4	.432	.354	0
18	GCL Cardinals	GCL	.400	5	15	5	6	3	0	0	2	0	0	0	5	2	2	0	.600	.550	1
	Peoria	Mid	.295	49	190	28	56	11	1	3	25	0	4	3	19	41	7	4	.411	.361	2
	Palm Beach	FSL	.354	14	48	10	17	6	0	1	9	0	1	0	8	10	1	0	.542	.439	0
19	Springfield	Tex	.191	45	141	18	27	9	0	1	13	3	0	0	17	46	1	0	.277	.278	2
	Palm Beach	FSL	.233	63	223	23	52	4	1	4	20	1	1	1	18	61	1	3	.314	.292	1
Minor League Totals			.263	231	830	120	218	44	8	12	90	6	8	7	89	218	18	11	.378	.336	6

C

RHP

RHP

MINOR LEAGUE PLAYERS

OF

## INOA, Albert

INF

**Height** - 5'11 **Bats** - R **Born** - 12/04/2001 at Mao, Dominican Republic

**Weight** - 170 **Throws** - R **Resides** - Mao, Dominican Republic

**HOW OBTAINED** - Signed by the Cardinals as an International free agent on 3/26/2019

**CAREER NOTES - 2019:** Led Cardinals minor league leaders in on-base pct. (.455) and ranked in the Top 10 in batting (.306, 6th), walks (52, 7th), stolen bases (14, 8th) and OPS (.839, 10th)...ranked among Dominican Summer League leaders in walks (52, 4th), runs (54, 9th) and on-base pct. (.455, 6th)...drew a career-high four walks vs. DSL Brewers (7/22)...scored a career-high four runs at DSL Diamondbacks (6/22).

YR	CLUB	LG	AVG	G	AB	R	H	2B	3B	HR	RBI	SH	SF	HP	BB	SO	SB	CS	SLG	OBP	E
19	DSL Cardinals	DSL	.306	59	216	54	66	10	2	1	25	2	1	8	52	47	14	5	.384	.455	22
Minor League Totals			.306	59	216	54	66	10	2	1	25	2	1	8	52	47	14	5	.384	.455	22

## JACKSON, Zachary T. (Zach)

C

**Height** - 6'3 **Bats** - L **Born** - 5/24/1998 at Haines City, FL

**Weight** - 204 **Throws** - R **Resides** - Haines City, FL

**SCHOOL** - Winter Haven (FL) High School

**HOW OBTAINED** - Cardinals 6th round selection (184th Overall) in the June, 2017 First-Year Player Draft

**CAREER NOTES - CAREER:** Has thrown out 37.0% (37 CS/100 SB ATT) of attempted base stealers in his career. **2019:** Threw out 50.0% (19 CS/38 SB ATT) of attempted base stealers...participated in early workouts and seminars as part of the Cardinals Spring Training Early Program (S.T.E.P.) **2018:** Threw out 27.9% (12 CS/43 SB ATT) of attempted base stealers. **2017:** Threw out 31.6% (6 CS/19 SB ATT) of attempted base stealers. **COLLEGE:** Signed his college letter of intent to the University of Florida.

YR	CLUB	LG	AVG	G	AB	R	H	2B	3B	HR	RBI	SH	SF	HP	BB	SO	SB	CS	SLG	OBP	E
17	GCL Cardinals	GCL	.098	14	41	2	4	0	0	0	5	0	1	0	10	20	0	0	.098	.269	2
18	Johnson City	Appy	.239	44	155	15	37	13	0	3	24	0	2	1	26	63	1	1	.381	.348	4
	Palm Beach	FSL	.500	2	6	1	3	0	0	0	0	0	0	0	0	2	0	0	.500	.500	0
19	Peoria	Mid	.154	7	26	3	4	1	0	2	2	0	0	0	0	11	0	0	.423	.154	1
	Johnson City	Appy	.171	44	158	27	27	6	1	5	29	0	2	2	25	58	1	0	.316	.289	3
Minor League Totals			.194	111	386	48	75	20	1	10	60	0	5	3	61	154	2	1	.329	.305	10

## JAQUEZ, Jesus

RHP

**Height** - 6'3 **Bats** - R **Born** - 12/26/2001 at Villa Mella, Dominican Republic

**Weight** - 207 **Throws** - R **Resides** - Villa Mella, Dominican Republic

**HOW OBTAINED** - Signed by the Cardinals as an International free agent, 1/8/2019

YR	CLUB	LG	W-L	ERA	G	GS	CG	SHO	SV	IP	H	R	ER	HR	HB	BB	SO	WP	BK
19	DSL Cardinals	DSL	0-0	8.84	12	0	0	0	0	18.1	24	22	18	3	2	11	11	3	0
Minor League Totals			0-0	8.84	12	0	0	0	0	18.1	24	22	18	3	2	11	11	3	0

## JEW, Thomas D. (Tommy)

OF

**Height** - 6'1 **Bats** - R **Born** - 10/26/1997 at Walnut Creek, CA

**Weight** - 189 **Throws** - R **Resides** - San Ramon, CA

**SCHOOL** - University of California-Santa Barbara

**HOW OBTAINED** - Cardinals' 13th round selection (395th overall) in the June, 2019 First-Year Player Draft.

**CAREER NOTES - COLLEGE:** Back-to-back first team All-Big West in 2018 & 2019, first Gaucho to accomplish the feat since 2001...ranked T-16th in the NCAA in triples with six in 2019...during the summer of 2017 was named New England Collegiate Baseball League MVP and Top Prospect.

**PREP:** Academically and athletically sound as a prep. Was a four-time NCS Scholar Athlete and a multi-sport high school athlete in basketball and football earning First Team All-League kicker in football. Set the high school's record for batting average, OPS and doubles.

YR	CLUB	LG	AVG	G	AB	R	H	2B	3B	HR	RBI	SH	SF	HP	BB	SO	SB	CS	SLG	OBP	E
19	DID NOT PLAY -- INJURED																				

**JIMENEZ, Ludwin****Height** - 6'2 **Bats** - R**Weight** - 184 **Throws** - R**Born** - 8/9/2001 Santo Domingo, Dominican Republic**Resides** - Santo Domingo, Dominican Republic**HOW OBTAINED** - Signed by the Cardinals as an International free agent, 2/15/2018**CAREER NOTES** - **2020**: Was one of three members of the second graduating class from High School in the St. Louis Cardinals Academy in Dominican Republic.

YR	CLUB	LG	W-L	ERA	G	GS	CG	SHO	SV	IP	H	R	ER	HR	HB	BB	SO	WP	BK
18	DSL Cardinals	DSL	4-4	3.55	14	12	1	1	1	63.1	57	40	25	4	5	18	69	11	0
19	Palm Beach	FSL	0-0	7.71	1	0	0	0	0	2.1	3	2	2	0	0	1	2	2	0
	GCL Cardinals	GCL	2-4	4.59	10	7	0	0	0	51.0	48	29	26	6	3	24	51	6	1
	DSL Cardinals	DSL	2-1	3.15	4	4	0	0	0	20.0	21	7	7	1	1	7	13	1	0
Minor League Totals			8-9	3.95	29	23	1	1	1	136.2	129	78	60	11	9	50	135	20	1

**RHP****JONES, Connor W.****Height** - 6'3 **Bats** - R**Weight** - 220 **Throws** - R**Born** - 10/10/1994 at Hartford, CT**Resides** - Chesapeake, VA**SCHOOL** - University of Virginia**HOW OBTAINED** - Cardinals 2nd round selection (70th overall) in the June, 2016 First-Year Player Draft.**CAREER NOTES** - **2019**: Ranked T2nd among Cardinals minor league pitchers with nine saves and T9th with 43 appearances. **2018**: Texas League Mid-Season All-Star...pitched for Surprise in the Arizona Fall League...ranked T2nd in the Texas League with 13 double plays induced. **2017**: Induced 16 ground into double plays, T-2nd in the FSL...threw 6.0 innings allowing one unearned run in the FSL playoffs. **2016**: Threw 2.0 scoreless innings in one relief appearance in the NY-Penn League semifinals.**COLLEGE**: Was in the starting rotation of the 2016 National Champion Virginia Cavaliers Baseball Team.**PREP**: Compiled a 22-3 record with a 1.68 ERA over his high school career at Great Bridge HS, the same high school which produced Justin Upton and Michael Cuddyer.**MISC**: Originally drafted by the San Diego Padres in the 21st round of the 2013 MLB Draft, but did not sign...his grandfather, Jim Durham, played college baseball at Rider (NJ) University and his aunt, Kris Durham, played college basketball at Tennessee and Seton Hall.

YR	CLUB	LG	W-L	ERA	G	GS	CG	SHO	SV	IP	H	R	ER	HR	HB	BB	SO	WP	BK
16	State College	NYP	0-0	4.22	7	0	0	0	1	10.2	15	6	5	0	0	2	8	1	0
	Cardinals	GCL	0-0	2.25	4	0	0	0	0	4.0	3	1	1	0	0	1	3	0	0
17	Springfield	Tex	1-0	2.70	1	1	0	0	0	6.2	6	2	2	1	0	3	2	0	0
	Palm Beach	FSL	8-5	3.97	24	21	0	0	1	113.1	120	60	50	3	6	49	76	9	2
18	Memphis	PCL	1-0	6.46	4	4	0	0	0	15.1	20	14	11	1	4	14	16	3	0
	Springfield	Tex	5-5	3.80	22	17	0	0	0	94.2	96	48	40	4	9	51	66	7	0
19	Memphis	PCL	0-0	0.00	1	0	0	0	0	2.0	0	0	0	0	0	0	1	0	0
	Springfield	Tex	1-1	4.66	42	0	0	0	9	48.1	54	29	25	5	3	35	49	11	0
Minor League Totals			16-11	4.09	105	43	0	0.0	11	295	314	160	134	14	22	155	221	31	2

**RHP****JUSTO, Francisco****Height** - 6'4 **Bats** - R**Weight** - 210 **Throws** - R**Born** - 10/12/1998 at San Francisco de Macoris, Dominican Republic**Resides** - Bronx, NY**SCHOOL** - Monroe (NY) College**HOW OBTAINED** - Cardinals 12th round selection (363rd overall) in the June, 2018 First-Year Player Draft.**CAREER NOTES** - **2019**: Ranked 7th among Cardinals minor league pitchers with a 1.06 WHIP...made one start in the Appalachian League playoffs allowing two runs in 4.1 innings for a no decision...ranked T5th in the Appalachian League in innings pitched (54.0).**COLLEGE**: First Monroe College Mustang to be named to the JUCO All-Tournament Team...posted a 10-0 record with a 2.01 ERA (15th in the Nation) and ranked 6th in the nation with a 15.2 strikeouts/9 IP (121 K's)...named to the NJCAA Division1 All-Region XV Team.

YR	CLUB	LG	W-L	ERA	G	GS	CG	SHO	SV	IP	H	R	ER	HR	HB	BB	SO	WP	BK
18	GCL Cardinals	GCL	0-1	5.46	13	4	0	0	2	28.0	29	20	17	6	1	10	25	1	0
19	Johnson City	Appy	3-2	3.83	12	8	0	0	0	54.0	45	28	23	4	3	12	43	1	1
Minor League Totals			3-3	4.39	25	12	0	0	2	82.0	74	48	40	10	4	22	68	2	1

**RHP**

## JUSTO, Maycol

SS

**Height** - 5'10 **Bats** - S **Born** - 2/2/2003 at San Pedro de Macoris, Dominican Republic

**Weight** - 141 **Throws** - R **Resides** - San Pedro de Macoris, Dominican Republic

**HOW OBTAINED** - Signed by the Cardinals as an International free agent on 7/2/2019.

YR	CLUB	LG	AVG	G	AB	R	H	2B	3B	HR	RBI	SH	SF	HP	BB	SO	SB	CS	SLG	OBP	E
2020 WILL BE HIS FIRST PROFESSIONAL SEASON																					

## KELLY, Parker R.

RHP

**Height** - 6'2 **Bats** - R **Born** - 4/1/1997 at La Jolla, CA

**Weight** - 214 **Throws** - R **Resides** - Portland, OR

**SCHOOL** - University of Oregon

**HOW OBTAINED** - Cardinals 20th round selection (603rd overall) in the June, 2018 First-Year Player Draft.

**CAREER NOTES - 2018:** Ranked 5th among Appalachian League leaders in games finished (15) and 3rd among relievers in fewest walks/9 IP (2.22).

**MISC:** Brother of former Cardinal and now Arizona Diamondbacks catcher Carson Kelly...previously drafted by the St. Louis Cardinals in the 34th round of the June 2015 First-Year Player Draft.

YR	CLUB	LG	W-L	ERA	G	GS	CG	SHO	SV	IP	H	R	ER	HR	HB	BB	SO	WP	BK
18	Johnson City	Appy	4-3	3.81	20	0	0	0	3	28.1	27	13	12	1	0	7	20	1	1
19	Peoria	Mid	3-6	4.08	21	9	0	0	0	75.0	72	41	34	6	3	19	62	5	1
Minor League Totals			7-9	4.01	41	9	0	0	3	103.1	99	54	46	7	3	26	82	6	2

## KIRTLEY, Zachary B. (Zach)

INF

**Height** - 6'1 **Bats** - R **Born** - 10/1/1996 at Highland, CA

**Weight** - 201 **Throws** - R **Resides** - Highland, CA

**SCHOOL** - St. Mary's (CA) College

**HOW OBTAINED** - Cardinals' 5th round selection (194th overall) in the June, 2017 First-Year Player Draft.

**CAREER NOTES - 2019:** Ranked T7th among Cardinals minor leaguers with 24 doubles. **2018:** Hit three doubles at Kane County (6/5) going 3-for-5 with three runs scored. **2017:** Turned a triple play with first baseman Matt Davis in the New York-Penn League.

YR	CLUB	LG	AVG	G	AB	R	H	2B	3B	HR	RBI	SH	SF	HP	BB	SO	SB	CS	SLG	OBP	E
17	State College	NYP	.223	51	188	28	42	11	0	2	20	0	1	4	30	40	0	0	.314	.341	10
18	Peoria	Mid	.262	74	271	34	71	16	1	1	20	0	0	7	29	60	0	1	.339	.349	3
19	Palm Beach	FSL	.253	45	170	23	43	11	0	4	21	3	0	3	19	46	0	1	.388	.339	6
	Springfield	Tex	.230	63	187	27	43	13	0	5	19	4	1	4	21	56	2	0	.380	.319	8
Minor League Totals			.244	233	816	112	199	51	1	12	80	7	2	18	99	202	2	2	.353	.338	27

## LATCHAM, William J. (Will)

RHP

**Height** - 6'2 **Bats** - R **Born** - 1/26/1996 at Briarcliffe, PA

**Weight** - 197 **Throws** - R **Resides** - Briarcliffe, PA

**SCHOOL** - Coastal Carolina University

**HOW OBTAINED** - Cardinals 17th round selection (514th overall) in the June, 2017 First-Year Player Draft.

**CAREER NOTES - 2019:** Participated in early workouts and seminars as part of the Cardinals Spring Training Early Program (S.T.E.P.) **2018:** Named a Florida State League All-Star...ranked 2nd among Cardinals minor league pitchers with 12 saves and T-7th with 44 appearances. **2017:** Ranked 4th among New York-Penn League relief pitchers and 5th among Cardinals minor league pitchers with 12.03 strikeouts/9 IP.

**PRONUNCIATION:** latch-um

YR	CLUB	LG	W-L	ERA	G	GS	CG	SHO	SV	IP	H	R	ER	HR	HB	BB	SO	WP	BK
17	State College	NYP	3-1	2.05	18	0	0	0	4	30.2	26	11	7	3	1	11	41	4	0
18	Springfield	Tex	1-1	5.11	10	0	0	0	3	12.1	13	8	7	1	2	5	8	0	0
	Palm Beach	FSL	4-3	3.00	34	0	0	0	9	42.0	29	16	14	2	5	18	52	1	0
19	Springfield	Tex	0-2	7.08	31	0	0	0	0	40.2	56	32	32	9	5	20	31	3	0
Minor League Totals			8-7	4.30	93	0	0	0	16	125.2	124	67	60	15	13	54	132	8	0



**LEAHY, Kyle Y.**

**Height** - 6'4      **Bats** - S      **Born** - 6/4/1997 at Longmont, CO  
**Weight** - 207      **Throws** - R      **Resides** - Boulder, CO

**SCHOOL** - Colorado Mesa University

**HOW OBTAINED** - Cardinals' 17th round selection (513th overall) in the June, 2018 First-Year Player Draft.

**CAREER NOTES** - **2019:** Ranked among Cardinals minor league pitchers in innings pitched (123.0, 10th), ERA (3.73, 10th) and opponent BA (.256, 10th). **2018:** Earned a save in each of his first two professional appearances, a win in his third and then started every game the rest of the season...led the Appalachian League in hits allowed (88) and runs allowed (48).

**COLLEGE:** Was 13-0 with a 1.41 ERA in his sophomore season at Colorado Mesa earning 1st Team All-American, 1st Team Academic All-American and was the South Central Regional Tournament MVP.

**PREP:** Named All-State in Baseball and Basketball in high school.

**MISC:** His father, Tim, played college basketball at Kansas State while his uncle Tom Leahy played professionally in the Braves organization.

YR	CLUB	LG	W-L	ERA	G	GS	CG	SHO	SV	IP	H	R	ER	HR	HB	BB	SO	WP	BK
18	Johnson City	Appy	4-3	5.52	13	10	0	0	2	58.2	*88	*48	36	7	2	11	45	3	0
19	Peoria	Mid	4-8	3.00	16	16	1	0	0	90.0	78	33	30	4	3	22	81	4	0
	Palm Beach	FSL	1-5	6.30	6	6	0	0	0	30.0	43	27	21	3	0	12	19	0	0
Minor League Totals			9-16	4.31	36	32	1	0	2	181.2	210	108	87	14	5	45	147	7	0

**LEX, Mark E. (Eric)**

**Height** - 6'2      **Bats** - R      **Born** - 11/1/1995 at Lake Zurich, IL  
**Weight** - 205      **Throws** - R      **Resides** - Redding, CA

**SCHOOL** - Santa Clara University

**HOW OBTAINED** - Cardinals' 27th round selection (815th overall) in the June, 2019 First-Year Player Draft.

**CAREER NOTES** - **COLLEGE:** Led Santa Clara with a 1.07 ERA as a redshirt senior in 2019, while striking out 11.37 batters/9 IP. **MISC:** His brother, Michael, played tennis at Olivet Nazarene University.

YR	CLUB	LG	W-L	ERA	G	GS	CG	SHO	SV	IP	H	R	ER	HR	HB	BB	SO	WP	BK
19	State College	NYP	0-3	3.55	19	0	0	0	4	25.1	22	21	10	1	4	6	25	3	0
Minor League Totals			0-3	3.55	19	0	0	0	4	25.1	22	21	10	1	4	6	25	3	0

**LOCEY, Anthony (Tony) Q.**

**Height** - 6'3      **Bats** - R      **Born** - 7/29/1998 at Columbus, GA  
**Weight** - 244      **Throws** - R      **Resides** - Columbus, GA

**SCHOOL** - University of Georgia

**HOW OBTAINED** - Cardinals' 3rd round selection (96th overall) in the June, 2019 First-Year Player Draft.

**CAREER NOTES** - **2020:** Participated in early workouts and seminars as part of the Cardinals two-week Instructional Camp in January...enters the season rated as the No. 23 prospect in the Cardinals organization by *Baseball America*. **COLLEGE:**

Posted marks of 11-2 with a 2.55 ERA and 97 strikeouts over 89.0 innings allowing just 51 hits, ranked 6th in the NCAA in hits/9 IP (5.14)...his 11 wins were the most in a single-season by a Georgia pitcher since 1990...Collegiate Baseball National Player of the Week (4/8/19) and two-time Southeastern Conference Pitcher of the Week (4/8/19 & 5/13/19)...twice pitched at SunTrust Park, his first on 5/8/17 vs. Georgia Tech (4.0 IP, 0 R, 4 H) in front of 23,737 fans and then a year later. **PREP:** Was a member of the 2016 Georgia State Champion baseball team at Houston County High School...attended school and became college roommate with Georgia QB Jake Fromm.

**MISC:** Father, Anthony, played college baseball for Columbus State and was drafted by the Chicago Cubs in the 13th round of the 1993 draft and played parts of three minor league seasons (1993-95).

**PRONUNCIATION:** LOW-see.

YR	CLUB	LG	W-L	ERA	G	GS	CG	SHO	SV	IP	H	R	ER	HR	HB	BB	SO	WP	BK
19	GCL Cardinals	GCL	0-0	0.00	2	0	0	0	0	2.0	1	0	0	0	0	2	3	1	0
	Peoria	Mid	1-2	6.00	10	0	0	0	0	15.0	15	12	10	1	0	10	28	3	0
Minor League Totals			1-2	5.29	12	0	0	0	0	17.0	16	12	10	1	0	12	31	4	0

RHP

RHP

RHP

## LONGA, Cristhian R.

C

**Height** - 5'11 **Bats** - R **Born** - 4/28/2000 at Caracas, Venezuela

**Weight** - 225 **Throws** - R **Resides** - Caracas, Venezuela

**HOW OBTAINED** - Signed by the Cardinals as an International free agent on 2/3/2017

**CAREER NOTES - CAREER:** Has thrown out 36.1% (30 CS/83 SB ATT) of attempted base stealers. **2019:** Threw out 40.0 (18 CS/45 SB ATT) of attempted base stealers. **2018:** Went 5-for-5 with a double, triple and two RBI vs. DSL Brewers...threw out 19.2% (5 CS/26 SB ATT) of attempted base stealers. **2017:** Threw out 58.3 (7 CS/12 SB ATT) of attempted base stealers.

YR	CLUB	LG	AVG	G	AB	R	H	2B	3B	HR	RBI	SH	SF	HP	BB	SO	SB	CS	SLG	OBP	E
17	DSL Cardinals	DSL	.284	34	109	20	31	7	1	1	14	3	0	3	12	16	0	0	.394	.371	3
18	DSL Cardinals	DSL	.263	64	236	50	62	14	3	4	49	1	6	15	20	57	2	3	.398	.350	8
19	GCL Cardinals	GCL	.225	28	102	7	23	7	0	0	8	0	0	4	4	24	2	2	.294	.282	4
Minor League Totals			.260	126	447	77	116	28	4	5	71	4	6	22	36	101	4	5	.374	.341	15

## LÓPEZ, Bruno

RHP

**Height** - 6'4 **Bats** - R **Born** - 4/18/2002 at Santiago de los Caballeros, Dominican Republic

**Weight** - 220 **Throws** - R **Resides** - Santiago de los Caballeros, Dominican Republic

**HOW OBTAINED** - Signed by the Cardinals as an International free agent on 9/1/2018

YR	CLUB	LG	W-L	ERA	G	GS	CG	SHO	SV	IP	H	R	ER	HR	HB	BB	SO	WP	BK
2020 WILL BE HIS FIRST PROFESSIONAL SEASON																			

## LOPEZ, Irving

INF

**Height** - 5'8 **Bats** - S **Born** - 6/30/95 at Hermosillo, Sonora, Mexico

**Weight** - 175 **Throws** - R **Resides** - Mesa, AZ

**SCHOOL** - Florida International University

**HOW OBTAINED** - Cardinals' 19th round selection (574th overall) in the June, 2017 First-Year Player Draft.

**CAREER NOTES:** Transferred from Arizona Western College to Florida International after his sophomore season. **2019:** Ranked T2nd among Cardinals minor leaguers with six triples. **2018:** Ranked 4th among Cardinals minor leaguers with 26 doubles and T-9th with 113 hits...went 3-for-3 with a home run, two doubles, four RBI and a walk vs. South Bend (5/4).

YR	CLUB	LG	AVG	G	AB	R	H	2B	3B	HR	RBI	SH	SF	HP	BB	SO	SB	CS	SLG	OBP	E
17	DSL Cardinals	DSL	.287	50	178	37	51	7	2	5	27	3	3	9	19	25	5	3	.433	.378	6
	State College	NYP	.250	1	4	0	1	1	0	0	1	0	0	10	1	1	1	0	.500	.400	0
18	Peoria	Mid	.273	77	289	46	79	20	1	4	26	1	3	13	31	54	2	2	.391	.366	6
	Palm Beach	FSL	.298	33	114	14	34	6	0	2	22	3	1	1	13	13	0	0	.404	.372	4
19	Springfield	Tex	.255	84	302	50	77	15	4	10	30	2	0	14	20	63	1	1	.430	.330	3
	Memphis	PCL	.300	21	60	13	18	3	2	1	5	0	1	0	9	14	0	1	.467	.386	1
Minor League Totals			.275	266	947	160	260	52	9	22	111	9	8	37	93	170	9	7	.418	.359	20

## LOPEZ, Oliver

RHP

**Height** - 6'2 **Bats** - R **Born** - 4/1/2002 at Santo Domingo, Dominican Republic

**Weight** - 208 **Throws** - R **Resides** - Santo Domingo, Dominican Republic

**HOW OBTAINED** - Signed by the Cardinals as an International free agent on 10/27/2018

YR	CLUB	LG	W-L	ERA	G	GS	CG	SHO	SV	IP	H	R	ER	HR	HB	BB	SO	WP	BK
19	DSL Cardinals	DSL	2-2	5.46	18	0	0	0	0	28.0	30	27	17	3	3	25	13	8	0
Minor League Totals			2-2	5.46	18	0	0	0	0	28.0	30	27	17	3	3	25	13	8	0

## LOTT, James T. (Todd)

OF

**Height** - 6'4 **Bats** - R **Born** - 8/22/1997 at Jacksonville, FL

**Weight** - 225 **Throws** - R **Resides** - Jacksonville, FL

**SCHOOL** - University of Louisiana (Lafayette)

**HOW OBTAINED** - Cardinals' 9th round selection (275th overall) in the June, 2019 First-Year Player Draft.

**CAREER NOTES - 2019:** Batted .364 (8-22) with a double and three RBI in the Appalachian League playoffs. **COLLEGE:** First Team All-Sun Belt Conference selection in 2019 batting .332, 8 HR, 48 RBI and 14 SB...played for Hyannis during the 2018 Cape Cod League season and earned a spot on the All-Star team and also was selected to participate in the Home Run Derby. **MISC:** Was formerly drafted by the Cincinnati Reds in the 20th Round of the 2016 MLB Draft...is the nephew of Hall of Fame safety Ronnie Lott who played for the Super Bowl Champion San Francisco 49ers, Oakland Raiders and New York Jets.

YR	CLUB	LG	AVG	G	AB	R	H	2B	3B	HR	RBI	SH	SF	HP	BB	SO	SB	CS	SLG	OBP	E
19	Johnson City	Appy	.250	57	212	28	53	15	2	4	25	0	3	2	12	53	6	0	.396	.293	3
Minor League Totals			.250	57	212	28	53	15	2	4	25	0	3	2	12	53	6	0	.396	.293	3

**LUGO, Americo****RHP****Height** - 6'2 **Bats** - R **Born** - 8/27/2000 at Barahona, Dominican Republic**Weight** - 200 **Throws** - R **Resides** - Barahona, Dominican Republic**HOW OBTAINED** - Signed by the Cardinals as an International free agent on 7/2/2019.

YR	CLUB	LG	W-L	ERA	G	GS	CG	SHO	SV	IP	H	R	ER	HR	HB	BB	SO	WP	BK
19	DSL Cardinals	DSL	0-1	4.38	9	0	0	0	1	12.1	16	7	6	0	0	2	14	2	0
Minor League Totals			0-1	4.38	9	0	0	0	1	12.1	16	7	6	0	0	2	14	2	0

**LUNA, Andres E.****OF****Height** - 5'11 **Bats** - R **Born** - 7/17/1997 at Maracaibo, Venezuela**Weight** - 200 **Throws** - R **Resides** - La Concepcion, Venezuela**HOW OBTAINED** - Signed by the Cardinals as an International free agent on 11/11/2013**2015:** Hit two home runs at DSL Rangers (7/17) on his 18th birthday, going 4-for-5 with four runs scored and five RBI.

YR	CLUB	LG	AVG	G	AB	R	H	2B	3B	HR	RBI	SH	SF	HP	BB	SO	SB	CS	SLG	OBP	E
14	DSL Cardinals	DSL	.250	19	36	8	9	2	0	1	6	2	0	3	6	10	3	2	.389	.400	1
15	DSL Cardinals	DSL	.268	35	123	19	33	6	3	2	16	3	2	8	8	16	4	6	.415	.348	4
16	DSL Cardinals	DSL	.353	5	17	4	6	2	0	0	1	0	0	1	3	2	0	2	.471	.476	0
17	GCL Cardinals	GCL	.288	18	59	7	17	2	1	1	6	0	0	1	6	13	3	0	.407	.364	1
18	State College	NYP	.300	16	40	9	12	2	0	1	5	0	0	2	2	13	2	0	.425	.364	0
	Peoria	Mid	.250	17	60	7	15	2	0	0	4	0	0	1	2	15	3	4	.283	.286	0
19	Peoria	Mid	.267	5	15	2	4	1	0	0	4	0	0	3	0	4	0	0	.333	.267	0
	Palm Beach	FSL	.353	6	17	4	6	2	0	2	8	0	0	2	0	4	0	0	.824	.421	0
	State College	NYP	.255	13	47	9	12	5	0	0	7	0	0	1	8	10	1	1	.362	.375	0
Minor League Totals			.275	134	414	69	114	24	4	7	57	5	2	22	35	87	16	15	.403	.357	6

**LUNA, Angel****RHP****Height** - 6'0 **Bats** - R **Born** - 5/5/2001 at Santo Domingo, Dominican Republic**Weight** - 195 **Throws** - R **Resides** - Santo Domingo, Dominican Republic**HOW OBTAINED** - Signed by the Cardinals as an International free agent on 10/26/2019

YR	CLUB	LG	W-L	ERA	G	GS	CG	SHO	SV	IP	H	R	ER	HR	HB	BB	SO	WP	BK
2020 WILL BE HIS FIRST PROFESSIONAL SEASON																			

**LUNN, Connor A.****RHP****Height** - 6'3 **Bats** - R **Born** - 7/8/1998 at Carlsbad, CA**Weight** - 215 **Throws** - R **Resides** - Carlsbad, CA**SCHOOL** - University of Southern California**HOW OBTAINED** - Cardinals' 11th round selection (335th overall) in the June, 2019 First-Year Player Draft.**CAREER NOTES - COLLEGE:** Earned a save in a combined no-hitter vs. Utah (3/15/18)...ranked 4th in the Pac-12 and 72nd in NCAA with eight saves in 2018. **PREP:** Named First Team All-CIF as a senior (10 wins, 0.99 ERA).

YR	CLUB	LG	W-L	ERA	G	GS	CG	SHO	SV	IP	H	R	ER	HR	HB	BB	SO	WP	BK
19	State College	NYP	0-0	1.96	12	0	0	0	0	18.1	13	5	4	0	0	6	20	3	0
Minor League Totals			0-0	1.96	12	0	0	0	0	18.1	13	5	4	0	0	6	20	3	0

## MACHADO, Jonatan

OF

**Height** - 5'8 **Bats** - L **Born** - 1/21/99 at Havana, Cuba

**Weight** - 160 **Throws** - L **Resides** - Port Au Prince, Haiti

**HOW OBTAINED** - Signed by the Cardinals as an International free agent, 7/15/2016

**CAREER NOTES - 2018:** Tied for 10th among Cardinals minor leaguers with 12 stolen bases...posted five three-hit games in Johnson City (R)...had a season-high 5 RBI at Beloit (4/26). **2017:** Rated as the "Best Hitter for Average" in the Cardinals organization by Baseball America...hit safely in 25-of-35 games with 11 multi-hit games...had a 12-game hitting streak (8/3-23), ranking 4th in the Gulf Coast League.

YR	CLUB	LG	AVG	G	AB	R	H	2B	3B	HR	RBI	SH	SF	HP	BB	SO	SB	CS	SLG	OBP	E
16	DSL Cardinals	DSL	.209	17	67	10	14	4	1	0	7	0	0	0	7	10	2	1	.299	.284	0
17	GCL Cardinals	GCL	.323	35	124	27	40	8	0	2	20	0	2	5	8	13	8	2	.435	.381	0
18	Peoria	Mid	.185	23	72	8	17	4	0	0	8	0	2	3	3	15	3	2	.228	.208	3
	Johnson City	Appy	.292	49	192	30	56	10	0	2	21	0	1	0	17	41	9	5	.375	.355	1
	State College	NYP	.048	10	42	2	2	0	0	0	2	0	1	0	3	15	0	0	.048	.109	0
19	Peoria	Mid	.272	40	173	19	47	9	0	0	11	0	1	1	8	39	1	3	.324	.306	2
	State College	NYP	.324	17	74	14	24	3	1	1	12	0	1	0	9	9	4	2	.432	.393	1
Minor League Totals			.262	191	764	110	200	38	2	5	81	0	8	9	55	142	27	15	.336	.316	7

## MANZO, Edgar

RHP

**Height** - 5'11 **Bats** - R **Born** - 10/24/2000 at Guadalajara, Mexico

**Weight** - 187 **Throws** - R **Resides** - Guadalajara, Mexico

**HOW OBTAINED** - Signed by the Cardinals as an International free agent, 4/17/2019.

**CAREER NOTES - 2019:** Ranked 9th among Cardinals minor league pitchers with a 3.68 ERA.

YR	CLUB	LG	W-L	ERA	G	GS	CG	SHO	SV	IP	H	R	ER	HR	HB	BB	SO	WP	BK
19	DSL Cardinals	DSL	2-4	3.68	12	12	0	0	0	58.2	62	36	24	5	5	23	56	5	1
Minor League Totals			2-4	3.68	12	12	0	0	0	58.2	62	36	24	5	5	23	56	5	1

## MARCELINO, Hansel

RHP

**Height** - 6'1 **Bats** - R **Born** - 6/16/2002 at Santiago, Dominican Republic

**Weight** - 174 **Throws** - R **Resides** - Santiago, Dominican Republic

**HOW OBTAINED** - Signed by the Cardinals as an International free agent, 7/3/2019

YR	CLUB	LG	W-L	ERA	G	GS	CG	SHO	SV	IP	H	R	ER	HR	HB	BB	SO	WP	BK
19	DSL Cardinals	DSL	0-0	5.25	10	0	0	0	0	12.0	12	8	7	1	3	13	11	8	2
Minor League Totals			0-0	5.25	10	0	0	0	0	12.0	12	8	7	1	3	13	11	8	2

## MARCOS, Miguel

CF

**Height** - 6'0 **Bats** - R **Born** - 12/26/2001 at Santiago, Dominican Republic

**Weight** - 157 **Throws** - R **Resides** - Santiago, Dominican Republic

**HOW OBTAINED** - Signed by the Cardinals as an International free agent on 10/27/2018

YR	CLUB	LG	AVG	G	AB	R	H	2B	3B	HR	RBI	SH	SF	HP	BB	SO	SB	CS	SLG	OBP	E
16	DSL Cardinals	DSL	.218	34	101	10	22	3	0	2	16	1	2	1	12	36	5	1	.307	.302	4
Minor League Totals			.218	34	101	10	22	3	0	2	16	1	2	1	12	36	5	1	.307	.302	4

## MARDUENO, Adrian

RHP

**Height** - 5'10 **Bats** - R **Born** - 2/3/1998 at Arcadia, CA

**Weight** - 180 **Throws** - R **Resides** - Upland, CA

**SCHOOL** - San Diego State University

**HOW OBTAINED** - Cardinals' 20th round selection (605th overall) in the June, 2019 First-Year Player Draft.

**CAREER NOTES - COLLEGE:** Career 13-4, 3.47 ERA in 116.2 IP with 141 strikeouts...named 2019 First Team All-Mountain West Conference leading the league in ERA (1.48) and opponent batting average (.180), first Aztec since Stephen Strasburg (2009)...did not allow a home run until the final game of the season and gave up back-to-back HR...summer league First Team All-Alaska Baseball League for the Anchorage Bucs (0.00 ERA in 19.2 IP, 26 K).

YR	CLUB	LG	W-L	ERA	G	GS	CG	SHO	SV	IP	H	R	ER	HR	HB	BB	SO	WP	BK
19	State College	NYP	3-2	3.59	13	11	0	0	0	52.2	51	23	21	5	0	20	38	1	1
Minor League Totals			3-2	3.59	13	11	0	0	0	52.2	51	23	21	5	0	20	38	1	1

**MARTE, Fraimin****RHP****Height** - 6'3 **Bats** - R **Born** - 7/21/2001 at San Cristobal, Dominican Republic**Weight** - 170 **Throws** - R **Resides** - San Cristobal, Dominican Republic**HOW OBTAINED** - Signed by the Cardinals as an International free agent on 10/5/2019

YR	CLUB	LG	W-L	ERA	G	GS	CG	SHO	SV	IP	H	R	ER	HR	HB	BB	SO	WP	BK
2020 WILL BE HIS FIRST PROFESSIONAL SEASON																			

**MARTINEZ, Engels****RHP****Height** - 5'11 **Bats** - R **Born** - 5/13/02 at Santo Domingo, Dominican Republic**Weight** - 180 **Throws** - R **Resides** - Santo Domingo, Dominican Republic**HOW OBTAINED** - Signed by the Cardinals as an International free agent on 10/20/2018

YR	CLUB	LG	W-L	ERA	G	GS	CG	SHO	SV	IP	H	R	ER	HR	HB	BB	SO	WP	BK
19	DSL Cardinals	DSL	2-3	4.39	12	11	0	0	0	55.1	50	38	27	5	7	16	40	15	1
Minor League Totals			2-3	4.39	12	11	0	0	0	55.1	50	38	27	5	7	16	40	15	1

**MARTINEZ, Jose A.****SS****Height** - 5'10 **Bats** - S **Born** - 8/15/1996 at Machiques de Perija, Venezuela**Weight** - 180 **Throws** - R **Resides** - Machiques de Perija, Venezuela**HOW OBTAINED** - Acquired in a trade with the Kansas City Royals for C Tony Cruz, 12/1/2015.**CAREER NOTES** - 2017: Was 2-for-9 with a double and an RBI in the Florida State League playoffs. 2014: Ranked 5th in the Appalachian League in Toughest to Strike Out (8.38 TPA/SO).

YR	CLUB	LG	AVG	G	AB	R	H	2B	3B	HR	RBI	SH	SF	HP	BB	SO	SB	CS	SLG	OBP	E
13	DSL Royals	DSL	.263	66	224	26	59	11	5	0	27	4	3	5	19	22	5	4	.357	.331	16
14	Burlington	Appy	.229	56	201	18	46	8	1	1	23	3	2	0	12	26	9	3	.294	.270	14
15	Burlington	Appy	.243	57	218	27	53	4	1	1	24	6	3	1	20	30	4	6	.284	.306	10
	Idaho Falls	Pio	.273	6	22	2	6	0	0	1	5	2	0	1	1	3	0	0	.409	.333	2
16	Palm Beach	FSL	.280	6	25	3	7	0	0	0	1	0	0	0	2	4	0	0	.280	.333	0
	State College	NYP	.276	26	98	15	27	2	0	1	9	0	1	0	13	12	0	4	.327	.357	6
	Peoria	Mid	.273	39	161	25	44	8	0	1	18	2	2	2	13	35	0	0	.342	.331	4
17	Peoria	Mid	.239	42	142	12	34	5	0	0	9	1	2	0	11	27	1	3	.275	.290	6
	Palm Beach	FSL	.223	48	175	25	39	8	0	2	17	1	3	0	18	35	3	2	.303	.291	8
18	Peoria	Mid	.241	54	166	18	40	10	0	1	13	2	4	1	24	33	2	0	.319	.333	1
	Palm Beach	FSL	.182	19	66	6	12	2	0	0	7	0	2	1	4	17	0	1	.212	.233	5
	Springfield	Tex	.200	24	60	4	12	3	0	0	6	2	1	0	7	20	1	0	.250	.279	2
19	Springfield	Tex	.253	23	79	7	20	3	0	1	5	0	1	0	11	18	1	0	.329	.341	2
	Memphis	PCL	.278	42	90	16	25	6	0	3	11	0	0	1	12	20	1	0	.444	.369	3
	Palm Beach	FSL	.209	41	139	14	29	2	2	0	7	1	2	0	10	19	5	0	.252	.258	8
Minor League Totals			.243	549	1866	218	453	72	9	12	182	24	26	12	177	321	32	23	.310	.309	87

**MARTINEZ, Miguel****RHP****Height** - 6'0 **Bats** - R **Born** - 1/26/2003 at Maracay, Venezuela**Weight** - 150 **Throws** - R **Resides** - Maracay, Venezuela**HOW OBTAINED** - Signed by the Cardinals as an International free agent on 7/2/2019

YR	CLUB	LG	W-L	ERA	G	GS	CG	SHO	SV	IP	H	R	ER	HR	HB	BB	SO	WP	BK
2020 WILL BE HIS FIRST PROFESSIONAL SEASON																			

**MATUTE, Bryan****SS****Height** - 5'11 **Bats** - R **Born** - 3/25/2002 at Maracay, Venezuela**Weight** - 158 **Throws** - R **Resides** - Maracay, Venezuela**HOW OBTAINED** - Signed by the Cardinals as an International free agent on 8/4/2018

YR	CLUB	LG	AVG	G	AB	R	H	2B	3B	HR	RBI	SH	SF	HP	BB	SO	SB	CS	SLG	OBP	E
19	DSL Cardinals	DSL	.214	53	168	30	36	10	0	0	14	0	0	2	41	51	9	2	.274	.374	10
Minor League Totals			.214	53	168	30	36	10	0	0	14	0	0	2	41	51	9	2	.274	.374	10



## MENDOZA, Ramon

2B

**Height** - 5'11 **Bats** - R **Born** - 8/31/2000 at Tijuana, Mexico

**Weight** - 189 **Throws** - R **Resides** - Tijuana, Mexico

**HOW OBTAINED** - Signed by the Cardinals as an International free agent on 5/26/18

**CAREER NOTES - 2018:** Ranked T-8th among Cardinals minor leaguers with five triples...reached base safely in 26 straight games (6/21-7/31) with a .496 OBP...collected a career-high 5 RBI at DSL Yankees (8/20) and had six games with three or more RBI.

YR	CLUB	LG	AVG	G	AB	R	H	2B	3B	HR	RBI	SH	SF	HP	BB	SO	SB	CS	SLG	OBP	E
18	DSL Cardinals	DSL	.311	41	151	29	47	9	5	3	33	0	0	6	22	29	0	1	.497	.419	5
19	GCL Cardinals	GCL	.284	33	102	19	29	9	0	1	9	2	1	4	14	27	0	4	.402	.388	5
Minor League Totals			.300	74	253	48	76	18	5	4	42	2	1	10	36	56	0	5	.458	.407	10

## MIRANDA, William

RHP

**Height** - 6'1 **Bats** - R **Born** - 02/14/2001 at Cartagena, Colombia

**Weight** - 186 **Throws** - R **Resides** - Cartagena, Colombia

**HOW OBTAINED** - Signed by the Cardinals as an International free agent on 3/1/2019

**CAREER NOTES - 2019:** Did not allow a home run to 174 total batters faced, marking him as 4th-Toughest to HR Off among Cardinals minor league pitchers.

YR	CLUB	LG	W-L	ERA	G	GS	CG	SHO	SV	IP	H	R	ER	HR	HB	BB	SO	WP	BK
19	DSL Cardinals	DSL	4-0	1.74	22	1	0	0	0	41.1	39	8	8	0	2	21	41	10	1
Minor League Totals			4-0	1.74	22	1	0	0	0	41.1	39	8	8	0	2	21	41	10	1

## MONTANO, Luis M.

OF

**Height** - 6'1 **Bats** - L **Born** - 4/10/2000 at Santo Domingo, Dominican Republic

**Weight** - 196 **Throws** - R **Resides** - Santo Domingo, Dominican Republic

**HOW OBTAINED** - Signed by the Cardinals as an International free agent, 7/2/2016

**CAREER NOTES - 2019:** Was one of nine members of the first graduating class from High School in the St. Louis Cardinals Academy in Dominican Republic. **2018:** Ranked 2nd in the Dominican Summer League with 20 doubles...tied for 8th among Cardinals minor league players with five triples.

YR	CLUB	LG	AVG	G	AB	R	H	2B	3B	HR	RBI	SH	SF	HP	BB	SO	SB	CS	SLG	OBP	E
17	DSL Cardinals	DSL	.208	54	159	23	33	8	3	3	16	1	0	1	22	54	1	3	.352	.308	5
18	DSL Cardinals	DSL	.272	66	235	47	64	20	5	3	44	2	4	6	42	85	2	5	.438	.390	7
19	GCL Cardinals	GCL	.191	40	141	17	27	11	3	0	19	0	1	3	13	60	1	2	.312	.272	1
	Palm Beach	FSL	.125	5	16	0	2	1	0	0	2	0	1	0	1	6	0	0	.188	.167	0
Minor League Totals			.229	165	551	87	126	40	11	6	81	3	6	10	78	205	4	10	.374	.332	13

## MOQUETE, Darlin

2B

**Height** - 5'11 **Bats** - R **Born** - 9/19/1999 at Bani, Dominican Republic

**Weight** - 167 **Throws** - R **Resides** - Bani, Dominican Republic

**HOW OBTAINED** - Signed by the Cardinals as an International free agent on 5/21/2018.

**CAREER NOTES - 2019:** Led all Cardinals minor leaguers in batting (.390) and ranked 3rd in stolen bases (23)...recorded an RBI in four straight games (8/2-8) totaling 10 RBI...ran off a 17-game hitting streak (.478, 25-65), 5th-longest in the DSL, including five straight multi-hit games (7/11-23)...hit safely in 36-of-39 games with an official at bat...hit two home runs in the final game of the season at DSL Rockies (8/23) completing an eight-game hitting streak (8/13-23) batting .567 (17-30) during the stretch. **2018:** Ranked 5th among Cardinals minor leaguers with 19 stolen bases...posted five straight games with multi-hits (8/6-10)...finished the season on an 11-game hit streak (8/14-25) batting .429 (21-49) during the stretch...was 3-for-8 with a double and three runs scored in the DSL playoffs.

YR	CLUB	LG	AVG	G	AB	R	H	2B	3B	HR	RBI	SH	SF	HP	BB	SO	SB	CS	SLG	OBP	E
18	DSL Cardinals	DSL	.275	56	204	53	56	8	3	1	19	2	1	3	19	38	21	5	.358	.344	7
19	DSL Cardinals	DSL	.390	43	154	43	60	5	4	5	33	0	4	6	17	16	23	4	.571	.459	1
Minor League Totals			.324	99	358	96	116	13	7	6	52	2	5	9	36	54	44	9	.450	.395	8

**MORA, Sander J.****SS****Height** - 5'7 **Bats** - R **Born** - 2/23/2001 at Yaracuy, Venezuela**Weight** - 174 **Throws** - R **Resides** - Yaracuy, Venezuela**HOW OBTAINED** - Signed by the Cardinals as an International free agent on 7/2/2017.

**CAREER NOTES - 2019:** Led all Cardinals minor leaguers with 33 stolen bases (3rd in the DSL) and ranked 7th in on-base percentage (.389); 10th with 49 walks (8th in DSL). **2018:** Ranked T-10th among Cardinals minor leaguers with 12 stolen bases...walked four times in a game vs. DSL Brewers (6/18)...was 2-for-4 with a run scored in the DSL playoffs.

YR	CLUB	LG	AVG	G	AB	R	H	2B	3B	HR	RBI	SH	SF	HP	BB	SO	SB	CS	SLG	OBP	E
18	DSL Cardinals	DSL	.234	54	188	43	44	11	1	0	17	1	1	7	35	46	12	7	.303	.372	13
19	DSL Cardinals	DSL	.266	65	256	63	68	13	2	0	26	1	2	4	49	54	33	8	.332	.389	18
Minor League Totals			.252	119	444	106	112	24	3	0	43	2	3	11	84	100	45	15	.320	.382	31

**MORENO, Jose M.****RHP****Height** - 6'1 **Bats** - R **Born** - 8/20/2000 at Altigracia de Orituco, Venezuela**Weight** - 170 **Throws** - R **Resides** - Altigracia de Orituco, Venezuela**HOW OBTAINED** - Signed by the Cardinals as an International free agent, 2/3/2017**CAREER NOTES - 2018:** Struck out a career-high 11 batters over 7.0 innings vs. DSL Rangers (8/20).

YR	CLUB	LG	W-L	ERA	G	GS	CG	SHO	SV	IP	H	R	ER	HR	HB	BB	SO	WP	BK
17	DSL Cardinals	DSL	1-3	3.18	12	11	0	0	0	51.0	47	20	18	2	3	14	32	4	0
18	DSL Cardinals	DSL	3-5	4.30	14	14	0	0	0	67.0	68	42	32	4	1	27	59	7	2
19	Johnson City	Appy	3-5	8.33	13	13	0	0	0	54.0	93	60	50	8	1	29	41	0	0
Minor League Totals			7-13	5.23	39	38	0	0	0	172.0	208	122	100	14	5	70	132	11	2

**NOOTBAAR, Lars T.T.****OF****Height** - 6'2 **Bats** - L **Born** - 9/8/1997 at El Segundo, CA**Weight** - 215 **Throws** - R **Resides** - El Segundo, CA**SCHOOL** - University of Southern California**HOW OBTAINED** - Cardinals' 8th round selection (243rd overall) in the June, 2018 First-Year Player Draft.

**CAREER NOTES - 2020:** Participated in early workouts and seminars as part of the Cardinals two-week Instructional Camp in January. **2019:** Hit his second career grand slam, coming at Beloit (4/26). **2018:** Knocked in a career-high 7 RBI including a grand slam vs. Auburn (8/24), as State College erased a 7-0 deficit for an 11-10 win. **MISC:** His brother, Nigel, pitched for the Trojans (2012-14) and was a 12th round pick of the Baltimore Orioles in 2014 playing for two seasons in the minors.

**PREP:** Was a two-time league MVP in football and baseball at El Segundo High School.**PRONUNCIATION:** NUTE-bahr

YR	CLUB	LG	AVG	G	AB	R	H	2B	3B	HR	RBI	SH	SF	HP	BB	SO	SB	CS	SLG	OBP	E
18	State College	NYP	.227	56	198	14	45	5	0	2	26	0	1	2	22	43	2	2	.283	.309	3
19	Springfield	Tex	.269	33	93	12	25	2	1	0	3	0	1	0	16	22	1	1	.312	.373	1
	Peoria	Mid	.245	29	106	17	26	4	1	5	18	0	0	0	16	13	2	1	.443	.344	1
	Palm Beach	FSL	.275	39	142	10	39	3	0	2	17	0	0	0	13	20	1	2	.338	.335	0
Minor League Totals			.250	157	539	53	135	14	2	9	64	0	2	2	67	98	6	6	.334	.334	5

**NUÑEZ, Malcom****3B****Height** - 5'11 **Bats** - R **Born** - 3/9/2001 at Havana, Cuba**Weight** - 205 **Throws** - R **Resides** - Havana, Cuba**HOW OBTAINED** - Signed by the Cardinals as an International free agent on 7/3/18.

**CAREER NOTES - 2020:** Participated in early workouts and seminars as part of the Cardinals two-week Instructional Camp in January...enters the season rated as the No. 17 prospect in the Cardinals organization by *Baseball America* **2019:**

Participated in early workouts and seminars as part of the Cardinals Spring Training Early Program (S.T.E.P.) **2018:** Won the Dominican Summer League Triple Crown, leading the league in batting (.415), home runs (13), RBI (59), as well as on-base pct. (.497), slugging (.774), total bases (127), AB/HR ratio (12.62 AB/HR), and ranked in the Top 5 in extra base hits (31, 2nd) and intentional walks (3, T-1st)...named Cardinals Minor League Player of the Month for August...ran off the longest on-base streak in the DSL at 34 games (7/6-8/18) with a .529 OBP during...posted the 2nd-longest hitting streak in the DSL at 22 games (7/13-8/8) batting .465 (40-86) during the stretch...was 3-for-8 with a double and four RBI in two games in the DSL playoffs...led all Cardinals minor leaguers in batting, on-base pct., slugging and OPS (1.272)...rated as the No. 9 prospect in the Cardinals organization by *Baseball America*.

YR	CLUB	LG	AVG	G	AB	R	H	2B	3B	HR	RBI	SH	SF	HP	BB	SO	SB	CS	SLG	OBP	E
18	DSL Cardinals	DSL	*.415	44	164	44	68	16	2	*13	*59	0	4	5	26	29	3	0	*.774	*.497	1
19	Peoria	Mid	.183	21	71	5	13	1	0	0	5	0	0	1	5	15	0	0	.197	.247	4
	Johnson City	Appy	.254	37	130	14	33	11	0	2	13	0	0	3	13	32	3	2	.385	.336	7
Minor League Totals			.312	102	365	63	114	28	2	15	77	0	4	9	44	76	6	2	.523	.396	12

## ORECCHIA, Jesus A.

C

**Height** - 6'0 **Bats** - R **Born** - 4/22/2001 at Aragua, Venezuela

**Weight** - 205 **Throws** - R **Resides** - Aragua, Venezuela

**HOW OBTAINED** - Signed by the Cardinals as an International free agent on 7/2/2017.

**CAREER NOTES - CAREER:** Has thrown out 28.8% (46 CS/160 SB ATT) of attempted base stealers. **2019:** Threw out 30.1% (28 CS/93 SB ATT) of attempted base stealers. **2018:** Threw out 26.9% (18 CS/67 SB ATT) of attempted base stealers.

YR	CLUB	LG	AVG	G	AB	R	H	2B	3B	HR	RBI	SH	SF	HP	BB	SO	SB	CS	SLG	OBP	E
18	DSL Cardinals	DSL	.172	42	134	14	23	7	0	0	13	0	1	1	13	37	0	0	.224	.248	6
19	DSL Cardinals	DSL	.192	44	146	19	28	5	1	1	18	1	1	1	20	25	1	0	.260	.292	7
Minor League Totals			.182	86	280	33	51	12	1	1	31	1	2	2	33	62	1	0	.243	.271	13

## ORTEGA, Wilmer

RHP

**Height** - 6'2 **Bats** - R **Born** - 4/4/2001 at San Felipe, Venezuela

**Weight** - 188 **Throws** - R **Resides** - San Felipe, Venezuela

**HOW OBTAINED** - Signed by the Cardinals as an International free agent on 04/18/2019.

**CAREER NOTES - 2019:** Was 8th-Toughest to HR Off (116.5 total batters faced/HR) among Cardinals minor league pitchers.

YR	CLUB	LG	W-L	ERA	G	GS	CG	SHO	SV	IP	H	R	ER	HR	HB	BB	SO	WP	BK
19	DSL Cardinals	DSL	5-0	2.77	12	12	0	0	0	55.1	49	23	17	1	9	17	39	9	1
Minor League Totals			5-0	2.77	12	12	0	0	0	55.1	49	23	17	1	9	17	39	9	1

## ORTIZ, Luis

RHP

**Height** - 6'2 **Bats** - R **Born** - 7/23/2000 at San Pedro de Macoris, Dominican Republic

**Weight** - 190 **Throws** - R **Resides** - San Pedro de Macoris, Dominican Republic

**HOW OBTAINED** - Signed by the Cardinals as an International free agent, 5/21/2018

YR	CLUB	LG	W-L	ERA	G	GS	CG	SHO	SV	IP	H	R	ER	HR	HB	BB	SO	WP	BK
18	DSL Cardinals	DSL	2-4	5.81	14	11	0	0	1	52.2	66	46	34	1	5	18	44	1	2
19	DSL Cardinals	DSL	0-1	1.74	3	2	0	0	0	10.1	11	6	2	0	0	2	10	1	0
	GCL Cardinals	GCL	1-3	3.43	5	3	0	0	1	21.0	26	18	8	3	2	9	15	3	1
	Johnson City	Appy	0-4	10.73	7	6	0	0	0	24.1	46	34	29	4	4	13	16	0	0
Minor League Totals			3-12	6.06	29	22	0	0	2	108.1	149	104	73	8	11	42	85	5	3

## OSNOWITZ, Mitchell A.

RHP

**Height** - 6'5 **Bats** - R **Born** - 7/2/1991 at Normal, IL

**Weight** - 253 **Throws** - R **Resides** - Bloomington, IL

**HOW OBTAINED** - Signed by the Cardinals as a minor league free agent, 2/14/2018.

**SCHOOL:** Lindsey Wilson (KY) College

YR	CLUB	LG	W-L	ERA	G	GS	CG	SHO	SV	IP	H	R	ER	HR	HB	BB	SO	WP	BK
14	GCL Braves	GCL	1-0	5.74	13	0	0	0	2	15.2	12	10	10	1	0	8	18	3	0
15	Danville	Appy	0-0	16.20	1	0	0	0	0	1.2	4	3	3	0	0	1	2	0	0
	Rome	SAL	1-2	5.13	22	0	0	0	0	33.1	39	24	19	2	3	20	29	6	0
17	Salem	Car	0-0	7.33	13	0	0	0	0	23.1	28	23	19	2	1	19	25	8	1
	Lowell	NYP	0-1	3.31	14	0	0	0	0	32.2	28	12	12	3	1	23	38	5	0
18	Palm Beach	FSL	0-0	0.00	2	0	0	0	0	2.2	3	1	0	0	0	3	1	0	0
19	Springfield	Tex	2-1	4.62	20	0	0	0	1	25.1	24	13	13	4	1	9	25	2	0
	Palm Beach	FSL	1-3	5.29	15	0	0	0	1	17.0	15	11	10	3	0	10	20	1	0
Minor League Totals			5-7	5.10	100	0	0	0	4	151.2	153	97	86	15	6	93	158	25	1

## OTAMENDI, Hansel

OF

**Height** - 5'9 **Bats** - R **Born** - 2/15/2002 at La Havana, Cuba

**Weight** - 185 **Throws** - R **Resides** - La Havana, Cuba

**HOW OBTAINED** - Signed by the Cardinals as an International free agent, 4/17/2019

**CAREER NOTES - 2019:** Ranked 9th among Cardinals minor league players with a .386 on-base percentage.

YR	CLUB	LG	AVG	G	AB	R	H	2B	3B	HR	RBI	SH	SF	HP	BB	SO	SB	CS	SLG	OBP	E
19	DSL Cardinals	DSL	.237	57	194	39	46	7	2	0	20	1	5	7	43	23	10	2	.294	.386	1
Minor League Totals			.237	57	194	39	46	7	2	0	20	1	5	7	43	23	10	2	.294	.386	1

**OXNEVAD, Ian E.****Height** - 6'4 **Bats** - R **Born** - 10/3/1996 at Seattle, WA**Weight** - 220 **Throws** - L **Resides** - Shoreline, WA**SCHOOL** - Shorewood (WA) High School**HOW OBTAINED** - Cardinals 8th round selection (251st Overall) in the June, 2015 First-Year Player Draft

**CAREER NOTES - 2019:** Participated in early workouts and seminars as part of the Cardinals Spring Training Early Program (S.T.E.P.) **2018:** Took the loss in his one Florida State League playoff start throwing 4.2 innings and allowing two runs. **2017:** Ranked 8th among Cardinals minor league pitchers in innings pitched (132.0) and T6th in games started (23)...made one start and pitched 6.0 innings in a no decision in the Midwest League playoffs. **2016:** Tied for the Appalachian League lead with 72.0 innings and led the league in total batters faced (303), at-bats against (283) and hits allowed (80)...ranked 8th in the Appy League in ERA (3.38) and 4th in lowest walk/9 IP (1.63)...ranked 10th among Cardinals minor league pitchers in ERA...made one start and pitched 3.0 innings in the Appy League playoffs. ...struck out a career-high nine batters twice (vs. Princeton 7/4 & at Pulaski 7/18). **2015:** Earned first save in a 4.0-inning relief appearance (8/18)...did not allow a home run until his last inning pitched of the season.

**PREP:** Posted an 0.69 ERA over 60.2 innings pitched during his senior season, including a 13 strikeout game and a five-inning no-hitter in his first two starts.

**MISC:** Signed his college letter of intent with Oregon State University.**PRONOUNCED:** OX-ne-vahd

YR	CLUB	LG	W-L	ERA	G	GS	CG	SHO	SV	IP	H	R	ER	HR	HB	BB	SO	WP	BK
15	GCL Cardinals	GCL	1-1	2.42	8	7	0	0	1	26.0	23	9	7	1	1	8	16	2	1
16	Johnson City	Appy	5-3	3.38	12	12	0	0	0	+72.0	*80	32	27	7	4	13	57	3	0
17	Peoria	Mid	3-10	4.09	24	23	1	0	0	132.0	134	72	60	17	10	34	84	8	4
18	Palm Beach	FSL	7-6	4.79	22	18	0	0	0	114.2	137	66	61	10	5	34	63	6	0
19	DID NOT PLAY -- INJURED																		
Minor League Totals			16-20	4.05	66	60	1	0	1	344.2	374	179	155	35	20	89	220	19	5

**OZORIA, Michael****Height** - 6'4 **Bats** - L **Born** - 12/04/2001 at Santo Domingo, Dominican Republic**Weight** - 167 **Throws** - L **Resides** - Santo Domingo, Dominican Republic**HOW OBTAINED** - Signed by the Cardinals as an International free agent on 10/20/2018.

YR	CLUB	LG	W-L	ERA	G	GS	CG	SHO	SV	IP	H	R	ER	HR	HB	BB	SO	WP	BK
2020 WILL BE HIS FIRST PROFESSIONAL SEASON																			

**PACHECO, Freddy****Height** - 5'11 **Bats** - R **Born** - 4/17/1998 at Araguaita, Venezuela**Weight** - 221 **Throws** - R **Resides** - Araguaita, Venezuela**HOW OBTAINED** - Signed by the Cardinals as an International free agent, 11/29/2017

**CAREER NOTES - CAREER:** Has led all Cardinals minor league pitchers in strikeouts/9 IP each of the last two seasons (2018 & 2019) and has averaged 14.76 K/9 IP over 89.0 career innings...has not allowed a home run to 397 total batters faced in his minor league career. **2020:** Participated in early workouts and seminars as part of the Cardinals two-week Instructional Camp in January. **2019:** Led Cardinals minor league pitchers in strikeouts/9 IP (14.8) and was 2nd-Toughest to HR Off (261 total batters faced/0 HR). **2018:** Led Cardinals minor league pitchers in strikeouts/9 IP (14/7) and ranked in the Top 10 in WHIP (0.99, 7th) and Toughest to HR Off (136 TBF/0 HR, 9th)...struck out a batter in all 20 of his appearances with a season-high of six over 3.0 innings vs. GCL Mets (8/16)...had eight unearned runs out of nine in the Gulf Coast League.

YR	CLUB	LG	W-L	ERA	G	GS	CG	SHO	SV	IP	H	R	ER	HR	HB	BB	SO	WP	BK
18	DSL Cardinals	DSL	3-0	1.50	11	0	0	0	4	18.0	7	4	3	0	0	8	35	5	0
	GCL Cardinals	GCL	1-2	0.55	9	1	0	0	1	16.1	9	9	1	0	0	10	21	1	0
19	Peoria	Mid	1-4	4.12	41	0	0	0	3	54.2	38	29	25	0	3	56	90	13	1
Minor League Totals			5-6	2.93	61	1	0	0	8	89.0	54	42	29	0	3	74	146	19	1

**LHP****LHP****RHP**

## PAGES, Pedro J.

C

**Height** - 6'1 **Bats** - R **Born** - 9/17/1998 at Maracay, Venezuela  
**Weight** - 234 **Throws** - R **Resides** - Doral, FL

**SCHOOL** - Florida Atlantic University

**HOW OBTAINED** - Cardinals' 6th round selection (185th overall) in the June, 2019 First-Year Player Draft.

**CAREER NOTES** - 2020: Participated in early workouts and seminars as part of the Cardinals two-week Instructional Camp in January. **2019:** Threw out 40.0% (12 CS/30 SB ATT) of attempted base stealers...reached base safely in 84% of his games (42/50)...ran off a 23-game streak reaching base safely (8/2-31), 3rd-longest in the New York-Penn League...Ranked among Cardinals minor leaguers in on-base percentage (.393, 4th)...ranked among New York-Penn League leaders in batting (.291, 7th), on-base percentage (.393, 6th), slugging (.430, 9th), OPS (.823, 7th) and doubles (17, T4th).

**COLLEGE:** 2019 Conference USA Defensive Player of the Year, threw out 40% (17 CS/43 SB ATT) of attempted base stealers and added three pick-offs (career total six pick-offs)...batted .295, 14 HR, 98 RBI over 143 career college games...was one of 14 finalists for the Buster Posey National Collegiate Catcher of the Year Award (former Johnny Bench Award Watch List) in 2019 and in 2018 before a hamstring injury sidelined him the final 20 games of the season.

YR	CLUB	LG	AVG	G	AB	R	H	2B	3B	HR	RBI	SH	SF	HP	BB	SO	SB	CS	SLG	OBP	E
19	State College	NYP	.291	50	179	29	52	17	1	2	21	0	3	4	28	39	1	0	.430	.393	1
Minor League Totals			.291	50	179	29	52	17	1	2	21	0	3	4	28	39	1	0	.430	.393	1

## PALLANTE, Neil A. (Andre)

RHP

**Height** - 6'0 **Bats** - R **Born** - 9/18/1998 at Mission Viejo, CA  
**Weight** - 203 **Throws** - R **Resides** - San Clemente, CA

**SCHOOL** - University of California-Irvine

**HOW OBTAINED** - Cardinals' 4th round selection (125th overall) in the June, 2019 First-Year Player Draft.

**CAREER NOTES** - 2020: Participated in early workouts and seminars as part of the Cardinals two-week Instructional Camp in January. **2019:** Named a New York-Penn League All-Star and threw a scoreless inning with a strikeout in the game...ranked 9th among Cardinals minor league pitchers in WHIP (1.07). **COLLEGE:** Two-time all-Big West honoree was 26-9 with a 2.59 ERA and 260 strikeouts over 243 innings...was 10-1 with a 1.60 ERA during sophomore season, posting the 2nd-lowest ERA in school history and 6th in NCAA Division 1...two-time Big West Pitcher of the Week...traveled with the U.S. Collegiate National Baseball Team after sophomore season. **MISC:** High school teammate of Atlanta Braves first round pick (2015) Kolby Allard at San Clemente High School.

YR	CLUB	LG	W-L	ERA	G	GS	CG	SHO	SV	IP	H	R	ER	HR	HB	BB	SO	WP	BK
19	State College	NYP	1-0	2.78	11	9	0	0	0	35.2	27	11	11	2	2	11	38	0	0
Minor League Totals			1-0	2.78	11	9	0	0	0	35.2	27	11	11	2	2	11	38	0	0

## PANIAGUA, Inohan

RHP

**Height** - 6'1 **Bats** - R **Born** - 2/6/2000 at Bonao, Dominican Republic  
**Weight** - 221 **Throws** - R **Resides** - Bonao, Dominican Republic

**HOW OBTAINED** - Signed by the Cardinals as an International free agent, 12/22/2017

**CAREER NOTES** - 2018: Maintained or increased his strikeout total in each of his last seven starts of the season...allowed five runs over 3.2 innings striking out five batters in his lone DSL playoffs start.

YR	CLUB	LG	W-L	ERA	G	GS	CG	SHO	SV	IP	H	R	ER	HR	HB	BB	SO	WP	BK
18	DSL Cardinals	DSL	3-3	3.77	14	14	0	0	0	57.1	53	29	24	3	7	16	51	3	0
19	GCL Cardinals	GCL	2-5	5.98	11	9	0	0	0	49.2	59	40	33	3	6	16	47	8	0
	State College	NYP	0-0	10.13	2	2	0	0	0	5.1	7	6	6	0	0	6	1	1	0
Minor League Totals			5-8	5.05	27	25	0	0	0	112.1	119	75	63	6	13	38	99	12	0



**PATTERSON, Jacob C.****Height** - 6'1 **Bats** - R **Born** - 10/30/1995 at Dallas, TX**Weight** - 202 **Throws** - L **Resides** - Garland, TX**HOW OBTAINED** - Cardinals' 13th round selection (394th overall) in the June, 2017 First-Year Player Draft.**SCHOOL:** Texas Tech University

**CAREER NOTES - CAREER:** Has led or tied for the league lead in appearances in each of his first three professional seasons. **2019:** Led the Texas League in appearances (51) matching his career-high from 2018...ranked among Cardinals minor league pitchers in appearances (51, T2nd), 5th in strikeouts/9 IP (12.0) and strikeout/walk ratio (4.3, 4th)...pitched on consecutive days six times. **2018:** Led the Florida State League in appearances (51) and Holds (13); ranked among the Top 5 FSL relievers in lowest opponent BA (.219, 4th), strikeouts/9 IP (10.07) and fewest baserunners/9 IP (10.77)...made a 2.0 inning scoreless appearance in the FSL playoffs...led all Cardinals minor league pitchers in appearances (51)...pitched on consecutive days five times...pitched on consecutive days five times. **2017:** Tied for the Appalachian League lead in appearances (23) and ranked 2nd in saves (9) and games finished (18)...ranked 5th among Cardinals minor leaguers in saves. **PREP:** Played in the Connie Mack World Series for D-Bat Leach.

YR	CLUB	LG	W-L	ERA	G	GS	CG	SHO	SV	IP	H	R	ER	HR	HB	BB	SO	WP	BK
17	Johnson City	Appy	1-3	1.93	+23	0	0	0	9	23.1	15	8	5	1	1	7	33	2	1
18	Palm Beach	FSL	4-3	3.64	*51	0	0	0	4	64.1	51	29	26	2	3	23	72	3	0
19	Springfield	Tex	6-5	5.55	*51	1	0	0	1	58.1	66	42	36	13	4	18	78	4	0
Minor League Totals			11-11	4.13	125	1	0	0	14	146.0	132	79	67	16	8	48	183	9	1

**PEARCE, Dylan****Height** - 5'9 **Bats** - L **Born** - 5/1/1997 at Medford, OR**Weight** - 161 **Throws** - R **Resides** - Central Pointe, OR**SCHOOL** - Oregon State University**HOW OBTAINED** - Cardinals' 31st round selection (935th overall) in the June, 2019 First-Year Player Draft.**CAREER NOTES - 2019:** Earned a win and two saves in three appearances during the Appalachian League playoffs.

YR	CLUB	LG	W-L	ERA	G	GS	CG	SHO	SV	IP	H	R	ER	HR	HB	BB	SO	WP	BK
19	Johnson City	Appy	1-2	4.35	14	0	0	0	2	20.2	24	14	10	3	0	10	29	4	0
Minor League Totals			1-2	4.35	14	0	0	0	2	20.2	24	14	10	3	0	10	29	4	0

**PECK, Tyler J.****Height** - 6'1 **Bats** - R **Born** - 10/2/1997 at Corte Madera, CA**Weight** - 221 **Throws** - R **Resides** - Corte Madera, CA**SCHOOL** - Chapman University (CA)**HOW OBTAINED** - Cardinals' 28th round selection (845th overall) in the June, 2019 First-Year Player Draft.

**CAREER NOTES - 2019:** Earned a save in two appearances during the Appalachian League playoffs. **COLLEGE:** Helped Chapman win its 3rd National Championship...was named 2019 NCAA Division III Pitcher of the Year by the ABCA and first ever Chapman player to win the award outright leading all of Division III with a school record 156 strikeouts...earned All-SCIAC First Team and ABCA West Region Pitcher of the Year...posted eight double-digit strikeout games including a career-high 16 vs. George Fox...struck out 316 batters over 265.2 IP (10.71 K/9 IP) over his four-year career at Chapman.

YR	CLUB	LG	W-L	ERA	G	GS	CG	SHO	SV	IP	H	R	ER	HR	HB	BB	SO	WP	BK
19	Johnson City	Appy	2-3	4.84	14	0	0	0	1	22.1	25	14	12	2	2	11	23	5	0
Minor League Totals			2-3	4.84	14	0	0	0	1	22.1	25	14	12	2	2	11	23	5	0

**PEÑA, Leudy****Height** - 6'4 **Bats** - L **Born** - 11/17/2000 at Nigua, Dominican Republic**Weight** - 220 **Throws** - R **Resides** - Nigua, Dominican Republic**HOW OBTAINED** - Signed by the Cardinals as an International free agent on 7/2/2017.

YR	CLUB	LG	AVG	G	AB	R	H	2B	3B	HR	RBI	SH	SF	HP	BB	SO	SB	CS	SLG	OBP	E
18	DSL Cardinals	DSL	.245	29	110	13	27	6	1	3	13	0	0	2	10	31	0	0	.400	.320	1
19	DSL Cardinals	DSL	.215	51	177	32	38	9	0	4	29	0	1	5	35	65	0	1	.333	.358	3
Minor League Totals			.226	80	287	45	65	15	1	7	42	0	1	7	45	96	0	1	.359	.344	4

**LHP****RHP****RHP****OF**

## PERALTA, Juan

RHP

Height - 6'2 Bats - R Born - 8/9/2002 at Hildago, TX

Weight - 175 Throws - R Resides - Hildago, TX

HOW OBTAINED - Signed by the Cardinals as an International free agent on 6/14/2019.

YR	CLUB	LG	W-L	ERA	G	GS	CG	SHO	SV	IP	H	R	ER	HR	HB	BB	SO	WP	BK
19	DSL Cardinals	DSL	1-1	5.85	12	1	0	0	1	20.0	30	18	13	2	0	4	11	2	0
Minor League Totals			1-1	5.85	12	1	0	0	1	20.0	30	18	13	2	0	4	11	2	0

## PEREIRA, Wilfredo A.

RHP

Height - 6'0 Bats - R Born - 4/26/1999 at Puerto Armuelles, Panama

Weight - 215 Throws - R Resides - Puerto Armuelles, Panama

HOW OBTAINED - Signed by the Cardinals as an International free agent, 3/19/2016.

CAREER NOTES - 2019: Ranked 8th among Cardinals minor league pitchers with a 1.07 WHIP. 2017: Ranked 8th among Cardinals minor league pitchers in Toughest to HR Off (190 TBF/HR).

YR	CLUB	LG	W-L	ERA	G	GS	CG	SHO	SV	IP	H	R	ER	HR	HB	BB	SO	WP	BK
16	DSL Cardinals	DSL	2-1	2.27	18	0	0	0	0	35.2	40	13	9	0	2	7	27	1	0
17	DSL Cardinals	DSL	1-7	3.16	12	10	0	0	0	51.1	51	21	18	1	2	20	38	1	1
18	DSL Cardinals	DSL	0-0	1.64	2	2	0	0	0	11.0	10	5	2	0	1	1	11	0	0
	GCL Cardinals	GCL	3-4	5.53	11	7	0	0	0	42.1	53	33	26	4	1	17	27	6	0
19	Peoria	Mid	1-0	2.45	7	0	0	0	0	25.2	21	7	7	0	0	6	28	3	1
	Johnson City	Appy	2-1	2.42	11	1	0	0	2	26.0	21	9	7	5	1	7	21	1	0
Minor League Totals			9-13	3.23	61	20	0	0	2	192.0	196	88	69	10	7	58	152	12	2

## PÉREZ, Delvin

SS

Height - 6'3 Bats - R Born - 11/24/1998 at San Juan, Puerto Rico

Weight - 161 Throws - R Resides - Loiza, Puerto Rico

SCHOOL - Colegio Individualizado PJ Education School

HOW OBTAINED - Cardinals' 1st round selection (23rd overall) in the June, 2016 First-Year Player Draft.

CAREER NOTES - 2020: Participated in early workouts and seminars as part of the Cardinals two-week Instructional Camp in January...enters the season rated as having the "Best Infield Arm" in the Cardinals organization by *Baseball America* 2019: Named a Midwest League All-Star...ranked among Cardinals minor leaguers in runs (64, 10th), hits (123, 4th) and stolen bases (22, 4th)...ranked 7th in the Midwest League in hits (123)...participated in early workouts and seminars as part of the Cardinals Spring Training Early Program (S.T.E.P.) 2018: Named a New York-Penn League All-Star; played shortstop off the bench and went 0-for-2...had a season-high 5 RBI at Williamsport (9/2). 2016: Ranked 7th in the Gulf Coast League in batting average (.294)...posted a season-high five hits at GCL Astros (7/8) going 5-for-5 with two doubles and an RBI...tallied six RBI (3-6, triple) at GCL Mets (7/20)...batted .353 (12-34) with runners in scoring position...stole two bases in the GCL playoffs...posted the 4th-longest road hitting streak in the GCL at 12 games (6/24-7/22) batting .426 (23-54) during the streak.

YR	CLUB	LG	AVG	G	AB	R	H	2B	3B	HR	RBI	SH	SF	HP	BB	SO	SB	CS	SLG	OBP	E
16	GCL Cardinals	GCL	.294	43	163	19	48	8	4	0	19	1	1	3	12	28	12	1	.393	.352	17
17	GCL Cardinals	GCL	.238	11	42	7	10	1	2	0	5	0	2	1	5	10	2	1	.357	.320	2
	Johnson City	Appy	.184	23	76	7	14	1	1	0	4	0	0	2	12	14	3	4	.224	.311	4
18	State College	NYP	.213	64	239	22	51	5	3	1	21	0	0	2	28	54	8	6	.272	.301	13
19	Peoria	Mid	.269	118	458	64	123	17	3	1	30	7	0	14	27	117	22	9	.325	.329	24
Minor League Totals			.252	259	978	119	246	32	13	2	79	8	3	22	84	223	47	21	.317	.324	60

**PERRI, Michael J.****INF****Height** - 6'2      **Bats** - R      **Born** - 9/5/1995 at Alameda, CA**Weight** - 205      **Throws** - R      **Resides** - Alameda, CA**SCHOOL** - University of San Francisco**HOW OBTAINED** - Cardinals' 21st round selection (633rd overall) in the June, 2018 First-Year Player Draft.**CAREER NOTES - 2018:** Was 4-for-4 with a home run, four runs scored and four RBI at Greenville (8/4).**COLLEGE:** Played two seasons (2014-15) at Pepperdine University and was converted to a relief pitcher before transferring to the University of San Francisco and returned playing infield for the Dons. Led USF in batting (.336), doubles (22), home runs (9) and RBI (46) his senior season in 2018.**MISC:** Had three members of his family play college football: father Mark (Fresno State), brother Chris (Colorado) and brother Jeff (Malone-Ohio).

YR	CLUB	LG	AVG	G	AB	R	H	2B	3B	HR	RBI	SH	SF	HP	BB	SO	SB	CS	SLG	OBP	E
18	Johnson City	Appy	.267	57	202	35	54	14	3	4	19	1	0	5	11	21	7	0	.426	.321	10
19	Palm Beach	FSL	.235	67	234	26	55	8	0	3	18	2	0	5	11	32	1	0	.308	.284	15
	Springfield	Tex	.156	12	45	3	7	0	0	0	1	0	0	0	2	7	0	0	.156	.191	0
Minor League Totals			.241	136	481	64	116	22	3	7	38	3	0	10	24	60	8	0	.343	.291	25

**PIMENTEL, Eduar****RHP****Height** - 6'2      **Bats** - R      **Born** - 2/23/2001 at San Cristobal, Dominican Republic**Weight** - 175      **Throws** - R      **Resides** - San Cristobal, Dominican Republic**HOW OBTAINED** - Signed by the Cardinals as an International free agent, 2/11/2019

YR	CLUB	LG	W-L	ERA	G	GS	CG	SHO	SV	IP	H	R	ER	HR	HB	BB	SO	WP	BK
19	DSL Cardinals	DSL	0-2	6.05	11	4	0	0	0	19.1	23	17	13	1	1	8	17	6	1
Minor League Totals			0-2	6.05	11	4	0	0	0	19.1	23	17	13	1	1	8	17	6	1

**PINDER, Chase A.****OF****Height** - 5'11      **Bats** - R      **Born** - 3/16/1996 at Poquoson, VA**Weight** - 180      **Throws** - R      **Resides** - Poquoson, VA**SCHOOL** - Clemson University**HOW OBTAINED** - Cardinals 7th round selection (214th overall) in the June, 2017 First-Year Player Draft.**CAREER NOTES - 2019:** Participated in early workouts and seminars as part of the Cardinals Spring Training Early Program (S.T.E.P.) **2018:** Tied for 7th among Cardinals minor leaguers with 48 walks...ran off a 20-game on-base streak (7/1-23) with an on-base pct. of .456 during the stretch. **2017:** Ranked 8th in the Appalachian League in batting (.320) and 2nd inslugging...ranked 3rd among Cardinals minor leaguers in batting (.320) and 2nd in OPS (.880). **MISC:** Older brother, Chad, is an infielder in Oakland's organization...his father Chris, played college baseball at Florida State and Virginia Commonwealth.

YR	CLUB	LG	AVG	G	AB	R	H	2B	3B	HR	RBI	SH	SF	HP	BB	SO	SB	CS	SLG	OBP	E
17	Johnson City	Appy	.320	50	169	35	34	9	1	3	21	1	1	7	31	39	5	3	.438	.442	0
18	Palm Beach	FSL	.252	78	278	37	70	13	2	4	30	2	2	3	44	62	3	5	.356	.358	1
	Springfield	Tex	.267	11	30	2	8	0	0	0	1	0	0	0	4	7	0	0	.267	.353	0
19	Springfield	Tex	.160	14	50	4	8	0	0	0	1	1	0	0	5	19	0	0	.160	.236	2
	Palm Beach	FSL	.202	73	242	31	49	7	0	4	21	4	3	8	32	72	1	3	.260	.300	5
Minor League Totals			.246	226	769	109	189	29	3	11	74	8	6	18	116	199	9	11	.334	.355	8

## PLUMMER, Nicholas R. (Nick)

OF

**Height** - 5'11 **Bats** - L **Born** - 7/31/1996 at Royal Oak, MI

**Weight** - 230 **Throws** - L **Resides** - Lathrup Village, MI

**SCHOOL** - Brother Rice (MI) High School

**HOW OBTAINED** - Cardinals 1st round selection (23rd Overall) in the June, 2015 First-Year Player Draft.

**CAREER NOTES - CAREER:** Walks one out of every six plate appearances (15.3%). **2018:** Ranked 5th in the Midwest League and led all Cardinals minor league players with 67 walks. **2017:** Ranked 5th among Cardinals minor leaguers with 53 walks...was 1-for-2 with a stolen base in the Midwest League playoffs. **2016:** Missed the entire season with a right wrist injury. **2015:** Led the Gulf Coast League in runs (43) and walks (39), and ranked T2nd in triples (5)...ranked 8th in the GCL in on-base percentage (.379)...ranked among Cardinals minor leaguers in triples (5, 7th) and on-base percentage (.379, 10th)...posted nine games with multiple walks with a season-high three twice (7/11 at GCL Nationals & 8/25 vs. GCL Mets)...scored a run in 31-of-51 games...reached base safely via hit, walk or HBP in 48-of-51 games...rated as the No. 8 prospect and "Best Hitter for Average" in the Cardinals organization by *Baseball America*.

**PREP:** Batted .520 with 68 runs, 32 stolen bases and 22 doubles in 41 games his senior season in high school.

**MISC:** Signed his letter of intent to the University of Kentucky.

YR	CLUB	LG	AVG	G	AB	R	H	2B	3B	HR	RBI	SH	SF	HP	BB	SO	SB	CS	SLG	OBP	E
15	GCL Cardinals	GCL	.228	51	180	*43	41	8	5	1	22	1	2	6	*39	56	8	6	.344	.379	1
16	Johnson City	Apy	DID NOT PLAY -- INJURED																		
17	Peoria	Mid	.198	92	278	36	55	11	1	4	17	0	1	14	53	109	8	9	.288	.353	4
18	Peoria	Mid	.205	104	336	54	69	15	3	8	30	1	0	7	67	131	10	7	.339	.349	7
19	Palm Beach	FSL	.176	96	289	35	51	15	2	5	29	3	5	12	47	119	3	3	.294	.312	1
Minor League Totals			.199	343	1083	168	216	49	11	18	98	5	8	39	206	415	29	25	.315	.345	6

## POLITZ, Robert S. (Scott)

RHP

**Height** - 6'2 **Bats** - R **Born** - 8/22/1996 at Austin, TX

**Weight** - 205 **Throws** - R **Resides** - Austin, TX

**SCHOOL** - Yale University

**HOW OBTAINED** - Cardinals' 29th round selection (875th overall) in the June, 2019 First-Year Player Draft.

**CAREER NOTES - 2019:** Ranked T9th among New York-Penn League pitchers with 70.0 innings pitched.

**COLLEGE:** Played for former Cardinals pitcher John Stuper, the head baseball coach, at Yale...was named All-Ivy League his freshman through junior season...left the school tied for the career wins lead with 28, 2nd in single season wins with 11 in 2017, and 3rd in career strikeouts with 240.

YR	CLUB	LG	W-L	ERA	G	GS	CG	SHO	SV	IP	H	R	ER	HR	HB	BB	SO	WP	BK
19	State College	NYP	4-3	4.63	14	13	0	0	0	70.0	71	40	36	4	3	22	49	1	0
Minor League Totals			4-3	4.63	14	13	0	0	0	70.0	71	40	36	4	3	22	49	1	0

## PORTILLO, Reiny

RHP

**Height** - 6'2 **Bats** - R **Born** - 1/14/2001 at Los Puertos de Altigracia, Venezuela

**Weight** - 196 **Throws** - R **Resides** - Los Puertos de Altigracia, Venezuela

**HOW OBTAINED** - Signed by the Cardinals as an International free agent on 7/28/2018

**CAREER NOTES - 2019:** Ranked 4th among Cardinals minor league pitchers in ERA (2.87) and opponent BA (.219).

YR	CLUB	LG	W-L	ERA	G	GS	CG	SHO	SV	IP	H	R	ER	HR	HB	BB	SO	WP	BK
19	DSL Cardinals	DSL	2-4	2.87	12	12	0	0	0	59.2	49	23	19	3	5	20	56	6	0
Minor League Totals			2-4	2.87	12	12	0	0	0	59.2	49	23	19	3	5	20	56	6	0

## PRENDERGAST, Zachary C. (Zach)

RHP

**Height** - 6'1 **Bats** - R **Born** - 5/6/1995 at Horsham, PA

**Weight** - 195 **Throws** - R **Resides** - Horsham, PA

**SCHOOL** - Seton Hall University

**HOW OBTAINED** - Signed by the Cardinals as a non-drafted free agent, 7/24/2017.

**CAREER NOTES - 2018:** Ranked 8th among Cardinals minor league pitchers in strikeout/walk ratio (5.3)...recorded a decision (win/loss/save) in each of his first eight appearances of the season (3 relief/5 starts). **2017:** Led all Cardinals minor league pitchers in strikeout/walk ratio (7.33) and ranked among the Top 10 in strikeouts/9 IP (12.12) and WHIP (0.98, 4th).

YR	CLUB	LG	W-L	ERA	G	GS	CG	SHO	SV	IP	H	R	ER	HR	HB	BB	SO	WP	BK
17	Johnson City	Apy	3-0	2.20	6	6	0	0	0	32.2	26	10	8	1	0	6	44	0	0
18	Peoria	Mid	7-4	3.08	27	10	0	0	1	79.0	78	33	27	7	2	15	80	4	0
19	Palm Beach	FSL	3-5	5.24	32	3	0	0	0	67.0	77	43	39	5	3	21	76	3	0
Minor League Totals			13-9	3.73	65	19	0	0	1	178.2	181	86	74	13	5	42	200	7	0

**PUELLO, Julio**

**Height** - 6'4      **Bats** - R      **Born** - 1/7/1999 at La Romana, Dominican Republic  
**Weight** - 185      **Throws** - R      **Resides** - La Romana, Dominican Republic

**HOW OBTAINED** - Signed by the Cardinals as an International free agent, 5/29/2018

**CAREER NOTES - 2019:** Was 0-1 with a 10.50 ERA in his lone Appalachian League playoff start allowing seven runs over 6.0 innings...ranked 8th among Cardinals minor league pitchers with a 3.8 strikeout/walk ratio. **2018:** Tied for the Dominican Summer League lead in winning percentage (1.000, 7-0) and ranked among the league leaders in innings pitched (74.2, 4th), strikeouts (82, 3rd) 4th in strikeouts/9 IP among starting pitchers (9.84)...led all Cardinals minor league pitchers in ERA (2.05) and was Toughest to HR off (304 TBF/0 HR)...ranked 2nd among Cardinals minor league pitchers in opponent batting average (.210)...struck out a season-high 12 batters over 6.0 innings at DSL Yankees (8/20).

YR	CLUB	LG	W-L	ERA	G	GS	CG	SHO	SV	IP	H	R	ER	HR	HB	BB	SO	WP	BK
18	DSL Cardinals	DSL	7-0	2.05	15	13	0	0	0	74.2	57	21	17	0	8	23	82	6	0
19	Johnson City	Appy	5-4	5.40	13	13	0	0	0	71.2	77	45	43	8	11	18	68	4	0
Minor League Totals			12-4	3.69	28	26	0	0	0	146.1	134	66	60	8	19	41	150	10	0

**RALSTON, Jack W.**

**Height** - 6'6      **Bats** - R      **Born** - 8/13/1997 at Panorama City, CA  
**Weight** - 231      **Throws** - R      **Resides** - Newhall, CA

**SCHOOL** - University of California-Los Angeles (UCLA)

**HOW OBTAINED** - Cardinals' 7th round selection (215th overall) in the June, 2019 First-Year Player Draft.

**CAREER NOTES - 2019:** Ranked T9th among Cardinals minor league pitchers with five saves.

**COLLEGE:** Dick Howser Trophy Semi-finalist in 2019...All-Pac 12 Pitching Honors...was the first Bruins 10-game winner since 2015...pitched out of the bullpen for the 2018 Cape Cod League Champion Wareham Gatemen...was 11-1 with a 2.55 ERA over 95.1 innings striking out 107 batters...won his first 11 games in 2019 before a loss to Loyola Marymount in the Los Angeles NCAA Regional.

YR	CLUB	LG	W-L	ERA	G	GS	CG	SHO	SV	IP	H	R	ER	HR	HB	BB	SO	WP	BK
19	State College	NYP	1-0	1.07	17	0	0	0	5	25.1	12	4	3	0	0	7	26	1	3
Minor League Totals			1-0	1.07	17	0	0	0	5	25.1	12	4	3	0	0	7	26	1	3

**RAMIREZ, Bryan**

**Height** - 6'4      **Bats** - R      **Born** - 9/29/2001 at Cartagena, Colombia  
**Weight** - 207      **Throws** - R      **Resides** - Cartagena, Colombia

**HOW OBTAINED** - Signed by the Cardinals as an International free agent, 7/2/2019

YR	CLUB	LG	W-L	ERA	G	GS	CG	SHO	SV	IP	H	R	ER	HR	HB	BB	SO	WP	BK
19	DSL Cardinals	DSL	1-1	3.31	10	1	0	0	0	16.1	13	16	6	1	3	21	17	9	0
Minor League Totals			1-1	3.31	10	1	0	0	0	16.1	13	16	6	1	3	21	17	9	0

**RAMIREZ, Claudio**

**Height** - 6'1      **Bats** - R      **Born** - 11/3/2000 at Barahona, Dominican Republic  
**Weight** - 185      **Throws** - R      **Resides** - Barahona, Dominican Republic

**HOW OBTAINED** - Signed by the Cardinals as an International free agent on 1/12/2018

**CAREER NOTES - 2020:** Was one of three members of the second graduating class from High School in the St. Louis Cardinals Academy in Dominican Republic.

YR	CLUB	LG	AVG	G	AB	R	H	2B	3B	HR	RBI	SH	SF	HP	BB	SO	SB	CS	SLG	OBP	E
18	DSL Cardinals	DSL	.211	60	199	39	42	16	2	2	26	0	2	6	39	64	2	1	.342	.354	11
19	DSL Cardinals	DSL	.264	56	201	32	53	10	1	2	32	1	3	1	40	70	3	1	.353	.384	1
Minor League Totals			.238	116	400	71	95	26	3	4	58	1	5	7	79	134	5	2	.348	.384	12

**RAMOS, Jeremy**

**Height** - 6'2      **Bats** - R      **Born** - 4/4/2003 at Espailat, Dominican Republic  
**Weight** - 180      **Throws** - R      **Resides** - Espailat, Dominican Republic

**HOW OBTAINED** - Signed by the Cardinals as an International free agent on 7/2/2019.

YR	CLUB	LG	AVG	G	AB	R	H	2B	3B	HR	RBI	SH	SF	HP	BB	SO	SB	CS	SLG	OBP	E
----	------	----	-----	---	----	---	---	----	----	----	-----	----	----	----	----	----	----	----	-----	-----	---

2020 WILL BE HIS FIRST PROFESSIONAL SEASON

RHP

RHP

RHP

OF

OF



## RANDOLPH, Jeremy K.

RHP

**Height** - 5'11 **Bats** - R **Born** - 10/2/1995 at Dayton, OH

**Weight** - 210 **Throws** - R **Resides** - Miamisburg, OH

**SCHOOL** - University of Alabama

**HOW OBTAINED** - Cardinals' 26th round selection (785th overall) in the June, 2019 First-Year Player Draft.

**CAREER NOTES** - **COLLEGE**: Was selected out of Alabama as a grad student athlete after playing at Wright State University...led the Crimson Tide and T5th in the Southeastern Conference with nine saves...pitched on three Horizon League Championship teams at Wright State and three NCAA Regional appearances.

**PREP**: A two-sport athlete at Miamisburg High also playing basketball and holds the school record in assists and three-point baskets.

YR	CLUB	LG	W-L	ERA	G	GS	CG	SHO	SV	IP	H	R	ER	HR	HB	BB	SO	WP	BK
19	State College	NYP	3-2	4.04	16	3	0	0	0	42.1	44	27	19	4	0	20	49	2	0
Minor League Totals			3-2	4.04	16	3	0	0	0	42.1	44	27	19	4	0	20	49	2	0

## REDMOND, Chandler B.

INF

**Height** - 6'1 **Bats** - L **Born** - 1/9/1997 at Middletown, MD

**Weight** - 231 **Throws** - R **Resides** - Middletown, MD

**SCHOOL** - Gardner-Webb University

**HOW OBTAINED** - Cardinals' 32nd round selection (965th overall) in the June, 2019 First-Year Player Draft.

**CAREER NOTES** - **2019**: Appeared in the Appalachian League Top 10 in home runs (12, T3rd), RBI (40, 7th), on-base pct. (.382, 7th), slugging (.552, 3rd), OPS (.935, 3rd) and total bases (100, T5th)...ranked 3rd among Cardinals minor leaguers in slugging (.552) and 3rd in OPS (.935)...batted .316 (6-19) with 3 HR and 6 RBI in the Appalachian League playoffs.

**COLLEGE**: Named 2019 Big South Conference Player of the Year leading the league with 18 home runs, 59 RBI and a .660 slugging percentage...ranked T-19th in NCAA Division I in home runs and T-33rd in slugging percentage during the 2019 season...set the school record for single-season (18) and career (50) home runs...had three multi-home run games during the 2019 season and six total in his career.

YR	CLUB	LG	AVG	G	AB	R	H	2B	3B	HR	RBI	SH	SF	HP	BB	SO	SB	CS	SLG	OBP	E
19	Johnson City	Appy	.287	54	181	37	52	12	0	12	40	0	2	4	25	55	4	2	.552	.382	3
Minor League Totals			.287	54	181	37	52	12	0	12	40	0	2	4	25	55	4	2	.552	.382	3

## REICHENBORN, Tyler

OF

**Height** - 5'11 **Bats** - R **Born** - 7/23/1998 at Saint Louis Park, MN

**Weight** - 167 **Throws** - R **Resides** - Saint Louis Park, MN

**SCHOOL** - Tennessee Wesleyan University

**HOW OBTAINED** - Signed by the Cardinals as a non-drafted free agent, 7/16/2019

YR	CLUB	LG	AVG	G	AB	R	H	2B	3B	HR	RBI	SH	SF	HP	BB	SO	SB	CS	SLG	OBP	E
19	Palm Beach	FSL	.400	3	10	2	4	1	0	1	3	0	0	0	1	1	0	0	.800	.455	0
19	GCL Cardinals	GCL	.250	21	68	9	17	2	3	3	8	0	3	3	10	15	1	5	.500	.357	0
Minor League Totals			.269	24	78	11	21	3	3	4	11	0	3	3	11	16	1	5	.538	.368	0

## REYNOSO, Francis

OF

**Height** - 6'4 **Bats** - R **Born** - 12/26/2002 at Santo Domingo, Dominican Republic

**Weight** - 210 **Throws** - R **Resides** - Santo Domingo, Dominican Republic

**HOW OBTAINED** - Signed by the Cardinals as an International free agent, 7/2/2019

YR	CLUB	LG	AVG	G	AB	R	H	2B	3B	HR	RBI	SH	SF	HP	BB	SO	SB	CS	SLG	OBP	E
2020 WILL BE HIS FIRST PROFESSIONAL SEASON																					

## RICHARD, Yordy

RHP

**Height** - 6'1 **Bats** - R **Born** - 8/27/2002 at Guayubin, Dominican Republic

**Weight** - 191 **Throws** - R **Resides** - Guayubin, Dominican Republic

**HOW OBTAINED** - Signed by the Cardinals as an International free agent, 3/26/2019

YR	CLUB	LG	W-L	ERA	G	GS	CG	SHO	SV	IP	H	R	ER	HR	HB	BB	SO	WP	BK
19	DSL Cardinals	DSL	4-0	4.31	12	8	0	0	0	48.0	46	26	23	3	5	21	43	3	0
Minor League Totals			4-0	4.31	12	8	0	0	0	48.0	46	26	23	3	5	21	43	3	0

**RICHARDSON, Zade****Height** - 6'1      **Bats** - R      **Born** - 5/10/2000 at New Richmond, OH**Weight** - 185      **Throws** - R      **Resides** - New Richmond, OH**SCHOOL** - Wabash Valley College (IL)**HOW OBTAINED** - Cardinals' 22nd round selection (665th overall) in the June, 2019 First-Year Player Draft.**CAREER NOTES** - 2019: Threw out 23.8% (5 CS/21 SB ATT) of attempted base stealers. **COLLEGE**: Helped Wabash Valley to the JUCO World Series batting .385 with 6 HR and 56 RBI, ranking 6th in the GRAC in RBI.

YR	CLUB	LG	AVG	G	AB	R	H	2B	3B	HR	RBI	SH	SF	HP	BB	SO	SB	CS	SLG	OBP	E
19	GCL Cardinals	GCL	.191	22	68	8	13	4	0	1	4	0	0	2	12	27	1	1	.294	.329	2
Minor League Totals			.191	22	68	8	13	4	0	1	4	0	0	2	12	27	1	1	.294	.329	2

**RILEY, Alex B. (Brandon)****Height** - 6'0      **Bats** - L      **Born** - 12/13/1996 at Burlington, NC**Weight** - 175      **Throws** - R      **Resides** - Burlington, NC**SCHOOL** - University of North Carolina-Chapel Hill**HOW OBTAINED** - Cardinals' 14th round selection (423rd overall) in the June, 2018 First-Year Player Draft.**CAREER NOTES** - 2019: Ranked 9th among Cardinals minor leaguers with 50 walks and T8th with 14 stolen bases. 2018: Ranked 3rd among Cardinals minor leaguers with a .426 on-base percentage...posted a 25-game on-base streak (6/29-7/29) with a .449 OBP...drew three walks in a game four times and multiple walks in 12 games...scored a season-high four runs vs. Greenville (8/4). **COLLEGE**: Played in the 2018 College World Series batting cleanup and tallying 3 RBI for the Tarheels in three games. Named 2nd-team All-Atlantic Coast Conference in 2018.

YR	CLUB	LG	AVG	G	AB	R	H	2B	3B	HR	RBI	SH	SF	HP	BB	SO	SB	CS	SLG	OBP	E
18	Johnson City	Appy	.294	37	126	22	37	4	0	2	12	1	2	0	35	21	1	5	.373	.442	0
	Peoria	Mid	.192	9	26	2	5	1	0	0	1	0	0	0	6	6	0	1	.231	.344	0
19	Peoria	Mid	.234	118	411	43	96	20	3	1	35	0	1	0	50	104	14	4	.304	.316	3
Minor League Totals			.245	164	563	67	138	25	3	3	48	1	3	0	91	131	15	10	.316	.349	3

**RINCÓN, Hancel****Height** - 6'2      **Bats** - R      **Born** - 4/28/2002 at Los Llanos, Dominican Republic**Weight** - 165      **Throws** - R      **Resides** - Los Llanos, Dominican Republic**HOW OBTAINED** - Signed by the Cardinals as an International free agent, 1/26/2019

YR	CLUB	LG	W-L	ERA	G	GS	CG	SHO	SV	IP	H	R	ER	HR	HB	BB	SO	WP	BK
19	DSL Cardinals	DSL	1-5	3.75	15	9	0	0	0	50.1	47	27	21	2	3	19	41	15	1
Minor League Totals			1-5	3.75	15	9	0	0	0	50.1	47	27	21	2	3	19	41	15	1

**RIVAS, Jeremy****Height** - 6'0      **Bats** - R      **Born** - 3/4/2003 at Valencia, Venezuela**Weight** - 180      **Throws** - R      **Resides** - Valencia, Venezuela**HOW OBTAINED** - Signed by the Cardinals as an International free agent, 7/2/2019.

YR	CLUB	LG	AVG	G	AB	R	H	2B	3B	HR	RBI	SH	SF	HP	BB	SO	SB	CS	SLG	OBP	E
2020 WILL BE HIS FIRST PROFESSIONAL SEASON																					

**ROACH, Dalton****Height** - 6'2      **Bats** - R      **Born** - 4/8/1996 at Eau Claire, WI**Weight** - 218      **Throws** - R      **Resides** - Eau Claire, WI**SCHOOL** - Minnesota State University-Mankato**HOW OBTAINED** - Signed by the Cardinals as a non-drafted free agent, 6/13/2019.

YR	CLUB	LG	W-L	ERA	G	GS	CG	SHO	SV	IP	H	R	ER	HR	HB	BB	SO	WP	BK
18	River City (Ind.)	Fron	1-3	4.66	11	5	0	0	0	36.2	37	19	19	7	0	13	42	2	0
19	River City (Ind.)	Fron	4-0	1.13	5	5	1	0	0	32.0	17	4	4	4	2	6	37	1	0
	Peoria	Mid	1-1	3.71	6	6	0	0	0	34.0	30	16	14	0	2	15	34	0	0
	Johnson City	Appy	1-0	5.64	4	4	0	0	0	22.1	21	15	14	4	0	3	21	0	0
	State College	NYP	1-0	2.45	2	2	0	0	0	11.0	8	4	3	2	1	4	16	0	0
Independent Totals			5-3	3.01	16	10	1	0	0	68.2	54	23	23	11	2	19	79	3	0
Minor League Totals			3-1	4.14	12	12	0	0	0	67.1	59	35	31	6	3	22	71	0	0

C

OF

RHP

SS

RHP

## ROBBINS, Walker B.

LHP

**Height** - 6'3 **Bats** - L **Born** - 11/18/1997 at Mobile, AL

**Weight** - 210 **Throws** - L **Resides** - Leaksville, MS

**SCHOOL** - George County (MS) HS

**HOW OBTAINED** - Cardinals' 5th round selection (166th overall) in the June, 2016 First-Year Player Draft.

**CAREER NOTES - 2019:** Converted from outfield to pitcher.

**PREP:** A two-way player, batted .477 with 3 HR and 16 RBI while posting pitching marks of 8-2 with an 0.67 ERA including a perfect game and a no-hitter...signed his letter of intent to Mississippi State University.

YR	CLUB	LG	W-L	ERA	G	GS	CG	SHO	SV	IP	H	R	ER	HR	HB	BB	SO	WP	BK
18	State College	NYP	0-0	0.00	2	0	0	0	0	0.2	1	0	0	0	0	1	1	0	0
19	Johson City	Appy	3-0	2.52	17	0	0	0	2	25.0	22	11	7	0	2	10	31	0	0
Minor League Totals			3-0	2.45	19	0	0	0	2	25.2	23	11	7	0	2	11	32	0	0

YR	CLUB	LG	AVG	G	AB	R	H	2B	3B	HR	RBI	SH	SF	HP	BB	SO	SB	CS	SLG	OBP	E
16	GCL Cardinals	GCL	.185	30	108	8	20	1	0	0	6	0	1	1	5	31	3	0	.194	.226	1
17	Johnson City	Appy	.174	40	132	14	23	9	0	2	11	0	3	0	14	48	1	0	.288	.248	2
18	State College	NYP	.153	36	118	7	18	4	0	0	1	0	0	0	9	38	0	0	.186	.213	2
Minor League Totals			.170	106	358	29	61	14	0	2	18	0	4	1	28	117	4	0	.226	.230	5

## ROBERTSON, Kramer R.

SS

**Height** - 5'10 **Bats** - R **Born** - 9/20/1994 at Ruston, LA

**Weight** - 165 **Throws** - R **Resides** - McGregor, TX

**SCHOOL** - Louisiana State University

**HOW OBTAINED** - Cardinals' 4th round selection (124th overall) in the June, 2017 First-Year Player Draft.

**CAREER NOTES - 2019:** Ranked 2nd among Cardinals minor leaguers with 66 walks and 7th with 68 runs...participated in early workouts and seminars as part of the Cardinals Spring Training Early Program (S.T.E.P.) **2018:** Led the Florida State League in hit by pitch (18) and ranked in the Top 5 in runs (74, 2nd), Toughest to Strike Out (10.35 TPA/SO) and at-bats (460, 5th)...ranked among Cardinals minor league players in runs (74, 4th), hits (116, 8th), doubles (24, T-7th), walks (49, T-5th) and stolen bases (15, T-8th)...was 1-for-8 in the Florida State League playoffs. **2017:** Was 2-for-12 with a double and an RBI in the Midwest League playoffs.

**COLLEGE:** Was 6-for-30 batting lead-off and starting all seven games for LSU in the 2017 College World Series and was 2-for-3 against Oregon State in an elimination game...named First Team All-SEC as a junior (2016) and was NCAA Baton Rouge Regional All-Tournament team.

**PREP:** Played quarterback in high school and led Midway to the Texas 5A State Playoffs his junior and senior seasons...

**MISC:** His father is Randy Robertson a former quarterback at Louisiana Tech and his mother, Kim Mulkey, is the head women's basketball coach at Baylor who had a distinguished career playing basketball at Louisiana Tech and was a member of the 1984 USA Women's Olympic Basketball Team...was previously drafted by the Cleveland Indians in the 32nd round of the 2016 MLB Draft.

YR	CLUB	LG	AVG	G	AB	R	H	2B	3B	HR	RBI	SH	SF	HP	BB	SO	SB	CS	SLG	OBP	E
17	Peoria	Mid	.270	54	215	34	58	12	0	3	13	0	0	6	21	36	10	4	.367	.351	13
18	Palm Beach	FSL	.252	121	460	74	116	24	3	2	37	10	1	*18	49	52	15	10	.330	.347	18
19	Springfield	Tex	.227	57	194	40	44	5	1	6	27	2	3	8	39	43	12	6	.356	.373	5
	Memphis	PCL	.235	66	179	28	42	10	0	5	24	0	0	3	27	42	2	4	.374	.344	12
Minor League Totals			.248	298	1048	176	260	51	4	16	101	12	4	35	136	173	39	24	.350	.352	48

## RODRÍGUEZ, Dionys A.

RHP

**Height** - 6'0 **Bats** - L **Born** - 9/3/2000 at Pedro Brand, Dominican Republic

**Weight** - 195 **Throws** - R **Resides** - Pedro Brand, Dominican Republic

**HOW OBTAINED** - Signed by the Cardinals as an International free agent, 5/14/2018

YR	CLUB	LG	W-L	ERA	G	GS	CG	SHO	SV	IP	H	R	ER	HR	HB	BB	SO	WP	BK
18	DSL Cardinals	DSL	4-0	7.40	19	0	0	0	2	24.1	21	24	20	1	5	32	26	6	0
19	DSL Cardinals	DSL	2-1	5.88	17	0	0	0	2	26.0	18	20	17	1	0	19	32	7	1
Minor League Totals			6-1	6.62	36	0	0	0	4	50.1	39	44	37	2	5	51	58	13	1

**RODRÍGUEZ, Edgardo****C****Height** - 6'0 **Bats** - R **Born** - 11/29/2000 at Valencia, Venezuela**Weight** - 207 **Throws** - R **Resides** - Valencia, Venezuela**HOW OBTAINED** - Acquired along with LHP Matt Liberatore from the Tampa Bay Rays for OF José Martínez and OF Randy Arozarena, 1/9/2020.**CAREER NOTES** - 2018: Ranked among the Dominican Summer League leaders in batting (.330, 8th) and slugging percentage (.492, 9th).

YR	CLUB	LG	AVG	G	AB	R	H	2B	3B	HR	RBI	SH	SF	HP	BB	SO	SB	CS	SLG	OBP	E
18	DSL Rays	DSL	.330	51	191	34	63	11	1	6	34	0	5	8	12	19	1	1	.492	.384	3
19	GCL Rays	GCL	.400	10	25	3	10	1	1	0	6	0	1	1	1	6	0	0	.520	.429	0
Minor League Totals			.338	61	216	37	73	12	2	6	40	0	6	9	13	25	1	1	.495	.389	3

**RODRÍGUEZ, Gustavo A.****OF****Height** - 6'1 **Bats** - R **Born** - 1/24/2000 at Mao, Dominican Republic**Weight** - 188 **Throws** - R **Resides** - Mao, Dominican Republic**HOW OBTAINED** - Signed by the Cardinals as an International free agent, 7/2/2017.**CAREER NOTES** - 2019: Was one of nine members of the first graduating class from High School in the St. Louis Cardinals Academy in Dominican Republic...named a Dominican Summer League All-Star.

YR	CLUB	LG	AVG	G	AB	R	H	2B	3B	HR	RBI	SH	SF	HP	BB	SO	SB	CS	SLG	OBP	E
18	DID NOT PLAY -- RESTRICTED LIST																				
19	DSL Cardinals	DSL	.266	56	207	37	55	15	3	1	41	0	10	1	31	76	5	1	.382	.349	1
Minor League Totals			.266	56	207	37	55	15	3	1	41	0	10	1	31	76	5	1	.382	.349	1

**RODRÍGUEZ, Gustavo J.****RHP****Height** - 6'3 **Bats** - R **Born** - 1/8/2001 at Cumana, Venezuela**Weight** - 175 **Throws** - R **Resides** - Cumana, Venezuela**HOW OBTAINED** - Signed by the Cardinals as an International free agent, 7/17/2018.**CAREER NOTES** - 2019: Ranked among Cardinals minor league pitchers in ERA (2.04, 2nd), strikeout/walk ratio (4.8, 2nd) and Toughest to HR Off (117.0 TBF/HR).

YR	CLUB	LG	W-L	ERA	G	GS	CG	SHO	SV	IP	H	R	ER	HR	HB	BB	SO	WP	BK
18	DSL Cardinals	DSL	0-1	2.25	8	1	0	0	0	12.0	12	6	3	0	0	8	4	1	0
19	DSL Cardinals	DSL	4-1	2.04	12	12	0	0	0	57.1	51	22	13	1	5	11	53	4	1
Minor League Totals			4-2	2.08	20	13	0	0	0	69.1	63	28	16	1	5	19	57	5	1

**RODRÍGUEZ, José****OF****Height** - 6'3 **Bats** - R **Born** - 8/4/2002 at Dajabon, Dominican Republic**Weight** - 200 **Throws** - R **Resides** - Dajabon, Dominican Republic**HOW OBTAINED** - Signed by the Cardinals as an International free agent, 3/29/2019

YR	CLUB	LG	AVG	G	AB	R	H	2B	3B	HR	RBI	SH	SF	HP	BB	SO	SB	CS	SLG	OBP	E
19	DSL Cardinals	DSL	.200	17	60	8	12	3	0	1	9	0	0	2	7	25	0	0	.300	.304	2
Minor League Totals			.200	17	60	8	12	3	0	1	9	0	0	2	7	25	0	0	.300	.304	2

**RODRÍGUEZ, Luis C.****C****Height** - 5'11 **Bats** - R **Born** - 2/26/2000 at Falcon, Venezuela**Weight** - 188 **Throws** - R **Resides** - Falcon, Venezuela**HOW OBTAINED** - Signed by the Cardinals as an International free agent, 7/2/2017**CAREER NOTES** - 2018: Ranked 3rd among Dominican Summer League catchers throwing out 50.7% (35 CS/69 SB ATT) of attempted base stealers...tallied 6 RBI in his first professional game, going 2-for-5 with a grand slam in his first career plate appearance at the DSL Twins (6/2).

YR	CLUB	LG	AVG	G	AB	R	H	2B	3B	HR	RBI	SH	SF	HP	BB	SO	SB	CS	SLG	OBP	E
18	DSL Cardinals	DSL	.188	37	133	13	25	4	0	1	12	0	3	3	12	36	2	1	.241	.265	9
19	DSL Cardinals	DSL	.265	43	151	21	40	6	1	1	24	0	1	4	11	33	1	3	.338	.329	5
Minor League Totals			.229	80	284	34	65	10	1	2	36	0	4	7	23	69	3	4	.292	.299	14

## ROMBLEY, Kershawn

OF

**Height** - 6'1 **Bats** - L **Born** - 8/11/2003 at Oranjestad, Aruba

**Weight** - 173 **Throws** - R **Resides** - Oranjestad, Aruba

**HOW OBTAINED** - Signed by the Cardinals as an International free agent, 8/11/2019.

YR	CLUB	LG	AVG	G	AB	R	H	2B	3B	HR	RBI	SH	SF	HP	BB	SO	SB	CS	SLG	OBP	E
2020 WILL BE HIS FIRST PROFESSIONAL SEASON																					

## ROMERI, Patrick A.

OF

**Height** - 6'3 **Bats** - R **Born** - 6/29/2001 at Sarasota, FL

**Weight** - 195 **Throws** - R **Resides** - Sarasota, FL

**SCHOOL** - IMG Academy (FL)

**HOW OBTAINED** - Cardinals' 12th round selection (365th overall) in the June, 2019 First-Year Player Draft.

**CAREER NOTES -2020:** Participated in early workouts and seminars as part of the Cardinals two-week Instructional Camp in January. **2019:** ranked T4th in the Gulf Coast League in home runs (6). **NOTES:** College commitment to Villanova University.

YR	CLUB	LG	AVG	G	AB	R	H	2B	3B	HR	RBI	SH	SF	HP	BB	SO	SB	CS	SLG	OBP	E
19	GCL Cardinals	GCL	.246	41	138	23	34	6	3	6	20	0	2	3	19	46	4	0	.464	.346	1
Minor League Totals			.246	41	138	23	34	6	3	6	20	0	2	3	19	46	4	0	.464	.346	1

## ROSARIO, Yowelfy R.

3B

**Height** - 6'2 **Bats** - R **Born** - 6/9/2000 at Santiago de los Caballeros, Dominican Republic

**Weight** - 194 **Throws** - R **Resides** - Santiago de los Caballeros, Dominican Republic

**HOW OBTAINED** - Signed by the Cardinals as an International free agent, 7/2/2016.

**CAREER NOTES - 2018:** Ranked T-2nd among Cardinals minor league players with eight triples...reached base safely in 22 straight road games (6/2-8/9) with a .376 OBP.

YR	CLUB	LG	AVG	G	AB	R	H	2B	3B	HR	RBI	SH	SF	HP	BB	SO	SB	CS	SLG	OBP	E
17	DSL Cardinals	DSL	.216	35	111	14	24	3	1	0	15	4	1	0	9	31	2	0	.261	.273	9
18	DSL Cardinals	DSL	.255	57	196	49	50	15	8	3	36	1	2	5	33	61	7	2	.459	.373	17
19	GCL Cardinals	GCL	.207	40	140	7	29	5	2	1	18	1	1	2	13	50	3	4	.293	.282	8
Minor League Totals			.230	132	447	70	103	23	11	4	69	6	4	7	55	142	12	6	.358	.322	34

## SABINO, Liam K.

INF

**Height** - 6'0 **Bats** - R **Born** - 5/1/1996 at New York, NY

**Weight** - 205 **Throws** - R **Resides** - East Stroudsburg, PA

**SCHOOL** - University of Pittsburgh

**HOW OBTAINED** - Cardinals' 35th round selection (1,053rd overall) in the June, 2018 First-Year Player Draft.

**CAREER NOTES - 2019:** Ranked 8th among Cardinals minor leaguers in on-base percentage (.387) and OPS (.845). **2018:** Ran off a 12-game hitting streak (8/16-26) with the final seven games of the stretch all multi-hit efforts.

**COLLEGE:** Played two seasons (2015-16) at Vanderbilt University before transferring to Pittsburgh. Ranked among ACC leaders in home runs (16, T5th), doubles (18, T4th) and slugging (.599, 6th), while earning 2nd Team All-ACC honors in 2018.

**PREP:** Helped lead Blair (NJ) Academy to three straight New Jersey Prep A state baseball titles with a school record 20 wins in 2013. Named New Jersey Star-Ledger Player of the Year in 2014.

**MISC:** Is tri-lingual speaking English, Spanish and Portuguese with his parents from Brazil (mother) and the Dominican Republic (father).

YR	CLUB	LG	AVG	G	AB	R	H	2B	3B	HR	RBI	SH	SF	HP	BB	SO	SB	CS	SLG	OBP	E
18	GCL Cardinals	GCL	.192	23	73	10	14	7	0	0	10	0	0	1	7	31	2	0	.288	.272	8
	Johnson City	Appy	.339	19	62	11	21	6	1	3	11	0	0	1	9	15	1	2	.613	.431	0
19	Johnson City	Appy	.282	51	174	30	49	11	2	6	33	0	1	5	25	53	4	3	.471	.385	4
	State College	NYP	.286	4	14	4	4	0	0	0	1	0	0	1	2	2	0	0	.286	.412	1
Minor League Totals			.272	97	323	55	88	24	3	9	55	0	1	8	43	101	7	5	.449	.371	13

## SALADIN, Darlin

RHP

**Height** - 5'11 **Bats** - R **Born** - 12/28/2002 at San Pedro de Macoris, Dominican Republic

**Weight** - 150 **Throws** - R **Resides** - San Pedro de Macoris, Dominican Republic

**HOW OBTAINED** - Signed by the Cardinals as an International free agent, 9/3/2019

YR	CLUB	LG	W-L	ERA	G	GS	CG	SHO	SV	IP	H	R	ER	HR	HB	BB	SO	WP	BK
2020 WILL BE HIS FIRST PROFESSIONAL SEASON																			



**SALAS, Endri****OF****Height** - 6'0 **Bats** - R **Born** - 7/10/2001 at Santo Domingo, DR**Weight** - 165 **Throws** - R **Resides** - Santo Domingo, DR**HOW OBTAINED** - Signed by the Cardinals as an International free agent, 3/26/2019.

YR	CLUB	LG	AVG	G	AB	R	H	2B	3B	HR	RBI	SH	SF	HP	BB	SO	SB	CS	SLG	OBP	E
19	DSL Cardinals	DSL	.279	23	86	15	24	4	2	0	10	0	0	5	10	17	2	1	.372	.386	1
Minor League Totals			.279	23	86	15	24	4	2	0	10	0	0	5	10	17	2	1	.372	.386	1

**SALAS, Juan****RHP****Height** - 6'1 **Bats** - R **Born** - 2/14/2003 at Cadereyta, Mexico**Weight** - 175 **Throws** - R **Resides** - Cadereyta, Mexico**HOW OBTAINED** - Signed by the Cardinals as an International free agent, 7/2/2019

YR	CLUB	LG	W-L	ERA	G	GS	CG	SHO	SV	IP	H	R	ER	HR	HB	BB	SO	WP	BK
2020 WILL BE HIS FIRST PROFESSIONAL SEASON																			

**SALDANA, Enrique****RHP****Height** - 5'11 **Bats** - R **Born** - 6/26/1999 at Panama City, Panama**Weight** - 155 **Throws** - R **Resides** - Panama City, Panama**HOW OBTAINED** - Acquired during the Triple-A Phase of the Rule 5 Draft from the Colorado Rockies, 12/12/2019

YR	CLUB	LG	W-L	ERA	G	GS	CG	SHO	SV	IP	H	R	ER	HR	HB	BB	SO	WP	BK
18	DSL Rockies	DSL	1-0	2.53	11	0	0	0	0	10.2	10	5	3	1	2	11	12	5	0
19	DSL Rockies	DSL	5-0	2.28	12	12	0	0	0	51.1	46	18	13	3	6	12	42	7	0
Minor League Totals			6-0	2.32	23	12	0	0	0	62.0	56	23	16	4	8	23	54	12	0

**SANCHEZ, Juan****C****Height** - 5'11 **Bats** - R **Born** - 10/15/2001 at Ciudad Ojeda, Venezuela**Weight** - 205 **Throws** - R **Resides** - Ciudad Ojeda, Venezuela**HOW OBTAINED** - Signed by the Cardinals as an International free agent, 7/28/2018**CAREER NOTES** - 2019: Threw out 15.8% (6 CS/38 SB ATT) of attempted base stealers.

YR	CLUB	LG	AVG	G	AB	R	H	2B	3B	HR	RBI	SH	SF	HP	BB	SO	SB	CS	SLG	OBP	E
19	DSL Cardinals	DSL	.193	28	88	11	17	4	0	0	12	0	1	2	10	30	1	0	.239	.287	3
Minor League Totals			.193	28	88	11	17	4	0	0	12	0	1	2	10	30	1	0	.239	.287	3

**SANTANA, Saniel****RHP****Height** - 6'1 **Bats** - R **Born** - 8/12/1999 at Salcedo, Dominican Republic**Weight** - 240 **Throws** - R **Resides** - Salcedo, Dominican Republic**HOW OBTAINED** - Signed by the Cardinals as an International free agent, 11/13/2017

YR	CLUB	LG	W-L	ERA	G	GS	CG	SHO	SV	IP	H	R	ER	HR	HB	BB	SO	WP	BK
18	DSL Cardinals	DSL	0-2	5.16	20	0	0	0	2	22.2	21	17	13	2	1	20	21	5	0
19	Johnson City	Appy	0-0	0.00	2	0	0	0	0	3.2	4	0	0	0	0	0	3	0	1
	GCL Cardinals	GCL	0-0	7.94	6	0	0	0	0	5.2	6	6	5	1	3	9	4	2	0
Minor League Totals			0-2	5.06	28	0	0	0	2	32.0	31	23	18	3	4	29	28	7	1

## SCHLESENER, Jacob S.

LHP

**Height** - 6'2 **Bats** - L **Born** - 10/8/1996 at Rogersville, MO

**Weight** - 190 **Throws** - L **Resides** - Rogersville, MO

**SCHOOL** - Logan Rogersville High School

**HOW OBTAINED** - Cardinals 12th round selection (371st Overall) in the June, 2015 First-Year Player Draft.

**CAREER NOTES** - **2019**: Ranked 3rd among Cardinals minor league pitchers with 12.5 strikeouts/9 IP. **2018**: Posted double-digit strikeout totals twice with 10 over 4.0 innings vs. Williamsport (8/16) and a season-high 11 over 5.2 innings at Batavia (8/26)...ranked 2nd in the New York-Penn League with 69 strikeouts. **2017**: Posted two double-digit strikeout games (7/16 at Kingsport - 10 K/5.0 IP & 8/5 vs. Princeton - 13 K/6.0 IP)...led the Appalachian League in walks (38) and ranked 3rd in strikeouts (61)...ranked 2nd among Cardinals minor league pitchers with 12.57 strikeouts/9 IP. **2016**: Led the Gulf Coast League in walks issued (34). **MISC**: Signed his college letter of intent with the University of Arkansas.

**PRONUNCIATION**: schlez-ner

YR	CLUB	LG	W-L	ERA	G	GS	CG	SHO	SV	IP	H	R	ER	HR	HB	BB	SO	WP	BK
15	GCL Cardinals	GCL	1-0	2.89	5	1	0	0	0	9.1	7	5	3	0	1	6	8	5	0
16	GCL Cardinals	GCL	1-3	9.00	11	5	0	0	0	19.0	15	22	19	0	3	*34	19	7	0
17	Johnson City	Appy	2-3	4.33	12	11	0	0	0	43.2	31	28	21	2	9	*38	61	12	1
18	State College	NYP	2-6	4.47	17	10	0	0	1	52.1	49	28	26	1	5	28	69	13	0
19	Peoria	Mid	0-4	12.42	8	5	0	0	0	16.2	16	26	23	1	6	35	22	8	1
	State College	NYP	2-6	4.37	18	6	0	0	0	57.2	46	43	28	3	12	35	81	9	1
Minor League Totals			8-22	5.44	71	38	0	0	0	198.2	164	152	120	7	36	176	260	54	3

## SCHMID, Colin R.

LHP

**Height** - 6'1 **Bats** - L **Born** - 8/13/1997 at New Bern, NC

**Weight** - 195 **Throws** - L **Resides** - New Bern, NC

**SCHOOL** - Appalachian State University

**HOW OBTAINED** - Cardinals' 13th round selection (393rd overall) in the June, 2018 First-Year Player Draft.

**CAREER NOTES** - **COLLEGE**: Left school ranked 3rd in Appalachian State history with 224 career strikeouts. Struck out 11 batters vs. UNC-Wilmington, tied for the highest game total in the Sun Belt in 2018. Named to the Dean's List majoring in Construction Management with minors in Spanish and Business.

YR	CLUB	LG	W-L	ERA	G	GS	CG	SHO	SV	IP	H	R	ER	HR	HB	BB	SO	WP	BK
18	Johnson City	Appy	2-2	5.44	13	8	0	0	1	48.0	49	33	29	4	3	16	36	4	0
19	Peoria	Mid	6-7	4.58	20	20	0	0	0	106.0	119	63	54	8	3	42	97	7	3
Minor League Totals			8-9	4.85	33	28	0	0	1	154.0	168	96	83	12	6	58	133	11	3

## SHEW, Anthony E.

RHP

**Height** - 6'2 **Bats** - R **Born** - 11/3/1993 at Long Beach, CA

**Weight** - 215 **Throws** - R **Resides** - Brookings, OR

**SCHOOL** - University of San Francisco

**HOW OBTAINED** - Signed as a non-drafted free agent, 6/20/2016.

**CAREER NOTES** - **2018**: Ranked 4th in the Texas League in ERA (4.50)...ranked among Texas League starting pitchers in strikeouts/9 IP (7.58), fewest walks/9 IP (2.53) and fewest baserunners/9 IP (13/18)...threw 156.2 innings, ranking 12th overall in Minor League Baseball and led all Cardinals minor league pitchers as well as strikeouts (130)...ranked among Cardinals minor league pitchers in wins (10, T-2nd) and games started (27, 2nd)...named Texas League Pitcher of the Week (7/16-22)...struck out a season-high 10 batters over 6.0 scoreless innings vs. Tulsa (8/1). **2017**: Ranked among the Cardinals minor league pitchers in WHIP (1.05, 9th), opponent BA (.234, 7th) and strikeout/walk ratio (6.36, 3rd)...took the loss in a Midwest League playoff game allowing four runs in 1.2 innings with four strikeouts.

**MISC**: Cousin of Kansas City Royals pitcher Ian Kennedy.

YR	CLUB	LG	W-L	ERA	G	GS	CG	SHO	SV	IP	H	R	ER	HR	HB	BB	SO	WP	BK
16	Johnson City	Appy	0-1	6.66	15	1	0	0	0	25.2	43	22	19	3	0	7	21	1	0
17	Palm Beach	FSL	0-0	15.00	1	0	0	0	0	3.0	6	5	5	0	1	1	4	0	0
	State College	NYP	2-2	3.38	4	4	0	0	0	24.0	20	9	9	1	1	2	27	1	0
	Peoria	Mid	5-0	2.95	10	9	0	0	0	58.0	49	21	19	6	2	11	58	3	0
18	Palm Beach	FSL	4-1	2.11	8	8	1	0	0	42.2	40	14	10	2	0	7	34	4	0
	Springfield	Tex	6-8	4.50	19	19	0	0	0	114.0	128	57	57	13	7	32	96	3	0
19	Springfield	Tex	1-2	1.93	5	5	0	0	0	28.0	27	8	6	1	2	6	27	2	0
	Memphis	PCL	1-3	5.58	10	8	0	0	0	40.1	47	28	25	7	2	20	43	2	0
Minor League Totals			19-17	4.02	72	54	1	0	0	335.2	360	164	150	33	15	86	310	16	0

**SISK, Samuel E. (Evan)****Height** - 6'3 **Bats** - L **Born** - 4/23/1997 at Pineville, NC**Weight** - 200 **Throws** - L **Resides** - Chester, SC**SCHOOL** - College of Charleston**HOW OBTAINED** - Cardinals' 16th round selection (483rd overall) in the June, 2018 First-Year Player Draft.**CAREER NOTES** - **2019**: Ranked T9th among Cardinals minor league pitchers with five saves. **2018**: Tied for the Appalachian League lead with four Holds and 5th in fewest baserunners/9 IP (10.08)...converted five saves in five opportunities. **COLLEGE**: Was 10-3 with a 2.96 ERA in 2018, ranking T7th in the NCAA Division 1 in wins.

YR	CLUB	LG	W-L	ERA	G	GS	CG	SHO	SV	IP	H	R	ER	HR	HB	BB	SO	WP	BK
18	Johnson City	Appy	0-0	1.76	20	1	0	0	5	30.2	23	6	1	1	1	12	35	1	0
19	Peoria	Mid	3-6	3.25	41	0	0	0	5	61.0	59	27	22	3	5	26	56	5	0
Minor League Totals			3-6	2.75	61	1	0	0	10	91.2	82	33	28	4	6	38	91	6	0

**LHP****SKEELS, Kyle****Height** - 6'2 **Bats** - R **Born** - 9/9/1996 at Langhorne, PA**Weight** - 250 **Throws** - R **Resides** - Langhorne, PA**SCHOOL** - Coastal Carolina University**HOW OBTAINED** - Cardinals' 36th round selection (1,085th overall) in the June, 2019 First-Year Player Draft.**CAREER NOTES** - **2019**: Threw out 21.4% (3 CS/14 SB ATT) of attempted base stealers.**COLLEGE**: Named 2019 Second Team All-Sun Belt Conference and All-Tournament Selection...ranked 7th in school history throwing out 24 career attempted base stealers for 31.2% (24 CS/77 SB ATT)...was a member of the 2016 Chanticleers College World Series National Championship team.

YR	CLUB	LG	AVG	G	AB	R	H	2B	3B	HR	RBI	SH	SF	HP	BB	SO	SB	CS	SLG	OBP	E
19	Johnson City	Appy	.250	27	88	13	22	5	0	2	9	1	1	5	8	28	0	1	.375	.343	2
Minor League Totals			.250	27	88	13	22	5	0	2	9	1	1	5	8	28	0	1	.375	.343	2

**C****SOLANO, Enmanuel I.****Height** - 6'2 **Bats** - R **Born** - 9/23/1998 at Santo Domingo Centro, Dominican Republic**Weight** - 175 **Throws** - R **Resides** - Santo Domingo Oeste, Dominican Republic**HOW OBTAINED** - Signed as an International free agent, 7/2/2016.**CAREER NOTES** - **2019**: New York-Penn League Pitcher of the Week (7/19-25)...led the New York-Penn League in innings pitched (82.1) and tied for the league lead in complete games...ranked 8th among Cardinals minor league pitchers in opponent BA (.246). **2018**: Ranked T-7th among Cardinals minor league pitchers with nine wins. **2017**: Ranked among Cardinals minor league pitchers in WHIP (1.01, 7th) and Toughest to HR Off (182 TB/F/0 HR).

YR	CLUB	LG	W-L	ERA	G	GS	CG	SHO	SV	IP	H	R	ER	HR	HB	BB	SO	WP	BK
16	DSL Cardinals	DSL	1-1	3.86	11	0	0	0	1	23.1	24	11	10	1	2	4	17	2	1
17	DSL Cardinals	DSL	4-2	3.28	12	9	0	0	0	49.1	39	29	18	0	9	11	36	4	1
18	DSL Cardinals	DSL	7-1	3.27	10	10	0	0	0	55.0	63	25	20	1	5	9	34	3	1
	GCL Cardinals	GCL	2-0	4.26	3	3	0	0	0	19.0	17	9	9	0	1	3	8	0	1
19	Palm Beach	FSL	0-0	0.00	1	0	0	0	0	2.0	2	0	0	0	0	0	2	0	0
	State College	NYP	4-7	3.39	14	13	+1	0	0	*82.1	75	38	31	4	11	26	58	3	10
Minor League Totals			18-11	3.43	51	35	1	0	1	231.0	220	112	88	6	28	53	155	12	14

**RHP****SOLER, Carlos J.****Height** - 6'1 **Bats** - L **Born** - 10/29/1999 at Las Matas de Farfan, Dominican Republic**Weight** - 195 **Throws** - R **Resides** - Santiago Domingo, Dominican Republic**HOW OBTAINED** - Signed by the Cardinals as an International free agent, 7/2/2016**CAREER NOTES** - **2019**: Batted .333 (5-15) with a home run and 5 RBI in the Appalachian League playoffs. **2018**: Ranked among Cardinals minor league players in batting (.337, 3rd), triples (8, T-2nd), slugging (.500, T-8th) and OPS (.902, 8th)... was 2-for-9 with a triple in the Gulf Coast League playoffs. **2017**: Ranked T2nd among Cardinals minor leaguers with eight triples...posted a 6 RBI game going 4-for-6 with a double and triple at DSL Yankees (6/26).

YR	CLUB	LG	AVG	G	AB	R	H	2B	3B	HR	RBI	SH	SF	HP	BB	SO	SB	CS	SLG	OBP	E
17	DSL Cardinals	DSL	.238	54	202	33	48	7	8	1	23	1	3	7	23	51	7	9	.366	.332	5
18	DSL Cardinals	DSL	.372	35	145	38	54	10	5	1	31	0	3	4	16	32	6	6	.531	.440	5
	GCL Cardinals	GCL	.246	15	57	8	14	4	3	0	9	0	0	2	2	17	1	1	.421	.295	2
19	Johnson City	Appy	.224	48	143	22	32	7	0	1	12	1	0	0	16	50	6	2	.294	.302	6
Minor League Totals			.271	152	547	101	148	28	16	3	75	2	6	13	57	150	20	18	.397	.350	18

**OF**

## SOMMERS, Jacob J. (Jake)

RHP

**Height** - 6'2 **Bats** - R **Born** - 5/5/97 at Hortonville, WI

**Weight** - 190 **Throws** - R **Resides** - Hortonville, WI

**SCHOOL** - University of Wisconsin-Milwaukee

**HOW OBTAINED** - Cardinals' 10th round selection (305th overall) in the June, 2019 First-Year Player Draft.

YR	CLUB	LG	W-L	ERA	G	GS	CG	SHO	SV	IP	H	R	ER	HR	HB	BB	SO	WP	BK
19	Johnson City	Appy	2-3	4.18	12	10	0	0	0	51.2	51	27	24	7	5	19	55	3	0
Minor League Totals			2-3	4.18	12	10	0	0	0	51.2	51	27	24	7	5	19	55	3	0

## SOTO, Franklin A.

INF

**Height** - 5'11 **Bats** - R **Born** - 9/23/99 at San Cristobal, Dominican Republic

**Weight** - 177 **Throws** - R **Resides** - San Cristobal, Dominican Republic

**HOW OBTAINED** - Signed as an International free agent, 7/2/2016.

**CAREER NOTES - 2019:** Was one of nine members of the first graduating class from High School in the St. Louis Cardinals Academy in Dominican Republic. **2018:** Ranked T-2nd among Cardinals minor leaguers with eight triples and 4th with 23 stolen bases.

YR	CLUB	LG	AVG	G	AB	R	H	2B	3B	HR	RBI	SH	SF	HP	BB	SO	SB	CS	SLG	OBP	E
17	DSL Cardinals	DSL	.280	55	211	31	59	13	1	1	19	3	4	3	17	42	8	2	.365	.336	27
18	DSL Cardinals	DSL	.305	61	233	49	71	11	8	0	37	0	3	2	38	31	23	12	.421	.402	25
19	Palm Beach	FSL	.167	2	6	1	1	1	0	0	0	0	0	0	0	4	0	0	.333	.167	0
	GCL Cardinals	GCL	.226	41	146	24	33	9	2	2	12	0	0	5	20	33	6	4	.356	.339	15
Minor League Totals			.275	159	596	105	164	34	11	3	68	3	7	5	75	110	37	18	.384	.362	67

## SOTO, Hector M.

RHP

**Height** - 6'0 **Bats** - R **Born** - 3/2/99 at Tepic, Nayarit, Mexico

**Weight** - 191 **Throws** - R **Resides** - Tepic, Nayarit, Mexico

**HOW OBTAINED** - Signed as an International free agent, 11/8/2016.

**CAREER NOTES - 2019:** Ranked 3rd among Cardinals minor league pitchers in strikeout/walk ratio (4.8) and 6th in WHIP (1.05). **2018:** Ranked 2nd among Dominican Summer League starting pitchers in fewest walks/9 IP (1.11)...was 1-0 with a 3.00 ERA in two appearances, making one start in the Appalachian League playoffs. **2017:** Was 3rd Toughest to HR Off among Cardinals minor league pitchers (112 TBF/0 HR).

YR	CLUB	LG	W-L	ERA	G	GS	CG	SHO	SV	IP	H	R	ER	HR	HB	BB	SO	WP	BK
17	DSL Cardinals	DSL	3-2	3.30	15	2	0	0	0	30.0	27	13	11	0	0	7	27	10	1
18	DSL Cardinals	DSL	6-5	2.72	14	14	0	0	0	72.2	71	32	22	3	9	9	75	9	0
19	Johnson City	Appy	1-1	2.56	9	5	0	0	1	31.2	26	15	9	3	3	6	35	3	0
	Palm Beach	FSL	0-0	9.00	2	0	0	0	0	5.0	6	5	5	2	0	2	4	0	0
	GCL Cardinals	GCL	0-0	5.91	4	0	0	0	1	10.2	7	7	7	1	2	3	14	3	0
	State College	NYP	0-0	0.00	1	1	0	0	0	4.0	3	0	0	0	0	1	4	0	0
Minor League Totals			10-8	3.16	45	22	0	0	2	154.0	140	72	54	9	14	28	159	25	1

## STATLER, Tyler C.

RHP

**Height** - 6'6 **Bats** - R **Born** - 7/1/2001 at Rockford, IL

**Weight** - 245 **Throws** - R **Resides** - Roscoe, IL

**HOW OBTAINED** - Cardinals' 14th round selection (425th overall) in the June, 2019 First-Year Player Draft.

**CAREER NOTES - PREP:** Named NIC-10 Most Valuable Player leading Hononegah to the NIC-10 title posting a 1.33 ERA and 89 strikeouts. 2019 Perfect Game National Indoor Showcase Top Prospect Team.

**NOTES:** College commitment to Southeast Missouri State University...fouled a ball off his left eye during a game on May 4, 2018, causing him to miss the rest of his junior season and was blind in the eye for two months.

YR	CLUB	LG	W-L	ERA	G	GS	CG	SHO	SV	IP	H	R	ER	HR	HB	BB	SO	WP	BK
19	GCL Cardinals	GCL	0-2	5.91	10	1	0	0	0	10.2	13	9	7	0	1	10	12	1	0
Minor League Totals			0-2	5.91	10	1	0	0	0	10.2	13	9	7	0	1	10	12	1	0

**SUÁREZ, Ronald E.**

**Height** - 6'4      **Bats** - R      **Born** - 3/5/2000 at Santo Domingo, Dominican Republic  
**Weight** - 235      **Throws** - R      **Resides** - Santo Domingo, Dominican Republic  
**HOW OBTAINED** - Signed by the Cardinals as an International free agent, 9/1/2017.

YR	CLUB	LG	W-L	ERA	G	GS	CG	SHO	SV	IP	H	R	ER	HR	HB	BB	SO	WP	BK
18	DSL Cardinals	DSL	0-2	5.95	8	5	0	0	0	19.2	26	18	13	1	5	12	17	3	0
19	DSL Cardinals	DSL	1-2	6.75	16	0	0	0	0	21.1	18	17	16	1	3	26	22	3	0
Minor League Totals			1-4	6.37	24	5	0	0	0	41.0	44	35	29	2	8	38	39	6	0

**RHP****TABATA, Sebastian J.**

**Height** - 6'5      **Bats** - R      **Born** - 2/27/1998 at El Tigre, Venezuela  
**Weight** - 225      **Throws** - R      **Resides** - El Tigre, Venezuela  
**HOW OBTAINED** - Signed by the Cardinals as an International free agent, 11/3/2017.

**CAREER NOTES - 2020:** Participated in early workouts and seminars as part of the Cardinals two-week Instructional Camp in January. **2019:** Ranked T9th among Cardinals minor league pitchers with five saves. **2018:** Did not allow a home run to 97 total batters faced.

YR	CLUB	LG	W-L	ERA	G	GS	CG	SHO	SV	IP	H	R	ER	HR	HB	BB	SO	WP	BK
18	DSL Cardinals	DSL	4-1	1.09	20	0	0	0	2	24.2	9	6	3	0	2	10	36	8	2
19	Peoria	Mid	3-4	9.30	40	0	0	0	5	49.1	50	57	51	6	8	55	49	13	2
Minor League Totals			7-5	6.57	60	0	0	0	7	74.0	59	63	54	6	10	65	85	21	4

**RHP****TAVERAS, Felix**

**Height** - 6'1      **Bats** - L      **Born** - 3/8/2003 at Boca Chica, Dominican Republic  
**Weight** - 190      **Throws** - R      **Resides** - Boca Chica, Dominican Republic  
**HOW OBTAINED** - Signed by the Cardinals as an International free agent, 2/7/2019.

YR	CLUB	LG	AVG	G	AB	R	H	2B	3B	HR	RBI	SH	SF	HP	BB	SO	SB	CS	SLG	OBP	E
2020 WILL BE HIS FIRST PROFESSIONAL SEASON																					

**OF****TAVERAS, Leonardo**

**Height** - 6'4      **Bats** - R      **Born** - 9/7/1998 at La Vega, Dominican Republic  
**Weight** - 212      **Throws** - R      **Resides** - La Vega, Dominican Republic  
**HOW OBTAINED** - Signed by the Cardinals as an International free agent, 9/12/2016.

**CAREER NOTES - 2018:** Ranked T-3rd in the Dominican Summer League with eight saves....ranked T-6th among Cardinals minor league pitchers in saves (8)...did not allow a run in his final six regular season appearances (10.0 IP)...made one appearance in the DSL playoffs pitching 1.1 innings walking three and striking out three.

YR	CLUB	LG	W-L	ERA	G	GS	CG	SHO	SV	IP	H	R	ER	HR	HB	BB	SO	WP	BK
17	DSL Cardinals	DSL	1-0	10.13	14	0	0	0	0	18.2	25	25	21	2	1	20	14	4	2
18	DSL Cardinals	DSL	5-1	2.89	23	0	0	0	8	37.1	26	15	12	2	1	24	44	6	0
19	Peoria	Mid	1-0	4.50	6	0	0	0	3	8.0	9	4	4	0	1	7	13	1	0
	Johnson City	Appy	0-0	0.00	3	0	0	0	0	3.0	0	0	0	0	2	0	7	1	0
	Palm Beach	FSL	0-0	7.71	6	0	0	0	0	7.0	7	6	6	0	3	13	13	3	1
	State College	NYP	1-1	3.68	6	0	0	0	1	7.1	3	5	3	0	3	4	10	1	0
Minor League Totals			8-2	5.09	58	0	0	0	12	81.1	70	55	46	4	11	68	101	16	3

**RHP****TENA, Luis L.**

**Height** - 5'11      **Bats** - R      **Born** - 10/21/1999 at San Cristobal, Dominican Republic  
**Weight** - 187      **Throws** - R      **Resides** - San Cristobal, Dominican Republic  
**HOW OBTAINED** - Signed by the Cardinals as an International free agent, 2/28/2018

YR	CLUB	LG	W-L	ERA	G	GS	CG	SHO	SV	IP	H	R	ER	HR	HB	BB	SO	WP	BK
18	DSL Cardinals	DSL	0-2	5.29	15	0	0	0	1	17.0	15	11	10	3	3	12	13	2	0
19	DSL Cardinals	DSL	3-1	2.52	14	1	0	0	0	25.0	23	8	7	2	1	9	31	1	0
	GCL Cardinals	GCL	1-0	5.03	10	0	0	0	2	19.2	24	11	11	0	2	7	20	2	0
Minor League Totals			4-3	4.09	39	1	0	0	3	61.2	62	30	28	5	6	28	64	5	0

**RHP**



## THOMAS, Sidney C. (Connor)

LHP

**Height** - 5'11 **Bats** - L **Born** - 5/29/1998 at Tifton, GA

**Weight** - 165 **Throws** - L **Resides** - Omega, GA

**SCHOOL** - Georgia Institute of Technology

**HOW OBTAINED** - Cardinals' 5th round selection (155th overall) in the June, 2019 First-Year Player Draft.

**CAREER NOTES - COLLEGE:** Two-time All-Atlantic Coast Conference First Team award winner...went 9-2 with a 3.11 ERA over 113 innings with 103 strikeouts his junior season...set the school record with 1.55 walks/9 IP over his career and ranked 40th in NCAA Division 1 during his junior year...never walked more than two batters in any of his 16 starts in 2019...National Pitcher of the Week for Collegiate Baseball and Perfect Game/Rawlings (4/30/2018)...in 2019, led the ACC with two shutouts and ranked 4th in wins and strikeouts and 5th in ERA.

YR	CLUB	LG	W-L	ERA	G	GS	CG	SHO	SV	IP	H	R	ER	HR	HB	BB	SO	WP	BK
19	Peoria	Mid	2-1	3.62	10	2	0	0	1	27.1	25	12	11	2	0	9	19	2	0
	State College	NYP	2-0	4.02	5	2	0	0	0	15.2	17	9	7	0	1	1	17	0	0
Minor League Totals			4-1	3.77	15	4	0	0	1	43.0	42	21	18	2	1	10	36	2	0

## THOMAS, Erick

OF

**Height** - 5'10 **Bats** - R **Born** - 12/09/1999 at Yaguete, DR

**Weight** - 180 **Throws** - R **Resides** - Yaguete, DR

**HOW OBTAINED** - Signed by the Cardinals as an International free agent, 2/9/2019

YR	CLUB	LG	AVG	G	AB	R	H	2B	3B	HR	RBI	SH	SF	HP	BB	SO	SB	CS	SLG	OBP	E
19	DSL Cardinals	DSL	.226	33	106	16	24	4	1	2	15	0	0	4	12	34	2	5	.340	.328	10
Minor League Totals			.226	33	106	16	24	4	1	2	15	0	0	4	12	34	2	5	.340	.328	10

## TOERNER, Justin W.

OF

**Height** - 5'11 **Bats** - L **Born** - 8/11/1996 at Scottsdale, AZ

**Weight** - 180 **Throws** - L **Resides** - Temecula, CA

**SCHOOL** - California State University-Northridge

**HOW OBTAINED** - Cardinals' 28th round selection (843rd overall) in the June, 2018 First-Year Player Draft.

**CAREER NOTES - 2020:** Participated in early workouts and seminars as part of the Cardinals two-week Instructional Camp in January...enters the season rated as the No. 29 prospect in the Cardinals organization by *Baseball America* **2019:** Ranked among Cardinals minor league leaders in runs (69, 6th) and walks (61, 4th)...Cardinals Minor League Player of the Month in April...named a Florida State League All-Star...Florida State League Player of the Week (4/4-14) and FSL Player of the Month in April. **2018:** Ranked 10th among Cardinals minor leaguers with a .312 batting average and 7th in on-base pct. (.410)...tied for the longest road hitting streak in the New York-Penn League at 14 games (7/7-end of season)...reached base safely in 16 straight games (7/18-8/5) with a .522 on-base pct., during the stretch...went 4-for-4 in his Peoria (A) debut vs. Beloit (8/26).

**PRONUNCIATION:** TUR-NER.

YR	CLUB	LG	AVG	G	AB	R	H	2B	3B	HR	RBI	SH	SF	HP	BB	SO	SB	CS	SLG	OBP	E
18	State College	NYP	.292	50	171	26	50	5	1	1	10	2	1	4	24	34	11	2	.351	.390	1
	Palm Beach	FSL	.300	10	40	8	12	5	0	0	3	0	0	0	5	9	0	0	.425	.391	0
	Peoria	Mid	.500	7	20	4	10	0	1	0	4	0	0	1	5	2	0	1	.600	.600	0
19	Springfield	Tex	.211	49	166	30	35	5	0	7	18	1	0	4	28	55	10	3	.367	.338	0
	Palm Beach	FSL	.290	54	193	39	56	5	1	4	29	2	2	5	33	50	4	5	.389	.403	1
Minor League Totals			.276	170	590	107	163	20	3	12	64	5	3	14	.95	150	25	11	.381	.387	2

**TORRES, Jhon H.****OF****Height** - 6'4      **Bats** - R      **Born** - 3/29/2000 at Sincelejo, Colombia**Weight** - 199      **Throws** - R      **Resides** - Sincelejo, Colombia**HOW OBTAINED** - Acquired by the Cardinals along with OF Conner Capel from the Indians in exchange for OF Oscar Mercado, 7/31/2018.

**CAREER NOTES** - 2020: Participated in early workouts and seminars as part of the Cardinals two-week Instructional Camp in January... enters the season rated as the No. 14 prospect and having the "Best Outfield Arm" in the Cardinals organization by *Baseball America* 2019: Baseball America Rookie Level All-Star...participated in early workouts and seminars as part of the Cardinals Spring Training Early Program (S.T.E.P.)...entered the season rated as the No. 19 prospect in the Cardinals organization by *Baseball America*...following the season, rated by *Baseball America* as one of three Short-Season All-Star outfielders and the No. 4 prospect in the Appalachian League 2018: Ranked among Cardinals minor league leaders in batting (.321, 5th), slugging (.525, 4th), on-base pct. (.409, 9th) and OPS (.933, 5th)...was 4-for-6 with four runs scored and a season high 5 RBI vs. GCL Nationals...hit a 9th inning grand slam against AZL Giants (7/11) to give the AZL Indians a 7-6 lead for the win...batted .397 after joining the Cardinals organization...was 3-for-10 with a double and two runs scored in the GCL playoffs.

**MISC:** Originally signed by the Cleveland Indians as non-drafted free agent on 07/24/16.

YR	CLUB	LG	AVG	G	AB	R	H	2B	3B	HR	RBI	SH	SF	HP	BB	SO	SB	CS	SLG	OBP	E
17	DSL Indians	DSL	.255	54	184	25	47	7	3	5	35	1	0	7	28	41	4	4	.408	.363	3
18	AZL Indians	AZL	.273	27	99	16	27	3	0	4	16	0	0	1	11	24	3	0	.424	.351	4
	GCL Cardinals	GCL	.397	17	63	11	25	6	0	4	14	0	0	4	8	13	1	1	.683	.493	0
19	Peoria	Mid	.167	21	66	4	11	3	0	0	8	0	2	0	7	29	0	1	.212	.240	1
	Johnson City	Appy	.286	33	112	24	32	9	0	6	17	0	1	1	19	36	0	2	.527	.391	1
	Minor League Totals		.271	152	524	80	142	28	3	19	90	0	10	13	73	143	8	8	.445	.368	9

**VARGAS, Smith****OF****Height** - 5'10      **Bats** - R      **Born** - 08/30/2001 at Azua, Dominican Republic**Weight** - 190      **Throws** - R      **Resides** - Azua, Dominican Republic**HOW OBTAINED** - Signed by the Cardinals as an International free agent, 1/8/2019**CAREER NOTES** - 2019: Ranked 6th among Cardinals minor leaguers with five triples and 2nd with 28 stolen bases.

YR	CLUB	LG	AVG	G	AB	R	H	2B	3B	HR	RBI	SH	SF	HP	BB	SO	SB	CS	SLG	OBP	E
19	Johnson City	DSL	.249	59	225	42	56	9	5	0	20	3	1	3	31	63	28	4	.333	.346	4
	Minor League Totals		.249	59	225	42	56	9	5	0	20	3	1	3	31	63	28	4	.333	.346	4

**VELASQUEZ, Diego****C****Height** - 5'10      **Bats** - R      **Born** - 3/25/2002 at Cumana, Dominican Republic**Weight** - 203      **Throws** - R      **Resides** - Cumana, Dominican Republic**HOW OBTAINED** - Signed by the Cardinals as an International free agent, 7/28/2018

YR	CLUB	LG	AVG	G	AB	R	H	2B	3B	HR	RBI	SH	SF	HP	BB	SO	SB	CS	SLG	OBP	E
19	DSL Cardinals	DSL	.227	28	97	10	22	3	0	1	8	0	1	5	10	39	1	2	.289	.327	1
	Minor League Totals		.227	28	97	10	22	3	0	1	8	0	1	5	10	39	1	2	.289	.327	1

**VILLALOBOS, Hector J.****LHP****Height** - 5'11      **Bats** - L      **Born** - 8/19/1996 at San Quintin, Mexico**Weight** - 182      **Throws** - L      **Resides** - San Quintin, Mexico**HOW OBTAINED** - Signed by the Cardinals as an International free agent on 6/18/2018.**CAREER NOTES** - 2019: Named a New York-Penn League All-Star and pitched an inning allowing a home run and striking out two batters.

YR	CLUB	LG	W-L	ERA	G	GS	CG	SHO	SV	IP	H	R	ER	HR	HB	BB	SO	WP	BK
17	Laguna	Mex	1-0	2.78	39	0	0	0	0	32.1	33	12	10	3	2	13	26	0	0
18	State College	NYPL	2-2	3.16	14	0	0	0	1	25.2	27	14	9	1	2	8	26	3	2
	Johnson City	Appy	0-1	7.88	3	2	0	0	0	8.0	13	8	7	1	1	2	7	2	0
19	State College	NYPL	4-1	2.88	20	0	0	0	2	40.2	32	16	13	2	2	13	44	2	0
	Minor League Totals		6-4	3.51	37	2	0	0	3	74.1	72	38	29	4	5	23	77	7	2

## VILLANUEVA, Victor

RHP

**Height** - 6'1 **Bats** - R **Born** - 3/26/2001 at Boca Chica, Dominican Republic

**Weight** - 186 **Throws** - R **Resides** - Boca Chica, Dominican Republic

**HOW OBTAINED** - Signed by the Cardinals as an International free agent, 7/3/2018.

**CAREER NOTES - 2019:** Ranked as the 5th-Toughest to HR Off (133 TBF/0 HR) among Cardinals minor league pitchers and 3rd in WHIP (1.03). **2018:** Pitched 1.1 innings in relief in the Dominican Summer League playoffs.

YR	CLUB	LG	W-L	ERA	G	GS	CG	SHO	SV	IP	H	R	ER	HR	HB	BB	SO	WP	BK
18	DSL Cardinals	DSL	1-0	2.45	9	0	0	0	0	11.0	10	4	3	1	1	4	5	2	0
19	DSL Cardinals	DSL	3-2	1.64	22	0	0	0	3	33.0	28	14	6	0	4	6	16	5	0
Minor League Totals			4-3	1.84	31	0	0	0	3	44.0	38	18	9	1	5	10	21	7	0

## VINSKY, David H.

OF

**Height** - 6'0 **Bats** - R **Born** - 7/9/1998 at Commerce, MI

**Weight** - 198 **Throws** - L **Resides** - Farmington Hills, MI

**SCHOOL** - Northwood (MI) University

**HOW OBTAINED** - Cardinals' 15th round selection (455th overall) in the June, 2019 First-Year Player Draft.

**CAREER NOTES - 2019:** Named a New York-Penn League All-Star and was the starting designated hitter going 0-for-2 with a run scored and an RBI...ranked 9th in the New York-Penn League in batting (.284) and 7th in hits (67). **COLLEGE:** Named First Team All-GLIAC in 2017 & 2018 and was Freshman GLIAC Player of the Year in 2017 batting .449 with 4 HR and 60 RBI. Hit a career-high 12 HR his junior season.

YR	CLUB	LG	AVG	G	AB	R	H	2B	3B	HR	RBI	SH	SF	HP	BB	SO	SB	CS	SLG	OBP	E
19	Johnson City	Appy	.211	5	19	3	4	0	0	1	4	1	0	0	2	7	0	1	.368	.318	0
	State College	NYP	.284	56	236	34	67	14	2	1	19	0	2	2	19	44	9	3	.373	.340	0
Minor League Totals			.278	61	255	37	71	14	2	2	23	1	2	2	21	51	9	4	.373	.338	0

## WALSH, Jacob D. (Jake)

RHP

**Height** - 6'1 **Bats** - R **Born** - 7/20/1995 at Indialantic, FL

**Weight** - 200 **Throws** - R **Resides** - Indialantic, FL

**SCHOOL** - Florida Southern College

**HOW OBTAINED** - Cardinals' 16th round selection (484th overall) in the June, 2017 First-Year Player Draft.

**CAREER NOTES - 2018:** Named Cardinals Minor League Pitcher of the Month for August...ranked among Cardinals minor league pitchers in wins (9, T-7th), innings pitched (139.2, 4th), strikeouts (116, 6th), ERA (2.51, 4th), opponent BA (.216, 4th) and WHIP (1.05, 10th)...struck out a season-high 10 batters over 6.0 scoreless innings vs. Kane County (5/18)...took the loss in his lone Florida State League playoff start, striking out seven over 5.0 innings allowing three runs. **2017:** Struck out a batter in each of his 16 relief appearances with a season high 5 in 2.0 IP at Greenville (7/6)...did not allow a run in 12.1 scoreless innings (7/18-8/8)...earned in a win in three straight appearances (7/14-22)...held right-handed batters to an .034 BA (2-58) with zero extra base hits.

YR	CLUB	LG	W-L	ERA	G	GS	CG	SHO	SV	IP	H	R	ER	HR	HB	BB	SO	WP	BK
17	Johnson City	Appy	5-0	0.95	16	0	0	0	0	28.1	12	8	3	1	0	10	39	2	0
18	Peoria	Mid	2-1	3.12	8	8	0	0	0	43.1	30	15	15	4	1	15	47	1	0
	Palm Beach	FSL	7-4	2.24	17	16	1	0	0	96.1	81	32	24	7	5	21	69	3	0
19	GCL Cardinals	GCL	0-0	10.80	2	1	0	0	0	1.2	2	2	2	0	0	1	4	0	0
Minor League Totals			14-5	2.33	43	25	1	0	0	169.2	125	57	44	12	6	47	159	6	0

## WARE, Brylie R.

INF

**Height** - 6'0 **Bats** - R **Born** - 7/17/1996 at Wichita, KS

**Weight** - 220 **Throws** - R **Resides** - Sedgwick, KS

**SCHOOL** - Oklahoma University

**HOW OBTAINED** - Cardinals' 22nd round selection (665th overall) in the June, 2019 First-Year Player Draft.

**CAREER NOTES - COLLEGE:** Named Big XII First Team designated hitter in 2019 and compiled career marks of .311, 12 HR, 109 RBI and 42 doubles...won the NJCAA Triple Crown while at Neosho CC batting .589 with 29 HR and 122 RBI, the first time accomplished since 1985. **MISC:** His father, Pat, played baseball at Northwest Oklahoma State.

YR	CLUB	LG	AVG	G	AB	R	H	2B	3B	HR	RBI	SH	SF	HP	BB	SO	SB	CS	SLG	OBP	E
19	State College	NYP	.197	51	173	15	34	7	1	1	24	1	2	4	22	33	0	1	.266	.299	6
Minor League Totals			.197	51	173	15	34	7	1	1	24	1	2	4	22	33	0	1	.266	.299	6

**WARNER, Andrew T.M.****INF****Height** - 6'2      **Bats** - R      **Born** - 12/4/1995 at Kansas City, MO**Weight** - 225      **Throws** - R      **Resides** - Lee's Summit, MO**SCHOOL** - Columbia (MO) College**HOW OBTAINED** - Cardinals' 40th round selection (1,203rd overall) in the June, 2018 First-Year Player Draft.

**CAREER NOTES - 2019:** Named a New York-Penn League All-Star and was the starting left fielder going 2-for-2 and had an outfield assist. **2018:** Led the Gulf Coast League in doubles (16)...hit a double in five straight games (7/1-6)...had three games with two doubles...ran off a 15-game hitting streak (6/22-7/10), 4th-longest in the GCL batting .386 (22-57) during the stretch...ranked among Cardinals minor leaguers in slugging (.511, 6th), on-base pct. (.418, 5th) and OPS (.929, 6th)...posted the 4th-longest on-base streak in the GCL reaching safely in 28 straight games (6/22-end of the season).

**COLLEGE:** Back-to-back American Midwest Conference Player of the Year in 2017 and 2018, batting .440 with 18 HR and 59 RBI in 2018 and .478 with 17 HR and 69 RBI in 2017. NAIA 1st Team All-American in 2017 and 2018.

YR	CLUB	LG	AVG	G	AB	R	H	2B	3B	HR	RBI	SH	SF	HP	BB	SO	SB	CS	SLG	OBP	E
18	GCL Cardinals	GCL	.342	31	114	24	39	*16	1	4	27	0	1	8	13	26	3	1	.605	.441	0
	Johnson City	Appy	.214	21	70	17	15	1	0	3	11	0	0	4	15	21	1	0	.357	.358	2
19	State College	NYP	.248	46	153	26	38	8	1	7	28	0	0	7	22	65	1	2	.451	.368	1
	Minor League Totals		.273	98	337	67	92	25	2	14	66	0	1	19	50	112	5	3	.484	.396	3

**WARNER, Austin S.****LHP****Height** - 5'11      **Bats** - L      **Born** - 6/27/1994 at Louisville, KY**Weight** - 195      **Throws** - L      **Resides** - Louisville, KY**SCHOOL** - Bellarmine (KY) University**HOW OBTAINED** - Signed by the Cardinals as a non-drafted free agent, 6/23/2017.

**CAREER NOTES: 2019:** Named a Texas League All-Star and threw a scoreless innings with a hit and a strikeout in the game...Texas League Pitcher of the Week (6/10-16)...ranked among Cardinals minor league pitchers in wins (8, 76th), innings pitched (142.1, 6th), strikeouts (143, 5th) and games started (25, 6th)...participated in early workouts and seminars as part of the Cardinals Spring Training Early Program (S.T.E.P.) **2018:** Tied for the Florida State League lead with one shutout...was named Cardinals Minor League Pitcher of the Month for May...ranked among Cardinals minor league pitchers in innings pitched (141.1, 3rd), strikeouts (125, 2nd) and games started (25, 3rd)...recorded two games with double-digit strikeouts, fanning 10 over 7.0 scoreless innings at Florida (5/2) and 10 over 9.0 shutout innings at Lakeland (5/21)...had eight starts of 7.0 innings or more, four of them scoreless...threw 1.0 scoreless inning in relief in the Pacific Coast League playoffs. **2017:** Ranked among Cardinals minor league pitchers in ERA (2.44, 4th) and strikeouts/9 IP (10.48, 9th)...did not walk a batter to 19 strikeouts in 11.2 innings at the Gulf Coast League level...took a loss in the Midwest League playoffs tossing 6.0 innings allowing four runs.

YR	CLUB	LG	W-L	ERA	G	GS	CG	SHO	SV	IP	H	R	ER	HR	HB	BB	SO	WP	BK
16	River City (Ind.)	Fron	4-1	4.42	10	6	0	0	0	38.2	42	19	19	6	5	14	42	1	0
17	River City (Ind.)	Fron	2-0	3.74	6	6	0	0	0	33.2	34	15	14	2	2	12	32	0	0
17	Palm Beach	FSL	1-0	0.00	1	0	0	0	0	3.0	2	0	0	0	0	1	3	0	0
	GCL Cardinals	GCL	1-0	0.77	3	2	0	0	0	11.2	9	2	1	0	0	0	19	1	1
	Peoria	Mid	2-4	3.00	9	9	0	0	0	48.0	43	21	16	4	1	14	51	0	0
18	Palm Beach	FSL	3-3	3.41	12	12	1	+1	0	74.0	78	30	28	1	1	13	77	1	0
	Springfield	Tex	2-3	5.34	6	6	0	0	0	32.0	28	19	19	3	3	19	25	1	0
	Memphis	PCL	1-2	4.33	7	7	0	0	0	35.1	56	20	17	7	2	11	23	2	0
19	Springfield	Tex	4-6	3.83	15	14	0	0	0	82.1	83	41	35	10	4	25	88	2	0
	Memphis	PCL	4-2	5.70	11	11	0	0	0	60.0	71	40	38	15	3	30	55	3	0
	Minor League Totals		18-20	4.00	64	61	1	1	0	346.1	370	173	154	40	14	113	341	10	1
	Independent League Totals		6-1	4.11	16	12	0	0	0	72.1	76	34	33	8	7	26	74	1	0

## WHALEN, Brady I.L.

1B

Height - 6'5 Bats - S Born - 1/15/1998 at Vancouver, WA

Weight - 190 Throws - R Resides - Vancouver, WA

SCHOOL - Union (WA) High School

HOW OBTAINED - Cardinals' 12th round selection (376th overall) in the June, 2016 First-Year Player Draft.

**CAREER NOTES - 2020:** Participated in early workouts and seminars as part of the Cardinals two-week Instructional Camp in January. **2019:** Midwest League All-Star starting first baseman (0-for-2 in the game)...led the Midwest League in RBI (81) and ranked 3rd in doubles (30) and T9th in extra base hits (38)...ranked among Cardinals minor leaguers in RBI (81, 2nd), doubles (30, T2nd), hits (108, 10th) and walks (56, 6th)...following the season, recognized as the "Best Defensive First Baseman" in the Midwest League in *Baseball America's* "Best Tools" survey. **2018:** Scored a run in seven straight games (8/11-19)...posted three straight games with multiple walks (7/7-9) with seven total. **2017:** Hit two home runs vs. Kingsport (8/7) and drove in a career-high 5 RBI vs. Danville (7/22). **MISC:** His father, Shawn, is a Milwaukee Brewers area scout and played four seasons in the Padres organization...his brother Caleb is an outfielder in the Brewers organization.

YR	CLUB	LG	AVG	G	AB	R	H	2B	3B	HR	RBI	SH	SF	HP	BB	SO	SB	CS	SLG	OBP	E
16	GCL Cardinals	GCL	.178	25	73	7	13	2	0	1	11	0	1	1	8	9	0	1	.247	.265	3
17	Johnson City	Appy	.221	53	190	36	42	12	2	7	34	0	2	4	34	37	2	2	.416	.348	16
18	State College	NYP	.209	65	220	26	46	13	1	6	37	1	2	7	38	56	1	0	.359	.341	5
19	Peoria	Mid	.248	121	435	57	108	30	1	7	*81	0	11	6	56	101	0	5	.370	.335	7
Minor League Totals			.228	264	918	126	209	57	4	21	163	1	16	18	136	203	3	8	.367	.334	31

## WILLIAMS, Donivan

INF/OF

Height - 6'0 Bats - R Born - 7/25/1999 at Oaklawn, IL

Weight - 200 Throws - R Resides - Oaklawn, IL

SCHOOL - Harold L Richards (IL) High School

HOW OBTAINED - Cardinals' 14th round selection (424th overall) in the June, 2017 First-Year Player Draft.

**CAREER NOTES - 2018:** Hit his first career grand slam vs. Danville (7/29)...missed hitting for the cycle by a double at Bristol (7/4) going 4-for-5 with a home run, triple, four RBI and three runs scored. **MISC:** Signed his college letter of intent to Illinois State University.

YR	CLUB	LG	AVG	G	AB	R	H	2B	3B	HR	RBI	SH	SF	HP	BB	SO	SB	CS	SLG	OBP	E
17	GCL Cardinals	GCL	.204	33	98	17	20	1	2	1	16	0	3	3	11	25	2	3	.286	.296	5
18	Johnson City	Appy	.246	55	199	36	49	8	1	5	30	0	2	4	25	71	7	3	.372	.339	9
19	State College	NYP	.218	46	156	21	34	5	1	1	11	0	2	4	26	53	4	2	.282	.340	10
Minor League Totals			.227	134	453	74	103	14	4	7	57	0	7	11	62	149	13	8	.322	.330	24

## WILLIAMS, Ronald E. (Ronnie)

RHP

Height - 5'11 Bats - R Born - 1/6/1996 at Miami, FL

Weight - 180 Throws - R Resides - Miami, FL

SCHOOL - American Senior (FL) High School

HOW OBTAINED - Cardinals' 2nd round selection (68th overall) in the June, 2014 First-Year Player Draft.

**CAREER NOTES - 2019:** Ranked 8th among Cardinals minor league pitchers with 44 appearances. **2017:** Ranked 3rd among Midwest League relief pitchers with a 10.52 strikeouts/9 IP...threw 1.0 scoreless inning in the Midwest League playoffs. **2016:** Ranked 2nd among Cardinals minor league pitchers in opponent BA (.221)...struck out a career-high 10 batters vs. Brooklyn (6/30). **2015:** Ranked 10th in the Appalachian League in ERA (3.70) and 2nd in opponent batting average (.223). **PREP:** Helped American Senior High School to its first FHSAA State Championship...was 8-2 with an 0.97 ERA. **MISC:** Signed his letter of intent with Florida A&M University.

YR	CLUB	LG	W-L	ERA	G	GS	CG	SHO	SV	IP	H	R	ER	HR	HB	BB	SO	WP	BK
14	GCL Cardinals	GCL	0-5	4.71	10	8	0	0	1	36.1	39	22	19	1	4	9	30	4	0
15	Johnson City	Appy	3-3	3.70	12	12	0	0	0	56.0	45	31	23	5	6	25	43	6	0
16	State College	NYP	4-2	2.72	7	7	0	0	0	46.1	37	17	14	1	5	7	33	5	0
	Peoria	Mid	1-3	4.29	6	6	0	0	0	35.2	31	19	17	7	4	17	36	3	0
17	Peoria	Mid	4-6	6.94	36	7	0	0	1	83.0	91	65	64	12	10	46	95	7	1
18	Palm Beach	FSL	0-0	0.73	6	1	0	0	0	12.1	6	1	1	0	0	6	13	0	0
	Springfield	Tex	1-1	13.50	2	0	0	0	0	3.1	4	5	5	2	0	2	2	2	0
19	Springfield	Tex	2-3	4.24	25	0	0	0	1	34.0	32	16	16	6	1	21	36	4	0
	Palm Beach	FSL	3-2	3.70	19	0	0	0	1	24.1	24	11	10	3	1	8	22	2	1
Minor League Totals			18-25	4.59	123	41	0	0	4	331.1	309	187	169	37	31	141	310	33	2



**WITKOWSKI, John****RHP****Height** - 6'5 **Bats** - S **Born** - 3/14/1996 at Melrose, MA**Weight** - 210 **Throws** - R **Resides** - Boston, MA**SCHOOL** - Boston College**HOW OBTAINED** - Signed by the Cardinals as a non-drafted free agent, 7/1/2019.**CAREER NOTES - 2019:** Made three appearances pitching 6.2 innings in relief in the Appalachian League playoffs, recording one save.

YR	CLUB	LG	W-L	ERA	G	GS	CG	SHO	SV	IP	H	R	ER	HR	HB	BB	SO	WP	BK
19	Johnson City	Appy	4-0	2.81	15	0	0	0	4	25.2	21	9	8	3	4	4	27	1	0
Minor League Totals			4-0	2.81	15	0	0	0	4	25.2	21	9	8	3	4	4	27	1	0

**WOODALL, Kevin T. Jr.****INF****Height** - 6'6 **Bats** - R **Born** - 3/20/1996 at Georgetown, SC**Weight** - 247 **Throws** - R **Resides** - Georgetown, SC**SCHOOL** - Coastal Carolina University**HOW OBTAINED** - Cardinals' 10th round selection (303rd overall) in the June, 2018 First-Year Player Draft.

**CAREER NOTES - 2018:** Named Appalachian League Player of the Week (7/16-22)...went 3-for-3 hitting 3 HR with 6 RBI vs. Bluefield (7/18)...homered in consecutive games twice (6/29-30 at Kingsport & 7/18-19 vs. Bluefield). **COLLEGE:** Named 1st Team All-Sun Belt Conference in 2017 and 2018, leading the conference in home runs (18) in 2017. Was a member of the National Championship Coastal Carolina squad in 2016 and collected four hits in Omaha, while playing in 12 of the 14 games during the team's historic run. Hit 40 career home runs over his college career. **MISC:** His father, Kevin, was drafted by the Texas Rangers in the 6th round of the 1990 MLB Draft.

YR	CLUB	LG	AVG	G	AB	R	H	2B	3B	HR	RBI	SH	SF	HP	BB	SO	SB	CS	SLG	OBP	E
18	Johnson City	Appy	.286	30	112	23	32	9	0	9	25	0	1	2	15	31	0	0	.607	.377	3
	State College	NYP	.164	18	67	3	11	7	0	0	8	0	0	1	9	19	1	1	.269	.273	3
19	State College	NYP	.250	1	4	1	1	0	0	1	1	0	0	0	0	2	0	0	1.000	.250	0
Minor League Totals			.240	49	183	27	44	16	0	10	34	0	1	3	24	52	1	1	.492	.336	6

**YANEZ, Omar****RHP****Height** - 6'1 **Bats** - R **Born** - 2/14/2003 at Cadereyta, Mexico**Weight** - 175 **Throws** - R **Resides** - Cadereyta, Mexico**HOW OBTAINED** - Signed by the Cardinals as an International free agent, 7/2/2019

YR	CLUB	LG	W-L	ERA	G	GS	CG	SHO	SV	IP	H	R	ER	HR	HB	BB	SO	WP	BK
2020 WILL BE HIS FIRST PROFESSIONAL SEASON																			

**YASENKA, Michael S.****RHP****Height** - 6'1 **Bats** - R **Born** - 5/26/1998 at Franklin, PA**Weight** - 195 **Throws** - R **Resides** - Frisco, TX**SCHOOL** - Eastern Illinois University**HOW OBTAINED** - Cardinals' 17th round selection (515th overall) in the June, 2019 First-Year Player Draft.

**CAREER NOTES - 2019:** Named Cardinals Minor League Pitcher of the Month for July...named Appalachian League Pitcher of the Week (7/8-14)...led all Cardinals minor league pitchers in WHIP (0.92), while ranking 2nd in strikeout/walk ratio (3.8, 10th) and 9th Toughest to HR Off (92.5 TBF/HR)...struck out a career-high 10 batters over 7.0 innings at Kingsport (7/24)...carried an 0.56 ERA in seven appearances (5 starts) into the season over his first 32.1 innings...did not allow more than two earned runs in any appearance.

**COLLEGE:** Struck out 100 batters in 2019, the 3rd pitcher in EIU history to post triple digit strikeouts in a single season.

YR	CLUB	LG	W-L	ERA	G	GS	CG	SHO	SV	IP	H	R	ER	HR	HB	BB	SO	WP	BK
19	Johnson City	Appy	2-1	0.56	7	5	1	0	0	32.1	21	7	2	1	4	6	37	4	0
	State College	NYP	1-1	2.45	3	3	0	0	0	14.2	9	5	4	0	0	7	12	1	0
Minor League Totals			3-2	1.15	10	8	1	0	0	47.0	30	12	6	1	4	13	49	5	0

## YEDIS, Miguel A.

RHP

**Height** - 6'4      **Bats** - R      **Born** - 12/18/2000 at La Romana, Dominican Republic

**Weight** - 160      **Throws** - R      **Resides** - La Romana, Dominican Republic

**HOW OBTAINED** - Signed by the Cardinals as an International free agent, 9/1/2017.

**CAREER NOTES - 2019:** Was 10th Toughest to HR Off (77.0 TBF/HR) among Cardinals minor league pitchers.

YR	CLUB	LG	W-L	ERA	G	GS	CG	SHO	SV	IP	H	R	ER	HR	HB	BB	SO	WP	BK
18	DSL Cardinals	DSL	1-1	8.50	14	0	0	0	0	18.0	19	17	17	2	3	10	12	6	0
19	DSL Cardinals	DSL	2-3	6.00	13	4	0	0	0	33.0	37	29	22	1	7	18	18	10	1
Minor League Totals			3-4	6.88	27	4	0	0	0	51.0	56	46	39	3	10	28	30	16	1

## YEPEZ, Juan D.

3B/1B

**Height** - 6'1      **Bats** - R      **Born** - 2/19/1998 at Caracas, Venezuela

**Weight** - 215      **Throws** - R      **Resides** - Miranda, Venezuela

**HOW OBTAINED** - Acquired by Cardinals from the Braves in exchange for 1B Matt Adams, 5/20/17.

**CAREER NOTES - 2018:** Named Cardinals Minor League Player of the Month for April...named Midwest League Player of the Week (4/5-15)...hit a grand slam vs. Wisconsin (4/13). **2017:** Popped two home runs vs. Clinton (6/11)...had a season-high 5 RBI at Clinton (8/8)...was 2-for-10 with an RBI and a walk in the Midwest League playoffs.

YR	CLUB	LG	AVG	G	AB	R	H	2B	3B	HR	RBI	SH	SF	HP	BB	SO	SB	CS	SLG	OBP	E
15	GCL Braves	GCL	.206	31	98	12	30	9	1	1	17	0	2	1	16	26	3	2	.449	.402	1
	Danville	Appy	.291	28	103	12	30	7	1	3	14	0	2	0	6	29	0	1	.466	.324	5
16	GCL Braves	GCL	.200	3	10	0	2	0	0	0	1	0	0	0	0	3	0	0	.200	.200	1
	Rome	SAL	.261	23	92	10	24	5	0	1	7	0	0	1	7	23	0	0	.348	.320	2
17	Rome	SAL	.275	36	142	15	39	13	0	1	15	0	2	0	8	32	4	1	.387	.309	8
	Peoria	Mid	.260	80	304	33	79	16	1	7	47	0	2	3	19	72	6	1	.388	.308	13
18	Peoria	Mid	.415	25	94	20	39	10	2	1	20	0	2	0	10	14	4	1	.462	.415	1
	Palm Beach	FSL	.208	67	226	30	47	12	0	2	22	1	0	3	12	52	2	1	.288	.257	1
19	Springfield	Tex	.231	17	52	8	12	2	0	2	10	0	2	0	5	14	0	0	.385	.288	0
	Peoria	Mid	.284	25	88	14	25	7	0	4	13	0	1	1	11	24	2	1	.500	.366	1
	Palm Beach	FSL	.275	29	102	16	28	4	0	4	20	1	0	2	10	21	1	0	.431	.351	3
Minor League Totals			.271	364	1311	170	355	85	5	26	186	2	13	11	104	310	22	8	.403	.327	36

## YNFANTE, Wadye J.

INF

**Height** - 6'1      **Bats** - R      **Born** - 8/15/1997 at Santiago de los Caballeros, Dominican Republic

**Weight** - 172      **Throws** - R      **Resides** - Santo Domingo, Dominican Republic

**HOW OBTAINED** - Signed by the Cardinals as an International free agent, 2/10/2014.

**CAREER NOTES - 2018:** Ranked among the New York-Penn League leaders in games played (70, 4th) and at-bats (253, 4th). **2017:** Ranked among Cardinals minor leaguers in slugging (.491, 4th) and OPS (.865, 4th)...collected two multi-home run games (7/13 vs. Bristol & 7/25 vs. Burlington). **2016:** Ranked 10th in the Dominican Summer League with a .331 batting average...reached base safely in 23 straight games, T10th-longest in the Dominican Summer League with a .470 OBP during the stretch...ranked among Cardinals minor leaguers in batting (.308 (9th) and on-base percentage (.404, 5th). **2015:** Ranked 3rd in the Dominican Summer League with a 21-game hitting streak from 6/4-7/13, rattling off a .385 batting average (37-96) during the stretch...posted a 24-game on-base streak (6/2-7/13) with a .403 on-base percentage...ranked 7th among Cardinals minor leaguers with a .311 batting average and 9th in slugging (.458).

**PRONUNCIATION:** wah-dee-A

YR	CLUB	LG	AVG	G	AB	R	H	2B	3B	HR	RBI	SH	SF	HP	BB	SO	SB	CS	SLG	OBP	E
14	DSL Cardinals	DSL	.200	46	150	15	30	5	3	2	11	3	0	2	21	56	11	2	.313	.306	8
15	DSL Cardinals	DSL	.311	49	212	32	66	16	3	3	34	2	2	2	16	42	4	5	.458	.362	4
16	DSL Cardinals	DSL	.331	49	181	51	60	15	2	1	27	0	3	4	29	40	9	0	.453	.429	1
	GCL Cardinals	GCL	.059	5	17	1	1	0	0	0	1	1	0	0	1	4	0	1	.059	.111	1
17	Johnson City	Appy	.299	43	167	27	50	11	0	7	23	0	0	3	17	51	11	3	.491	.374	2
18	State College	NYP	.213	70	253	33	54	15	1	4	25	0	1	11	21	101	10	5	.328	.301	3
19	Peoria	Mid	.219	91	301	36	66	7	1	3	19	0	2	8	21	94	12	5	.279	.286	4
	Palm Beach	FSL	.100	11	30	4	3	0	0	0	0	0	0	1	3	7	0	0	.100	.206	1
Minor League Totals			.252	365	1311	199	330	69	10	20	139	6	7	31	129	395	57	21	.365	.331	24

**ZAPATA, Cristoffer****Height** - 6'1 **Bats** - L **Born** - 10/30/1998 at Los Llanos, Dominican Republic**Weight** - 150 **Throws** - L **Resides** - Los Llanos, Dominican Republic**HOW OBTAINED** - Signed by the Cardinals as an International free agent, 9/6/2016.**CAREER NOTES** - **2019:** Ranked T5th among Cardinals minor league pitchers with six saves...ranked T8th among Dominican Summer League pitchers in saves (6).

YR	CLUB	LG	W-L	ERA	G	GS	CG	SHO	SV	IP	H	R	ER	HR	HB	BB	SO	WP	BK
17	DSL Cardinals	DSL	0-0	7.62	14	0	0	0	0	13.0	17	12	11	0	0	23	10	8	0
18	DSL Cardinals	DSL	INJURED -- DID NOT PLAY																
19	DSL Cardinals	DSL	2-1	3.57	18	0	0	0	6	17.2	7	7	7	1	3	14	18	3	0
Minor League Totals			2-1	5.28	32	0	0	0	6	30.2	24	19	18	1	3	37	28	11	0

**ZAPATA, Jose****Height** - 5'11 **Bats** - R **Born** - 2/14/2001 at Ocumare del Tuy, Venezuela**Weight** - 205 **Throws** - R **Resides** - at Ocumare del Tuy, Venezuela**HOW OBTAINED** - Signed by the Cardinals as an International free agent, 7/2/2017.**CAREER NOTES** - **CAREER:** Has thrown out 28.8% (38 CS/132 SB ATT) of attempted base runners.

YR	CLUB	LG	AVG	G	AB	R	H	2B	3B	HR	RBI	SH	SF	HP	BB	SO	SB	CS	SLG	OBP	E
18	DSL Cardinals	DSL	.192	35	120	18	23	6	0	0	20	0	3	5	17	42	1	0	.242	.310	6
19	DSL Cardinals	DSL	.243	42	148	26	36	11	1	1	16	1	2	7	20	40	1	3	.351	.356	16
Minor League Totals			.220	77	268	44	59	17	1	1	36	1	5	12	37	82	2	3	.302	.335	22

**LHP****C**



# MEMPHIS REDBIRDS

## 2020 SCHEDULE

APRIL	SUN	MON	TUE	WED	THU	FRI	SAT
	29	30	31	1	2	3	4
5	6	7	8	9	10	11	
12	13	14	15	16	17	18	
19	20	21	22	23	24	25	
26	27	28	29	30			

MAY	SUN	MON	TUE	WED	THU	FRI	SAT
						1	2
3	4	5	6	7	8	9	
10	11	12	13	14	15	16	
17	18	19	20	21	22	23	
24	25	26	27	28	29	30	

JUNE	SUN	MON	TUE	WED	THU	FRI	SAT
		1	2	3	4	5	6
7	8	9	10	11	12	13	
14	15	16	17	18	19	20	
21	22	23	24	25	26	27	
28	29	30					

JULY	SUN	MON	TUE	WED	THU	FRI	SAT
				1	2	3	4
5	6	7	8	9	10	11	
12	13	14	15	16	17	18	
19	20	21	22	23	24	25	
26	27	28	29	30	31		

AUGUST	SUN	MON	TUE	WED	THU	FRI	SAT
							1
2	3	4	5	6	7	8	
9	10	11	12	13	14	15	
16	17	18	19	20	21	22	
23	24	25	26	27	28	29	
30	31						

SEPTEMBER	SUN	MON	TUE	WED	THU	FRI	SAT
			1	2	3	4	5
6	7	8	9	10	11	12	
13	14	15	16	17	18	19	
20	21	22	23	24	25	26	
27	28	29	30				

HOME AWAY Game times subject to change  
All Game Times are Central Time

FOR FULL SCHEDULE OR BROADCAST DETAILS, PLEASE VISIT [cardinals.com](http://cardinals.com)

11-18-19



# SPRINGFIELD CARDINALS

## 2020 SCHEDULE

APRIL	SUN	MON	TUE	WED	THU	FRI	SAT
	29	30	31	1	2	3	4
	5	6	7	8	9 MID 7:00	10 MID 7:00	11 MID 7:00
	12 CC 2:05	13 CC 11:05AM	14 CC 6:35	15	16 MID 6:30	17 MID 6:30	18 MID 1:10
	19 CC 5:10	20 CC 11:10AM	21 CC 6:30	22 CC 11:10AM	23 NWA 6:30	24 NWA 6:30	25 NWA 5:10
	26 NWA 2:10	27	28 TUL 7:00	29 TUL 11:00AM	30 TUL 7:00		

MAY	SUN	MON	TUE	WED	THU	FRI	SAT
						1 ARK 7:10	2 ARK 6:10
	3 ARK 2:10	4 ARK 7:10	5 NWA 6:30	6 NWA 11:10AM	7 NWA 6:30	8 ARK 6:30	9 ARK 5:10
	10 ARK 2:10	11 NWA 7:05	12 NWA 7:05	13 NWA 11:05AM	14 NWA 7:05	15 ARK 7:10	16 ARK 6:10
	17 ARK 2:10	18 CC 6:30	19 CC 6:30	20 CC 11:10AM	21 CC 7:10	22 FRI 7:10	23 FRI 6:10
	24 WCH 6:10 FRI 4:05	25	26 CC 6:35	27 CC 6:35	28 CC 6:35	29 FRI 7:05	30 FRI 7:05

JUNE	SUN	MON	TUE	WED	THU	FRI	SAT
		1	2 ARK 6:30	3 ARK 6:30	4 ARK 7:10	5 NWA 7:10	6 NWA 6:10
	7 NWA 6:10	8 ARK 7:10	9 ARK 7:10	10 ARK 7:10	11 ARK 7:10	12 NWA 7:05	13 NWA 6:05
	14 NWA 2:05	15 TUL 6:30	16 TUL 6:30	17 TUL 11:10AM	18 TUL 7:10	19 NWA 7:10	20 NWA 6:10
	21 NWA 6:10	22	23 ALL-STAR BREAK AMARILLO, TX	24	25 ARK 7:10	26 ARK 7:10	27 ARK 6:10
	28 TUL 1:00	29 TUL 7:00	30 TUL 7:00				

JULY	SUN	MON	TUE	WED	THU	FRI	SAT
				1 ARK 7:10	2 ARK 7:10	3 ARK 7:10	4 TUL 5:40
	5 TUL 6:10	6 TUL 6:30	7	8 AMA 7:05	9 AMA 7:05	10 AMA 7:05	11 MID 7:00
	12 MID 2:00	13 MID 6:30	14	15 AMA 6:30	16 AMA 7:10	17 AMA 7:10	18 MID 6:10
	19 MID 6:10	20 MID 6:30	21	22 NWA 7:05	23 NWA 7:05	24 NWA 7:05	25 TUL 6:10
	26 TUL 6:10	27 TUL 6:30	28 ARK 6:30	29 ARK 6:30	30 ARK 7:10	31 TUL 7:00	

AUGUST	SUN	MON	TUE	WED	THU	FRI	SAT
							1 TUL 7:00
	2 TUL 7:00	3 NWA 7:05	4 NWA 7:05	5 NWA 7:05	6 NWA 7:05	7 TUL 7:10	8 TUL 6:10
	9 TUL 6:10	10 ARK 6:30	11 ARK 6:30	12 ARK 6:30	13 TUL 7:00	14 TUL 7:00	15 TUL 7:00
	16 TUL 7:00	17	18 FRI 6:30	19 FRI 6:30	20 FRI 7:10	21 AMA 7:10	22 AMA 6:10
	23 AMA 4:10	24	25 NWA 6:30	26 NWA 6:30	27 NWA 7:10	28 ARK 7:10	29 ARK 6:10
	30 ARK 6:10	31 ARK 7:10					

SEPTEMBER	SUN	MON	TUE	WED	THU	FRI	SAT
			1 FRI 7:05	2 FRI 12:05	3 FRI 7:05	4 AMA 7:05	5 AMA 7:05
	6 AMA 6:05	7 AMA 1:05	8	9	10	11	12
	13	14	15	16	17	18	19
	20	21	22	23	24	25	26
	27	28	29	30			

HOME

AWAY

Game times subject to change  
All Game Times are Central Time

FOR FULL SCHEDULE OR BROADCAST DETAILS, PLEASE VISIT [cardinals.com](http://cardinals.com)

11-18-19





# PALM BEACH CARDINALS

## 2020 SCHEDULE

APRIL	SUN	MON	TUE	WED	THU	FRI	SAT
	29	30	31	1	2	3	4
5		6	7	8	9 JUP 6:30	10 JUP 6:30	11 JUP 5:30
12		13 FTM 6:30	14 FTM 12:00	15 FTM 6:30	16 CLR 7:00	17 CLR 6:30	18 CLR 6:30
19	CLR 1:00	20 DAY 7:05	21 DAY 10:35AM	22 DAY 7:05	23 DAY 7:05	24 BRD 6:30	25 BRD 5:30
26	BRD 1:00	27	28 CHA 6:30	29 CHA 1:00	30 CHA 6:30		

MAY	SUN	MON	TUE	WED	THU	FRI	SAT
						1 JUP 6:30	2 JUP 5:30
3	JUP 1:00	4 CHA 6:30	5 CHA 12:00	6 CHA 6:30	7 FLA TBD	8 FLA TBD	9 FLA TBD
10		11 DAY 6:30	12 DAY 12:00	13 DAY 6:30	14 DAY 6:30	15 FTM 7:00	16 FTM 7:00
17	FTM 12:00	18 LAK 6:30	19 LAK 6:30	20 LAK 6:30	21 LAK 6:30	22 STL 6:30	23 STL 5:30
24	STL 1:00	25	26 BRD 6:30	27 BRD 6:30	28 BRD 6:30	29 CHA 6:30	30 CHA 5:30
31	CHA 1:00						

JUNE	SUN	MON	TUE	WED	THU	FRI	SAT
		1 TAM 6:30	2 TAM 12:00	3 TAM 6:30	4 TAM 6:30	5 FTM 7:00	6 FTM 7:00
7	FTM 12:00	8 STL 6:30	9	10 STL 6:30	11 DUN 6:30	12 DUN 6:30	13 DUN 5:30
14	DUN 1:00	15 BRD 6:30	16 BRD 6:30	17 BRD 10:30AM	18 TAM 6:30	19 TAM 6:30	20 TAM 6:30
21	TAM 1:00	22	23 ALL-STAR BREAK DAYTONA, FL	24	25 FLA 6:30	26 FLA 6:30	27 FLA 5:30
28	FLA 1:00	29 BRD 6:30	30 BRD 12:00				

JULY	SUN	MON	TUE	WED	THU	FRI	SAT
				1 BRD 6:30	2 BRD 6:30	3 BRD 6:00	4 STL 6:30
5	STL 12:00	6 STL 6:30	7	8 FTM 6:30	9 FTM 6:30	10 FTM 7:00	11 FLA 5:30
12	FLA 1:00	13 FLA 6:30	14 CHA 6:30	15 CHA 6:30	16 CHA 6:30	17 JUP 6:30	18 JUP 5:30
19	JUP 1:00	20	21 LAK 6:30	22 LAK 6:30	23 LAK 6:30	24 STL 6:30	25 STL 5:30
26	STL 1:00	27 FLA TBD	28 FLA TBD	29 FLA TBD	30 DUN TBD	31 DUN TBD	

AUGUST	SUN	MON	TUE	WED	THU	FRI	SAT
							1 DUN TBD
2	DUN TBD	3	4 FLA 6:30	5 FLA 6:30	6 FLA 6:30	7 CHA 6:30	8 CHA 6:00
9	CHA 12:30	10 JUP 6:30	11 JUP 12:00	12 JUP 6:30	13 LAK 6:30	14 LAK 6:30	15 LAK 6:00
16	LAK 1:00	17 DAY 7:05	18 DAY 7:05	19 DAY 7:05	20 CLR 6:30	21 CLR 6:30	22 CLR 5:30
23	CLR 1:00	24	25 JUP 6:30	26 JUP 6:30	27 JUP 6:30	28 LAK 6:30	29 LAK 5:30
30	LAK 1:00	31 FTM 6:30					

SEPTEMBER	SUN	MON	TUE	WED	THU	FRI	SAT
			1 FRI 6:30	2 FRI 6:30	3 DAY 7:05	4 DAY 7:05	5 DAY 5:30
6	DAY 12:00	7	8	9	10	11	12
13		14	15	16	17	18	19
20		21	22	23	24	25	26
27		28	29	30			

HOME

AWAY

Game times subject to change  
All Game Times are Central Time

FOR FULL SCHEDULE OR BROADCAST DETAILS, PLEASE VISIT [cardinals.com](http://cardinals.com)

11-18-19



# PEORIA CHIEFS

## 2020 SCHEDULE

APRIL	SUN	MON	TUE	WED	THU	FRI	SAT
	29	30	31	1	2	3	4
	5	6	7	8	9	10	11
	12	13	14	15	16	17	18
	19	20	21	22	23	24	25
	26	27	28	29	30		

MAY	SUN	MON	TUE	WED	THU	FRI	SAT
						1	2
	3	4	5	6	7	8	9
	10	11	12	13	14	15	16
	17	18	19	20	21	22	23
	24	25	26	27	28	29	30

JUNE	SUN	MON	TUE	WED	THU	FRI	SAT
		1	2	3	4	5	6
	7	8	9	10	11	12	13
	14	15	16	17	18	19	20
	21	22	23	24	25	26	27
	28	29	30				

JULY	SUN	MON	TUE	WED	THU	FRI	SAT
				1	2	3	4
	5	6	7	8	9	10	11
	12	13	14	15	16	17	18
	19	20	21	22	23	24	25
	26	27	28	29	30	31	

AUGUST	SUN	MON	TUE	WED	THU	FRI	SAT
							1
	2	3	4	5	6	7	8
	9	10	11	12	13	14	15
	16	17	18	19	20	21	22
	23	24	25	26	27	28	29
	30	31					

SEPTEMBER	SUN	MON	TUE	WED	THU	FRI	SAT
			1	2	3	4	5
	6	7	8	9	10	11	12
	13	14	15	16	17	18	19
	20	21	22	23	24	25	26
	27	28	29	30			

HOME

AWAY

Game times subject to change  
All Game Times are Central Time

FOR FULL SCHEDULE OR BROADCAST DETAILS, PLEASE VISIT [cardinals.com](http://cardinals.com)

11-18-19

MINOR LEAGUE SCHEDULES



# STATE COLLEGE SPIKES

## 2020 SCHEDULE

JUNE	SUN	MON	TUE	WED	THU	FRI	SAT
		1	2	3	4	5	6
7	8	9	10	11	12	13	
14	15	16	17	18 WPT 5:35	19 WPT TBD	20 WPT TBD	
21 AUB TBD	22 AUB TBD	23 AUB TBD	24 ABD 5:35	25 ABD 5:35	26 ABD 5:35	27 BAT TBD	
28 BAT TBD	29 BAT TBD	30					

JULY	SUN	MON	TUE	WED	THU	FRI	SAT
				1 LOW 5:35	2 LOW 5:35	3 LOW 5:35	4 TRI TBD
5 TRI TBD	6 TRI TBD	7 ABD 5:35	8 ABD 5:35	9 ABD 5:35	10 MV 5:35	11 MV 5:35	
12 MV 3:05	13 SI TBD	14 SI TBD	15 SI TBD	16 SI TBD	17 HV TBD	18 HV TBD	
19 HV TBD	20	21 WV 5:35	22 WV 5:35	23 WV 5:35	24 WV 5:35	25 MV TBD	
26 MV TBD	27 MV TBD	28 HV 5:35	29 HV 5:35	30 HV 11:05AM	31 WPT TBD		

AUGUST	SUN	MON	TUE	WED	THU	FRI	SAT
							1 WPT TBD
2 WPT TBD	3	4 BAT 5:35	5 BAT 5:35	6 BAT 5:35	7 BAT 5:35	8 WV TBD	
9 WV TBD	10 WV TBD	11 WPT 5:35	12 WPT 5:35	13 WPT 5:35	14 TRI 5:35	15 TRI 5:35	
16 TRI 3:05	17	18	19 BRK TBD	20 BRK TBD	21 BRK TBD	22 WV 5:35	
23 WV 3:05	24 WV 5:35	25 ABD TBD	26 ABD TBD	27 ABD TBD	28 SI 5:35	29 SI 5:35	
30 PUL 3:05	31						

SEPTEMBER	SUN	MON	TUE	WED	THU	FRI	SAT
			1 BAT TBD	2 BAT TBD	3 BAT TBD	4 BAT TBD	5 WPT TBD
6 WPT 5:35	7 WPT 11:05AM	8	9	10	11	12	
13	14	15	16	17	18	19	
20	21	22	23	24	25	26	
27	28	29	30				



# JOHNSON CITY CARDINALS

## 2020 SCHEDULE

JUNE	SUN	MON	TUE	WED	THU	FRI	SAT
		1	2	3	4	5	6
	7	8	9	10	11	12	13
	14	15	16	17	18	19	20
	21	22 KNG TBD	23 KNG TBD	24 GRN TBD	25 GRN TBD	26 GRN TBD	27 DAN TBD
	28 DAN TBD	29 DAN TBD	30				

JULY	SUN	MON	TUE	WED	THU	FRI	SAT
				1 ELZ TBD	2 ELZ TBD	3 BRS TBD	4 BRS TBD
	5 BRS TBD	6 BRS TBD	7 KNG 5:30	8 KNG 10:00am	9 KNG TBD	10 KNG 5:30	11 GRN TBD
	12 GRN TBD	13 GRN TBD	14	15 PUL TBD	16 PUL TBD	17 PUL TBD	18 PRN TBD
	19 PRN TBD	20 PRN TBD	21 BRS TBD	22 BRS TBD	23 BRS TBD	24 PRN TBD	25 PRN TBD
	26 PRN TBD	27 ELZ TBD	28 ELZ TBD	29 ELZ TBD	30 DAN TBD	31 DAN TBD	

AUGUST	SUN	MON	TUE	WED	THU	FRI	SAT
							1 DAN TBD
	2	3 KNG 6:30	4 KNG TBD	5 GRN TBD	6 GRN TBD	7 GRN TBD	8 KNG 5:30
	9 KNG 1:00	10 KNG 5:30	11 BLU 5:30	12 BLU 5:30	13 BLU 5:30	14 ELZ TBD	15 ELZ TBD
	16 ELZ TBD	17	18 BUR TBD	19 BUR TBD	20 BUR TBD	21 BLU TBD	22 BLU TBD
	23 BLU TBD	24 BUR TBD	25 BUR TBD	26 BUR TBD	27 ELZ TBD	28 ELZ TBD	29 ELZ TBD
	30 PUL TBD	31 PUL TBD					

SEPTEMBER	SUN	MON	TUE	WED	THU	FRI	SAT
			1 PUL TBD	2	3	4	5
	6	7	8	9	10	11	12
	13	14	15	16	17	18	19
	20	21	22	23	24	25	26
	27	28	29	30			



# GCL CARDINALS

## 2020 SCHEDULE

JUNE	SUN	MON	TUE	WED	THU	FRI	SAT
		1	2	3	4	5	6
	7	8	9	10	11	12	13
	14	15	16	17	18	19	20
	21	22	23	24	25	26	27
	28	29	30				
		AST	MTS				

JULY	SUN	MON	TUE	WED	THU	FRI	SAT
				1	2	NAT	3
						MRL	4
	5	6	7	NAT	8	9	10
	MTS				MRL	AST	MTS
	11	12	13	14	15	16	17
		NAT	MRL	AST	MTS		NAT
	18	19	20	21	22	23	24
	MRL	AST	MTS	NAT	MRL	AST	MTS
	25	26	27	28	29	30	31
			NAT	MRL	AST	MTS	

AUGUST	SUN	MON	TUE	WED	THU	FRI	SAT
							1
							NAT
	2	3	4	5	6	7	8
	MRL	AST	MTS		NAT	MRL	AST
	9	10	11	12	13	14	15
	MTS		NAT	MLR	AST	MTS	
	16	17	18	19	20	21	22
	NAT	MLR	AST	MTS		NTS	MRL
	23	24	25	26	27	28	29
	AST	MTS		NAT	MRL	AST	MTS
	30	31					
		NAT					

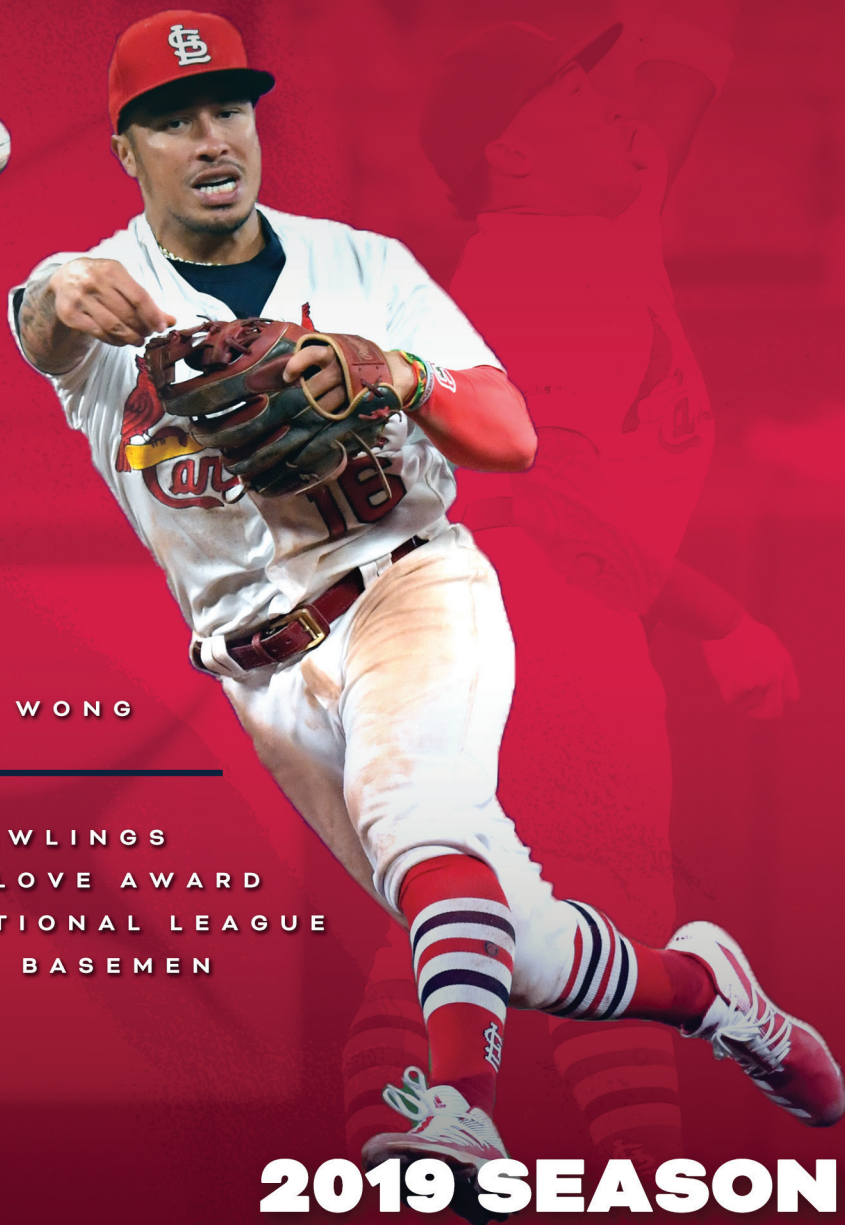
SEPTEMBER	SUN	MON	TUE	WED	THU	FRI	SAT
			1	2	3	4	5
			MRL	AST	MTS		NAT
	6	7	8	9	10	11	12
	13	14	15	16	17	18	19
	20	21	22	23	24	25	26
	27	28	29	30			



2020 OFFICIAL



MEDIA GUIDE



KOLTEN WONG

2019 RAWLINGS  
GOLD GLOVE AWARD  
FOR NATIONAL LEAGUE  
SECOND BASEMEN

**2019 SEASON  
IN REVIEW**

## 2019 FINAL STANDINGS

### N.L. EAST

	W	L	PCT.	GB
ATLANTA*	97	65	.599	-
WASHINGTON+	93	69	.574	4.0
NEW YORK	86	76	.531	11.0
PHILADELPHIA	81	81	.500	16.0
MIAMI	57	108	.333	40.0

### N.L. CENTRAL

	W	L	PCT.	GB
ST. LOUIS*	91	71	.562	-
MILWAUKEE+	89	73	.549	2.0
CHICAGO	84	78	.519	7.0
CINCINNATI	75	87	.463	16.0
PITTSBURGH	69	93	.426	22.0

### N.L. WEST

	W	L	PCT.	GB
LOS ANGELES*	106	56	.654	-
ARIZONA	85	77	.525	21.0
SAN FRANCISCO	77	85	.475	29.0
COLORADO	71	91	.438	35.0
SAN DIEGO	70	92	.432	36.0

\* Division winner + Wild Card

### A.L. EAST

	W	L	PCT.	GB
NEW YORK*	103	59	.636	-
TAMPA BAY+	96	66	.593	7.0
BOSTON	84	78	.519	19.0
TORONTO	67	95	.414	36.0
BALTIMORE	54	108	.333	49.0

### A.L. CENTRAL

	W	L	PCT.	GB
MINNESOTA*	101	61	.623	-
CLEVELAND	93	69	.574	8.0
CHICAGO	72	89	.447	28.5
KANSAS CITY	59	103	.364	42.0
DETROIT	47	114	.292	53.5

### A.L. WEST

	W	L	PCT.	GB
HOUSTON*	107	55	.660	-
OAKLAND+	97	65	.599	10.0
TEXAS	78	84	.481	29.0
LOS ANGELES	72	90	.444	35.0
SEATTLE	68	94	.420	39.0

## 2019 CARDINALS VS. OPPONENTS

### N.L. EAST

	Home		Road		Totals	
	W	L	W	L	W	L
Atlanta	1	2	1	2	2	4
Miami	2	2	2	1	4	3
New York	2	1	3	1	5	2
Philadelphia	1	2	1	2	2	4
Washington	2	1	3	1	5	2
<b>TOTALS</b>	<b>8</b>	<b>8</b>	<b>10</b>	<b>7</b>	<b>18</b>	<b>15</b>

### N.L. CENTRAL

	Home		Road		Totals	
	W	L	W	L	W	L
Chicago	6	3	4	6	10	9
Cincinnati	6	3	6	4	12	7
Milwaukee	6	3	4	6	10	9
Pittsburgh	6	4	8	1	14	5
<b>TOTALS</b>	<b>24</b>	<b>13</b>	<b>22</b>	<b>17</b>	<b>46</b>	<b>30</b>

### N.L. WEST

	Home		Road		Totals	
	W	L	W	L	W	L
Arizona	2	1	1	2	3	3
Colorado	4	0	1	2	5	2
Los Angeles	4	0	0	3	4	3
San Diego	1	2	1	2	2	4
San Francisco	3	1	1	2	4	3
<b>TOTALS</b>	<b>14</b>	<b>4</b>	<b>4</b>	<b>11</b>	<b>18</b>	<b>15</b>

### A.L. CENTRAL

	Home		Road		Totals	
	W	L	W	L	W	L
Los Angeles	2	1	0	0	2	1
Houston	1	2	0	0	1	2
Kansas City	1	1	2	0	3	1
Oakland	0	2	0	2	0	4
Seattle	0	0	2	1	2	1
Texas	0	0	1	2	1	2
<b>TOTALS</b>	<b>4</b>	<b>6</b>	<b>5</b>	<b>5</b>	<b>9</b>	<b>11</b>

OVERALL TOTALS 50 31 41 40 91 71

## 2019 CARDINALS WON-LOST BREAKDOWN

	Home		Road		Totals	
	W	L	W	L	W	L
Shutouts	11	4	3	5	14	9
Shutouts - Individual	1	0	0	1	1	1
Extra Innings	2	2	6	2	8	4
One-Run Decisions	11	7	14	15	25	22
Two-Run Decisions	9	10	6	6	15	16
vs. LH Starters	8	9	10	7	18	16
vs. RH Starters	42	22	31	33	73	55
Grass Fields	50	31	40	38	90	69
Artificial Fields	0	0	1	2	1	2
Day Games	20	8	16	12	36	20
Night Games	30	23	25	28	55	51
March	-	-	1	3	1	3
April	12	4	6	3	18	7
May	5	8	4	10	9	18
June	7	6	6	7	13	13
July	6	5	10	4	16	9
August	12	1	6	8	18	9
September	8	7	8	5	16	12

	WON	LOST
Starters	55	50
Relievers	36	21
Streaks	6	5

DOUBLE-HEADERS	WON	LOST	SPLIT
Home	1	0	2
Road	0	0	0

	ST. LOUIS	OPPONENTS
Double Plays	170	130
Triple Plays	0	0
Left On Base	1107	1074
Grand Slam HR	4	7
Home Runs - Home	89	93
Home Runs - Road	121	98

## 2019 CARDINALS RECORD WHEN

Scoring first	56-26
Opponent scores first	35-45
Scoring 4 or more runs	75-22
Scoring 3 runs	8-8
Scoring 2 or fewer runs	8-41
Scoring in 3 or fewer innings	59-66
Scoring in 4 or more innings	32-5
First game of Series	29-23
Last game of Series	30-22
First game of road trip	6-7
Last game of road trip	7-6
First game of homestand	8-5
Last game of homestand	10-3
Following off-days	7-16
Final at-bat decisions	17-10
Come-from-behind wins	41
Walk-off wins/losses	4/4

Out-hit opponents	61-12
Out-hit by opponents	18-49
In errorless games	66-43
Extra innings	8-4
Shutouts	14-9
Leading after 7 innings	74-7
Tied after 7 innings	6-5
Trailing after 7 innings	11-59
Leading after 8 innings	79-5
Tied after 8 innings	6-2
Trailing after 8 innings	6-64
Runs via HR	332
Opponent runs via HR	298
Review Challenges	16-24

<b>By Day:</b>	
Monday	14-2
Tuesday	11-12
Wednesday	12-13
Thursday	13-5
Friday	12-12
Saturday	13-15
Sunday	16-12
<b>By Month:</b>	
Spring	12-15-4
March	1-3
April	18-7
May	9-18
June	13-13
July	16-9
August	18-9
September	16-12

<b>By Series:</b>	
Won: 26	Split: 5
Lost: 21	Sweeps: 9-5

## SCORING BY INNING

	1	2	3	4	5	6	7	8	9	EXT.	Total
CARDINALS	85	78	83	74	85	112	99	78	54	16	764
OPPONENTS	83	69	86	63	82	65	75	77	51	11	662

## 2019 CARDINALS DAY BY DAY

Date	Team	H/R D/N	Score	Winner-Loser-Save	ATT	W-L	STD	GA/GB
3/28	MIL	R/D	L, 5-4	Chacin-Mikolas-Hader	#45,304	0-1	T4	-1.0
3/29	MIL	R/N	W, 9-5	Gant-T.Williams	30,157	1-1	T3	-0.5
3/30	MIL	R/N	L, 4-2	Woodruff-Hudson-Hader	36,655	1-2	4	-1.0
3/31	MIL	R/D	L, 5-4	Barnes-Hicks	35,042	1-3	5	-2.0
4/1	PIT	R/D	W, 6-5 (11)	Hicks-Brault-Gant	#37,336	2-3	2	-2.0
4/2			OPEN DATE			2-3	2	-2.5
4/3	PIT	R/N	W, 5-4 (10)	Gant-Burdi-Hudson	23,954	3-3	2	-2.5
4/4	SD	H/D		Postponed to 4/5 - Rain		3-3	2	-2.5
4/5	SD*	H/D	L, 5-3	Stock-Reyes-Yates	#46,615	3-4	3	-3.5
4/6	SD	H/D	L, 6-4	Wisler-Miller-Yates	44,492	3-5	3	-3.5
4/7	SD	H/D	W, 4-1	Wainwright-Strahm-Hicks	44,340	4-5	3	-3.5
4/8	LAD	H/N	W, 4-3	Mikolas-Kelly-Hicks	35,858	5-5	3	-2.5
4/9	LAD	H/N	W, 4-0	Brebbia-Stripling	36,353	6-5	T2	-1.5
4/10	LAD	H/N	W, 7-2	Flaherty-Maeda	36,244	7-5	T2	-0.5
4/11	LAD	H/D	W, 11-7	Gallegos-Baez	38,200	8-5	T1	---
4/12			OPEN DATE			8-5	2	-0.5
4/13	CIN+	R/N	L, 5-2	Hughes-Wainwright-Iglesias	16,496	8-6	2	-1.5
4/14	CIN+	R/D	W, 9-5	Gant-Garrett-Hicks	16,793	9-6	2	-0.5
4/15	MIL	R/N	L, 10-7	Guerra-Mayers	28,199	9-7	T2	-1.5
4/16	MIL	R/N	L, 8-4	Woodruff-Flaherty	30,260	9-8	3	-2.5
4/17	MIL	R/D	W, 6-3	Wacha-Burnes-Hicks	29,817	10-8	T2	-1.5
4/18			OPEN DATE			10-8	3	-1.0
4/19	NYM	H/N	L, 5-4	Lugo-Wainwright-Diaz	40,413	10-9	3	-2.0
4/20	NYM	H/D	W, 10-2	Mikolas-Flexen	#47,059	11-9	3	-2.0
4/21	NYM	H/D	W, 6-4	Hudson-Syndergaard-Hicks	42,765	12-9	T2	-1.0
4/22	MIL	H/N	W, 13-5	Flaherty-Houser	35,819	13-9	T1	---
4/23	MIL	H/N	W, 4-3	Miller-A.Wilson-Hicks	38,474	14-9	1	+1.0
4/24	MIL	H/D	W, 5-2	Wainwright-Chacin-Hicks	36,878	15-9	1	+2.0
4/25			OPEN DATE			15-9	1	+2.5
4/26	CIN	H/N	L, 12-1	DeSclafani-Mikolas	#45,087	15-10	1	+2.0
4/27	CIN	H/D	W, 6-3	Hudson-Mahle-Hicks	44,197	16-10	1	+2.0
4/28	CIN	H/D	W, 5-2	Flaherty-Gray-Gant	45,701	17-10	1	+2.5
4/29	WSH	R/N	W, 6-3	Wacha-Corbin-Hicks	17,890	18-10	1	+3.0
4/30	WSH	R/N	W, 3-2	Wainwright-An.Sánchez-Miller	19,753	19-10	1	+3.0
MARCH/APRIL TOTALS					658,495	19-10	1	+3.0
5/1	WSH	R/N	W, 5-1	Mikolas-Scherzer	22,157	20-10	1	+3.0
5/2	WSH	R/D	L, 2-1	Strasburg-Hudson-Doolittle	24,338	20-11	1	+2.5
5/3	CHI	R/D	L, 4-0	HENDRICKS-Flaherty	34,978	20-12	1	+1.5
5/4	CHI	R/D	L, 6-5	Kintzler-Brebbia-Strop	39,601	20-13	1	+0.5
5/5	CHI	R/N	L, 13-5	Quintana-Wainwright	36,499	20-14	2	-0.5
5/6	PHI	H/N	W, 6-0	Mikolas-Velasquez	38,419	21-14	1	+0.5
5/7	PHI	H/N	L, 11-1	Nola-Hudson	38,562	21-15	T2	-0.5
5/8	PHI	H/D	L, 5-0	Eickhoff-Flaherty	42,309	21-16	3	-1.5
5/9	PIT	H/N	W, 17-4	Wacha-Musgrove	38,925	22-16	3	-1.5
5/10	PIT	H/N	L, 2-1	Williams-Miller-Vázquez	45,060	22-17	3	-1.5
5/11	PIT	H/D	L, 2-1	Lyles-Mikolas-Vázquez	43,011	22-18	3	-2.5
5/12	PIT	H/D	L, 10-6	Stratton-Brebbia	#48,555	22-19	T3	-3.5
5/13			OPEN DATE			22-19	3	-3.5
5/14	ATL	R/N	W, 14-3	Flaherty-Foltynewicz	23,718	23-19	3	-3.5
5/15	ATL	R/N	L, 4-0	Soroka-Wacha-Jackson	23,367	23-20	3	-3.5
5/16	ATL	R/N	L, 10-2	Teheran-Wainwright	28,783	23-21	3	-3.5
5/17	TEX	R/N	L, 7-3	Sampson-Mikolas	34,398	23-22	4	-4.5
5/18	TEX	R/D	W, 8-2	Hudson-Jurado	30,967	24-22	4	-3.5
5/19	TEX	R/D	L, 5-4 (10)	J.Gómez-Hicks	32,112	24-23	4	-4.5
5/20			OPEN DATE				4	-4.0
5/21	KC	H/N		Postponed to 5/22 - Rain			4	-4.5
5/22	KC	H/D	L, 8-2	Keller-Wacha	42,725	24-24	4	-5.0
	KC	H/N	W, 10-3	Wainwright-Bailey	42,529	25-24	4	-5.0

## 2019 CARDINALS DAY BY DAY

Date	Team	H/R D/N	Score	Winner-Loser-Save	ATT	W-L	STD	GA/GB
5/23				OPEN DATE		25-24	4	-4.5
5/24	ATL	H/N	L, 5-2	Foltynewicz-Mikolas	44,630	25-25	4	-4.5
5/25	ATL	H/N	W, 6-3	Miller-Winkler-Hicks	#45,760	26-25	T3	-4.5
5/26	ATL	H/N	L, 4-3 (10)	Webb-Webb-Jackson	45,152	26-26	T3	-4.5
5/27				OPEN DATE		26-26	T3	-4.0
5/28	PHI	R/N	L, 4-3	Pivetta-Wainwright-Neris	29,084	26-27	T3	-4.0
5/29	PHI	R/N	L, 11-4	Nola-Cabrera	30,486	26-28	4	-5.0
5/30	PHI	R/D	W, 5-3	Hudson-Eickhoff-Hicks	31,206	27-28	T3	-4.5
5/31	CHI	H/N	W, 2-1 (10)	Hicks-Montgomery	45,321	28-28	T3	-3.5
				MAY TOTALS	560,958	9-18	T3	-3.5
6/1	CHI	H/N	W, 7-4	Gant-Chatwood-Martínez	#46,297	29-28	3	-3.0
6/2	CHI	H/D	W, 2-1	Wainwright-Hamels-Gant	#46,053	30-28	3	-3.0
6/3				OPEN DATE		30-28	3	-3.0
6/4	CIN	H/N	L, 4-1	Castillo-Cabrera-Iglesias	40,649	30-29	3	-3.0
6/5	CIN	H/N		Postponed to 8/31 - Rain		30-29	3	-3.5
6/6	CIN	H/D	W, 3-1	Gant-Lorenzen-Hicks	44,654	31-29	3	-2.5
6/7	CHI	R/D	L, 3-1	Hamels-Mikolas-Strop	40,671	31-30	3	-3.5
6/8	CHI	R/N	L, 9-4	Lester-Brebbia	41,005	31-31	3	-4.5
6/9	CHI	R/N	L, 5-1	Hendricks-Wainwright-Strop	39,545	31-32	3	-5.5
6/10	MIA	R/N	W, 4-1	Wacha-Alcantara-Hicks	6,585	32-32	3	-5.0
6/11	MIA	R/N	W, 7-1	Hudson-E. Hernandez	6,308	33-32	3	-4.0
6/12	MIA	R/N	L, 9-0	Yamamoto-Mikolas	7,001	33-33	3	-5.0
6/13	NYM <sup>^</sup>	R/N	W, 5-4 (10)	C. Martínez-Díaz-Hicks	31,862	34-33	3	-4.5
6/14	NYM	R/N	W, 9-5	Gant-Familia	28,560	35-33	3	-3.5
6/15	NYM	R/N	L, 8-7	Syndergaard-Wacha-Díaz	32,589	35-34	3	-3.5
6/16	NYM	R/D	W, 4-3	Miller-Flexen-C. Martínez	37,054	36-34	3	-3.5
6/17	MIA	H/N	W, 5-0	Mikolas-E. Hernandez	41,274	37-34	3	-2.5
6/18	MIA	H/N	L, 6-0	Yamamoto-Flaherty	41,467	37-35	3	-2.5
6/19	MIA	H/N	W, 2-1 (11)	Gant-Conley	40,126	38-35	3	-2.0
6/20	MIA	H/N	L, 7-6 (11)	J. García-Miller-Romo	42,446	38-36	3	-3.0
6/21	LAA	H/N	W, 5-1	Wacha-Canning	#48,423	39-36	3	-2.0
6/22	LAA	H/D	W, 4-2	Hudson-Pena-Webb	#46,711	40-36	3	-1.0
6/23	LAA	H/N	L, 6-4	Skaggs-Mikolas	#47,114	40-37	3	-2.0
6/24				OPEN DATE		40-37	3	-2.5
6/25	OAK	H/N	L, 7-3	Wendelken-Flaherty	40,556	40-38	3	-2.5
6/26	OAK	H/N	L, 2-0	Mengden-Wainwright-Hendriks	#44,871	40-39	3	-2.5
6/27				OPEN DATE		40-39	3	-3.0
6/28	SD	R/N	L, 3-1	Quantrill-Wacha-Yates	33,329	40-40	3	-3.0
6/29	SD	R/N	L, 12-2	Paddack-Hudson	#44,407	40-41	3	-4.0
6/30	SD	R/D	W, 5-3 (11)	Martínez-Wieck-Leone	32,575	41-41	3	-3.0
				JUNE TOTALS	570,641	13-13	3	-3.0
7/1				OPEN DATE		41-41	3	-3.5
7/2	SEA	R/N	L, 5-4	Adams-Gallegos-Elias	20,173	41-42	3	-3.5
7/3	SEA	R/N	W, 5-2	Brebbia-Adams	31,878	42-42	3	-2.5
7/4	SEA	R/D	W, 5-4	Ponce de Leon-Milone-C. Martínez	26,656	43-42	3	-1.5
7/5	SF	R/N	W, 9-4	Hudson-Pomeranz	37,603	44-42	3	-1.5
7/6	SF	R/N	L, 8-4	Dyson-Mikolas	32,487	44-43	3	-2.0
7/7	SF	R/D	L, 1-0	Samardžija-Flaherty-W. Smith	33,841	44-44	3	-2.0
				PRE ALL-STAR TOTALS	1,790,094	44-44	3	-2.0
7/8			All-Star Break			44-44	3	-2.0
7/9			All-Star Game - Cleveland, Ohio			44-44	3	-2.0
7/10			All-Star Break			44-44	3	-2.0
7/11			All-Star Break			44-44	3	-2.0



## 2019 CARDINALS DAY BY DAY

Date	Team	H/R D/N	Score	Winner-Loser-Save	ATT	W-L	STD	GA/GB
7/12	ARI	H/N	L, 4-2	Ray-Miller-Holland	44,960	44-45	3	-3.0
7/13	ARI	H/N	W, 4-2	Hudson-M.Kelly-C.Martínez	#46,152	45-45	3	-3.0
7/14	ARI	H/D	W, 5-2	Wainwright-Greinke-C.Martínez	43,439	46-45	3	-3.0
7/15	PIT	H/N	W, 7-0	MIKOLAS-Musgrove	41,965	47-45	2	-2.0
7/16	PIT	H/N	L, 3-1	Liriano-C.Martínez-Vázquez	43,777	47-46	3	-3.0
7/17	PIT	H/D	W, 6-5	Brebbia-Liriano-C.Martínez	43,186	48-46	3	-3.0
7/18	CIN	R/N	W, 7-4	Hudson-Stephenson-Miller	32,359	49-46	3	-2.5
7/19	CIN	R/N	W, 12-11	Wacha-Hughes-C.Martínez	37,652	50-46	2	-2.5
7/20	CIN	R/N	L, 3-2	Garrett-Mikolas-Lorenzen	38,437	50-47	3	-3.5
7/21	CIN	R/D	W, 3-1	Gallegos-DeSclafani-C.Martínez	28,763	51-47	3	-2.5
7/22	PIT	R/N	W, 6-5 (10)	Shreve-Holmes-C.Martínez	13,096	52-47	2	-1.5
7/23	PIT	R/N	W, 4-3	Hudson-Archer-Miller	15,778	53-47	2	-0.5
7/24	PIT	R/N	W, 14-8	Wainwright-Lyles	18,675	54-47	2	-0.5
7/25	PIT	R/D	W, 6-3	Mikolas-Musgrove	24,534	55-47	T1	---
7/26	HOU	H/N	W, 5-3	Miller-Pressly-C.Martínez	44,724	56-47	1	+1.0
7/27	HOU	H/N	L, 8-2	Cole-Ponce de Leon	#46,518	56-48	1	+1.0
7/28	HOU	H/D	L, 6-2	Miley-Hudson	#46,714	56-49	T1	---
7/29				OPEN DATE		56-49	T1	---
7/30	CHI	H/N	W, 2-1	Gallegos-Darvish-C.Martínez	#46,123	57-49	1	+1.0
7/31	CHI	H/N	L, 2-0	Hendricks-Mikolas-Kimbrel	43,750	57-50	T1	---
JULY TOTALS					491,308	16-9	T1	---
8/1	CHI	H/N	W, 8-0	Flaherty-Lester	#46,811	58-50	1	+1.0
8/2				OPEN DATE		58-50	1	+0.5
8/3	OAK	R/N	L, 8-3	Fiers-Hudson	24,851	58-51	2	-0.5
8/4	OAK	R/D	L, 4-2	Roark-Wainwright-Hendriks	24,603	58-52	2	-1.5
8/5	LAD	R/N	L, 8-0	Gonsolin-Wacha	45,254	58-53	2	-2.5
8/6	LAD	R/N	L, 3-1	Kershaw-Mikolas-Jansen	#53,070	58-54	2	-2.5
8/7	LAD	R/D	L, 2-1	Sadler-C.Martínez	48,994	58-55	3	-3.5
8/8				OPEN DATE		58-55	3	-4.0
8/9	PIT	H/N	W, 6-2	C.Martínez-R.Rodríguez	42,757	59-55	3	-3.0
8/10	PIT	H/N	W, 3-1	Wainwright-Musgrove-C.Martínez	45,026	60-55	3	-2.0
8/11	PIT	H/D	W, 11-9	Gant-Crick-Miller	43,912	61-55	2	-2.0
8/12				OPEN DATE		61-55	2	-2.0
8/13	KC	R/N	W, 2-0	Flaherty-Sparkman-C.Martínez	23,563	62-55	2	-1.0
8/14	KC	R/N	W, 6-0	Hudson-Keller	22,494	63-55	T1	---
8/15	CIN	R/N	L, 2-1	Gray-Wacha-Iglesias	14,891	63-56	T1	---
8/16	CIN	R/N	W, 13-4	Wainwright-Castillo	24,118	64-56	1	+1.0
8/17	CIN	R/N	L, 6-1	DeSclafani-Mikolas	37,698	64-57	T1	---
8/18	CIN	R/D	W, 5-4	Flaherty-Wood-C.Martínez	21,525	65-57	T1	---
8/19	MIL	H/N	W, 3-0	Hudson-Davies-Miller	44,843	66-57	1	+0.5
8/20	MIL	H/N	W, 9-4	Webb-Jeffress	37,823	67-57	1	+0.5
8/21	MIL	H/N	L, 5-3 (8)	Houser-Wainwright-J. Guerra	40,250	67-58	2	-0.5
8/22	COL	H/N	W, 6-5	Leone-Almonte-C.Martínez	36,465	68-58	2	-0.5
8/23	COL	H/N	W, 8-3	Flaherty-Lambert	40,829	69-58	1	+0.5
8/24	COL	H/N	W, 6-0	Hudson-González	42,102	70-58	1	+1.5
8/25	COL	H/D	W, 11-4	Helsley-Senzatela	45,551	71-58	1	+2.5
8/26	MIL	R/N	W, 12-2	Gant-G. Gonzalez	29,475	72-58	1	+3.0
8/27	MIL	R/N	W, 6-3	Mikolas-Albers-C.Martínez	36,690	73-58	1	+3.0
8/28	MIL	R/D	L, 4-1	Flaherty-Lyles-Hader	33,045	73-59	1	+2.0
8/29				OPEN DATE		73-59	1	+1.5
8/30	CIN	H/N		Postponed to 9/1 - Rain		73-59	1	+1.0
8/31	CIN	H/D*	W, 10-6	Hudson-Bauer	44,738	74-59	1	+1.5
		H/D	W, 3-2	Gant-R.Iglesias	42,074	75-59	1	+2.5
AUGUST TOTALS					553,181	18-9	1	+2.5
9/1	CIN	H/D	W, 4-3	C.Martínez-Lorenzen	43,692	76-59	1	+3.5
	CIN	H/N*	L, 5-3	Castillo-Ponce de Leon-Iglesias	38,665	76-60	1	+3.0
9/2	SF	H/D	W, 3-1	Wainwright-Beede-C.Martínez	40,732	77-60	1	+3.0
9/3	SF	H/N	W, 1-0	Flaherty-Rodríguez-C.Martínez	38,259	78-60	1	+3.0

## 2019 CARDINALS DAY BY DAY

Date	Team	H/R D/N	Score	Winner-Loser-Save	ATT	W-L	STD	GA/GB
9/4	SF	H/N	L, 9-8	Rogers-Gallegos-W.Smith	41,945	78-61	1	+2.5
9/5	SF	H/D	W, 10-0	Hudson-Webb-Cabrera	36,800	79-61	1	+2.5
9/6	PIT	R/N	L, 9-4	Wang-Miller-Vázquez	19,090	79-62	1	+2.5
9/7	PIT	R/N	W, 10-1	Wainwright-Brault	23,996	80-62	1	+3.5
9/8	PIT	R/D	W, 2-0	Flaherty-Marvel-C.Martínez	18,363	81-62	1	+4.5
9/9				OPEN DATE		81-62	1	+4.0
9/10	COL	R/N	L, 2-1	González-Wacha-Díaz	31,514	81-63	1	+4.0
9/11	COL	R/N	L, 2-1	Senzatela-Hudson-Díaz	31,931	81-64	1	+4.0
9/12	COL	R/D	W, 10-3	Mikolas-Melville	27,618	82-64	1	+4.0
9/13	MIL	H/N	W, 10-0	Wainwright-Houser	#47,075	83-64	1	+4.0
9/14	MIL	H/N	L, 5-2	Lyles-Flaherty-Hader	#46,665	83-65	1	+3.0
9/15	MIL	H/D	L, 7-6	Albers-Gant-Hader	#46,722	83-66	1	+2.0
9/16	WSH	H/N	W, 4-2	Hudson-Doolittle-C.Martínez	42,812	84-66	1	+2.0
9/17	WSH	H/N	L, 6-2	Corbin-Mikolas-D.Hudson	44,061	84-67	1	+2.0
9/18	WSH	H/D	W, 5-1	Wainwright-Scherzer-C.Martínez	37,669	85-67	1	+3.0
9/19	CHI	R/N	W, 5-4 (10)	Miller-Kimbrel-Gallegos	#39,524	86-67	1	+3.0
9/20	CHI	R/D	W, 2-1	Helsley-Phelps-C.Martínez	#39,106	87-67	1	+3.0
9/21	CHI	R/D	W, 9-8	Gant-Kimbrel-C.Martínez	#40,071	88-67	1	+3.0
9/22	CHI	R/D	W, 3-2	Webb-Darvish-Miller	38,606	89-67	1	+3.0
9/23	ARI	R/N	W, 9-7	Wainwright-A.Young-C.Martínez	24,826	90-67	1	+3.5
9/24	ARI	R/N	L, 3-2 (19)	Ginkel-Brebbia	26,097	90-68	1	+2.5
9/25	ARI	R/D	L, 9-7	Kelly-Fernandez-Bradley	21,420	90-69	1	+1.5
9/26				OPEN DATE		90-69	1	+1.0
9/27	CHI	H/N	L, 8-2	Wieck-Miller	#46,530	90-70	1	+1.0
9/28	CHI	H/N	L, 8-6	Cishek-Wainwright-Kinzler	#46,971	90-71	1	+1.0
9/29	CHI	H/D	W, 9-0	Flaherty-Holland	#47,212	91-71	1	+2.0
9/30				OPEN DATE		91-71	1	+2.0
SEPTEMBER TOTALS					654,810	16-12	1	+2.0
POST ALL-STAR TOTALS					1,690,299	47-27	1	+2.0
SEASON TOTALS					3,480,393	91-71	1	+2.0
DIVISION SERIES								
10/3	ATL	R/N	W, 7-6	C.Martínez-Melancon	#42,631	1-0		
10/4	ATL	R/D	L, 3-0	Foltynewicz-Flaherty-Melancon	#42,911	1-1		
10/5				OPEN DATE				
10/6	ATL	H/D	L, 3-1	Newcomb-C.Martínez-Melancon	#46,701	1-2		
10/7	ATL	H/D	W, 5-4 (10)	Mikolas-Teheran	42,203	2-2		
10/8				OPEN DATE				
10/9	ATL	R/N	W, 13-1	Flaherty-Foltynewicz	#43,122	3-2		
CHAMPIONSHIP SERIES								
10/10				OPEN DATE				
10/11	WSH	H/N	L, 2-0	Sanchez-Mikolas-Doolittle	#45,075	0-1		
10/12	WSH	H/D	L, 3-1	Scherzer-Wainwright-Hudson	#46,458	0-2		
10/13				OPEN DATE				
10/14	WSH	R/N	L, 8-1	Strasburg-Flaherty	#43,675	0-3		
10/15	WSH	R/N	L, 7-4	Corbin-Hudson, D.-Hudson, D.	#43,976	0-4		

NOTE: Pitchers' complete games in CAPS; Extra innings shown in parentheses;

\* make-up game due to rain out

# sellout

^ suspended game completed on June 14

+ game played in Monterrey, Mexico

## 2019 CARDINALS FINAL STATISTICS

### BATTING

BATTER	AVG	G	AB	R	H	TB	2B	3B	HR	RBI	SH-SF	HP	BB	IBB	SO	SB	CS	DP	SLG	OBP
Arozarena, Randy	.300	19	20	4	6	10	1	0	1	2	0-0	1	2-0	4	2	1	0	.500	.391	
Bader, Harrison	.205	128	347	54	71	127	14	3	12	39	1-2	10	46-4	117	11	3	3	.366	.314	
Brebbia, John	1.000	66	1	1	1	1	0	0	0	0	0-0	0	0-0	0	0	0	0	.000	1.000	
Cabrera, Génesis	.000	13	4	0	0	0	0	0	0	0	0-0	0	0-0	4	0	0	0	.000	.000	
Carpenter, Matt	.226	129	416	59	94	163	20	2	15	46	1-5	7	63-0	129	6	1	3	.392	.334	
DeJong, Paul	.233	159	583	97	136	259	31	1	30	78	0-6	13	62-1	149	9	5	15	.444	.318	
Edman, Tommy	.304	92	326	59	99	163	17	7	11	36	0-0	7	16-0	61	15	1	3	.500	.350	
RIGHT	.321		84		27	49	4	3	4	11	0-0	3	5-0	14			1	.583	.380	
LEFT	.298		242		72	114	13	4	7	25	0-0	4	11-0	47			2	.471	.339	
Flaherty, Jack	.185	38	54	4	10	13	3	0	0	4	9-1	0	2-0	17	1	1	0	.241	.211	
Fowler, Dexter	.238	150	487	69	116	199	24	1	19	67	1-4	8	74-1	142	8	5	6	.409	.346	
RIGHT	.211		109		23	38	3	0	4	13	0-0	1	18-0	27			3	.349	.328	
LEFT	.246		378		93	93	21	1	15	54	1-4	7	56-1	115			3	.426	.351	
Gallegos, Giovanni	.000	66	2	0	0	0	0	0	0	0	1-0	0	0-0	1	0	0	0	.000	.000	
Gant, John	.000	64	3	0	0	0	0	0	0	0	0-0	0	0-0	2	0	0	0	.000	.000	
Goldschmidt, Paul	.260	161	597	97	155	284	25	1	34	97	0-3	2	78-2	166	3	1	11	.476	.346	
Gyorko, Jedd	.196	38	56	5	11	17	0	0	2	7	0-0	0	6-0	14	2	0	1	.304	.274	
Helsley, Ryan	.333	24	3	0	1	1	0	0	0	0	0-0	0	0-0	2	0	0	0	.333	.333	
Hudson, Dakota	.078	33	51	1	4	4	0	0	0	2	7-0	1	0-0	24	0	0	1	.078	.096	
Hudson, Joe	.000	1	1	0	0	0	0	0	0	0	0-0	0	0-0	1	0	0	0	.000	.000	
Knizner, Andrew	.226	18	53	7	12	20	2	0	2	7	0-0	1	4-0	14	2	0	3	.377	.293	
Martínez, Carlos	.000	48	1	0	0	0	0	0	0	0	0-0	0	0-0	1	0	0	0	.000	.000	
Martínez, José	.269	128	334	45	90	137	13	2	10	42	0-2	2	35-0	82	3	0	14	.410	.340	
Mayers, Mike	.000	16	1	0	0	0	0	0	0	0	0-0	0	0-0	1	0	0	0	.000	.000	
Mikolas, Miles	.136	32	59	1	8	9	1	0	0	2	3-0	0	0-0	27	0	0	0	.153	.136	
Molina, Yadier	.270	113	419	45	113	167	24	0	10	57	0-5	5	23-0	58	6	0	14	.399	.312	
Muñoz, Yairo	.267	88	172	20	46	61	7	1	2	13	0-1	1	7-0	37	8	3	5	.355	.298	
O'Neill, Tyler	.262	60	141	18	37	58	6	0	5	16	0-0	0	10-0	53	1	0	3	.411	.311	
Ozuna, Marcell	.241	130	485	80	117	229	23	1	29	89	0-1	1	62-2	114	12	2	21	.472	.328	
Ponce de Leon, D.	.000	13	9	0	0	0	0	0	0	0	2-0	0	1-0	4	0	0	0	.000	.100	
Ravelo, Rangel	.205	29	39	4	8	16	2	0	2	7	0-1	0	3-0	12	0	0	1	.410	.256	
Robinson, Drew	.143	5	7	1	1	1	0	0	0	0	0-0	0	0-0	3	0	0	0	.143	.143	
Sosa, Edmundo	.250	8	8	2	2	2	0	0	0	0	0-0	1	1-0	2	1	0	0	.250	.400	
Thomas, Lane	.316	34	38	6	12	26	0	1	4	12	0-0	2	4-0	8	1	1	1	.684	.409	
Wacha, Michael	.167	29	36	3	6	7	1	0	0	3	3-0	0	0-0	21	0	0	0	.194	.167	
Wainwright, Adam	.160	31	50	6	8	11	3	0	0	2	6-1	0	2-0	20	0	0	0	.220	.189	
Wieters, Matt	.214	67	168	15	36	73	4	0	11	27	0-2	1	12-0	47	1	1	3	.435	.268	
RIGHT	.195		41		8	21	1	0	4	7	0-0	1	3-0	17			0	.512	.267	
LEFT	.220		127		28	52	3	0	7	20	0-2	0	9-0	30			3	.409	.268	
Wong, Kolten	.285	148	478	61	136	202	25	4	11	59	6-5	13	47-5	83	24	4	2	.423	.361	
ST. LOUIS	.245	162	5449	764	1336	2260	246	24	210	714	40-39	76	561-15	1420	116	29	110	.415	.322	
OPPONENTS	.238	162	5389	662	1284	2141	246	19	191	642	27-38	69	545-41	1399	34	19	139	.400	.314	

## 2019 CARDINALS FINAL STATISTICS

### PITCHING

PITCHER	W-L	ERA	G	GS	CG	GF	SHO	SV	IP	H	R	ER	HR	BB-IBB	SO	WP	AVG
Brebbia, John	3-4	3.59	66	0	0	22	0	0	72.2	59	31	29	6	27-2	87	0	.216
Cabrera, Génesis	0-2	4.87	13	2	0	5	0	1	20.1	23	16	11	2	11-0	19	1	.274
Fernandez, Junior	0-1	5.40	13	0	0	5	0	0	11.2	9	7	7	2	6-0	16	2	.205
Flaherty, Jack	11-8	2.75	33	33	0	0	0	0	196.1	135	62	60	25	55-2	231	6	.192
Gallegos, Giovanny	3-2	2.31	66	0	0	10	0	1	74.0	44	19	19	9	16-2	93	3	.170
Gant, John	11-1	3.66	64	0	0	13	0	3	66.1	51	29	27	4	34-1	60	1	.217
Gregerson, Luke	0-0	7.94	6	0	0	3	0	0	5.2	11	5	5	0	1-0	2	0	.423
Gyorko, Jedd	0-0	0.00	1	0	0	1	0	0	0.1	0	0	0	0	0-0	1	0	.000
Helsley, Ryan	2-0	2.95	24	0	0	4	0	0	36.2	34	13	12	5	12-2	32	2	.245
Hicks, Jordan	2-2	3.14	29	0	0	21	0	14	28.2	16	10	10	2	11-0	31	2	.163
Hudson, Dakota	16-7	3.35	33	32	0	1	0	1	174.2	160	80	65	22	86-8	136	5	.245
Leone, Dominic	1-0	5.53	40	0	0	11	0	1	40.2	39	28	25	9	22-2	46	1	.250
Martínez, Carlos	4-2	3.17	48	0	0	38	0	24	48.1	39	18	17	2	18-1	53	2	.220
Mayers, Mike	0-1	6.63	16	0	0	4	0	0	19.0	21	14	14	3	11-2	16	1	.276
Mejía, Adalberto	0-0	9.00	2	0	0	0	0	0	3.0	8	3	3	0	1-0	2	2	.500
Mikolas, Miles	9-14	4.16	32	32	1	0	1	0	184	193	90	85	27	32-1	144	5	.272
Miller, Andrew	5-6	4.45	73	0	0	11	0	6	54.2	45	32	27	11	27-1	70	4	.225
Ponce de Leon, D	1-2	3.70	13	8	0	1	0	0	48.2	36	21	20	6	26-3	52	2	.207
Reyes, Alex	0-1	15.00	4	0	0	0	0	0	3.0	2	5	5	1	6-0	1	1	.200
Shreve, Chasen	1-0	9.00	3	0	0	0	0	0	2.0	2	2	2	0	1-0	2	0	.250
Wacha, Michael	6-7	4.76	29	24	0	0	0	0	126.2	143	71	67	26	55-4	104	2	.290
Wainwright, Adam	14-10	4.19	31	31	0	0	0	0	171.2	181	83	80	22	64-7	153	2	.273
Webb, Tyler	2-1	3.76	65	0	0	11	0	1	55.0	33	23	23	7	23-3	48	2	.172
<b>ST. LOUIS</b>	<b>91-71</b>	<b>3.80</b>	<b>162</b>	<b>162</b>	<b>1</b>	<b>161</b>	<b>14</b>	<b>52</b>	<b>1444.0</b>	<b>1284</b>	<b>662</b>	<b>609</b>	<b>191</b>	<b>545-41</b>	<b>1399</b>	<b>46</b>	<b>.238</b>
<b>OPPONENTS</b>	<b>71-91</b>	<b>4.35</b>	<b>162</b>	<b>162</b>	<b>1</b>	<b>161</b>	<b>9</b>	<b>41</b>	<b>1432.0</b>	<b>1336</b>	<b>764</b>	<b>692</b>	<b>210</b>	<b>561-15</b>	<b>1420</b>	<b>52</b>	<b>.245</b>

## 2019 CARDINALS LEADERS

BATTING	
Average .....	Wong ..... .285
On-Base Percentage .....	Wong ..... .361
Slugging Percentage .....	Goldschmidt ..... .476
Games .....	Goldschmidt ..... 161
At-Bats .....	Goldschmidt ..... 597
Runs .....	DeJong ..... 97
.....	Goldschmidt ..... 97
Hits .....	Goldschmidt ..... 155
Doubles .....	DeJong ..... 31
Triples .....	Edman ..... 7
Home Runs .....	Goldschmidt ..... 34
RBI .....	Goldschmidt ..... 97
Walks .....	Goldschmidt ..... 78
Strikeouts .....	Goldschmidt ..... 166
Sacrifice Bunts .....	Flaherty ..... 9
Sacrifice Flies .....	DeJong ..... 6
Stolen Bases .....	Wong ..... 24
Caught Stealing .....	DeJong/Fowler ..... 5
GIDP .....	Ozuna ..... 21

PITCHING	
ERA (starter) .....	Flaherty ..... 2.75
ERA (reliever) .....	Gallegos ..... 2.31
Wins .....	D. Hudson ..... 16
Losses .....	Mikolas ..... 14
Games .....	A. Miller ..... 73
Games Started .....	Flaherty ..... 33
Games Finished .....	C. Martínez ..... 38
Complete Games .....	Mikolas ..... 1
Saves .....	C. Martínez ..... 24
Shutouts .....	Mikolas ..... 1
Innings .....	Flaherty ..... 196.1
Strikeouts .....	Flaherty ..... 231
Walks .....	D. Hudson ..... 86
Opp. Average .....	Flaherty ..... .192
WHIP .....	Flaherty ..... 0.97

## 2019 CARDINALS HIGHS & LOWS

### TEAM MISCELLANEOUS

Longest Winning Streak: *6 games.....	9/18-23
Longest Losing Streak: *5 games.....	8/3-8/7
Longest Game - Innings: 19.....	9/24 at ARI
Longest Game -Time (overall): 6:53.....	9/24 at ARI
Longest Game -Time (9-inn game): 4:24.....	9/21 a CHI
Shortest Game - Time (9-inn game) 2:11.....	9/3 vs. SF
Largest Crowd - Home #48,555.....	5/12 vs. PIT
Largest Crowd - Road 53,070.....	8/6 at LAD
Largest Margin of Victory 13 runs (17-4).....	5/9 vs. PIT
Largest Margin of Defeat 11 runs (12-1).....	4/26 vs. CIN
Largest Comeback Win: 7 runs.....	7/19 at CIN
Comeback Wins (4 or more runs) *3.....	8/11 vs. PIT
Most Left on Base 14.....	9/24 at ARI
Most Errors *2.....	9/25 at ARI
Longest Errorless Streak (Games) 9.....	9/5-14
Most Double Plays Turned-Cardinals *4.....	9/20 at CHI
Most Double Plays Turned-Opponent 4.....	8/27 at MIL

### TEAM BATTING

Most Runs - Inning - Cards 10 (6th).....	7/19 at CIN
Most Runs - Inning - Opponent *7 (7th).....	9/27 vs. CHI
Most Runs - 1st Inning - Cards *4.....	8/31 [1] vs. CIN
Most Runs - 1st Inning - Opponent 5.....	6/15 at NYM
Most Runs - Game - Cards 17.....	5/9 vs. PIT
Most Runs - Game - Opponent 13.....	5/5 at CHI
Most Runs - Game - Both Clubs 23.....	7/19 at CIN
Most Hits - Game - Cards 18.....	8/16 at CIN
Most Hits - Game - Opponent 18.....	7/19 at CIN
Most Hits - Game - Both Clubs 29.....	7/19 at CIN
Fewest Hits - Game - Cards *2.....	8/5 at LAD
Most Extra Base Hits - Game - Cards 11.....	7/24 at PIT
Most Bunt Hits - Game - Cards 2.....	4/26 vs. CIN
Most Singles - Game - Cards 14.....	4/22 vs. MIL
Most Doubles - Game - Cards *6.....	7/24 at PIT
Most Triples - Game - Cards *2.....	9/4 vs. SF
Most Home Runs - Game - Cards *5.....	9/12 at COL
Most Home Runs - Game - Opponent *5.....	6/29 at SD
Longest Home Run Streak (Games) 13.....	7/17-7/30
Most Stolen Bases - Game - Cards 6.....	6/15 at NYM
Most Stolen Bases - Game - Opponent 4.....	9/17 vs. WSH

### TEAM PITCHING

Most Strikeouts - Game - Cards 23.....	9/24 at ARI
Most Strikeouts - Game - Opponent 25.....	9/24 at ARI
Fewest Strikeouts - Game - Cards 1.....	9/16 vs. WSH
Fewest Strikeouts - Game - Opponent 1.....	8/23 vs. COL
Most Walks - Game - Cards 10.....	4/6 vs. SD
Most Walks - Game - Opponent *9.....	9/20 at CHI
Fewest Walks - Game - Cards *0.....	9/1 [1]vs. CIN
Fewest Walks - Game - Opponents *0.....	9/14 vs. MIL
Fewest Hits Allowed *1.....	8/19 vs. MIL

### INDIVIDUAL BATTING

Longest Hit Streak-Games 16, Molina.....	4/9-4/29
Longest HR Streak-Games 6, Goldschmidt.....	7/22-7/27
Longest Run Streak-Games *6, Goldschmidt.....	7/22-7/27
Longest RBI Streak-Games 6, Goldschmidt.....	7/22-7/27
Most Runs - Game 4, DeJong.....	7/24 at PIT
Most Hits - Game *4, Wong.....	8/16 at CIN
Most Bunt Hits - Game *1, Bader.....	9/24 at ARI
Most Doubles - Game *2, Ozuna.....	9/23 at ARI
Most Triples - Game *1, Edman.....	9/28 vs. CHI
Most Home Runs - Game *3, DeJong.....	7/24 at PIT
Grand Slams - Last 2, Goldschmidt.....	9/13 vs. MIL
Most RBI - Game 7, Goldschmidt.....	9/13 vs. MIL
Most SB - Game *2, Arozarena.....	9/25 at ARI
Most Walks - Game *3, Fowler.....	9/20 at CHI
Most Int. Walks - Game 2, Bader.....	5/6 vs. PHI
Most HBP - Game *2, Wong.....	4/13 at CIN+

### INDIVIDUAL PITCHING

Most K's Game-Starter 11, Flaherty.....	9/24 at ARI
Most K's Game-Reliever 9, Ponce de Leon.....	6/29 at SD
Longest Winning Streak 10, Gant.....	3/29-8/31[2]
Longest Losing Streak 5, Mikolas.....	5/11-6/12
Most IP Game-Starter 9.0, Mikolas.....	7/15 vs. PIT
Most IP Game-Reliever 5.1, Ponce de Leon.....	6/29 at SD
Consecutive Scoreless IP 23.0, Flaherty.....	7/26-8/18
Fewest Hits Allowed - CG 8, Mikolas.....	7/15 vs. PIT

\* Happened more than once - last time listed.

# Busch Stadium III record

^ Ties Franchise & MLB record

+ Game played at Monterrey, Mexico



## 2019 CARDINALS DETAILED HITTING

Player	Multi-Hit Games						Multi-RBI Games						Hits		2-out
	2H	3H	4H	5H	6H	Tot.	GWRBI	2RBI	3RBI	4RBI	5RBI	6+RBI	Total	Infield Bunt	RBI
Arozarena	2					2							2		
Bader	14	3				17	3	10					10	7 2	14
Carpenter	15	4				19	6	6	1				7	10 3	9
DeJong	24	4	2			30	7	11	3	2	1		17	10	18
Edman	23	8				31	7	5	3	1			9	7 1	13
Flaherty														3 2	1
Fowler	22	4	1			27	6	8	5	3			16	10 1	27
Goldschmidt	39	5	2			46	15	15	5	3	1	1	25	15	22
Gyorko	2					2	1	1	1				2	1	1
Helsley														1	
Hudson, D.								1					1	1	2
Hudson, J.															
Knizner	1					1		2					2	1	2
Martínez, J.	15	5	1			21	5	6	3				9	6	12
Mikolas								1					1	2	2
Molina	18	9				27	6	7	6	1			14	5	20
Muñoz	5	4				9	3	4					4	8	6
O'Neill	9	1				10	3	1		2			3	5	11
Ozuna	26	7				33	14	13	8	3	1		25	7	29
Ravelo								1					1		3
Thomas	3					3	1	2			1		3	2	7
Wacha	1					1		1					1	2	1
Wainwright	1					1									1
Winters	8					8	3	6	2				8	1	5
Wong	28	7	1			36	3	9	3				12	19 10	26
<b>TOTALS</b>	<b>252</b>	<b>61</b>	<b>7</b>	<b>0</b>	<b>0</b>	<b>320</b>	<b>83</b>	<b>109</b>	<b>40</b>	<b>15</b>	<b>4</b>	<b>1</b>	<b>169</b>	<b>125 19</b>	<b>232</b>

\*The Cardinals scored 251 two-out runs.

## 2019 CARDINALS LINEUP

### GAMES STARTED BY EACH POSITION IN BATTING ORDER

1. Carpenter 69, Fowler 51, Edman 31, Munoz 5, Wong 4, Bader 2
2. Goldschmidt 55, Wong 25, DeJong 24, J. Martínez 21, Edman 20, Fowler 11, Carpenter 3, Muñoz 2, Gyorko 1
3. Goldschmidt 83, DeJong 66, J. Martínez 10, Ravelo 2, Carpenter 1
4. Ozuna 129, Goldschmidt 17, O'Neill 12, J. Martínez 3, Wieters 1
5. DeJong 52, J. Martínez 43, Molina 24, Fowler 14, O'Neill 11, Carpenter 10, Wieters 5, Ravelo 1, Gyorko 1, Wong 1
6. Molina 77, Fowler 22, Wong 20, Carpenter 13, Muñoz 6, DeJong 4, Bader 4, O'Neill 4, Wieters 4, Ravelo 2
7. Wong 35, Fowler 34, Edman 19, Bader 16, Wieters 13, DeJong 10, Carpenter 10, Molina 7, Muñoz 6, Knizner 4
8. Bader 70, Wong 48, Wieters 17, Knizner 8, Muñoz 8, Edman 4, Arozarena 2, Gyorko 2, Thomas 2, Sosa 1
9. Mikolas 31, Flaherty 30, Wainwright 29, Hudson 29, Wacha 23, Ponce de Leon 8, Bader 3, Cabrera 2, Muñoz 2, Knizner 1

**Lineups Used: 132**

### GAMES STARTED BY POSITION

- C Molina 108, Wieters 41, Knizner 13  
 1B Goldschmidt 155, Ravelo 5, Carpenter 2  
 2B Wong 134, Edman 23, Muñoz 3, Sosa 1, Gyorko 1  
 SS DeJong 156, Muñoz 6  
 3B Carpenter 102, Edman 41, Muñoz 11, Gyorko 8  
 LF Ozuna 129, O'Neill 26, J. Martínez 4, Muñoz 3  
 CF Bader 95, Fowler 52, Arozarena 4, Thomas 4, Muñoz 4, O'Neill 3  
 RF Fowler 80, J. Martínez 68, Edman 11, Muñoz 2, O'Neill 1  
 P Flaherty 33, Hudson 32, Mikolas 32, Wainwright 31, Wacha 24, Ponce de Leon 8, Cabrera 2  
 DH J. Martínez 8, Carpenter 2

**Defensive Lineups Used: 104**

### WELCOME TO THE SHOW!

The Cardinals had 8 rookies make their Major League debut during the 2019 season, five position players and three pitchers.

Pos.	Player	Date	Opponent	Debut Stats
RHP	Ryan Helsley	April 16	at Milwaukee	Relief: 2.1 IP, 1 H, 1 R, 4 K
OF	Lane Thomas	April 17	at Milwaukee	Defensive Substitution
LHP	Génesis Cabrera	May 29	at Washington	GS: 3.2 IP, 5 H, 3 ER, 5 K
C	Andrew Knizner	June 2	Chicago	Started at C: 0-3
INF/OF	Tommy Edman	June 8	at Chicago	Pinch Hit: 0-1, K
INF/OF	Rangel Ravelo	June 17	Miami	Pinch Hit: 0-1
RHP	Junior Fernández	August 11	Pittsburgh	Relief: 0.2 IP, 2 H, 2 ER, 2 K
OF	Randy Arozarena	August 14	at Kansas City	Started at CF: 2-4, 2 H, 1 RBI

## 2019 CARDINALS DEFENSE

Player	Fielding Gems	Outfield Assists	Errors T - F - Other	Base-Stealing			Pitcher's CS Pick-Offs		Catcher's ERA
Arozarena	0	1	0 - 0 - 0						
Bader	10	8	1 - 3 - 0						
Brebbia	0		0 - 0 - 0	1	2	50%			
Cabrera	0		0 - 0 - 0	0	2	0%	0	0	
Carpenter	4		2 - 6 - 0						
DeJong	10		2 - 5 - 0						
Edman	12	1	1 - 4 - 0						
Fernandez	0		1 - 0 - 0	0	2	0%	0	1	
Flaherty	0		0 - 0 - 0	3	4	75%	0	1	
Fowler	12	8	0 - 5 - 0						
Gallegos	1		1 - 0 - 0	1	2	50%	1	1	
Gant	1		0 - 0 - 0	0	1	0%	0	0	
Goldschmidt	13		1 - 4 - 0						
Gregerson	0		0 - 0 - 0	1	1	100%	0	0	
Gyorko	1		0 - 2 - 0						
Helsley	0		0 - 0 - 0	0	2	0%	0	0	
Hicks	0		0 - 0 - 0	0	0	---	0	0	
Hudson, D.	1		1 - 1 - 0	1	4	25%	0	0	
Hudson, J.	0		0 - 0 - 0	---	---	---	---	---	(0 er/0 ic)
Knizner	1		0 - 1 - 0	3	4	75%	---	0	4.96 (65 er/118.0 ic)
Leone	0		0 - 0 - 0	0	1	0%	0	0	
Martínez, C	0		1 - 0 - 0	0	0	---	0	0	
Martínez, J	2	3	0 - 3 - 0						
Mayers	0		0 - 0 - 0	0	0	---	0	0	
Mikolas	0		0 - 0 - 0	2	7	29%	0	0	
Miller, A	0		0 - 0 - 0	0	1	0%	0	0	
Molina	1		1 - 0 - 0	7	29	24%	---	0	3.77 (393 er/939.1 ic)
Muñoz	2	0	1 - 0 - 0						
O'Neill	0	0	1 - 2 - 0						
Ozuna	0	4	0 - 4 - 0						
Ponce de Leon	1		0 - 0 - 0	1	1	100%	1	0	
Reyes	0		0 - 0 - 0	0	0	---	0	0	
Robinson	0	0	0 - 0 - 0						
Thomas	1	1	0 - 0 - 0						
Wacha	0		1 - 0 - 0	3	7	43%	0	2	
Wainwright	0		0 - 0 - 0	3	6	50%	0	0	
Webb	0		0 - 0 - 0	1	4	25%	0	0	
Wieters	2		1 - 1 - 0	8	19	42%	---	0	3.51 (151 er/386.2 ic)
Wong	28		5 - 4 - 0						
<b>TOTALS</b>	<b>96</b>	<b>26</b>	<b>21 - 45 - 0</b>	<b>19</b>	<b>53</b>	<b>36%</b>	<b>2</b>	<b>5</b>	<b>3.80 (609 er/1444.0 ic)</b>

## 2019-20 CARDINALS TRANSACTIONS

**February 13:** Opened camp with 40 roster players and 24 non-roster invitees.

**February 23:** Signed OF/1B José Martínez to a two-year contract for 2019-20.

**February 26:** Announced a four-year (2020-23) contract extension for RHP Miles Mikolas.

**February 27:** Agreed to terms with C Matt Wieters on a minor league contract with a non-roster invite.

**March 9:** Agreed to terms with 20 players on 2019 contracts. Renewed pitchers Jack Flaherty and Jordan Hicks. Optioned pitchers Génesis Cabrera, Giovanni Gallegos, Ryan Helsley, infielder Edmundo Sosa and outfielder Adolis García to Memphis (AAA). Re-assigned non-roster pitchers Seth Elledge, Evan Kruczynski, Williams Pérez and catchers Dennis Ortega and Julio Rodríguez to minor league camp.

**March 11:** Optioned infielder Ramón Urías and outfielder Lane Thomas to the Memphis (AAA) roster and re-assigned non-roster pitchers Connor Jones and Jake Woodford and catchers José Goddy and Brian O'Keefe to minor league camp.

**March 16:** Re-assigned left-handed pitcher Hunter Cervenka, catcher Jeremy Martínez, infielder Max Schrock and outfielder Randy Arozarena to minor league camp.

**March 18:** Re-assigned pitchers Mike Hauschild and Ryan Meisinger to minor league camp.

**March 20:** Optioned LHP Austin Gomber and RHP Daniel Ponce de Leon to Memphis (AAA).

**March 22:** Purchased the contract of C Matt Wieters and designated for assignment LHP Chasen Shreve.

**March 23:** Signed 1B Paul Goldschmidt to a 5-year (2020-24) contract extension. Re-assigned C Joe Hudson to minor league camp.

**March 25:** Optioned LHP Tyler Webb to Memphis (AAA) and re-assigned RHP Chris Beck, LHP Tommy Layne, C Andrew Knizner, C Francisco Peña, INF Tommy Edman, INF Rangel Ravelo, and OF Dylan Carlson to the minor leagues. Placed LHP Brett Cecil (left hand Carpal Tunnel syndrome), RHP Carlos Martínez (right shoulder cuff strain), RHP Luke Gregerson (right shoulder impingement), INF Jedd Gyorko (right calf strain) and OF Justin Williams (right hand 2nd metacarpal fracture) on the 10-day Injured List.

**March 27:** Outrighted LHP Chasen Shreve to Memphis (AAA).

**March 28:** Claimed RHP Merandy González off waivers from San Francisco Giants and optioned him to Springfield (AA). Transferred LHP Brett Cecil from the 10-day IL to the 60-day IL.

**April 4:** Optioned INF/OF Drew Robinson to Memphis (AAA). RHP Luke Gregerson began injury rehabilitation assignment with Palm Beach (High-A).

**April 5:** Activated INF Jedd Gyorko from the 10-day IL.

**April 6:** Optioned RHP Alex Reyes and INF/OF Yairo Muñoz to Memphis (AAA) following the game.

**April 7:** Recalled RHP Giovanni Gallegos and LHP Tyler Webb from Memphis (AAA).

**April 9:** Rule 5 selection RHP Chris Ellis returned by the Kansas City Royals.

**April 10:** Signed INF Matt Carpenter to a two-year (2020-21) contract extension with a vesting option for 2022.

**April 12:** Transferred Luke Gregerson's injury rehabilitation assignment from Palm Beach (A) to Springfield (AA).

**April 13:** Recalled INF/OF Yairo Muñoz from Memphis (AAA) as 26th man for Mexico Series.

**April 14:** Returned INF/OF Yairo Muñoz to Memphis (AAA) following the Mexico Series.

**April 15:** Recalled INF/OF Drew Robinson from Memphis (AAA) and optioned RHP Giovanni Gallegos to Memphis.

**April 16:** Optioned INF/OF Drew Robinson to Memphis (AAA). Placed OF Tyler O'Neill (R elbow ulnar nerve subluxation) and RHP Mike Mayers (R shoulder lat strain) on the 10-day IL. Recalled INF/OF Yairo Muñoz, RHP Giovanni Gallegos, and RHP Ryan Helsley from Memphis (AAA).

**April 17:** Placed OF Harrison Bader (right hamstring strain) on 10-day IL, retroactive to 4/14. Recalled OF Lane Thomas from Memphis (AAA).

**April 19:** Transferred Luke Gregerson's injury rehabilitation assignment from Springfield (AA) to Memphis (AAA).

**April 22:** Placed RHP Michael Wacha (left knee patellar tendinitis) on the 10-day IL, retroactive to April 19. Recalled INF/OF Drew Robinson from Memphis (AAA). Optioned NF/OF Drew Robinson to Memphis (AAA), following the game.

**April 23:** Recalled RHP Daniel Ponce de Leon from Memphis. Sent OF Tyler O'Neill to Springfield (AA) on 20-day injury rehabilitation assignment.

**April 24:** Activated OF Harrison Bader from 10-day I.L. and optioned RHP Daniel Ponce de Leon to Memphis (AAA).

Transferred Luke Gregerson's injury rehabilitation assignment from Memphis (AAA) to Springfield (AA).

**April 26:** Activated OF Tyler O'Neill from the 10-day I.L. and optioned OF Lane Thomas to Memphis (AAA).

**April 29:** Activated RHP Michael Wacha from the 10-day Injured List. Optioned RHP Ryan Helsley to Memphis (AAA).

**May 4:** Activated RHP Luke Gregerson from the 10-day Injured List and optioned OF Tyler O'Neill to Memphis (AAA).

**May 5:** Sent RHP Carlos Martínez to Peoria (A) on a 30-day injury rehabilitation assignment. Activated OF Justin Williams from 10-day Injured List and optioned him to Springfield (AA).

**May 8:** Transferred RHP Carlos Martínez injury rehabilitation assignment to Memphis (AAA).

**May 17:** Designated RHP Luke Gregerson for assignment.

Optioned RHP Dominic Leone to Memphis (AAA). Recalled RHP Ryan Helsley from Memphis (AAA). Activated RHP Carlos Martínez from the 10-day Injured List.

**May 22:** Recalled OF Lane Thomas from Memphis (AAA) as 26th Man. Optioned RHP Ryan Helsley to Memphis (AAA) following the game. Removed OF Lane Thomas from 26th Man status and recalled following the game. RHP Luke Gregerson granted his unconditional release.

**May 23:** Transferred the option of RHP Alex Reyes from Memphis (AAA) to Palm Beach (A).

**May 28:** Optioned OF Lane Thomas to Memphis (AAA), following the game.

**May 29:** Recalled LHP Génesis Cabrera from Memphis (AAA).

**May 31:** Placed C Yadier Molina (right thumb tendon strain) on the 10-day IL, retroactive to May 29. Purchased the contract of C Andrew Knizner from Memphis (AAA).

**June 2:** Transferred the option of RHP Alex Reyes from Palm Beach (A) to Memphis (AAA).

**June 4:** Optioned LHP Génesis Cabrera to Memphis (AAA) and recalled RHP Ryan Helsley from Memphis.

**June 8:** Placed INF Jedd Gyorko (lower back strain) on the 10-day IL. Designated RHP Merandy González for assignment. Purchased the contract of INF Tommy Edman from Memphis (AAA). Optioned RHP Ryan Helsley to Memphis (AAA), following the game.

**June 9:** Recalled RHP Daniel Ponce de Leon from Memphis (AAA).

**June 10:** Placed RHP Adam Wainwright (left hamstring strain) on the 10-day IL. Recalled RHP Ryan Helsley from Memphis (AAA). Outrighted RHP Merandy González to Springfield (AA). Optioned C Andrew Knizner to Memphis (AAA), following the game.

**June 11:** Activated C Yadier Molina from the 10-day Injured List.

**June 13:** Placed RHP Ryan Helsley (right shoulder impingement) on the 10-day Injured List. Recalled LHP Génesis Cabrera from Memphis (AAA).

**June 14:** Recalled RHP Dominic Leone as 26th man for the second game vs. the Mets.

**June 15:** Returned 26th man RHP Dominic Leone to Memphis (AAA).

**June 17:** Placed INF Yairo Muñoz on Paternity List. Purchased 1B/OF Rangel Ravelo from Memphis (AAA). Transferred RHP Mike Mayers from 10-day Injured List to 60-day Injured List.

**June 20:** Activated RHP Adam Wainwright from 10-day Injured List and optioned RHP Daniel Ponce de Leon to Memphis (AAA). Removed INF Yairo Muñoz from Paternity List and placed him on Restricted List.

**June 21:** Removed INF Yairo Muñoz from Restricted List. Optioned 1B/OF Rangel Ravelo to Memphis (AAA).

## 2019-20 CARDINALS TRANSACTIONS

(Continued)

**June 25:** Placed RHP Jordan Hicks (right elbow UCL) on 10-day Injured List, retroactive to June 23. Optioned LHP Genesis Cabrera to Memphis (AAA). Recalled RHP Daniel Ponce de Leon and RHP Dominic Leone from Memphis.

**June 26:** Sent RHP Mike Mayers and RHP Ryan Helsley to Memphis (AAA) on 30-day injury rehabilitation assignments.

**June 29:** Placed OF Marcell Ozuna (right hand fractures at base of the 3rd & 4th fingers) on the 10-day Injured List and recalled OF Tyler O'Neill from Memphis (AAA). Placed RHP John Brebbia on Paternity List and recalled OF Lane Thomas from Memphis (AAA).

**July 2:** Reinstated RHP John Brebbia from the Paternity List.

Placed INF Matt Carpenter (lower back strain) on the 10-day Injured List, retroactive to July 29.

**July 3:** Activated RHP Ryan Helsley from the 10-day Injured List and optioned him to Memphis (AAA).

**July 4:** Optioned OF Lane Thomas to Memphis (AAA), following game.

**July 5:** Recalled 1B/OF Rangel Ravelo from Memphis (AAA).

**July 7:** Optioned LHP Tyler Webb to Memphis (AAA).

**July 11:** Activated INF Matt Carpenter from the 10-day Injured List. Purchased LHP Chasen Shreve from Memphis (AAA). Placed C Yadier Molina (right thumb tendon strain) on the 10-day Injured List, retroactive to July 8. Optioned 1B/OF Rangel Ravelo to Memphis (AAA). Transferred RHP Jordan Hicks from the 10-day Injured List to the 60-day Injured List.

**July 12:** Recalled C Andrew Knizner from Memphis (AAA).

**July 16:** Placed INF Matt Carpenter (right foot contusion) on the 10-day Injured List. Recalled INF Edmundo Sosa from Memphis (AAA).

**July 20:** Recalled RHP Ryan Helsley from Memphis (AAA) and optioned INF Edmundo Sosa to Memphis.

**July 21:** Recalled 1B/OF Rangel Ravelo and LHP Tyler Webb from Memphis (AAA). Optioned RHP Dominic Leone and RHP Ryan Helsley to Memphis.

**July 23:** Designated for assignment LHP Chasen Shreve. Activated RHP Mike Mayers from the 60-day Injured List. Sent INF Matt Carpenter to Memphis (AAA) on 20-day injury rehabilitation assignment.

**July 26:** INF Matt Carpenter's 20-day injury rehabilitation assignment transferred from Memphis (AAA) to Springfield (AA).

**July 27:** LHP Chasen Shreve cleared waivers and accepted an outright assignment to Memphis (AAA).

**July 29:** Optioned OF Harrison Bader to Memphis (AAA).

**July 30:** Recalled OF Lane Thomas from Memphis (AAA). Sent OF Marcell Ozuna to Memphis on a 20-day injury rehabilitation assignment. Claimed LHP Adalberto Mejia off waivers from Los Angeles Angels. Transferred INF Jedd Gyorko to the 60-day Injured List.

**July 31:** Acquired LHP Tony Cingrani and minor league RHP Jeffry Abreu from the Los Angeles Dodgers in exchange for INF Jedd Gyorko, 2019/2020 International Cap Space and cash considerations. Added LHP Adalberto Mejia to the 25-man roster and optioned RHP Daniel Ponce de Leon to Memphis (AAA).

**August 1:** Transferred INF Matt Carpenter's injury rehabilitation assignment to Memphis (AAA).

**August 2:** Assigned C Yadier Molina to Memphis (AAA) on a 20-day injury rehabilitation assignment.

**August 3:** Activated outfielder Marcell Ozuna from the 10-day Injured List and placed outfielder Tyler O'Neill (left wrist strain) on the 10-day Injured List, retroactive to August 1.

**August 4:** Activated INF Matt Carpenter from the 10-day Injured List and recalled RHP Ryan Helsley from Memphis (AAA). Optioned 1B/OF Rangel Ravelo to Memphis and designated RHP Mike Mayers for assignment.

**August 6:** Designated LHP Adalberto Mejia for assignment. Purchased RHP Junior Fernandez from Memphis (AAA). Outrighted RHP Mike Mayers to Memphis.

**August 8:** Transferred Yadier Molina's 20-day injury rehabilitation assignment to Springfield (AA) from Memphis (AAA). LHP Adalberto Mejia claimed off waivers by Los Angeles Angels.

**August 11:** Optioned C Andrew Knizner to Memphis (AAA) following the game.

**August 12:** Placed OF José Martínez on the 10-day Injured List (right AC joint sprain).

**August 13:** Activated C Yadier Molina from the 10-day Injured List. Purchased the contract of OF Randy Arozarena from Memphis (AAA). Relieved assistant hitting coach Mark Budzaka of his duties on the Major League coaching staff. Jobel Jimenez, Memphis hitting coach, joined the Major League staff for the remainder of the 2019 season.

**August 19:** Optioned OF Randy Arozarena to Memphis (AAA) following the game.

**August 20:** Recalled OF Harrison Bader from Memphis (AAA).

**August 21:** Assigned OF Tyler O'Neill to Memphis (AAA) on a 20-day injury rehabilitation assignment. Optioned RHP Junior Fernandez to Memphis (AAA) following the game.

**August 22:** Recalled RHP Dominic Leone from Memphis (AAA).

**August 23:** Transferred the option of LHP Austin Gomber to Palm Beach (A) from Memphis (AAA).

**August 26:** Assigned OF Jose Martinez to Springfield (AA) on a 20-day injury rehabilitation assignment. Transferred OF Tyler O'Neill's injury rehabilitation assignment from Memphis (AAA) to Springfield (AA). Transferred the option of LHP Austin Gomber from Palm Beach (A) to Springfield (AA).

**August 30:** Placed OF Lane Thomas on the 10-day Injured List (right wrist fracture), retroactive to August 28. Activated OF Tyler O'Neill from the 10-day Injured List. INF/OF Drew Robinson cleared release waivers and became a free agent.

**August 31:** Recalled LHP Genesis Cabrera as the 26th man for doubleheader.

**September 1:** Recalled RHP Daniel Ponce de Leon, RHP Junior Fernandez, LHP Genesis Cabrera, and C Andrew Knizner from Memphis (AAA). Purchased contracts of RHP Mike Mayers and C Joe Hudson from Memphis (AAA). Activated OF José Martínez from 10-day Injured List. Transferred OF Lane Thomas from 10-day to 60-day Injured List.

**September 2:** Recalled INF Edmundo Sosa from Memphis (AAA).

**September 3:** Recalled OF Randy Arozarena from Memphis (AAA).

**November 1:** Outrighted C Joe Hudson. Activated RHP Jordan Hicks, LHP Brett Cecil and OF Lane Thomas from the 60-day IL. RHP Mike Mayers claimed off waivers by the Los Angeles Angels.

**November 5:** Signed Manager Mike Shildt to a three-year contract thru 2022. Signed President of Baseball Operations John Mozeliak to a three-year contract extension thru 2023. Exercised the 2020 option on VP/General Manager Mike Girsch and signed him to a two-year contract extension thru 2022.

**November 12:** Agreed to terms with RHP Adam Wainwright on a one-year contract.

**November 20:** Designated RHP Dominic Leone for assignment. Selected the contracts of RHP Jake Woodford from Memphis (AAA) and 3B Elehuris Montero from Springfield (AA).

**December 17:** Agreed to terms with free-agent LHP Kwang Hyun Kim on a two-year contract.

**December 18:** Designated OF Adolis Garcia for assignment.

**December 21:** Traded OF Adolis Garcia to the Texas Rangers for cash considerations.

**January 9:** Acquired LHP Matthew Liberatore, C Edgardo Rodríguez and Compensation B (66th overall) draft pick from Tampa Bay in exchange of OF José Martínez, OF Randy Arozarena and Compensation A (38th overall) draft pick.

**January 10:** Agreed to terms with RHP John Gant on a one-year contract.

**January 14:** Acquired OF Austin Dean from Miami in exchange for minor league OF Diowill Burgos.

**January 22:** Agreed to terms with free-agent C Matt Wieters on a one-year contract.

**February 6:** Claimed LHP Ricardo Sánchez off waivers from the Seattle Mariners. INF Ramón Urias designated for assignment.

**February 11:** INF Ramón Urias claimed on waivers by the Baltimore Orioles.

**February 12:** Agreed to terms with free-agent INF Brad Miller on a one-year contract for 2020. Placed RHP Jordan Hicks (right elbow) on the 60-day Injured List.



## QUALIFICATIONS AND REGULATIONS

### QUALIFICATIONS FOR A BATTING CHAMPION:

Highest batting average and 502 or more plate appearances.

### QUALIFICATIONS FOR A PITCHING CHAMPION:

Lowest ERA and 162 or more innings pitched.

### PLAYER LIMITS:

40 until opening day, when the number must be reduced to 26 (max. 13 pitchers) until September 1, when it will increase to 28 (max. 14 pitchers).

### QUALIFICATIONS FOR A SAVE:

A relief pitcher shall be credited with a save when he meets all three of the following conditions:

1. He is the finishing pitcher in a game won by his club, and
2. He is not the winning pitcher, and
3. He qualifies under one of the following conditions:
  - a. He enters the game with lead of no more than three runs, and pitches for at least one inning, or
  - b. He enters the game with potential tying run either on base, at-bat, or on deck (that is, the potential tying run is either already on base or is one of the first two batsmen he faces), or
  - c. He pitches effectively for at least three innings.

### DETERMINING BATTING AVERAGE:

Divide the number of at-bats into the number of hits.

### DETERMINING AN EARNED-RUN-AVERAGE:

Multiply the number of earned runs by nine, then divide the number by the number of innings pitched.

### DETERMINING FIELDING AVERAGE:

Divide the total number of putouts and assists by total chances (putouts, assists and errors).

### DETERMINING ON-BASE AVERAGE:

Add the total of hits, walks and hit-by-pitches and divide by the total of at-bats, walks, hit-by-pitches and sacrifice flies.

### DETERMINING SLUGGING AVERAGE:

Divide total bases by the total times at bat. (At-bats do not include walks, sacrifices, hit by pitcher, or times awarded first base by interference or obstruction).

### TRADING REGULATIONS:

Trades may be made with any other major league club in the period from the end of the championship season through July 31 without waivers.

### QUALIFICATIONS FOR A "ROOKIE":

A player shall be considered a rookie unless, during a previous season or seasons, he has (a) exceeded 130 at-bats or 50 innings pitched in the major leagues; or (b) accumulated more than 45 days on the active roster of a major league club or clubs during the period of the 26-player limit (excluding time in military service).

### DETERMINING THE MAGIC NUMBER:

Determine the number of games yet to be played, add one, then subtract the number of games ahead in the lost column of the standings from the closest opponent.

### QUALIFICATIONS FOR FIELDING CHAMPIONSHIP:

Highest fielding average and (a) catcher must have played in at least 81 games; (b) infielder or outfielder must have played in at least 108 games; and (c) pitcher must have 162 innings pitched.

### CONSECUTIVE-GAMES HITTING STREAK:

A consecutive-game hitting streak shall not be terminated if all the player's plate appearances result in a walk, hit batsman, defensive interference or a sacrifice bunt. The streak shall terminate if the player has a sacrifice fly and no hit.

### CONSECUTIVE-GAMES PLAYING STREAK:

A consecutive-game playing streak shall extend if the player plays one half-inning on defense, or if he completes a time at bat by reaching base or being put out. A pinch-running appearance only shall not extend the streak. If a player is ejected from a game by an umpire before he can comply with the requirements of this rule, his streak shall continue.

### REGULATION GAME:

A regulation game consists of nine innings unless extended because of a tie score or shortened because (1) the home team needs none of its half of the ninth or only part of it; or (2) because the umpire-in-chief calls the game after five completed innings. A regulation game may be less than five innings if the home team is ahead after the top of the fifth, or takes the lead or ties the score while at bat in the fifth.

### INJURED LISTS:

**7-DAY:** Minimum period of inactivity is seven calendar days, beginning on the day after the player's last game. Created specifically for players with concussion symptoms. There is no limit on the number of players that may be placed on this list.

**10-DAY:** Minimum period of inactivity is 10 calendar days, beginning on the day after the player's last game. There is no limit on the number of players that may be placed on this list.

**15-DAY:** Minimum period of inactivity is 15 calendar days, beginning on the day after the pitcher's or two-way player's last game. There is no limit on the number of pitchers that may be placed on this list.

**60-DAY:** Minimum period of inactivity is 60 calendar days. Players on or transferred to this list after August 1 shall remain there for the balance of the regular season and post-season. This list may be used only when a club is at the maximum limit of 40 players.

### TWO-WAY PLAYERS

Players who qualify as "Two-Way Players" may appear as pitchers during a game without counting toward a Clubs' pitcher limitations. A player will qualify as a "Two-Way Player" only if he accrues both: (i) at least 20 Major League innings pitched; and (ii) at least 20 Major League games started (as a position player or designated hitter) with at least three plate appearances in each of those games, in either the current Championship Season or the prior Championship Season. The Club must designate that player as a "Two-Way Player" in advance of that game. Once a Club designates a qualified "Two-Way Player" that designation will remain in effect, and cannot change, for the remainder of that Championship Season and Postseason.

### POSITION PLAYERS PITCHING

Any player may appear as a pitcher following the 9th inning of an extra inning game, or in any game in which his team is losing or winning by more than six runs when the player enters as a pitcher.

2020 OFFICIAL



MEDIA GUIDE

TED SIMMONS  
ST. LOUIS  
CARDINALS: 1968-80

---

2020 NATIONAL  
BASEBALL HALL  
OF FAME INDUCTEE

**RECORDS &  
HISTORICAL DATA**

---

## WHERE THEY FINISHED 1892 – 2019

Year	Pos.	Won	Lost	Pct.	Attendance	Manager
1892	11	56	94	.373	192,442	Chris Von Der Ahe
1893	10	57	75	.432	195,000	Bill Watkins
1894	9	56	76	.424	155,000	George Miller
1895	11	39	92	.298	170,000	Al Buckenberge, Joe Quinn, Lew Phelan, Chris Von Der Ahe
1896	11	40	90	.308	184,000	Harry Diddlebock, Arlie Latham, Von Der Ahe, Roger Connor, Tommy Dowd
1897	12	29	102	.221	136,400	Tommy Dowd, Hugh Nicol, Bill Hallman, Von Der Ahe
1898	12	39	111	.260	151,700	Tim Hurst
1899	5	84	67	.556	373,909	Patsy Tebeau
1900	5	**65	75	.464	270,000	Patsy Tebeau, Louis Heilbroner
1901	4	76	64	.543	379,988	Patsy Donovan
1902	6	56	78	.418	226,417	Patsy Donovan
1903	8	43	94	.314	263,538	Patsy Donovan
1904	5	75	79	.487	386,750	Charles "Kid" Nichols
1905	6	58	96	.377	292,800	Charles "Kid" Nichols, Jimmy Burke, Stanley Robison
1906	7	52	98	.347	283,770	John McCloskey
1907	8	52	101	.340	185,377	John McCloskey
1908	8	49	105	.318	205,129	John McCloskey
1909	7	54	98	.355	299,982	Roger Bresnahan
1910	7	63	90	.412	363,624	Roger Bresnahan
1911	5	75	74	.503	447,768	Roger Bresnahan
1912	6	63	90	.412	241,759	Roger Bresnahan
1913	8	51	99	.340	203,531	Miller Huggins
1914	3	81	72	.529	346,025	Miller Huggins
1915	6	72	81	.471	252,657	Miller Huggins
1916	7	**60	93	.392	224,308	Miller Huggins
1917	3	82	70	.539	301,948	Miller Huggins
1918	8	51	78	.395	110,596	Jack Hendricks
1919	7	54	83	.394	173,604	Branch Rickey
1920	5	**75	79	.487	325,845	Branch Rickey
1921	3	87	66	.569	384,790	Branch Rickey
1922	3	**85	69	.552	536,343	Branch Rickey
1923	5	79	74	.516	338,548	Branch Rickey
1924	6	65	89	.422	272,884	Branch Rickey
1925	4	77	76	.503	405,297	Branch Rickey, Rogers Hornsby
1926	1	*89	65	.578	681,575	Rogers Hornsby
1927	2	92	61	.601	763,615	Bob O'Farrell
1928	1	95	59	.617	778,147	Bill McKechnie
1929	4	78	74	.513	410,921	Billy Southworth, Bill McKechnie, Gabby Street
1930	1	92	62	.597	519,647	Gabby Street
1931	1	*101	53	.656	623,960	Gabby Street
1932	6	**72	82	.468	290,370	Gabby Street
1933	5	82	71	.536	268,404	Gabby Street, Frank Frisch
1934	1	*95	58	.621	334,863	Frank Frisch
1935	2	96	58	.623	517,805	Frank Frisch
1936	2	**87	67	.565	457,925	Frank Frisch
1937	4	81	73	.526	443,039	Frank Frisch
1938	6	71	80	.470	295,229	Frank Frisch, Mike Gonzalez
1939	2	92	61	.601	410,778	Ray Blades

Year	Pos.	Won	Lost	Pct.	Attendance	Manager
1940	3	84	69	.549	331,899	Ray Blades, Mike Gonzalez, Billy Southworth
1941	2	97	56	.634	642,496	Billy Southworth
1942	1	*106	48	.688	571,626	Billy Southworth
1943	1	105	49	.682	535,014	Billy Southworth
1944	1	*105	49	.682	486,751	Billy Southworth
1945	2	95	59	.617	594,180	Billy Southworth
1946	1	*98	58	.628	1,062,553	Eddie Dyer
1947	2	89	65	.578	1,248,013	Eddie Dyer
1948	2	85	69	.552	1,111,454	Eddie Dyer
1949	2	96	58	.623	1,430,676	Eddie Dyer
1950	5	78	75	.510	1,093,199	Eddie Dyer
1951	3	81	73	.526	1,013,429	Marty Marion
1952	3	88	66	.571	913,113	Eddie Stanky
1953	3	**83	71	.539	880,242	Eddie Stanky
1954	6	72	82	.468	1,039,698	Eddie Stanky
1955	7	68	86	.442	849,130	Eddie Stanky, Harry Walker
1956	4	76	78	.494	1,029,773	Fred Hutchinson
1957	2	87	67	.565	1,183,575	Fred Hutchinson
1958	5	**72	82	.468	1,063,730	Fred Hutchinson, Stan Hack
1959	7	71	83	.461	929,953	Solly Hemus
1960	3	86	68	.558	1,096,632	Solly Hemus
1961	5	80	74	.519	855,305	Solly Hemus, Johnny Keane
1962	6	84	78	.519	953,895	Johnny Keane
1963	2	93	69	.574	1,170,546	Johnny Keane
1964	1	*93	69	.574	1,143,294	Johnny Keane
1965	7	80	81	.497	1,241,195	Albert Schoendienst
1966	6	83	79	.512	1,712,980	Albert Schoendienst
1967	1	*101	60	.627	2,090,145	Albert Schoendienst
1968	1	97	65	.599	2,011,177	Albert Schoendienst
1969+	4	87	75	.537	1,682,583	Albert Schoendienst
1970	4	76	86	.469	1,628,729	Albert Schoendienst
1971	2	90	72	.556	1,604,671	Albert Schoendienst
1972	4	75	81	.481	1,196,894	Albert Schoendienst
1973	2	81	81	.500	1,574,012	Albert Schoendienst
1974	2	86	75	.534	1,838,413	Albert Schoendienst
1975	3	**82	80	.506	1,695,394	Albert Schoendienst
1976	5	72	90	.444	1,207,036	Albert Schoendienst
1977	3	83	79	.512	1,659,287	Vernon Rapp
1978	5	69	93	.426	1,278,175	Vernon Rapp, Jack Krol, Ken Boyer
1979	3	86	76	.531	1,627,256	Ken Boyer
1980	4	74	88	.457	1,385,147	Ken Boyer, Jack Krol, Whitey Herzog, Albert Schoendienst
1981	++1	59	43	.578	1,010,247	Whitey Herzog
1982	1	*92	70	.568	2,111,906	Whitey Herzog
1983	4	79	83	.488	2,317,914	Whitey Herzog
1984	3	84	78	.519	2,037,448	Whitey Herzog
1985	1	101	61	.623	2,637,563	Whitey Herzog
1986	3	79	82	.491	2,471,817	Whitey Herzog
1987	1	95	67	.586	3,072,121	Whitey Herzog
1988	5	76	86	.469	2,892,629	Whitey Herzog
1989	3	86	76	.531	3,080,980	Whitey Herzog
1990	6	70	92	.432	2,573,225	Whitey Herzog, Albert Schoendienst, Joe Torre
1991	2	84	78	.519	2,448,699	Joe Torre
1992	3	83	79	.512	2,418,483	Joe Torre
1993	3	87	75	.537	2,844,328	Joe Torre

## WHERE THEY FINISHED 1892 – 2019 (Continued)

Year	Pos.	Won	Lost	Pct.	Attendance	Manager
1994	# 3	**53	61	.465	1,866,544	Joe Torre
1995	# 4	62	81	.434	1,756,727	Joe Torre, Mike Jorgensen
1996	1	88	74	.543	2,654,718	Tony La Russa
1997	4	73	89	.451	2,634,014	Tony La Russa
1998	3	83	79	.509	3,194,092	Tony La Russa
1999	4	75	86	.466	3,225,334	Tony La Russa
2000	1	95	67	.586	3,336,493	Tony La Russa
2001	1	**93	69	.574	3,113,091	Tony La Russa
2002	1	97	65	.599	3,011,756	Tony La Russa
2003	3	85	77	.525	2,910,366	Tony La Russa
2004	1	105	57	.648	3,048,427	Tony La Russa
2005	1	100	62	.617	3,538,948	Tony La Russa
2006	1	*83	78	.516	3,407,114	Tony La Russa
2007	3	78	84	.481	3,552,180	Tony La Russa
2008	4	86	76	.531	3,432,917	Tony La Russa
2009	1	91	71	.562	3,343,252	Tony La Russa
2010	2	86	76	.531	3,301,218	Tony La Russa
2011	2	*90	72	.555	3,093,954	Tony La Russa

\*\* Tied for position.

\* World Series champions.

+ Start of divisional play.

++ Split season due to players' strike. Cardinals finished second in each half but had best overall record in Eastern Division.

# Shortened season due to players' strike.

Year	Pos.	Won	Lost	Pct.	Attendance	Manager
2012	2	88	74	.543	3,262,109	Mike Matheny
2013	1	97	65	.599	3,369,769	Mike Matheny
2014	1	90	72	.556	3,540,649	Mike Matheny
2015	1	100	62	.617	3,520,889	Mike Matheny
2016	2	86	76	.531	3,444,490	Mike Matheny
2017	3	83	79	.512	3,447,937	Mike Matheny
2018	3	88	74	.543	3,403,587	Mike Matheny Mike Shildt
2019	1	91	71	.562	3,480,393	Mike Shildt
<b>10,138 9,631 .513 178,549,606</b>						

### Finishes:

First: 27	Fourth: 14	Seventh: 8	Tenth: 1
Second: 19	Fifth: 13	Eighth: 5	Eleventh: 3
Third: 23	Sixth: 11	Ninth: 1	Twelfth: 2

National League Championships: 19

World Series Championships: 11

## CARDINALS RECORD BY DECADE

YEARS	WON-LOST	PCT.	FIRST PLACE FINISHES	WORLD CHAMPIONS
1890s	400-707	.361	None	—
1900s	580-888	.395	None	None
1910s	652-830	.440	None	None
1920s	822-712	.536	1926, 28	1926
1930s	869-665	.566	1930, 31, 34	1931, 34
1940s	960-580	.623	1942, 43, 44, 46	1942, 44, 46
1950s	776-763	.504	None	None
1960s	884-718	.552	1964, 67, 68	1964, 67
1970s	800-813	.496	None	None
1980s	825-734	.529	1981*, 82, 85, 87	1982
1990s	758-794	.488	1996	None
2000s	913-706	.564	2000, 01+, 02, 04, 05, 06, 09	2006
2010s	899-721	.555	2013, 2014, 2015, 2019	2011

\* Split season due to players' strike - finished with best overall record in N.L. East. +Tied for first place.

## BEST/WORST WINNING PCT. BY MONTH (SINCE 1966)

Pct.	Best W-L	Year	Month	Pct.	Worst W-L	Year
.722	13-5	1968	APRIL	.167	3-15	1973
.760	19-6	1971	MAY	.308	8-18	1980
.741	20-7	1993	JUNE	.276	8-21	1971
.800	24-6 / 20-5	1968 / 2004	JULY	.276	8-21	1970
.852	23-4	1944	AUGUST	.400	12-18	1973
.778	21-6	2002	SEPTEMBER	.357	10-18	1990
1.000	3-0	2010	OCTOBER	.000	0-4	1986



## CARDINALS PITCHING ALL-TIME TOP 10

### GAMES

1. Jesse Haines . . . . .	554
2. Bob Gibson . . . . .	528
3. Bill Sherdel . . . . .	465
4. Bob Forsch . . . . .	455
5. Al Brazle . . . . .	441
6. Jason Isringhausen . . . . .	401
7. <b>Adam Wainwright</b> . . . . .	<b>383</b>
8. Bill Doak . . . . .	376
9. Todd Worrell . . . . .	348
10. Lindy McDaniel . . . . .	336

### INNINGS PITCHED

1. Bob Gibson . . . . .	3884.1
2. Jesse Haines . . . . .	3202.2
3. Bob Forsch . . . . .	2659.2
4. Bill Sherdel . . . . .	2451.2
5. Bill Doak . . . . .	2387.0
6. <b>Adam Wainwright</b> . . . . .	<b>2103.2</b>
7. Slim Sallee . . . . .	1904.1
8. Ted Breitenstein . . . . .	1897.0
9. Harry Brecheen . . . . .	1788.1
10. Dizzy Dean . . . . .	1737.1

### WINS

1. Bob Gibson . . . . .	251
2. Jesse Haines . . . . .	210
3. Bob Forsch . . . . .	163
4. <b>Adam Wainwright</b> . . . . .	<b>162</b>
5. Bill Sherdel . . . . .	153
6. Bill Doak . . . . .	144
7. Dizzy Dean . . . . .	134
8. Harry Brecheen . . . . .	128
9. Slim Sallee . . . . .	106
10. Mort Cooper . . . . .	105

### STARTS

1. Bob Gibson . . . . .	482
2. Bob Forsch . . . . .	401
3. Jesse Haines . . . . .	387
4. Bill Doak . . . . .	320
5. <b>Adam Wainwright</b> . . . . .	<b>316</b>
6. Bill Sherdel . . . . .	244
7. Harry Brecheen . . . . .	224
8. Ted Breitenstein . . . . .	221
9. Slim Sallee . . . . .	214
10. Larry Jackson . . . . .	209

### COMPLETE GAMES

1. Bob Gibson . . . . .	255
2. Jesse Haines . . . . .	209
3. Ted Breitenstein . . . . .	196
4. Bill Sherdel . . . . .	145
5. Bill Doak . . . . .	144
6. Dizzy Dean . . . . .	141
7. Slim Sallee . . . . .	124
8. Harry Brecheen . . . . .	122
9. Mort Cooper . . . . .	105
10. Jack Powell . . . . .	101

### BASES ON BALLS

1. Bob Gibson . . . . .	1336
2. Jesse Haines . . . . .	873
3. Ted Breitenstein . . . . .	825
4. Bob Forsch . . . . .	780
5. Bill Doak . . . . .	741
6. Bill Hallahan . . . . .	648
7. Bill Sherdel . . . . .	599
8. Bob Harmon . . . . .	597
9. <b>Adam Wainwright</b> . . . . .	<b>576</b>
10. Vinegar Bend Mizell . . . . .	569

### SHUTOUTS

1. Bob Gibson . . . . .	56
2. Bill Doak . . . . .	30
3. Mort Cooper . . . . .	28
4. Harry Brecheen . . . . .	25
5. Jesse Haines . . . . .	24
6. Dizzy Dean . . . . .	23
7. Max Lanier . . . . .	20
Howie Pollet . . . . .	20
9. Bob Forsch . . . . .	19
10. Ernie Broglio . . . . .	18

### EARNED RUN AVERAGE\*

1. John Tudor . . . . .	2.52
2. Slim Sallee . . . . .	2.67
3. Jack Taylor . . . . .	2.68
4. Johnny Lush . . . . .	2.75
5. Red Ames . . . . .	2.75
6. Mort Cooper . . . . .	2.77
7. Fred Beebe . . . . .	2.82
8. Max Lanier . . . . .	2.85
9. Harry Brecheen . . . . .	2.91
Bob Gibson . . . . .	2.91

\* Minimum 750.0 IP

### WINNING PERCENTAGE\*

1. John Tudor . . . . .	.705
2. Chris Carpenter . . . . .	.683
3. Mort Cooper . . . . .	.677
4. Dizzy Dean . . . . .	.641
5. <b>Adam Wainwright</b> . . . . .	<b>.630</b>
6. Lon Warneke . . . . .	.629
7. Matt Morris . . . . .	.620
8. Harry Brecheen . . . . .	.618
9. Grover Alexander . . . . .	.618
10. Kyle Lohse . . . . .	.611

\* Minimum 750.0 IP

### STRIKEOUTS

1. Bob Gibson . . . . .	3117
2. <b>Adam Wainwright</b> . . . . .	<b>1776</b>
3. Dizzy Dean . . . . .	1095
4. Chris Carpenter . . . . .	1085
5. Bob Forsch . . . . .	1079
6. Matt Morris . . . . .	986
7. Jesse Haines . . . . .	975
8. Steve Carlton . . . . .	951
9. Bill Doak . . . . .	938
10. Lance Lynn . . . . .	919

### SAVES\*

1. Jason Isringhausen . . . . .	217
2. Lee Smith . . . . .	160
3. Todd Worrell . . . . .	129
4. Bruce Sutter . . . . .	127
5. Trevor Rosenthal . . . . .	121
6. Ryan Franklin . . . . .	84
7. Dennis Eckersley . . . . .	66
8. Al Hrabosky . . . . .	59
9. Jason Motte . . . . .	54
10. Dave Veres . . . . .	48

\* Since 1969



## CARDINALS INDIVIDUAL PITCHING RECORDS — SEASON

### Most Games (Righthander)

2011 Jason Motte.....	78
2012 Mitchell Boggs.....	78

### Most Games (Lefthander)

2001 Steve Kline.....	89
-----------------------	----

### Most Games Started (Righthander)

1911 Bob Harmon.....	41
----------------------	----

### Most Games Started (Lefthander)

1920 Ferdie Schupp.....	37
-------------------------	----

### Most Complete Games (Righthander)

1904 Jack Taylor.....	39
-----------------------	----

### Most Complete Games (Lefthander)

1900 Cowboy Jones.....	29
------------------------	----

### Most Games Finished (Righthander)

2004 Jason Isringhausen.....	66
------------------------------	----

### Most Games Finished (Lefthander)

1976 Al Hrabosky.....	45
-----------------------	----

### Most Innings (Righthander)

1907 Grant McGlynn.....	352.1
-------------------------	-------

### Most Innings (Lefthander)

1907 Ed Karger.....	310
---------------------	-----

### Most Games Won (Righthander)

1934 Dizzy Dean.....	30
----------------------	----

### Most Games Won (Lefthander)

1928 Bill Sherdel.....	21
1946 Howie Pollet.....	21
1985 John Tudor.....	21

### Most Games Lost (Righthander)

1907 Grant McGlynn.....	25
1908 Art Raymond.....	25

### Most Games Lost (Lefthander)

1900 Cowboy Jones.....	19
1908 Johnny Lush.....	19
1970 Steve Carlton.....	19

### Lowest Earned Run Average (Righthander)

1968 Bob Gibson.....	1.12
----------------------	------

### Lowest Earned Run Average (Lefthander)

1943 Howie Pollet.....	1.75
------------------------	------

### Highest Winning Percentage (Righthander)

2012 Kyle Lohse (16-3).....	.842
-----------------------------	------

### Highest Winning Percentage (Lefthander)

1945 Harry Brecheen (15-4).....	.789
---------------------------------	------

### Most Saves (Righthander)

2015 Trevor Rosenthal.....	48
----------------------------	----

### Most Saves (Lefthander)

1975 Al Hrabosky.....	22
-----------------------	----

### Most Consecutive Games Won (Righthander)

1968 Bob Gibson.....	15
----------------------	----

### Most Consecutive Games Won (Lefthander)

1985 John Tudor.....	11
----------------------	----

### Most Consecutive Games Lost

2007 Anthony Reyes.....	10
-------------------------	----

### Most Shutouts (Righthander)

1968 Bob Gibson.....	13
----------------------	----

### Most Shutouts (Lefthander)

1985 John Tudor.....	10
----------------------	----

### Most 1-0 Shutouts, Won

1968 Bob Gibson.....	5
----------------------	---

### Most Hits Allowed (Righthander)

1901 Jack Powell.....	351
-----------------------	-----

### Most Hits Allowed (Lefthander)

1900 Cowboy Jones.....	334
------------------------	-----

### Most Runs Allowed (Righthander)

1900 Jack Powell.....	194
-----------------------	-----

### Most Runs Allowed (Lefthander)

1900 Cowboy Jones.....	185
------------------------	-----

### Most Earned Runs (Righthander)

1900 Jack Powell.....	142
-----------------------	-----

### Most Earned Runs (Lefthander)

1929 Bill Sherdel.....	129
------------------------	-----

### Most Home Runs Allowed

1948 Murry Dickson.....	39
-------------------------	----

### Most Walks (Righthander)

1911 Bob Harmon.....	181
----------------------	-----

### Most Walks (Lefthander)

1920 Ferdie Schupp.....	127
-------------------------	-----

### Most Strikeouts (Righthander)

1970 Bob Gibson.....	274
----------------------	-----

### Most Strikeouts (Lefthander)

1969 Steve Carlton.....	219
-------------------------	-----

### Most Hit Batsmen (Righthander)

1953 Gerry Staley.....	17
------------------------	----

### Most Hit Batsmen (Lefthander)

1919 Jackie May.....	14
----------------------	----

### Most Wild Pitches (Righthander)

1907, 1909 Fred Beebe.....	15
----------------------------	----

### Most Wild Pitches (Lefthander)

1984 Dave LaPoint.....	15
------------------------	----

## CARDINALS PITCHING FEATS

### N.L. ERA LEADERS (10)

YEAR	PITCHER	G	IP	ERA
1914	Bill Doak	36	256.0	1.72
1921	Bill Doak	32	208.2	2.58
1942	Mort Cooper	37	278.2	1.77
1943	Howie Pollet	16	118.1	1.75
1946	Howie Pollet	40	226.0	2.10

YEAR	PITCHER	G	IP	ERA
1948	Harry Brecheen	33	233.1	2.24
1968	Bob Gibson	34	304.2	1.12
1976	John Denny	30	207.0	2.52
1988	Joe Magrane	24	165.1	2.18
2009	Chris Carpenter	28	192.2	2.24

### N.L. WIN LEADERS (8)

YEAR	PITCHER	WINS
1934	Dizzy Dean	30
1935	Dizzy Dean	28
1942	Mort Cooper	22

YEAR	PITCHER	WINS
1946	Howie Pollet	21
1970	Bob Gibson	*23
1984	Joaquin Andujar	20

YEAR	PITCHER	WINS
2001	Matt Morris	*22
2009	Adam Wainwright	19

\* Tied

### N.L. SAVE LEADERS (13)

YEAR	PITCHER	SAVES
1949	Ted Wilks	9
1952	Al Brazle	16
1959	Lindy McDaniel	*15
1960	Lindy McDaniel	26
1975	Al Hrabosky	*22

YEAR	PITCHER	SAVES
1981	Bruce Sutter	25
1982	Bruce Sutter	36
1984	Bruce Sutter	45
1986	Todd Worrell	36

YEAR	PITCHER	SAVES
1991	Lee Smith	47
1992	Lee Smith	43
2004	Jason Isringhausen	*47
2012	Jason Motte	*42

\* Tied

### N.L. STRIKEOUT LEADERS (11)

YEAR	PITCHER	SO
1906	Fred Beebe	171
1930	Bill Hallahan	177
1931	Bill Hallahan	159
1932	Dizzy Dean	191

YEAR	PITCHER	SO
1933	Dizzy Dean	199
1934	Dizzy Dean	195
1935	Dizzy Dean	190
1948	Harry Brecheen	149

YEAR	PITCHER	SO
1958	Sam Jones	225
1968	Bob Gibson	268
1989	Jose DeLeon	201

### CARDINALS NO-HITTERS (9)

PITCHER/OPPONENT	LOCATION	SCORE	DATE
Jesse Haines vs. Boston	Sportsman's Park	5-0	7/17/24
Paul Dean at Brooklyn	Ebbets Field	3-0	9/21/34 [2]
Lon Warneke at Cincinnati	Crosley Field	2-0	8/30/41
Ray Washburn at San Francisco	Candlestick Park	2-0	9/18/68
Bob Gibson at Pittsburgh	Three Rivers Stadium	11-0	8/14/71
Bob Forsch vs. Philadelphia	Busch Stadium	5-0	4/16/78
Bob Forsch vs. Montreal	Busch Stadium	3-0	9/26/83
Jose Jimenez at Arizona	Bank One Ballpark	1-0	6/25/99
Bud Smith at San Diego	Qualcomm Stadium	4-0	9/3/2001

### NO-HIT GAMES VS. CARDINALS (9)

PITCHER/OPPONENT	LOCATION	SCORE	DATE
Christy Mathewson, New York Giants	Robison Field	5-0	7/15/1901
Mal Eason, Brooklyn	Robison Field	2-0	7/20/1906
Hod Eller, Cincinnati	Redland Field	6-0	5/11/1919
Don Cardwell at Chicago	Wrigley Field	4-0	5/15/1960 [2]
Gaylord Perry at San Francisco	Candlestick Park	1-0	9/17/1968
Tom Seaver at Cincinnati	Riverfront Stadium	4-0	6/16/1978
David Palmer, Montreal (5 innings)	Busch Stadium	4-0	4/21/1984
Fernando Valenzuela, Los Angeles	Dodger Stadium	6-0	6/29/1990
Johan Santana, New York Mets	Citi Field	8-0	6/1/2012

## CARDINALS BATTING ALL-TIME TOP 10

### BATTING AVERAGE

1. Rogers Hornsby .....	.359
2. Johnny Mize .....	.336
3. Joe Medwick .....	.335
4. Stan Musial .....	.331
5. Albert Pujols .....	.328
6. Chick Hafey .....	.326
7. Jim Bottomley .....	.325
8. Frankie Frisch .....	.312
9. Joe Torre .....	.308
10. Ripper Collins .....	.307

(min. 2500 ABs)

### TOTAL BASES

1. Stan Musial .....	6134
2. Albert Pujols .....	3893
3. Lou Brock .....	3776
4. Rogers Hornsby .....	3342
5. Enos Slaughter .....	3138
6. Ken Boyer .....	3011
7. Jim Bottomley .....	2852
8. <b>Yadier Molina</b> .....	<b>2824</b>
9. Red Schoendienst .....	2657
10. Ted Simmons .....	2626

### RUNS BATTED IN (SINCE 1920)

1. Stan Musial .....	1950
2. Albert Pujols .....	1329
3. Enos Slaughter .....	1149
4. Jim Bottomley .....	1105
5. Ken Boyer .....	1001
6. Ted Simmons .....	929
7. Joe Medwick .....	923
8. <b>Yadier Molina</b> .....	<b>916</b>
9. Ray Lankford .....	829
10. Lou Brock .....	814

### GW-RBI (1980-Present)

1. Albert Pujols .....	204
2. Matt Holliday .....	102
Ray Lankford .....	102
4. <b>Yadier Molina</b> .....	<b>100</b>
5. Jim Edmonds .....	87
6. Willie McGee .....	85
7. Ozzie Smith .....	83
8. <b>Matt Carpenter</b> .....	<b>65</b>
9. George Hendrick .....	62
10. Tom Herr/Terry Pendleton ..	61

### GAMES

1. Stan Musial .....	3026
2. Lou Brock .....	2289
3. Ozzie Smith .....	1990
4. <b>Yadier Molina</b> .....	<b>1983</b>
5. Enos Slaughter .....	1820
6. Red Schoendienst .....	1795
7. Curt Flood .....	1738
8. Albert Pujols .....	1705
9. Ken Boyer .....	1667
10. Willie McGee .....	1661

### STOLEN BASES

1. Lou Brock .....	888
2. Vince Coleman .....	549
3. Ozzie Smith .....	433
4. Willie McGee .....	301
5. Ray Lankford .....	250
6. Jack Smith .....	203
7. Frankie Frisch .....	195
8. Tommy Dowd .....	187
9. Miller Huggins .....	174
10. Lonnie Smith .....	173

### AT-BATS

1. Stan Musial .....	10971
2. Lou Brock .....	9125
3. Ozzie Smith .....	7160
4. <b>Yadier Molina</b> .....	<b>6970</b>
5. Red Schoendienst .....	6841
6. Enos Slaughter .....	6775
7. Ken Boyer .....	6334
8. Curt Flood .....	6318
9. Albert Pujols .....	6312
10. Rogers Hornsby .....	5881

### DOUBLES

1. Stan Musial .....	725
2. Albert Pujols .....	455
3. Lou Brock .....	434
4. <b>Yadier Molina</b> .....	<b>379</b>
5. Joe Medwick .....	377
6. Rogers Hornsby .....	367
7. Enos Slaughter .....	366
8. Red Schoendienst .....	352
9. Jim Bottomley .....	344
10. Ray Lankford .....	339

### BASES ON BALLS

1. Stan Musial .....	1605
2. Albert Pujols .....	975
3. Ozzie Smith .....	876
4. Enos Slaughter .....	838
5. Ray Lankford .....	780
6. Lou Brock .....	681
7. Rogers Hornsby .....	662
8. Jim Edmonds .....	645
9. <b>Matt Carpenter</b> .....	<b>641</b>
10. Ken Boyer .....	631

### RUNS

1. Stan Musial .....	1949
2. Lou Brock .....	1427
3. Albert Pujols .....	1291
4. Rogers Hornsby .....	1090
5. Enos Slaughter .....	1071
6. Red Schoendienst .....	1025
7. Ozzie Smith .....	991
8. Ken Boyer .....	988
9. Ray Lankford .....	928
10. Jim Bottomley .....	921

### TRIPLES

1. Stan Musial .....	177
2. Rogers Hornsby .....	143
3. Enos Slaughter .....	135
4. Lou Brock .....	121
5. Jim Bottomley .....	119
6. Ed Konetchy .....	94
7. Willie McGee .....	83
8. Joe Medwick .....	81
9. Pepper Martin .....	75
10. Garry Templeton .....	69

### PINCH-HITS

1. Gerald Perry .....	70
2. Steve Braun .....	60
3. Willie McGee .....	59
4. Red Schoendienst .....	54
5. Dane Iorg .....	47
Peanuts Lowrey .....	47
7. Matt Adams .....	40
8. Greg Garcia .....	37
9. Stan Musial .....	35
10. Kerry Robinson .....	34
Skip Schumaker .....	34

### HITS

1. Stan Musial .....	3630
2. Lou Brock .....	2713
3. Rogers Hornsby .....	2110
4. Albert Pujols .....	2073
5. Enos Slaughter .....	2064
6. Red Schoendienst .....	1980
7. <b>Yadier Molina</b> .....	<b>1963</b>
8. Ozzie Smith .....	1944
9. Ken Boyer .....	1855
10. Curt Flood .....	1853

### HOME RUNS

1. Stan Musial .....	475
2. Albert Pujols .....	445
3. Ken Boyer .....	255
4. Jim Edmonds .....	241
5. Ray Lankford .....	228
6. Mark McGwire .....	220
7. Rogers Hornsby .....	193
8. Jim Bottomley .....	181
9. Ted Simmons .....	172
10. Johnny Mize .....	158

### GRAND SLAMS

1. Albert Pujols .....	12
2. Stan Musial .....	9
3. Rogers Hornsby .....	7
Ken Boyer .....	7
Ted Simmons .....	7
6. Jim Bottomley .....	6
Bill White .....	6
<b>Yadier Molina</b> .....	<b>6</b>
9. Seven players with .....	5

## CARDINALS INDIVIDUAL BATTING RECORDS — SEASON

### Most Games

1989 Jose Oquendo..... 163

### Most At-Bats (Lefthanded)

1967 Lou Brock..... 689

### Most At-Bats (Righthanded)

1964 Curt Flood..... 679

### Most At-Bats (Switch Hitter)

1979 Garry Templeton..... 672

### Most Runs (Lefthanded)

1901 Jesse Burkett..... 139

### Most Runs (Righthanded)

1922 Rogers Hornsby..... 141

### Highest Batting Average (Lefthanded)

1899 Jesse Burkett..... .396

### Highest Batting Average (Righthanded)

1924 Rogers Hornsby..... .424

### Highest Batting Average (Switch Hitter)

1985 Willie McGee..... .353

### Most Hits (Lefthanded)

1948 Stan Musial..... 230

### Most Hits (Righthanded)

1922 Rogers Hornsby..... 250

### Most Hits (Switch Hitter)

1985 Willie McGee..... 216

### Most Hits By Pitcher

1902 Mike O'Neill..... 43

### Most Singles (Lefthanded)

1901 Jesse Burkett..... 180

### Most Singles (Righthanded)

1964 Curt Flood..... 178

### Most Doubles (Lefthanded)

2013 Matt Carpenter..... 55

### Most Doubles (Righthanded)

1936 Joe Medwick..... 64

### Most Triples (Lefthanded)

1894 Roger Connor..... 25

### Most Triples (Righthanded)

1893 Perry Werden..... 33

### Most Triples, Since 1900 (Righthanded)

1915 Tom Long..... 25

### Most Home Runs (Lefthanded)

1940 Johnny Mize..... 43

### Most Home Runs (Righthanded)

1998 Mark McGwire..... 70

### Most Home Runs (Switch Hitter)

1934 Ripper Collins..... 35

### Most Home Runs By Pitcher

1965, 1972 Bob Gibson..... 5

### Most Home Runs, Rookie (Lefthanded)

2006 Chris Duncan..... 22

### Most Home Runs, Rookie (Righthanded)

2001 Albert Pujols..... 37

### Most Home Runs - Home

1998 Mark McGwire..... 38

### Most Home Runs - Road

1998 Mark McGwire..... 32

### Most Home Runs, One Month

1998 Mark McGwire (May)..... 16

1999 Mark McGwire (July)..... 16

### Most Grand Slam Home Runs

2009 Albert Pujols..... 5

### Most Runs Batted In (Lefthanded)

1929 Jim Bottomley..... 137

1940 Johnny Mize..... 137

### Most Runs Batted In (Righthanded)

1937 Joe Medwick..... 154

### Most Runs Batted In By Pitcher

1935 Dizzy Dean..... 21

### Most Game-Winning RBIs (Lefthanded)

1982 Keith Hernandez..... 21

### Most Game-Winning RBIs (Righthanded)

2006 Albert Pujols..... 25

### Most Game-Winning RBIs (Switch Hitter)

1985 Willie McGee..... 17

### Most Total Bases (Lefthanded)

1948 Stan Musial..... 429

### Most Total Bases (Righthanded)

1922 Rogers Hornsby..... 450

### Most Long Hits (Lefthanded)

1948 Stan Musial..... 103

### Most Long Hits (Righthanded)

1922 Rogers Hornsby..... 102

### Most Sacrifice Hits

1943 Harry Walker..... 36

### Most Sacrifice Hits (Pitcher)

1986 Danny Cox..... 16

### Most Sacrifice Flies

1982 George Hendrick..... 14

### Highest Slugging Average (Lefthanded)

1948 Stan Musial..... .702

### Highest Slugging Average (Righthanded)

1922 Rogers Hornsby..... .756

### Most Bases On Balls (Lefthanded)

2017 Matt Carpenter..... 109

### Most Bases On Balls (Righthanded)

1998 Mark McGwire..... 162

### Most Bases On Balls (Switch Hitter)

1910 Miller Huggins..... 116

### Most Intentional Bases On Balls

2009 Albert Pujols..... 44

### Most Hit By Pitch

1910 Steve Evans..... 31

### Most Strikeouts (Lefthanded)

2000 Jim Edmonds..... 167

### Most Strikeouts (Righthanded)

2019 Paul Goldschmidt..... 166

### Fewest Strikeouts

1927 Frank Frisch (153 Games)..... 10

### Most Stolen Bases (Lefthanded)

1974 Lou Brock..... 118

### Most Stolen Bases (Righthanded)

1982 Lonnie Smith..... 68

### Most Stolen Bases (Switch Hitter)

1985 Vince Coleman..... 110

### Most Caught Stealing

1914 Miller Huggins..... 36

### Most Consecutive Games Reached Safely without Error (Lefthanded)

1943 Stan Musial..... 55

### Most Consecutive Games Reached Safely without Error (Righthanded)

1925 Ray Blades..... 53

### Most Consecutive Games Hit Safely (Lefthanded)

1950 Stan Musial..... 30

### Most Consecutive Games Hit Safely (Righthanded)

1922 Rogers Hornsby..... 33

### Most Grounded Into Double Plays

2013 Matt Holliday..... 31

### Fewest Grounded Into Double Plays

2018 Matt Carpenter..... 0

### Most Pinch-Hits (Lefthanded)

1970 Vic Davalillo..... 24

1993 Gerald Perry..... 24

### Most Pinch-Hits (Righthanded)

1953 Peanuts Lowrey..... 22

### Most Pinch-Hits (Switch Hitter)

1962 Red Schoendienst..... 22

## CARDINALS INDIVIDUAL SINGLE-GAME AND MULTIPLE-GAME BATTING RECORDS

### Most Times Faced Pitcher (9-inning game)

8 Taylor Douthitt ..... 7/6/1929 [2]

### Most Times Faced Pitcher With No Official At-Bats

6 Miller Huggins  
(4BB, 1SH, 1SF) ..... 6/1/1910

### Most Runs, Game

5 Last: Matt Carpenter ..... 6/26/2018

### Most Runs, Game - Pitcher

3 Last: Tyler Lyons ..... 6/19/2015

### Most Runs, Two Consecutive Games (18 Innings)

8 Stan Musial ..... 5/19, 5/20/1948

### Most Hits, Game

6 Last: Skip Schumaker... 7/26/2008

### Most Hits, Game - Pitcher

4 Last: Mike Torrez ..... 7/19/1970

### Most Times Six Hits, With Six At-Bats In A Game (Career)

2 Jim Bottomley ..... 9/16/1924 &  
8/5/1931 [2]

### Most Times Five Hits In A Game, Season

4 Stan Musial ..... 4/30, 5/19,  
6/22, 9/22/1948

### Most At-Bats With No Hits, Doubleheader (Over 18 Innings)

12 Red Schoendienst ..... 6/9/1947  
(24 innings)

### Most Hits, Two Straight Doubleheaders

14 Bill White .....

### Most Times Reached Base Safely Consecutive Plate Appearances, Season

12 Chick Hafey ..... 1929  
Jim Edmonds ..... 2000

### Most Consecutive Hits, Season (bases on balls shown in streak)

10 Chick Hafey ..... 7/6 [2], 7/8,  
7/9/1929 (2 BB)  
Joe Medwick ..... 7/19 [1 & 2],  
7/21/1936 (1BB)

### Most Doubles, Game

4 Joe Medwick ..... 8/4/1937  
Matt Carpenter ..... 8/26/2018

### Most Doubles, Inning

2 Last: Kolten Wong ..... 7/24/2019  
(2nd inning)

### Most Doubles, Doubleheader

5 Joe Medwick ..... 8/30/1935  
Red Schoendienst ..... 6/6/1948

### Most Doubles, Two Straight Games

6 Red Schoendienst ... 6/5-6/6 [1]/1948

### Most Doubles, Three Straight Games

8 Red Schoendienst ... 6/5-6/[1&2]/1948

### Most Triples, Game

3 Last: Jim Bottomley ..... 6/21/1927

### Most Triples, Inning

2 Heine Peitz ..... 7/2/1895

### Most Home Runs, Game

4 Mark Whiten ..... 9/7/1993 [2]

### Most Home Runs, Inning

2 Fernando Tatis ..... 4/23/1999  
(3rd inning)

### Most Home Runs, Doubleheader (homering in each game)

5 Stan Musial ..... 5/2/1954  
(3 in G1, 2 in G2)

### Most Three-Homer Games, Season

2 Johnny Mize... 7/13 & 7/20 [2]/1938,  
..... 5/13 & 9/8 [1]/1940  
Mark McGwire... 4/14 & 5/19/1998  
Albert Pujols ..... 4/16 & 9/3/2006

### Most Consecutive Home Runs, Two Games (includes base on balls)

4 Stan Musial ..... 7/7 [2] (1HR) &  
7/8/1962 (3HR)  
Albert Pujols ..... 4/16 (3HR) &  
4/17/2006 (1HR)

### Most Home Runs, Five Straight

7/1 Games 7/18 (6) 1961  
7 Jim Bottomley ..... 7/5-7/9/1929  
7 Matt Carpenter ..... 7/14-7/21 [1]

### Most Consecutive Games With A Home Run

6 Matt Carpenter. 7/14-7/21 [2]/2018  
6 Paul Goldschmidt... 7/22-7/27/2019

### Most Total Bases, Game

16 Mark Whiten ..... 9/7/1993  
16 Matt Carpenter ..... 7/20/2018

### Most Extra-Base Hits, Game

5 Matt Carpenter ..... 7/20/2018  
(2 2B, 3 HR) \*Tied MLB Record

### Most Extra-Base Hits, Doubleheader (18 Innings)

6 Joe Medwick ..... 5/30/1935  
(5 2B, 1 3B)  
Red Schoendienst ..... 6/6/1948  
(5 2B, 1 HR)

### Most Extra-Base Hits, Two Straight Games

7 R. Schoendienst .. 6/5-6/6 [1]/1948  
Jim Edmonds ..... 4/4-8/2003

### Most Extra-Base Hits, Three Straight Games

9 Red Schoendienst .....  
6/5-6/6[1&2]/1948

### Most Games With Four Extra-Base Hits (season)

2 Joe Medwick ..... 5/12 & 8/4/1937  
Jim Edmonds ..... 4/4 & 6/28/2003  
Matt Carpenter... 7/20 & 8/26/2018

### Most RBIs, Game

12 Jim Bottomley ..... 8/6/1924  
Mark Whiten ..... 9/7/1993 [2]

### Most RBIs, Inning

8 Fernando Tatis ..... 4/23/1999  
(3rd inning)

### Most Consecutive Games With RBI

12 Rip Collins ..... 1935

### Most RBIs, Two Straight Games

13 Mark Whiten ..... 9/7 [1&2]/1993

### Most Walks, Game

5 Colby Rasmus ..... 5/22/2011 (10)  
Reggie Smith ..... 9/13/1974 (17)  
Ted Sizemore ..... 8/12/1974 (13)  
Solly Hemus ..... 9/15/1951

### Most Consecutive Games, One Or More Walks

16 Jack Clark (28 walks) .....  
7/18 - 8/10/1987

### Most Walks, Doubleheader

6 Johnny Mize ..... 8/26/1939  
Jack Clark ..... 7/8/87 (19 innings)

### Most Strikeouts, Game

5 Last: Dexter Fowler ..... 9/24/2019  
(19 innings)

### Most Sacrifice Flies, Game

3 Vince Coleman ..... 5/1/1986

### Most Times Reaching Base On Error In One Inning (Fair-hit Balls)

2 Stu Martin ..... 6/22/40  
(6th inning)

### Most Stolen Bases, Game

5 Lonnie Smith ..... 9/4/1982

### Most Steals Of Home, Game

2 Ed Konetchy ..... 9/30/1907

### Most Grand Slams, Inning

2 Fernando Tatis ..... 4/23/1999  
(3rd inning)



## CARDINALS BATTING FEATS

### CARDINALS WHO HOMERED IN FIRST MAJOR LEAGUE AT-BAT (9)

Eddie Morgan	4/14/1936 vs. Chicago (opening day)
	(first pitch, pinch-hit)
Wally Moon	4/13/1954 vs. Chicago (opening day)
Keith McDonald	7/4/2000 (ph) & 7/6 vs. Cincinnati
	(first two at-bats)
Chris Richard	7/17/2000 at Minnesota
	(first pitch)
Gene Stechschulte	4/17/2001 vs. Arizona
	(first pitch, pinch-hit)

Hector Luna	4/8/2004 vs. Milwaukee
	(second pitch)
Adam Wainwright	5/24/2006 at San Francisco
	(first pitch)
Mark Worrell	6/5/2008 [2] at Washington
	(full count)
Paul DeJong	5/28/2017 at Colorado
	(second pitch, pinch-hit)

### CARDINALS WITH THREE OR MORE HOMERS IN ONE GAME (22)

Frank Shugart	5/10/1894 at Cincinnati
George Harper	9/20/1928 [1] at New York
George Watkins	6/24/1931 [2] at Philadelphia
Johnny Mize	7/13/1938 vs. Boston
Johnny Mize	7/20/1938 [2] vs. New York
Johnny Mize	5/13/1940 (14 inn.) at Cincinnati
Johnny Mize	9/8/1940 [1] vs. Pittsburgh
Stan Musial	5/2/1954 [1] vs. New York
Bill White	7/5/1961 at Los Angeles
Stan Musial	7/8/1962 at New York
Reggie Smith	5/22/1976 at Philadelphia

Mark Whiten (4 HRs)	9/7/1993 at Cincinnati
Mark McGwire	4/14/1998 vs. Arizona
Mark McGwire	5/19/1998 at Philadelphia
Mark McGwire	5/18/2000 at Philadelphia
Albert Pujols	7/20/2004 at Chicago
Albert Pujols	4/16/2006 vs. Cincinnati
Albert Pujols	9/3/2006 vs. Pittsburgh
Albert Pujols	5/30/2010 at Chicago
Matt Carpenter	7/20/2018 at Chicago
Paul Goldschmidt	3/29/2019 at Milwaukee
Paul DeJong	7/24/2019 at Pittsburgh

### CARDINALS WHO HOMERED IN ALL-STAR GAME (14)

Stan Musial	7/13/1948 at St. Louis (Sportsman's Park)
	7/12/1949 at Brooklyn (Ebbets Field)
	7/10/1951 at Detroit (Briggs Stadium)
	7/12/1955 at Milwaukee (County Stadium)
	7/10/1956 at Washington (Griffith Stadium)
	*7/13/1960 at New York (Yankee Stadium)
Frankie Frisch	7/6/1933 at Chicago (Comiskey Park)
	7/10/1934 at New York (Polo Grounds)

Ken Boyer	7/13/1960 at New York (Yankee Stadium)
	7/7/1964 at New York (Shea Stadium)
Joe Medwick	7/10/1934 at New York (Polo Grounds)
Red Schoendienst	**7/11/1950 at Chicago (Comiskey Park)
Reggie Smith	7/23/1974 at Pittsburgh (Three Rivers Stadium)
Yadier Molina	7/11/2017 at Miami (Marlins Park)

\*pinch hit ; \*\*14th inning

### GRAND SLAMS HIT BY CARDINALS PITCHERS SINCE 1900 (12)

Pitcher and date	Opponent (Pitcher)
Mike O'Neill (pinch-hit), 6/3/1902	at Boston (Charles Pittinger)
Curt Davis, 4/26/1938	at Cincinnati (Al Hollingsworth)
Bob Gibson, 9/29/1965	at San Francisco (Gaylord Perry)
Bob Gibson, 7/26/1973 [1]	vs. New York (John Strohmayr)
Rick Wise, 8/21/1973	at Atlanta (Roric Harrison)
Joaquin Andujar, 5/15/1984	vs. Atlanta (Jeff Dedmon)
Bob Forsch, 8/10/1986	vs. Pittsburgh (Mike Bielecki)
Donovan Osborne, 9/7/1996	vs. San Diego (Andy Ashby)
Kent Mercker, 9/2/1998	at Florida (Jesus Sanchez)
Chris Carpenter, 10/1/2009	at Cincinnati (Kip Wells)
Brad Penny, 5/21/2010	vs. Los Angeles-AL (Joel Píñero)
Jake Westbrook, 8/31/2011	at Milwaukee (Randy Wolf)

### CARDINALS WHO HIT FOR THE CYCLE (16)

Cliff Heathcote	6/13/18 at Philadelphia (8-8 tie in 19 inn.)
Jim Bottomley	7/15/27 at Philadelphia
Chick Hafey	8/21/30 vs. Philadelphia
Pepper Martin	5/25/33 at Philadelphia
Joe Medwick	6/29/35 at Cincinnati
Johnny Mize	7/13/40 [1] vs. New York
Stan Musial	7/24/49 at Brooklyn
Bill White	8/14/60 [1] at Pittsburgh

Ken Boyer	9/14/61 [2] vs. Chicago
Ken Boyer	6/16/64 at Houston
Joe Torre	6/27/73 at Pittsburgh
Lou Brock	5/27/75 vs. San Diego
Willie McGee	6/23/84 at Chicago
Ray Lankford	9/15/91 vs. New York
John Mabry	5/18/96 at Colorado
Mark Grudzielanek	4/27/05 vs. Milwaukee

### CARDINALS WITH SIX OR MORE HITS IN ONE GAME (7)

Duff Cooley	9/30/1893 [2] vs. Boston
Roger Connor	6/1/1895 at New York
Dick Harley	6/24/1897 (12 inn.) at Pittsburgh
Jim Bottomley	9/16/1924 at Brooklyn

Jim Bottomley	8/5/1931 [2] at Pittsburgh
Terry Moore	9/5/1935 vs. Boston
Skip Schumaker	7/26/2008 (14 inn.) at New York Mets

## CARDINALS BATTING FEATS (Continued)

### N.L. TRIPLE CROWN WINNERS (3)

YEAR	PLAYER	YEAR	PLAYER	YEAR	PLAYER
1922	Rogers Hornsby (.401/42/152)	1925	Rogers Hornsby (.403/39/143)	1937	Joe Medwick (.374/31/154)

### N.L. BATTING CHAMPIONS (22)

YEAR	PLAYER	AVG	YEAR	PLAYER	AVG	YEAR	PLAYER	AVG
1901	Jesse Burkett.....	.382	1937	Joe Medwick.....	.374	1957	Stan Musial.....	.351
1920	Rogers Hornsby .....	.370	1939	Johnny Mize .....	.349	1971	Joe Torre .....	.363
1921	Rogers Hornsby .....	.397	1943	Stan Musial .....	.357	1979	Keith Hernandez.....	.344
1922	Rogers Hornsby .....	.401	1946	Stan Musial .....	.365	1985	Willie McGee .....	.353
1923	Rogers Hornsby .....	.384	1948	Stan Musial .....	.376	1990	Willie McGee .....	.335
1924	Rogers Hornsby .....	.424	1950	Stan Musial .....	.346	2003	Albert Pujols .....	.359
1925	Rogers Hornsby .....	.403	1951	Stan Musial .....	.355			
1931	Chick Hafey .....	.349	1952	Stan Musial .....	.336			

### N.L. HOME RUN LEADERS (11)

YEAR	PLAYER	HR	YEAR	PLAYER	HR	Year	Player	HR
1922	Rogers Hornsby .....	42	1937	Joe Medwick.....	31	1999	Mark McGwire .....	65
1925	Rogers Hornsby .....	39	1939	Johnny Mize .....	28	2009	Albert Pujols .....	47
1928	Jim Bottomley .....	31	1940	Johnny Mize .....	43	2010	Albert Pujols .....	42
1934	Rip Collins.....	35	1998	Mark McGwire .....	70			

### .400 HITTERS (3)

YEAR	PLAYER	AVG.	YEAR	PLAYER	AVG.	YEAR	PLAYER	AVG.
1924	Rogers Hornsby .....	.424	1925	Rogers Hornsby .....	.403	1922	Rogers Hornsby .....	.401

### 200 HITS IN A SEASON (41)

YEAR	PLAYER	HITS	YEAR	PLAYER	HITS	Year	Player	Hits
1922	Rogers Hornsby .....	250	1985	Willie McGee .....	216	1900	Jesse Burkett.....	202
1937	Joe Medwick.....	237	2003	Albert Pujols .....	212	1970	Lou Brock .....	202
1921	Rogers Hornsby .....	235	1964	Curt Flood.....	211	1921	Austin McHenry.....	201
1948	Stan Musial.....	230	1979	Garry Templeton .....	211	1930	Taylor Douthit .....	201
1971	Joe Torre .....	230	1979	Keith Hernandez.....	210	1939	Joe Medwick.....	201
1899	Jesse Burkett.....	228	1927	Frankie Frisch.....	208	1963	Dick Groat.....	201
1901	Jesse Burkett.....	228	1949	Stan Musial .....	207	1934	Rip Collins.....	200
1946	Stan Musial.....	228	1929	Taylor Douthit .....	206	1953	Stan Musial.....	200
1924	Rogers Hornsby .....	227	1967	Lou Brock .....	206	1963	Curt Flood.....	200
1925	Jim Bottomley.....	227	1951	Stan Musial .....	205	1963	Bill White .....	200
1935	Joe Medwick.....	224	1920	Milt Stock .....	204	1964	Lou Brock .....	200
1936	Joe Medwick.....	223	1937	Johnny Mize .....	204	1971	Lou Brock .....	200
1943	Stan Musial.....	220	1925	Rogers Hornsby .....	203	1977	Garry Templeton .....	200
1920	Rogers Hornsby .....	218	1970	Joe Torre .....	203			

### 20 HOME RUNS & 20 STOLEN BASES IN A SEASON (12)

YEAR	PLAYER	HR-SB	YEAR	PLAYER	HR-SB	YEAR	PLAYER	HR-SB
1967	Lou Brock .....	21-52	1995	Brian Jordan .....	22-24	1998	Ray Lankford .....	31-26
1992	Ray Lankford .....	20-42	1996	Ray Lankford .....	21-35	1999	Fernando Tatis .....	34-21
1995	Ray Lankford .....	25-24	1997	Ray Lankford .....	31-21	2004	Reggie Sanders.....	22-21
1995	Brian Jordan .....	22-24	1998	Ray Lankford .....	31-26	2017	Tommy Pham.....	23-25

## CARDINALS BATTING FEATS (Continued)

### 30 HOME RUNS IN A SEASON (45)

YEAR	PLAYER	HR	YEAR	PLAYER	HR	YEAR	PLAYER	HR
1998	Mark McGwire	70	2008	Ryan Ludwick	37	1951	Stan Musial	32
1999	Mark McGwire	65	2001	Albert Pujols	37	1960	Ken Boyer	32
2006	Albert Pujols	49	2008	Albert Pujols	37	2000	Mark McGwire	32
2009	Albert Pujols	47	2011	Albert Pujols	37	2007	Albert Pujols	32
2004	Albert Pujols	46	1949	Stan Musial	36	2012	Carlos Beltran	32
1940	Johnny Mize	43	<b>2018</b>	<b>Matt Carpenter</b>	<b>36</b>	2011	Lance Berkman	31
2003	Albert Pujols	43	1934	Rip Collins	35	1928	Jim Bottomley	31
1922	Rogers Hornsby	42	1954	Stan Musial	35	1937	Joe Medwick	31
2000	Jim Edmonds	42	1987	Jack Clark	35	1997	Ray Lankford	31
2004	Jim Edmonds	42	1970	Richie Allen	34	1998	Ray Lankford	31
2010	Albert Pujols	42	1999	Fernando Tatis	34	1953	Stan Musial	30
2005	Albert Pujols	41	2002	Albert Pujols	34	1996	Ron Gant	30
1925	Rogers Hornsby	39	2004	Scott Rolen	34	2001	Jim Edmonds	30
1948	Stan Musial	39	<b>2019</b>	<b>Paul Goldschmidt</b>	<b>34</b>	2016	Jedd Gyorko	30
2003	Jim Edmonds	39	1955	Stan Musial	33	<b>2019</b>	<b>Paul DeJong</b>	<b>30</b>

### MULTIPLE CARDINALS WITH 30 HOME RUNS IN A SEASON (10)

YEAR	PLAYER (HRs)	YEAR	PLAYERS (HRs)
1998	Mark McGwire (70), Ray Lankford (31)	2003	Albert Pujols (43), Jim Edmonds (39)
1999	Mark McGwire (65), Fernando Tatis (34)	2004	Albert Pujols (46), Jim Edmonds (42), Scott Rolen (34)
2000	Jim Edmonds (42), Mark McGwire (32)	2008	Ryan Ludwick (37), Albert Pujols (37)
2001	Albert Pujols (37), Jim Edmonds (30)	2011	Albert Pujols (37), Lance Berkman (31)
2003	Albert Pujols (43), Jim Edmonds (39)	2019	Paul Goldschmidt (34), Paul DeJong (30)

### 200 HITS & 30 HOME RUNS IN A SEASON (9)

YEAR	PLAYER	HITS-HR	YEAR	PLAYER	HITS-HR	YEAR	PLAYER	HITS-HR
1922	Rogers Hornsby	250-42	1937	Joe Medwick	237-31	1951	Stan Musial	205-32
1925	Rogers Hornsby	203-39	1948	Stan Musial	230-39	1953	Stan Musial	200-30
1934	Rip Collins	200-35	1949	Stan Musial	207-36	2003	Albert Pujols	212-43

### .300-30-100 CLUB (25)

Players who batted at least .300 with 30 or more homers and 100 or more RBI in a season.

YEAR	PLAYER	AVG.-HR-RBI	YEAR	PLAYER	AVG.-HR-RBI	YEAR	PLAYER	AVG.-HR-RBI
1922	Rogers Hornsby	.401-42-152	1954	Stan Musial	.330-35-126	2005	Albert Pujols	.330-41-117
1925	Rogers Hornsby	.403-39-143	1955	Stan Musial	.319-33-108	2006	Albert Pujols	.331-49-137
1928	Jim Bottomley	.325-31-136	2001	Jim Edmonds	.304-30-110	2007	Albert Pujols	.327-32-103
1934	Rip Collins	.333-35-128		Albert Pujols	.329-37-130	2008	Albert Pujols	.357-37-116
1937	Joe Medwick	.374-31-154	2002	Albert Pujols	.314-34-127	2009	Albert Pujols	.327-47-135
1940	Johnny Mize	.314-43-137	2003	Albert Pujols	.359-43-124	2010	Albert Pujols	.312-42-118
1948	Stan Musial	.376-39-131	2004	Jim Edmonds	.301-42-111			
1949	Stan Musial	.338-36-123		Albert Pujols	.331-46-123			
1951	Stan Musial	.355-32-108		Scott Rolen	.314-34-124			
1953	Stan Musial	.337-30-113						

### CARDINALS WHO HIT SAFELY IN 25 OR MORE CONSECUTIVE GAMES (9)

YEAR	PLAYER	GAMES	YEAR	PLAYER	GAMES	YEAR	PLAYER	GAMES
1922	Rogers Hornsby	33	1943	Harry Walker	29	1954	Red Schoendienst	28
1950	Stan Musial	30	1959	Ken Boyer	29	1971	Lou Brock	26
2003	Albert Pujols	30	1935	Joe Medwick	28	1999	Joe McEwing	25

## CARDINALS BATTING LEADERS

### SINGLE-SEASON OFFENSIVE LEADERS BY POSITION

POS	PLAYER	HR	PLAYER	RBI	PLAYER	SB
C	Ted Simmons, 1979	26	Ted Simmons, 1972	96	Yadier Molina, 2012	12
1B	Mark McGwire, 1998	69	Mark McGwire, 1999	147	Gregg Jefferies, 1993	46
2B	Rogers Hornsby, 1922	42	Rogers Hornsby, 1922	152	Delino DeShields, 1997	54
SS	Paul DeJong, 2019	30	Edgar Renteria, 2003	100	Ozzie Smith, 1988	57
3B	Tatis ('99) & Rolen ('04)	34	Joe Torre, 1971	137	Pepper Martin, 1933	26
LF	Stan Musial, 1951	32	Joe Medwick, 1937	154	Lou Brock, 1974	118
CF	Jim Edmonds, 2000	41	Jim Edmonds, 2001	110	Willie McGee, 1985	56
RF	Stan Musial, 1948	39	Stan Musial, 1948	131	Andy Van Slyke, 1985	32
P	Bob Gibson, 1965 & '72	5	Dizzy Dean, 1935	21	Bob Gibson, 1969	5

\*Totals are only while playing designated position, not including statistics accumulated during the season while pinch-hitting, pinch-running or playing another position.

Stolen base leaders since 1920.

### SINGLE-SEASON FIELDING LEADERS BY POSITION

POS	PLAYER	YEAR	G	TC	E	PCT
C	Mike Matheny	2003	138	823	0	1.000
1B	Albert Pujols	2010	157	1,619	4	.998
2B	Jose Oquendo	1990	150	681	3	.996
SS	Paul DeJong	2019	157	653	7	.989
3B	Troy Glaus	2008	146	385	7	.982
OF	Curt Flood	1966	159	396	0	1.000
OF	Orlando Palmeiro	2003	112	171	0	1.000
OF	Jon Jay	2012	116	292	0	1.000
OF	Ray Lankford	1996	144	366	1	.997
OF	Jon Jay	2013	152	340	1	.997
OF	Tony Scott	1980	134	330	1	.997

## CARDINALS ROOKIE RECORDS

### PITCHING

Games.....	77, Mike Perez, 1992
Games Won .....	21, Johnny Beazley, 1942
Games Lost .....	20, Ted Breitenstein, 1892
	and Jesse Haines, 1920
Games Started .....	37, Jesse Haines, 1920
Complete Games .....	28, Ted Breitenstein, 1892
Shutouts .....	6, Harvey Haddix, 1953
Innings Pitched .....	301.2, Jesse Haines, 1920
Strikeouts.....	194, Rick Ankiel, 2000
Walks.....	148, Ted Breitenstein, 1892
Saves.....	*36, Todd Worrell, 1986
Winning Pct. # .....	.810 (17-4), Ted Wilks, 1944
ERA +.....	2.13, Johnny Beazley, 1942

\*NL rookie record.

\*\*Major League rookie record.

#Minimum of 18 decisions.

+Minimum of 154/162 innings pitched.

### BATTING

At-Bats.....	636, Vince Coleman, 1985
Batting Average .....	**373, George Watkins, 1930
Runs .....	112, Albert Pujols, 2001
Hits .....	194, Emmet Heidrick, 1899
	and Albert Pujols, 2001
Singles.....	157, Emmet Heidrick, 1899
Doubles .....	47, Albert Pujols, 2001
Triples.....	25, Tommy Long, 1915
Home Runs .....	37, Albert Pujols, 2001
Extra-Base Hits .....	*88, Albert Pujols, 2001
Total Bases .....	*360, Albert Pujols, 2001
Slugging Average .....	**621, George Watkins, 1930
Runs-Batted-In .....	*130, Albert Pujols, 2001
Walks.....	75, Solly Hemus, 1951
Strikeouts.....	125, Harrison Bader, 2018
Stolen Bases .....	**110, Vince Coleman, 1985
Pinch Hits .....	20, Joe Frazier, 1954
Longest Hitting Streak (games).....	25, Joe McEwing, 1999

\*NL rookie record.

\*\*Major League rookie record.

## CARDINALS LEADERS IN HOME RUN CATEGORIES

### LEADOFF HOMERS (SEASON)

1. **Matt Carpenter, 2018**..... 8
2. Lou Brock, 1967..... 5
3. Lou Brock, 1970..... 5
- Matt Carpenter, 2015**..... 5
- Ray Lankford, 1994..... 5

### LEADOFF HOMERS (CAREER)

1. **Matt Carpenter**..... 24
2. Lou Brock..... 21
3. Ray Lankford..... 7
4. Ray Blades..... 6
5. Jack Smith..... 5
- Lonnie Smith..... 5

### EXTRA-INNING HOMERS (SEASON)

1. Mark McGwire, 1998..... 4
2. Ken Boyer, 1958..... 3
- Jack Clark, 1987..... 3
- Paul Goldschmidt, 2019**..... 3
- Felix Jose, 1992..... 3

### EXTRA-INNING HOMERS (CAREER)

1. Albert Pujols..... 13
2. Stan Musial..... 11
3. Jim Edmonds..... 7
4. Ken Boyer..... 6
- Ted Simmons..... 6
- Ray Lankford..... 6

### WALK-OFF HOMERS (SEASON)

1. 26 players tied..... 2

### WALK-OFF HOMERS (CAREER)

1. Stan Musial..... 12
2. Albert Pujols..... 10
3. Ken Boyer..... 5
- Jim Edmonds..... 5
4. Ken Boyer..... 4
- Kolten Wong**..... 4

### MULTIPLE-HR GAMES (CAREER)

1. Albert Pujols..... 42
2. Stan Musial..... 37
3. Mark McGwire..... 28
4. Rogers Hornsby..... 18
5. Ray Lankford..... 17
- Jim Edmonds..... 17
- Ken Boyer..... 17

### MULTIPLE-HR GAMES (SEASON)

1. Albert Pujols, 2009..... 10
- Mark McGwire, 1998..... 10
3. Mark McGwire, 1999..... 9
4. Albert Pujols, 2010..... 6
- Jack Clark, 1987..... 6
- Stan Musial, 1954..... 6
- Stan Musial, 1949..... 6
- Johnny Mize, 1940..... 6

### PINCH-HIT HOMERS (SEASON)

1. George Crowe, 1959..... 4
- George Crowe, 1960..... 4
- Jeremy Hazelbaker, 2016..... 4
- Carl Sawatski, 1961..... 4
- 12 players tied**..... 3
- (Last: Lane Thomas, 2019).. 3**

### PINCH-HIT HOMERS (CAREER)

1. George Crowe..... 8
2. Matt Adams..... 7
3. Carl Sawatski..... 6
- Gerald Perry..... 6
- Chris Duncan..... 6
6. Walker Cooper..... 4
- Joe Frazier..... 4
- Jeremy Hazelbaker..... 4
- Rex Hudler..... 4
- Ryan Ludwick..... 4
- Bob Skinner..... 4

### GRAND SLAMS (SEASON)

1. Albert Pujols, 2009..... 5
2. Jim Bottomley, 1929..... 3
- Keith Hernandez, 1977..... 3
- Fernando Tatis, 1999..... 3
- 5. 33 players tied**..... 2
- (Last: Paul Goldschmidt, 2019)**

### GRAND SLAMS (CAREER)

1. Albert Pujols..... 12
2. Stan Musial..... 9
3. Ken Boyer..... 7
- Rogers Hornsby..... 7
- Ted Simmons..... 7

### INSIDE-PARK HOMERS (SEASON)

1. Jesse Burkett, 1901..... 8
2. Jesse Burkett, 1900..... 6
- Rogers Hornsby, 1917..... 6
- Ed Konetchy, 1912..... 6
- Ed Konetchy, 1913..... 6

### INSIDE-PARK HOMERS (CAREER)

1. Rogers Hornsby..... 30
2. Ed Konetchy..... 22
3. Jesse Burkett..... 19
4. Homer Smoot..... 12
5. Walton Cruise..... 9
- Stan Musial..... 9

### MOST HOMERS IN ONE MONTH

1. Mark McGwire, May 1998.... 16
- +Mark McGwire, July '99..... 16
3. Mark McGwire, Sept. '97..... 15
- Mark McGwire, Sept. '98..... 15
5. Jim Edmonds, June '03..... 14
- \*Albert Pujols, April '06..... 14
- Albert Pujols, June '09..... 14
8. Mark McGwire, May '00..... 13
- Jim Edmonds, July '04..... 13
10. Whitey Kurowski, Aug. '47 ... 12
- Mark McGwire, Aug. '99..... 12
- Mark McGwire, Sept. '99..... 12
- Albert Pujols, Aug. '04..... 12
14. Ripper Collins, June '35..... 11
- Rogers Hornsby, May '25 .... 11
- Stan Musial, May '54..... 11
- Mark McGwire, July '01..... 11
- Albert Pujols, May '06..... 11
- Albert Pujols, Aug. '10..... 11
- Matt Carpenter, July '18 .... 11**
- Paul Goldschmidt, July '19 11**

+Tied MLB July Record (A. Belle-CWS, 1998)

\*Tied MLB April Record (A. Rodriguez-NYY, 2007).

Home Run information courtesy David Vincent, Society for American Baseball Research (SABR).



## TEAM HIGHS & LOWS (SINCE 1892)

### WINNING STREAK

14 Games..... 7/2/1935-7/18/1935  
12 Games..... 4/11/1982-4/24/1982  
12 Games..... 7/18/1943-7/27/1943  
11 Games..... 5/21/1941-5/30/1941  
11 Games..... 8/9/2001-8/19/2001

### POSTSEASON

6 Games..... 10/12/1985-10/20/1985

### LOSING STREAK

18 Games..... 9/3/1897-9/26/1897  
15 Games..... 9/6/1909-9/24/1909  
14 Games..... 6/25/1886-7/8/1886  
14 Games..... 6/21/1905-7/6/1905  
14 Games..... 9/16/1916-10/01/1916

### POSTSEASON

6 Games..... 10/4/1928-10/2/1930

### LONGEST GAME — INNINGS

25..... 9/11/1974 at New York-NL  
20..... 4/17/2010 vs. New York-NL  
4/27/2003 at Florida  
8/28/1930 at Chicago-NL  
19..... Done 4 Times  
(last: 9/24/2019 at Arizona)

### POSTSEASON

13..... 10/11/2013 vs. Los Angeles-NL

### MOST RUNS INNING — CARDINALS

12..... 7/21/2012 vs. Chicago-NL - 7th  
9/16/1926 at Phila. (G1) - 3rd  
11..... 5/8/2005 vs. San Diego - 1st

### POSTSEASON

\*10..... 10/9/2019 at Atlanta - 1st

### MOST RUNS INNING — OPPONENT

13..... 8/24/1993 at San Diego - 1st  
5/7/1966 vs. San Francisco - 3rd  
7/25/1900 at Boston - 1st  
5/13/1911 at New York - 1st  
12..... 4/22/1892 at Pittsburgh - 1st  
8/30/1953 at Brooklyn - 7th

### POSTSEASON

10..... 10/9/1968 at Detroit- 3rd

### MOST RUNS GAME — CARDINALS

28..... 7/6/1929 at Philadelphia (G2)  
23..... 9/16/26 at Philadelphia (G1)  
6/1/1895 at New York  
5/26/1895 vs. Washington  
7/27/1918 at Brooklyn (G2)

### POSTSEASON

16..... 10/22/11 at Texas

### MOST RUNS GAME — OPPONENT

28..... 9/3/1896 at Boston (G1)  
26..... 8/1/1894 at Chicago  
25..... 5/31/1897 at Boston  
8/1/1893 vs. Pittsburgh (G1)  
6/10/1892 at Baltimore (G1)

### POSTSEASON

15..... 10/17/1996 at Atlanta

### MOST HITS GAME — CARDINALS

28..... 7/6/1929 at Philadelphia (G2)  
26..... 8/22/2008 vs. Atlanta  
8/9/1932 at Philadelphia  
9/23/1930 at Philadelphia  
25..... 7/27/1918 at Brooklyn (G2)

### POSTSEASON

20..... 10/10/1946 at Boston-AL

### MOST HITS GAME — OPPONENT

25..... 8/25/1936 vs. Boston (G1)  
8/24/1936 vs. Pittsburgh  
6/24/1917 vs. Cincinnati (G2)  
24..... 6/20/2006 at Chicago-AL  
8/3/1961 vs. Pittsburgh

### POSTSEASON

22..... 10/14/1996 vs. Atlanta

### MOST XBH INNING — CARDINALS

8..... 7/24/19 at Pittsburgh (2nd)

### MOST TB INNING — CARDINALS

23..... 7/24/19 at Pittsburgh (2nd)

### MOST HR'S GAME — CARDINALS

7..... 7/12/1996 at Chicago  
5/7/1940 vs. Brooklyn  
6..... 6/26/2016 at Seattle  
4/15/2016 vs. Cincinnati  
7/15/2007 at Philadelphia  
8/18/2006 at Chicago-NL  
4/9/2000 vs. Milwaukee  
7/8/1962 at New York-NL  
5/10/1894 at Cincinnati

### POSTSEASON

5..... 10/5/2004 vs. Los Angeles-NL

### MOST HR'S GAME — OPPONENT

7..... 8/20/2003 vs. Pittsburgh  
8/16/1947 at Pittsburgh  
6..... 8/8/2014 at Baltimore  
7/23/2000 at Houston  
6/4/1989 vs. Chicago-NL  
4/16/1955 vs. Chicago-NL (14)  
5/31/1954 at Chicago-NL (7)  
7/11/1947 at New York G2 (8)  
6/22/1925 vs. Pittsburgh  
5/11/1923 at Philadelphia

### POSTSEASON

6..... 10/12/2015 at Chicago-NL


### MOST HR'S GAME — BOTH TEAMS

10..... 5/11/1923 at Philadelphia  
8/16/1947 at Pittsburgh  
9..... 7/20/2003 at Los Angeles-NL  
7/28/1963 at Chicago (G2)

### POSTSEASON

8..... 10/12/2015 at Chicago-NL

*\*National League Postseason single-inning run record and tied the Major League mark. Also set the MLB postseason record for most runs scored in the 1st inning.*



In the deciding Game 5 of the 2019 National League Division Series in Atlanta, the Cardinals scored 10 runs in the 1st inning, a postseason record for the 1st inning and only the fourth 10-run inning in Major League postseason history.



The Cardinals set a team record with a 12-run seventh inning versus the Chicago Cubs at Busch Stadium on July 21, 2012, in which they also set a team record with seven doubles in the inning en route to a 12-0 victory.

## MOST SEASONS APPEARED WITH THE CARDINALS

SEASONS	PLAYER	POSITION	YEARS
22	Stan Musial	OF, 1B	1941-44, '46-63
18	Jesse Haines	RHP	1920-37
17	Bob Gibson	RHP	1959-75
16	Lou Brock	OF	1964-79
16	<b>Yadier Molina</b>	<b>C</b>	<b>2004-19</b>
15	Red Schoendienst	2B	1945-56, '61-63
15	Bob Forsch	RHP	1974-88
15	Ozzie Smith	SS	1982-96
14	Bill Sherdel	LHP	1918-30, '32
14	<b>Adam Wainwright</b>	<b>RHP</b>	<b>2005-10, '12-19</b>

## CAREER GAMES BY POSITION

FIRST BASE	YEARS	GAMES
1. Jim Bottomley.....	1922-32 .....	1,340
2. Albert Pujols .....	2001-11 .....	1,335
3. Keith Hernandez .....	1974-83 .....	1,118
4. Stan Musial.....	1941-44; 46-63 .....	1,016
5. Ed Konetchy .....	1907-13 .....	981

SECOND BASE	YEARS	GAMES
1. Julian Javier .....	1960-71 .....	1,547
2. Red Schoendienst.....	1945-56; 61-63 .....	1,429
3. Frankie Frisch.....	1927-37 .....	1,141
4. Rogers Hornsby .....	1915-26; 33 .....	997
5. Tom Herr .....	1979-1988 .....	987

SHORTSTOP	YEARS	GAMES
1. Ozzie Smith .....	1982-96 .....	1,929
2. Marty Marion .....	1940-50 .....	1,484
3. Dal Maxvill .....	1962-72 .....	1,054
4. Edgar Renteria .....	1999-2004 .....	891
5. Garry Templeton .....	1976-81 .....	700

THIRD BASE	YEARS	GAMES
1. Ken Boyer.....	1955-65 .....	1,539
2. Ken Reitz.....	1972-75; 77-80 .....	1,081
3. Terry Pendleton.....	1984-90 .....	908
4. Whitey Kurowski.....	1941-49 .....	868
5. Milt Stock .....	1919-23 .....	661

OUTFIELD	YEARS	GAMES
1. Lou Brock .....	1964-79 .....	2,206
2. Stan Musial.....	1941-44; 46-63 .....	1,890
3. Enos Slaughter.....	1938-42; 46-53 .....	1,751
4. Curt Flood.....	1958-69 .....	1,687
5. Ray Lankford .....	1990-2001; 2004 .....	1,489

CATCHER	YEARS	GAMES
1. <b>Yadier Molina</b> .....	<b>2004-18</b> .....	<b>*1,947</b>
2. Ted Simmons .....	1968-80 .....	1,439
3. Del Rice .....	1945-55; 60 .....	1,018
4. Tim McCarver.....	1959-61; 63-69; 73-74.....	960
5. Tom Pagnozzi .....	1987-98 .....	827

\* MLB Record, most games at catcher with one organization

## CARDINALS OPENING-DAY STATISTICS

	Games	Won	Lost	Tied	Percentage
At St. Louis	67	35	32	0	.522
On Road	61	23	36	2	.393
<b>TOTALS</b>	<b>128</b>	<b>58</b>	<b>68</b>	<b>2</b>	<b>.461</b>

## OPENING-DAY RECORD AGAINST EACH OPPONENT

	HOME W L		ROAD W L T			TOTALS W L T		
Astros	0	0	2	0	0	2	0	0
Braves*	1	0	1	2	0	2	2	0
Brewers	1	2	0	1	0	1	3	0
Cubs	6	9	4	11	2	10	20	2
Cleveland	2	0	0	0	0	2	0	0
Diamondbacks	0	0	0	1	0	0	1	0
Dodgers**	1	0	1	1	0	2	1	0
Giants+	1	2	0	1	0	1	3	0
Louisville	1	0	0	0	0	1	0	0

\* Boston-Milwaukee-Atlanta

+ New York-San Francisco

\*\* Brooklyn-Los Angeles

++Florida-Miami

	HOME W L		ROAD W L T			TOTALS W L T		
Marlins++	0	0	1	0	0	1	0	0
Mets	1	2	1	4	0	2	6	0
Nationals/Expos	1	2	1	1	0	2	3	0
Philadelphia	2	2	2	0	0	4	2	0
Pirates	16	11	1	5	0	17	16	0
Padres	0	1	0	0	0	0	1	0
Reds	1	0	9	8	0	10	8	0
Rockies	1	1	0	1	0	1	2	0

One-run games: 18-26

Earliest opener: 3/28/2019

Extra-inning games: 3-8

Latest opener: April 26, 1995

## MOST OPENING DAY STARTS (SINCE 1908)

CARDINAL	STARTS	SEASONS
1. Stan Musial.....	21	1942-44; '46-63
2. Lou Brock .....	15	1965-79
<b>Yadier Molina.....</b>	<b>15</b>	<b>2005-19</b>
4. Ozzie Smith.....	13	1982-95
Enos Slaughter.....	13	1938-42; '46-53

CARDINAL	STARTS	SEASONS
6. Red Schoendienst.....	11	1945, '47-56
Rogers Hornsby .....	11	1926-26
Julian Javier .....	11	1961-71
Ken Boyer.....	11	1955-65
Albert Pujols .....	11	2001-11

## OPENING DAY STARTS BY POSITION (SINCE 1908)

PITCHER	STARTS	SEASONS
1. Bob Gibson.....	10	1965, '67-75
2. Dizzy Dean .....	5	1933-37
Chris Carpenter.....	5	2005-07, '10-11
<b>Adam Wainwright.....</b>	<b>5</b>	<b>2009, '13-16</b>

CATCHER	STARTS	SEASONS
<b>1. Yadier Molina.....</b>	<b>15</b>	<b>2005-19</b>
2. Ted Simmons .....	10	1971-80
3. Del Rice .....	5	1946, '49, '52-54
Darrell Porter .....	5	1981-85

FIRST BASE	STARTS	SEASONS
1. Jim Bottomley .....	10	1923-32
3. Keith Hernandez .....	9	1975-83
2. Albert Pujols .....	8	2004-11

SECOND BASE	STARTS	SEASONS
1. Julian Javier .....	11	1961-71
2. Red Schoendienst.....	10	1947-56
3. Frankie Frisch.....	9	1927-29, '31-36

THIRD BASE	STARTS	SEASONS
1. Ken Boyer.....	11	1955-65
2. Ken Reitz.....	7	1973-75; 77-80
3. Terry Pendleton.....	6	1985-90
Whitey Kurowski.....	6	1943-48
<b>Matt Carpenter.....</b>	<b>6</b>	<b>2013-16, '18-19</b>

SHORTSTOP	STARTS	SEASONS
1. Ozzie Smith .....	13	1982-95
2. Marty Marion .....	9	1940-42, '44-49
3. Edgar Renteria .....	6	1999-2004

LEFT FIELD	STARTS	SEASONS
1. Lou Brock .....	14	1965, '67-79
2. Stan Musial.....	8	1942-43; '46, '52, '54, '59, '61, '63
3. Matt Holliday.....	6	2010-15

CENTER FIELD	STARTS	SEASONS
1. Terry Moore.....	9	1935-42, '46
2. Curt Flood.....	8	1962-69
Jim Edmonds .....	8	2000-07

RIGHT FIELD	STARTS	SEASONS
1. Enos Slaughter.....	10	1938-42; '46-47, '51-53
2. Stan Musial.....	5	1944, '48, '50, '56, '61
George Hendrick.....	5	1980-84
Steve Evans .....	5	1910-13

### LONGEST STREAKS OF OPENING DAY STARTS BY POSITION (SINCE 1900)

Pitcher .....	Bob Gibson .....	9	1967-75
<b>Catcher .....</b>	<b>Yadier Molina.....</b>	<b>15</b>	<b>2005-19</b>
First base.....	Jim Bottomley .....	10	1923-32
Second Base.....	Julian Javier .....	11	1961-71
Shortstop.....	Ozzie Smith.....	7	1982-88
Third Base.....	Ken Boyer .....	11	1955-65
Left Field.....	Lou Brock .....	13	1967-79
Center Field.....	Jim Edmonds .....	8	2000-07
	Terry Moore .....	8	1935-42
	Curt Flood .....	8	1962-69
Right Field .....	George Hendrick.....	5	1980-84
	Enos Slaughter .....	5	1938-42
	Steve Evans.....	5	1909-13

### MOST CONSECUTIVE OPENING DAY STARTS (SINCE 1900):

1. Stan Musial.....	18	1946-63
2. Lou Brock .....	15	1965-79
<b>Yadier Molina.....</b>	<b>15</b>	<b>2005-19</b>
4. Albert Pujols .....	11	2001-11
Rogers Hornsby .....	11	1916-26
Julian Javier .....	11	1961-71
7. Ken Boyer.....	11	1955-65
Jim Bottomley.....	10	1923-32
Red Schoendienst.....	10	1947-56
Frankie Frisch.....	10	1927-36
Ted Simmons .....	10	1971-80

## CLUB RECORDS

### SEASON

Most Players .....	51	(24 pitchers) in 1997
Fewest Players .....	25	in 1904
Most Games .....	164	in 1989
Most At-Bats .....	5,734	in 1979 (163 games)
Most Runs .....	1,004	in 1930 (154 games)
Most Opponents' Runs .....	838	in 1999 (161 games)
Fewest Runs .....	372	in 1908 (154 games)
Most Hits .....	1,732	in 1930 (154 games)
Fewest Hits .....	1,105	in 1908 (154 games)
Most Singles .....	1,223	in 1920 (155 games)
Most Doubles .....	373	in 1939 (154 games)
Most Triples .....	96	in 1920 (155 games)
Most Homers .....	235	in 2000 (162 games)
Most Opponents' Homers .....	210	in 2003 (162 games)
Fewest Homers (154 or 162-game schedule) .....	10	in 1906
Most Homers at Sportsman's Park Cards & Opponent .....	176	in 1955
Most Homers at Busch Stadium (old) Cards & Opponent .....	229	in 2000
Most Homers at Busch Stadium (new) Cards & Opponent .....	182	in 2016 & 2019
Most Grand Slams .....	12	in 2000
Most Pinch Home Runs .....	17	in 2016
Most Total Bases .....	2,595	in 1930 (154 games)
Most Long Hits .....	566	in 1930 (154 games)
Most Extra Bases on Long Hits .....	1,021	in 1998 (163 games)
Most Sacrifices (SH and SF) .....	212	in 1926 (156 games)
Most Sacrifice Hits .....	172	in 1943 (147 games)
Most Sacrifice Flies .....	70	in 2004 (162 games)
Most Stolen Bases .....	314	in 1985 (162 games)
Most Caught Stealing .....	118	in 1992 (162 games)
Most Bases on Balls .....	676	in 1998 (163 games)
Most Strikeouts .....	1,420	in 2019 (162 games)
Fewest Strikeouts .....	414	in 1925 (153 games)
Most Hit By Pitch .....	86	in 2014 (162 games)

Fewest Hit By Pitch .....	15	in 1925 (153 games)
Most Runs Batted In .....	942	in 1930 (154 games)
Most Game-Winning RBIs .....	97	in 2004 (162 games)
Highest Batting Average .....	.314	in 1930 (154 games)
Lowest Batting Average .....	.223	in 1908 (154 games)
Highest Slugging Average .....	.471	in 1930 (154 games)
Lowest Slugging Average .....	.288	in 1908 (154 games)
Most Grounded Into Double Play .....	169	in 2011 (162 games)
Fewest Grounded Into Double Play .....	75	in 1945 (155 games)
Most Left On Bases .....	1,251	in 1939 (155 games)
Fewest Left On Bases .....	957	in 1995 (143 games)
Most 100-Run Scorers .....	4	in 1928
Most .300 Hitters .....	11	in 1930
Most 30-Homer Hitters .....	3	in 2004
Most 20-Homer Hitters .....	6	in 2016
Most 10-Homer Hitters .....	11	in 2019
Most 100-RBI Hitters .....	3	in 2003 & 2004

### DEFENSIVE

Most Putouts .....	4,460	in 1979 (163 games)
Fewest Putouts .....	3,797	in 1995 (143 games)
Most Assists .....	2,293	in 1917 (154 games)
Fewest Assists .....	1,524	in 2000 (162 games)
Most Chances Accepted .....	6,459	in 1917 (154 games)
Fewest Chances Accepted .....	5,532	in 1995 (143 games)
Most Errors .....	348	in 1908 (154 games)
Fewest Errors .....	66	in 2019 (162 games)
Most Errorless Games .....	109	in 2019 (162 games)
Most Consecutive Errorless Games .....	16	in 1992
Most Double Plays .....	196	in 2005 (162 games)
Fewest Double Plays .....	114	in 1990 (162 games)
Most Passed Balls .....	38	in 1906 (154 games)
Fewest Passed Balls .....	4	in 1925 (153 games)
Highest Fielding Average .....	.989	in 2019 (162 games)
Lowest Fielding Average .....	.946	in 1908 (154 games)

## CLUB RECORDS (CONTINUED)

### GAME

<b>Most Runs</b>	.....28 vs. Philadelphia, July 6, 1929, Second Game
<b>Most Runs — By Opponent</b>	.....28 by Boston, September 3, 1896, First Game
<b>Most Runs — By Opponent — Since 1900</b>	.....24 by Pittsburgh, June 22, 1925
<b>Most Runs — Shutout Game</b>	.....18 vs. Cincinnati, June 10, 1944
<b>Most Runs — Shutout Game — By Opponent</b>	.....19 by Pittsburgh, August 3, 1961
<b>Most Runs — Doubleheader Shutout</b>	.....16 vs. Brooklyn, September 21, 1934
<b>Most Hits — Game</b>	.....30 vs. New York, June 1, 1895
<b>Most Hits — Game — Since 1900</b>	.....28 vs. Philadelphia, July 6, 1929, Second Game
<b>Longest 1-0 Game Won</b>	.....14 Innings vs. Boston, June 15, 1939
<b>Longest 1-0 Game Lost</b>	.....18 Innings vs. New York, July 2, 1933, First Game
<i>Note: Lost 2-1 in 20 innings April 17, 2010 vs. New York Mets. Game was scoreless for the first 18 innings.</i>	
<b>Most Home Runs</b>	.....7 vs. Brooklyn, May 7, 1940
	.....7 at Chicago, July 12, 1996
<b>Most Home Runs — By Opponent</b>	.....7 by Pittsburgh, August 16, 1947
	.....7 by Pittsburgh, August 20, 2003
<b>Most Consecutive Games — One or More Homers</b>	.....25 Aug. 9-Sept. 6, 2016
	<i>*Tied NL Record* (52 homers total)</i>
<b>Most Total Bases</b>	.....49 vs. Brooklyn, May 7, 1940

### INNING

<b>Most Runs</b>	.....12 vs. Chicago (NL), July 21, 2012, 7th inning
	.....12 vs. Philadelphia, Sept. 15, 1926, 1st Game, 3rd inning
<b>Scoring Runs Every Inning</b>	.....9/13/64 at Chicago

### ATTENDANCE

<b>Highest Home Attendance</b>	.....3,552,180 in 2007 (81 dates)
<b>Highest Road Attendance</b>	.....2,820,564 in 1999 (79 dates)

<b>Largest Crowd — Day Game</b>	.....52,916 vs. Cincinnati, September 28, 1996
<b>Largest Crowd — Doubleheader</b>	.....49,743 vs. Atlanta, June 23, 1968
<b>Largest Crowd — Night Game</b>	.....53,415 vs. Chicago, July 30, 1994
<b>Largest Crowd — Home Opener</b>	.....52,841 vs. Montreal, April 8, 1996

### STANDINGS & RECORD

<b>Most Games Won</b>	.....106 in 1942
<b>Most Games Lost</b>	.....111 in 1898
<b>Most Games Lost — Since 1900</b>	.....105 in 1908
<b>Most Games Won — Month</b>	.....26, July 1944
<b>Most Games Lost — Month</b>	.....27, September 1908
<b>Highest Percentage — Games Won</b>	......688 in 1942 (Won 106, Lost 48)
<b>Lowest Percentage — Games Won</b>	......221 in 1897 (Won 29, Lost 102)
<b>Lowest Percentage Games Won — Since 1900</b>	......314 in 1903 (Won 43, Lost 94)
<b>Most Shutouts Won</b>	.....30 in 1968
<b>Most Shutouts Lost</b>	.....33 in 1908
<b>Most 1-0 Games Won</b>	.....8 in 1907 and 1968
<b>Most 1-0 Games Lost</b>	.....8 in 1918
<b>Most Games Lost by 10-or-more Runs</b>	.....11 in 2007
<b>Most Consecutive Games Won</b>	.....14 in 1935
<b>Most Consecutive Games Lost</b>	.....15 in 1909
<b>League Championships</b>	.....19
<b>Last-Place Finishes</b>	.....9 (Tied in 1916)



## THE LAST TIME IT HAPPENED

### BATTING

#### CARDINAL HIT FOR CYCLE

Mark Grudzielanek vs. Milwaukee, April 27, 2005.

#### OPPONENT HIT FOR CYCLE

Daryle Ward (Pittsburgh) at St. Louis, May 26, 2004.

#### CARDINAL PITCHER

##### HAD TWO HITS IN ONE INNING

Adam Wainwright vs. Milwaukee, April 13, 2013, sixth inning (infield single to shortstop off Yovani Gallardo and single to centerfield off Michael Gonzalez).

### HOME RUNS

#### CARDINAL HIT INSIDE-THE-PARK HOME RUN

Fernando Viña, at Milwaukee, October 2, 2001, fifth inning with no runners on and two out, off Ben Sheets.

#### OPPONENT HIT INSIDE-THE-PARK HOME RUN

Adam Frazier (Pittsburgh), at St. Louis, September 9, 2017, seventh inning with no runners on and one out, off John Brebbia.

#### CARDINAL HOMERED FROM BOTH SIDES OF PLATE

Carlos Beltran at Miami, June 15, 2013; second inning, solo home run batting left-handed vs. Tom Koehler; ninth-inning solo home run batting right-handed vs. Edgar Olmos.

#### CARDINAL HIT 4 HOME RUNS IN A GAME

Mark Whiten at Cincinnati, September 7, 1993 [2].

#### OPPONENT HIT 4 HOME RUNS IN A GAME

Scooter Gennett at Cincinnati, June 6, 2017.

#### CARDINAL HIT 3 HOME RUNS IN A GAME

Paul DeJong at Pittsburgh, July 24, 2019.

#### OPPONENT HIT 3 HOME RUNS IN A GAME

Christian Yelich at Milwaukee, April 15, 2019.

#### CARDINAL PINCH-HIT GRAND SLAM

Chris Duncan at Oakland, June 16, 2007, fifth inning off Kiko Calero.

#### OPPONENT PINCH-HIT GRAND SLAM

Austin Slater at San Francisco, July 6, 2019, fourth inning off Miles Mikolas.

#### CARDINAL HIT 2 HOME RUNS IN EXTRA INNINGS

Matt Adams at Cincinnati, September 4, 2013; 14th inning off Alfredo Simon and 16th inning off Logan Ondrusek.

*\*MLB record for extra inning home runs 14th inning and beyond*

### HOME RUNS (continued)

#### CARDINAL PINCH-HIT HOME RUN

Matt Wieters vs. Washington, September 18, 2019, seventh inning 2-run home run off Max Scherzer.

#### OPPONENT PINCH-HIT HOME RUN

Ildemaro Vargas, at Arizona, September 24, 2019, ninth inning solo home run off Andrew Miller.

#### CARDINAL WALK-OFF HOME RUN

Paul Goldschmidt vs. Miami, June 19, 2019, solo home run off Adam Conley (11th inning).

#### OPPONENT WALK-OFF HOME RUN

Jeimer Candelario, at Detroit, September 7, 2018, ninth inning two-run home run off Jordan Hicks.

#### CARDINAL BACK-TO-BACK HOME RUNS

Yadier Molina and Paul DeJong at Chicago (NL), September 21, 2019, ninth inning off Craig Kimbrel.

#### OPPONENT BACK-TO-BACK HOME RUNS

Manny Machado and Franmil Reyes at San Diego, June 29, 2019, second inning off Dakota Hudson.

#### THREE CONSECUTIVE HOME RUNS BY CARDINALS

Eli Marrero, Jim Edmonds and Albert Pujols at Colorado, September 19, 2002, eighth inning off Todd Jones.

#### THREE CONSECUTIVE HOME RUNS BY OPPONENT

Felipe Lopez, Adam Dunn and Austin Kearns at St. Louis, October 2, 2005, third inning off Matt Morris.

#### HOME RUN BY CARDINAL PITCHER

Tyson Ross vs. Los Angeles (NL), September 13, 2018, fifth inning solo home run off Clayton Kershaw.

#### OPPONENT HOME RUN BY PITCHER

Steven Matz at New York (NL), June 14, 2019, fifth inning two-run home run off Tyler Webb.

#### GRAND SLAM BY CARDINAL PITCHER

Jake Westbrook at Milwaukee, August 31, 2011, fourth inning off Randy Wolf.

#### CARDINAL LEADOFF HOME RUN

Dexter Fowler at Arizona, September 24, 2019, off Mike Leake.

#### OPPONENT LEADOFF HOME RUN

Josh VanMeter vs. Cincinnati, August 31, 2019, off Michael Wacha.

## THE LAST TIME IT HAPPENED (CONTINUED)

### PITCHING

#### CARDINAL NO-HITTER

Bud Smith at San Diego, Sept. 3, 2001, 4-0 vs. Bobby Jones

#### NO-HITTER VS. CARDINALS

Johan Santana at New York (NL), June 1, 2012, 8-0 vs. Adam Wainwright

#### CARDINAL COMPLETE GAME, SHUTOUT

Miles Mikolas vs. Pittsburgh, July 15, 2019 (8 Hits)

#### COMPLETE GAME, SHUTOUT VS. CARDINALS

Kyle Hendricks at Chicago (NL), May 3, 2019 (4 Hits)

#### CARDINAL COMPLETE GAME, 1-HITTER

Jaime Garcia vs. Milwaukee, April 14, 2016, 7-0

#### COMPLETE GAME, 1-HITTER VS. CARDINALS

Brandon Webb at Arizona, September 9, 2006, 3-0

#### CARDINAL BACK-TO-BACK SHUTOUTS

Jack Flaherty, Andrew Miller and Carlos Martínez (combined) August 13, 2019 at Kansas City; Dakota Hudson, Tyler Webb, John Gant and Junior Fernandez (combined) August 14, 2019 at Kansas City.

#### BACK-TO-BACK SHUTOUTS VS. ST. LOUIS

Julio Teheran, Matt Marksberry, Danny Burawa, Edwin Jackson and Arodys Vizcaino at Atlanta (combined) October 2, 2015; Shelby Miller, Matt Marksberry and Arodys Vizcaino at Atlanta (combined) October 4, 2015-Game 1 of DH; Matt Wisler and Edwin Jackson at Atlanta (combined) October 4, 2015-Game 2 of DH.

#### CARDINAL WITH 15 OR MORE STRIKEOUTS

Bob Gibson at Philadelphia, May 23, 1970 (16)

#### OPPONENT WITH 15 OR MORE STRIKEOUTS

Corey Kluber at Cleveland, May 13, 2015 (18)

#### CARDINAL POSITION PLAYER PITCHED

Jedd Gyorko (infielder) vs. Cincinnati, April 26, 2019.

#### OPPOSING POSITION PLAYER PITCHED

Ben Zobrist (infielder) vs. Chicago (NL), Sept. 29, 2019.

### BASERUNNING

#### CARDINAL STOLE HOME

Pete Kozma, September 21, 2012, at Chicago, top of fourth inning. Kozma led off the inning with a triple and stole home on Chris Volstad with Daniel Descalso batting on a failed squeeze bunt attempt.

#### CARDINAL STRAIGHT STEAL OF HOME

Pete Kozma, September 21, 2012, at Chicago, top of fourth inning. Kozma led off the inning with a triple and stole home on Chris Volstad with Daniel Descalso batting on a failed squeeze bunt attempt.

#### OPPONENT STOLE HOME

Mark Loretta, July 28, 1998, vs. Milwaukee as part of a double steal in the fourth inning.

### FIELDING

#### CARDINAL TRIPLE PLAY

Daniel Descalso (2b) - Jhonny Peralta (ss) - Allen Craig (1B), at Toronto, sixth inning, June 6, 2014. With runners Anthony Gose (third), Jose Reyes (second) and Melky Cabrera (first) on base, Jose Bautista lined out to second baseman Descalso, who threw to Jhonny Peralta who stepped on second to double off Reyes and then threw to Craig at first for the out of Cabrera. Seth Maness pitching.

#### TRIPLE PLAY VS. CARDINALS

Rafael Devers (3b) to Eduardo Nunez (2b) to Mitch Moreland (1b) - at Boston, fourth inning, August 15, 2017. With runners on second base (Paul DeJong) and first base (Dexter Fowler), Yadier Molina grounded into a 5-4-3 triple play. Rick Porcello pitching.

### DOUBLEHEADERS

#### CARDINAL PLAYER HOMERED IN BOTH GAMES OF DOUBLEHEADER

Matt Carpenter vs. Chicago (NL), July 21, 2018.  
Game 1, 3rd inning off Tyler Chatwood  
Game 2, 7th inning off Randy Rosario

#### CARDINAL PITCHER WON BOTH GAMES OF DOUBLEHEADER

Mark Littell vs. Philadelphia, July 1, 1979.

#### CARDINAL PITCHER SAVED BOTH GAMES OF DOUBLEHEADER

Seung Hwan Oh vs. San Diego, July 20, 2016

## THE LAST TIME...CARDINALS SERIES SWEEPS

Opponent	Series Description	Dates
ARIZONA	3-Game Series at Arizona.....	5/7-9/2012
	3-Game Series at St. Louis.....	5/25-27/2015
	4-Game Series at Arizona.....	8/24-27/2015
ATLANTA	3-Game Series at Atlanta.....	5/5-7/2017
	4-Game Series at Atlanta.....	9/13-15/1963* ****
	3-Game Series at St. Louis.....	9/9-11/2011
	4-Game Series at St. Louis.....	4/26-29/2010
BALTIMORE	3-Game Series at Baltimore .....	6/28-30/2011
CHICAGO (AL)	2-Game Series at Chicago.....	7/21-22/2015
	2-Game Series at St. Louis.....	5/1-2/2018
	3-Game Series at St. Louis.....	6/15-17/2001
CHICAGO (NL)	2-Game Series at Chicago.....	7/19-20/2004
	3-Game Series at Chicago.....	6/20-22/2016
	4-Game Series at Chicago.....	9/19-22/2019
	3-Game Series at St. Louis.....	5/31-6/2/2019
	4-Game Series at St. Louis.....	9/14-17/2000
CINCINNATI	3-Game Series at Cincinnati.....	9/19-21/2017
	4-Game Series at Cincinnati.....	4/12-15/2018
	2-Game Series at St. Louis.....	6/8-29/2005
	3-Game Series at St. Louis.....	4/20-22/2018
	4-Game Series at St. Louis.....	8/13-16/2001
COLORADO	3-Game Series at Colorado.....	9/24-26/2004
	3-Game Series at St. Louis.....	7/24-26/2017
	4-Game Series at St. Louis.....	8/22-25/2019
HOUSTON	2-Game Series at Houston.....	8/16-17/2016
	3-Game Series at Houston.....	4/20-22/2004
	4-Game Series at Houston.....	6/3-6/1968
	2-Game Series at St. Louis.....	5/18-19/2011
	3-Game Series at St. Louis.....	9/18-20/2012
	4-Game Series at St. Louis.....	8/18-21/1983
KANSAS CITY	2-Game Series at Kansas City.....	8/13-14/2019
	2-Game Series at St. Louis.....	8/9-10/2017
	3-Game Series at Kansas City.....	8/10-12/2018
	3-Game Series at St. Louis.....	6/14-16/2002
LOS ANGELES (AL)	3-Game Series at Los Angeles .....	5/10-12/2016
LOS ANGELES (NL)	2-Game Series at Los Angeles.....	7/15-16/2002
	3-Game Series at Los Angeles.....	8/20-22/2018
	4-Game Series at Los Angeles.....	7/1-4/1968
	3-Game Series at St. Louis.....	9/3-5/2004
	4-Game Series at St. Louis.....	4/8-11/2019
MIAMI	3-Game Series at Miami.....	5/8-10/2017
	4-Game Series at Miami.....	8/4-7/2011
	3-Game Series at St. Louis.....	7/5-7/2013

Opponent	Series Description	Dates
MILWAUKEE	2-Game Series at Milwaukee.....	9/23-24/2003
	3-Game Series at Milwaukee.....	9/15-17/2015
	4-Game Series at Milwaukee.....	5/2-5/2013
	2-Game Series at St. Louis.....	7/21-22/2004
MINNESOTA	3-Game Series at St. Louis.....	4/22-24/2019
	2-Game Series at St. Louis.....	6/15-16/2015
NEW YORK (NL)	3-Game Series at St. Louis.....	7/15-17/2001
	3-Game Series at New York .....	8/10-12/2001
OAKLAND	4-Game Series at New York .....	9/17-19/1982* ***
	3-Game Series at St. Louis.....	4/21-23/2009
	3-Game Series at St. Louis.....	6/15-17/2004
PHILADELPHIA	3-Game Series at Philadelphia .....	4/3-6/2006
	4-Game Series at Philadelphia .....	6/30-7/2/1972
	2-Game Series at St. Louis.....	5/16-17/2011
	3-Game Series at St. Louis.....	6/9-11/2017
	4-Game Series at St. Louis.....	8/4-7/1986
PITTSBURGH	2-Game Series at Pittsburgh.....	4/1-3/2019
	3-Game Series at Pittsburgh.....	6/10-12/2016
	4-Game Series at Pittsburgh.....	7/22-25/2019
	2-Game Series at St. Louis.....	5/6-7/2009
	3-Game Series at St. Louis.....	8/9-11/2019
	4-Game Series at St. Louis.....	5/7-10/2001
SAN DIEGO	3-Game Series at San Diego .....	9/3-5/2001
	4-Game Series at San Diego .....	7/20-23/1989
	3-Game Series at St. Louis.....	5/21-23/2012
	4-Game Series at St. Louis.....	7/18-21/2016*
SEATTLE	3-Game Series at St. Louis.....	7/2-4/2004
SAN FRANCISCO	3-Game Series at San Francisco .....	6/17-19/1991
	4-Game Series at San Francisco .....	9/9-12/1993
	2-Game Series at St. Louis.....	9/15-16/2006
	3-Game Series at St. Louis.....	9/21-23/2018
TAMPA BAY	4-Game Series at St. Louis.....	6/8-10/1962*
	3-Game Series at Tampa Bay.....	6/17-19/2005
TORONTO	3-Game Series at St. Louis.....	6/3-5/2003
WASHINGTON	3-Game Series at Washington .....	4/22-24/2013
	2-Game Series at St. Louis.....	5/17-18/2010
	3-Game Series at St. Louis.....	6/13-15/2014
	4-Game Series at St. Louis.....	5/12-15/1983

\*\*\* 5-Game Series \*\* Includes two double-headers

\* Includes double-header \*\*\*\* At Milwaukee

## THE LAST TIME...OPPONENT SERIES SWEEPS

Opponent	Series Description	Dates
ATLANTA	3-Game Series at Atlanta.....	10/2-4/2015*
	4-Game Series at Atlanta.....	5/16-19/1997
	3-Game Series at St. Louis.....	6/29-7/1/2018
	4-Game Series at St. Louis.....	pre-1962
BOSTON	2-Game Series at Boston .....	8/15-16/2017
	2-Game Series at St. Louis.....	5/15-17/2017
CHICAGO (AL)	2-Game Series at St. Louis.....	6/30-7/1/2015
CHICAGO (NL)	2-Game Series at Chicago.....	6/21-23/2002
	3-Game Series at Chicago.....	6/7-9/2019
	4-Game Series at Chicago.....	7/27-30/2006
	2-Game Series at St. Louis.....	4/27-28/2007
	3-Game Series at St. Louis.....	9/13-15/2010
CINCINNATI	4-Game Series at St. Louis.....	6/27-30/1929
	2-Game Series at Cincinnati.....	5/1-2/2006
	3-Game Series at Cincinnati.....	7/13-15/2011
	4-Game Series at Cincinnati.....	6/5-8/2017
	2-Game Series at St. Louis.....	6/26-27/2001
COLORADO	3-Game Series at St. Louis.....	6/5-7/2006
	4-Game Series at St. Louis.....	5/4-7/1990
	3-Game Series at Colorado .....	7/6-8/2010
DETROIT	4-Game Series at Colorado .....	7/14-17/1994
	4-Game Series at St. Louis.....	6/5-8/2009
	3-Game Series at Detroit.....	5/18-20/2007
HOUSTON	2-Game Series at Houston .....	5/3-4/2006
	3-Game Series at Houston .....	8/30-9/1/2010
	4-Game Series at Houston .....	9/21-24/2006
	2-Game Series at St. Louis.....	6/14-15/2016
	3-Game Series at St. Louis.....	5/11-13/2010
KANSAS CITY	3-Game Series at Kansas City .....	6/12-14/2001
	2-Game Series at St. Louis.....	6/29-30/2016
	3-Game Series at St. Louis.....	6/17-19/2008
LOS ANGELES (NL)	3-Game Series at Los Angeles .....	8/5-7/2019
	4-Game Series at Los Angeles .....	4/29-5/2/1976
	2-Game Series at St. Louis.....	7/9-10/2003
	3-Game Series at St. Louis.....	8/22-24/2011

\* Includes double-header # New York Giants

Opponent	Series Description	Dates
MIAMI	3-Game Series at Miami.....	7/28-30/1995
	3-Game Series at St. Louis.....	8/27-29/1996
MILWAUKEE	3-Game Series at Milwaukee.....	6/10-12/2011
	4-Game Series at Milwaukee.....	4/18-21/2002
	2-Game Series at St. Louis.....	8/17-18/2010
	3-Game Series at St. Louis.....	9/24-26/2018
	4-Game Series at St. Louis.....	7/21-24/2008
MINNESOTA	2-Game Series at Minnesota.....	6/17-18/2015
NEW YORK (AL)	3-Game Series at New York .....	4/14-16/2017
NEW YORK (NL)	3-Game Series at New York .....	8/22-24/2006
	3-Game Series at St. Louis.....	4/1-4/2007
	4-Game Series at St. Louis.....	4/24-27/1986
OAKLAND	2-Game Series at Oakland.....	8/3-4/2019
	2-Game Series at St. Louis.....	6/25-26/2019
PHILADELPHIA	3-Game Series at Philadelphia .....	8/15-17/2003
	4-Game Series at Philadelphia .....	pre-1962
	2-Game Series at St. Louis.....	5/4-5/2009
	3-Game Series at St. Louis.....	8/1-3/2006
	4-Game Series at St. Louis.....	pre-1962
PITTSBURGH	3-Game Series at Pittsburgh.....	4/27-29/2018
	4-Game Series at Pittsburgh.....	7/30-8/2/1992
	2-Game Series at St. Louis.....	4/16-17/2007
	3-Game Series at St. Louis.....	5/27-29/1991
SAN DIEGO	4-Game Series at St. Louis.....	7/3-6/1997
	3-Game Series at San Diego .....	9/10-12/2012
	3-Game Series at St. Louis.....	5/23-25/1980
SAN FRANCISCO	2-Game Series at San Francisco .....	4/18-19/2007
	3-Game Series at San Francisco .....	6/29-7/1/2001
	4-Game Series at San Francisco .....	7/24-26/1987
	3-Game Series at St. Louis.....	6/5-7/1998
TAMPA BAY	4-Game Series at St. Louis.....	5/6-9/1912 #
	2-Game Series at St. Louis.....	7/22-23/2014
TEXAS	3-Game Series at St. Louis.....	6/17-19/2016
TORONTO	3-Game Series at St. Louis.....	6/24-26/2011
WASHINGTON	3-Game Series at Washington .....	6/14-16/2011
	4-Game Series at Montreal .....	4/25-28/1985
	3-Game Series at St. Louis.....	4/29-5/1/2016

## BUSCH STADIUM III HIGHS AND LOWS

**Most Runs - Cards & Opp.**... 24, twice. Last: 9/17/07 (PHI 13, STL 11)  
**Most Runs, Cards**..... 18, 8/22/08 vs. ATL  
**Most Runs, Opp.**..... 20, 6/13/08 vs. PHI  
**Fewest Runs - Cards & Opp.**..... 1, 18 times. Last: 9/3/19 vs. SF

**Most Hits - Cards & Opp.**..... 36, 8/22/08 (STL 26, ATL 10)  
**Most Hits - Cards & Opp (Extra Inn.)**  
 ..... 35, 6/2/06 (STL 19, CHI 16), 14 inn.  
**Most Hits - Cards**..... 26, 8/22/08 vs. ATL (8 inn.)  
**Most Hits - Opp.**..... 23, 9/20/07 vs. HOU  
**Fewest Hits - Cards & Opp.**..... 5, twice. Last: 8/5/16 (STL 2, ATL 3)  
**Fewest Hits - Cards**..... 1, 3 times. Last: 9/12/16 vs. CHI  
**Fewest Hits - Opp.**..... 1, 7 times. Last: 8/19/19 vs. MIL

**Most Extra Base Hits - Cards & Opp.**... 14, twice. Last: 6/6/18 (MIA 10, STL 4)  
**Most Extra Base Hits - Cards**  
 ..... 10, twice. Last: 4/11/16 vs. MIL (8 2B, 2 3B)  
**Most Extra Base Hits - Opp.**  
 ..... 10: 6/6/18 vs. MIA (6 2B, 1 3B, 3 HR)

**Most Home Runs - Cards & Opp.**  
 ..... 7, 3 times. Last: 9/27/16 (STL 5, CIN 2)  
**Most Home Runs - Cards**..... 6, 4/15/16 vs. CIN  
**Most Home Runs - Opp.**..... 5, 5 times. Last: 4/26/19 vs. CIN  
**Most Singles - Cards & Opp.**..... 28, 8/22/08 (STL 21, ATL 7)  
**Most Singles - Cards**..... 21, 8/22/08 vs. ATL (8 inn.)  
**Most Singles - Opp.**..... 17, 3 times. Last: 9/26/16 vs. CIN  
**Most Doubles - Cards & Opp.**..... 11, 8/30/06 (STL 8, FLA 3)  
**Most Doubles - Cards**..... 9, 7/21/12 vs. CHI  
**Most Doubles - Opp.**..... 9, 4/16/16 vs. CIN

**Most Triples - Cards & Opp.**  
 ..... 3, four times. Last: 9/26/17 vs. CHI (STL 2, CHI 1)  
**Most Triples - Cards**..... 3, 9/26/08 vs. CIN  
**Most Triples - Opp.**..... 2, nine times. Last: 6/1/18 vs. PIT

**Most Strikeouts - Cards & Opp.**..... 28, 9/28/17 (STL 17, CHI 11)  
**Most Strikeouts - Cards & Opp (Extra)**  
 ..... 35, 4/17/10 (STL 19, NYM 16), 20 inn.  
**Most Strikeouts - Cards**..... 17, three times. Last: 9/28/17 vs. CHI  
**Most Strikeouts - Cards (Extra Inn.)**..... 19, 4/17/10 vs. NYM, 20 inn.  
**Most Strikeouts - Opp.**..... 17, 9/14/19 vs. MIL  
**Most Strikeouts - Opp. (Extra Inn.)**..... 19, 8/19/12 vs. PIT, 19 inn.

**Most Walks - Cards & Opp.**..... 16, 4/6/19 (SD 10, STL 6)  
**Most Walks - Cards & Opp. (Extra Inn.)**  
 ..... 19, 4/17/10 (STL 11, NYM 8)  
**Most Walks - Cards**..... 12, 4/8/17 vs. CIN  
**Most Walks - Cards (Extra Inn.)**..... 11, 4/17/10 vs. NYM, 20 inn.  
**Most Walks - Opp.**..... 11, twice. Last: 5/18/09 vs. MIL  
**Most Walks - Opp. (Extra Inn.)**..... 13, 7/19/15 vs. NYM, 18 inn.

**Most Errors - Cards & Opp.**... 5, six times. Last: 5/4/11 (STL 4, FLA 1)  
**Most Errors - Cards**..... 4, seven times. Last: 9/22/18 vs. SF  
**Most Errors - Opp.**..... 4, 5/1/12 vs. PIT

**Shortest Nine-Inning Game, Time**..... 1:54, 9/1/06 vs. PIT  
**Longest Nine-Inning Game, Time**..... 4:05, 9/4/19 vs. SF  
**Longest Extra-Inning Game**..... 6:53, 4/17/10 vs. NYM, 20 inn.

## CARDINALS LEADERS AT BUSCH STADIUM III

### BATTING:

GAMES	
1. Yadier Molina.....	919
2. Matt Carpenter.....	580
3. Matt Holliday.....	502
4. Albert Pujols.....	456
5. Kolten Wong.....	407

RUNS	
1. Matt Carpenter.....	358
2. Yadier Molina.....	322
2. Albert Pujols.....	312
3. Matt Holliday.....	296
5. Jon Jay.....	176

### PITCHING:

GAMES	
1. Adam Wainwright.....	192
2. Trevor Rosenthal.....	184
3. Jason Motte.....	160
4. Ryan Franklin.....	146
5. Kevin Siegrist.....	134

GAMES STARTED	
1. Adam Wainwright.....	161
2. Jaime Garcia.....	77
Lance Lynn.....	77
4. Michael Wacha.....	76
5. Kyle Lohse.....	70

HITS	
1. Yadier Molina.....	907
2. Matt Carpenter.....	551
3. Albert Pujols.....	539
4. Matt Holliday.....	523
5. Jon Jay.....	340

DOUBLES	
1. Yadier Molina.....	176
2. Matt Carpenter.....	150
3. Matt Holliday.....	125
4. Albert Pujols.....	123
5. Allen Craig.....	63

INNINGS PITCHED	
1. Adam Wainwright.....	1104.2
2. Jaime Garcia.....	490.0
3. Lance Lynn.....	484.0
4. Chris Carpenter.....	476.1
5. Michael Wacha.....	449.2

WINS	
1. Adam Wainwright.....	88
2. Lance Lynn.....	40
3. Jaime Garcia.....	34
4. Chris Carpenter.....	32
5. Michael Wacha.....	31

TRIPLES	
1. Matt Carpenter.....	15
2. Kolten Wong.....	11
3. Daniel Descalso.....	7
Jon Jay.....	7
5. Colby Rasmus.....	6
Skip Schumaker.....	6

RUNS BATTED IN	
1. Yadier Molina.....	407
2. Albert Pujols.....	356
3. Matt Holliday.....	323
4. Matt Carpenter.....	258
5. Allen Craig.....	148

STRIKEOUTS	
1. Adam Wainwright.....	948
2. Lance Lynn.....	444
3. Carlos Martinez.....	420
4. Jaime Garcia.....	408
5. Michael Wacha.....	403

SAVES	
1. Trevor Rosenthal.....	65
2. Ryan Franklin.....	46
3. Jason Isringhausen.....	43
4. Jason Motte.....	32
5. Edward Mujica.....	22



## BUSCH STADIUM III HOME RUN HISTORY

### BY TYPE

Total .....	2,017
Solo .....	1,149
2-Run.....	575
3-Run.....	239
Grand Slams .....	54
Last: <i>Ryan Braun, MIL, 9/15/19</i>	
Leadoff .....	35
Last: <i>Josh VanMeter, CIN, 8/31/19 (2)</i>	
Pinch Hit.....	66
Last: <i>Matt Wieters, STL, 9/18/19</i>	
Extra Inning.....	44
Last: <i>JT Riddle, MIA, 6/20/19 (11th)</i>	
Inside-the-Park.....	2
Last: <i>Adam Frazier (PIT), 9/9/17</i>	
Walk-Off/Game-Ending .....	35
Last: <i>Paul Goldschmidt (STL), 6/19/19 (11th)</i>	

### HOME RUN LEADERS

1. Albert Pujols .....	110
2. Matt Holliday.....	88
3. <b>Matt Carpenter</b> .....	<b>65</b>
4. <b>Yadier Molina</b> .....	<b>57</b>
5. Randal Grichuk.....	37

### MOST HOMERS - VISITORS

1. Joey Votto.....	14
Ryan Braun .....	14
3. Jay Bruce.....	13
Ryan Howard.....	13
5. Anthony Rizzo .....	12
Aramis Ramirez.....	12

By Righthanded Batters.....	1,276
By Lefthanded Batters .....	741

Home run research by John Labombarda of Elias Sports Bureau and David Vincent of SABR.



Paul Goldschmidt hit the 35th walk-off home run in Busch Stadium III history on June 19, 2019, coming in the 11th inning against the Miami Marlins. It marked the Cardinals lone walk-off home run of the 2019 season and the fifth of Goldschmidt's Major League career.



## BUSCH STADIUM II HOME RUN HISTORY

### BY TYPE

Solo .....	2,442
2-Run.....	1,277
3-Run.....	491
Grand Slams .....	106
Last: <i>David Eckstein, STL, 8/7/05</i>	
Leadoff .....	72
Last: <i>Mark Grudzielanek vs. MIL, 4/27/05</i>	
Pinch Hit.....	136
Last: <i>Chris Duncan vs. CIN, 10/2/05</i>	
Extra Inning.....	99
Last: <i>Neifi Perez, CHI, 7/24/05 (10th)</i>	
Inside-the-Park.....	36
Last: <i>Brant Brown, PIT, 5/9/99</i>	

### HOME RUN LEADERS

1. Ray Lankford .....	123
2. Mark McGwire .....	119
3. Jim Edmonds.....	111
4. Albert Pujols .....	94
5. Ted Simmons .....	81

### MOST HOMERS - CARDINALS

1. Ray Lankford .....	122
2. Mark McGwire .....	119
3. Jim Edmonds.....	111
4. Albert Pujols .....	94
5. Ted Simmons .....	81

### MOST HOMERS - VISITORS

1. Mike Schmidt.....	27
2. Sammy Sosa .....	19
Willie Stargell.....	19
4. Andre Dawson.....	17
Brian Giles .....	17


By Righthanded Batters.....	2,427
By Lefthanded Batters .....	1,889

## LONGEST CARDINAL HOME RUNS AT BUSCH STADIUM III

Distance	Player	Date/Opp.	Inning	Location
478 ft.	Randal Grichuk	6/25/17 vs. Pittsburgh	6	Left Field Upper Deck
477 ft.	Brandon Moss	6/30/16 vs. Kansas City	4	2 Rows Under RF Scoreboard
469 ft.	Matt Holliday	7/20/12 vs. Chicago (NL)	3	Left Centerfield Beyond Bleachers
467 ft.	Matt Holliday	9/12/14 vs. Colorado	1	Big Mac Land
465 ft.	Albert Pujols	8/14/11 vs. Colorado	1	Left Field Light Tower

## LONGEST OPPONENT HOME RUNS AT BUSCH STADIUM III

Distance	Player, Club	Date	Inning	Location
489 ft.	Keon Broxton, Milwaukee	6/15/17	2	Left Centerfield Bleachers
466 ft.	J.D. Martinez, Arizona	7/29/17	4	Left Centerfield Bleachers
463 ft.	Yoenis Cespedes, New York (NL)	4/24/18	5	Left Field Bleachers Over Bullpen
456 ft.	Jay Bruce, Cincinnati	9/22/15	1	Right Field Bleachers Over Bullpen
456 ft.	Paul Goldschmidt, Arizona	8/16/12	9	Left Centerfield Bleachers



On June 25, 2017 against the Pittsburgh Pirates off Chad Kuhl, Randal Grichuk hit a home run estimated at 478 feet in the 6th inning. This marked the longest home run hit by a Cardinals player at Busch Stadium III.

## LONGEST CARDINAL HOME RUNS AT BUSCH STADIUM II

Distance	Player	Date/Opp.	Inning	Location
545 ft.	Mark McGwire	5/16/98 vs. Florida	4	CF Post-Dispatch signage
527 ft.	Mark McGwire	5/12/98 vs. Milwaukee	5	LCF upper deck
517 ft.	Mark McGwire	9/16/97 vs. Los Angeles	1	Facade above LF scoreboard
514 ft.	J.D. Drew	5/16/03 vs. Chicago	5	Top of RF Diamondvision
511 ft.	Mark McGwire	7/17/98 vs. Los Angeles	1	LF upper deck

## LONGEST OPPONENT HOME RUNS AT BUSCH STADIUM II

Distance	Player, Club	Date	Inning	Location
492 ft.	Wily Mo Pena, Cincinnati	6/29/05	2	CF Batter's Eye
472 ft.	Ryan Klesko, San Diego	8/29/01	2	RF tunnel, past Power Alley
470 ft.	Richard Hidalgo, New York	8/6/04	9	LF scoreboard
468 ft.	Pete Incaviglia, Philadelphia	5/25/94	6	
468 ft.	Henry Rodriguez, Montreal	4/8/96	5	RF scoreboard



Mark McGwire hit four of the five longest home runs at Busch Stadium II including the longest home run, estimated at 545 feet, off Livan Hernandez of the Florida Marlins on May 16, 1998. The home run was McGwire's 16th of a record setting 70 during the 1998 "Great Home Run Race."

## N.L. MOST VALUABLE PLAYER AWARD

1925*	Rogers Hornsby-2b	1967	Orlando Cepeda-1b
1926*	Bob O'Farrell-c	1968	Bob Gibson-p
1928*	Jim Bottomley-1b	1971	Joe Torre-3b
1931	Frankie Frisch-2b	1979	**Keith Hernandez-1b
1934	Dizzy Dean-p	1985	Willie McGee-of
1937	Joe Medwick-of	2005	Albert Pujols-1b
1942	Mort Cooper-p	2008	Albert Pujols-1b
1943	Stan Musial-of	2009	Albert Pujols-1b
1944	Marty Marion-ss		
1946	Stan Musial-1b		
1948	Stan Musial-of		
1964	Ken Boyer-3b		

\* Prior to 1931, the League gave an award that reflected what the MVP is today

\*\*Co-recipient with Pittsburgh's Willie Stargell

## CARDINALS WHO FINISHED IN TOP 10 IN N.L. MVP VOTING

Year	Player (Rank)	Year	Player (Rank)
1931	<b>Frankie Frisch (1)</b> , Chick Hafey (5), Jimmie Wilson (6), Sparky Adams (9)	1970	Bob Gibson (4)
1933	Pepper Martin (5), Dizzy Dean (7)	1971	<b>Joe Torre (1)</b>
1934	<b>Dizzy Dean (1)</b> , Rip Collins (6), Paul Dean (T9)	1972	Ted Simmons (T10)
1935	Dizzy Dean (2), Joe Medwick (5), Pepper Martin (10)	1973	Lou Brock (6)
1936	Dizzy Dean (2), Joe Medwick (4), Leo Durocher (10)	1974	Lou Brock (2)
1937	<b>Joe Medwick (1)</b> , Johnny Mize (10)	1975	Ted Simmons (6), Al Hrabosky (8)
1939	Johnny Mize (2), Curt Davis (5), Jimmy Brown (6), Joe Medwick (7)	1977	Ted Simmons (9)
1940	Johnny Mize (2)	1979	<b>Keith Hernandez (T1)</b>
1941	Jimmy Brown (4), Ernie White (6), Johnny Hopp (8), Johnny Mize (9)	1980	George Hendrick (8)
1942	<b>Mort Cooper (1)</b> , Enos Slaughter (2), Marty Marion (7)	1981	Bruce Sutter (8)
1943	<b>Stan Musial (1)</b> , Walker Cooper (2), Mort Cooper (5)	1982	Lonnie Smith (2) Bruce Sutter (5)
1944	<b>Marty Marion (1)</b> , Stan Musial (4), Walker Cooper (8), Mort Cooper (9)	1984	Bruce Sutter (6)
1945	Whitey Kurowski (5), Marty Marion (8)	1985	<b>Willie McGee (1)</b> , Tommy Herr (5), John Tudor (T8), Jack Clark (10)
1946	<b>Stan Musial (1)</b> , Enos Slaughter (3), Howie Pollet (4)	1987	Ozzie Smith (2), Jack Clark (3)
1947	Whitey Kurowski (T9)	1989	Pedro Guerrero (3)
1948	<b>Stan Musial (1)</b> , Enos Slaughter (T7)	1991	Lee Smith (8)
1949	Stan Musial (2), Enos Slaughter (3), Red Schoendienst (10)	1996	Brian Jordan (8)
1950	Stan Musial (2)	1998	Mark McGwire (2)
1951	Stan Musial (2)	1999	Mark McGwire (5)
1952	Stan Musial (5), Enos Slaughter(6), Red Schoendienst (T10)	2000	Jim Edmonds (4)
1953	Red Schoendienst (4), Stan Musial (8)	2001	Albert Pujols (4)
1954	Stan Musial (6)	2002	Albert Pujols (2)
1955	Stan Musial (8)	2003	Albert Pujols (2)
1956	Stan Musial (9)	2004	Albert Pujols (3), Scott Rolen (4), Jim Edmonds (5)
1957	Stan Musial (2)	2005	<b>Albert Pujols (1)</b> , Chris Carpenter (8)
1959	Ken Boyer (10)	2006	Albert Pujols (2)
1960	Lindy McDaniel (5), Ken Boyer (T6), Ernie Broglio (9)	2007	Albert Pujols (9)
1961	Ken Boyer (7)	2008	<b>Albert Pujols (1)</b>
1962	Stan Musial (10)	2009	<b>Albert Pujols (1)</b>
1963	Dick Groat (2), Bill White (7)	2010	Albert Pujols (2)
1964	<b>Ken Boyer (1)</b> , Bill White (3), Lou Brock (10)	2011	Albert Pujols (5), Lance Berkman (7)
1967	<b>Orlando Cepeda (1)</b> , Tim McCarver (2), Lou Brock (7), Julian Javier (9)	2012	Yadier Molina (4)
1968	<b>Bob Gibson (1)</b> , Curt Flood (4), Lou Brock (6), Mike Shannon (7)	2013	Yadier Molina (3), Matt Carpenter (4)
		2014	Adam Wainwright (8)
		2018	Matt Carpenter (9)

Most N.L. top-10 finishes: 14, by Stan Musial.

Most seasons receiving MVP votes: 18, by Stan Musial.

Most Cardinals receiving MVP votes in one year: 12 in 1941.

## CY YOUNG AWARD

1968.....	Bob Gibson	2005.....	Chris Carpenter
1970.....	Bob Gibson		

## N.L. ROOKIE OF THE YEAR AWARD (BBWAA)

1954.....	Wally Moon-of	1985.....	Vince Coleman -of
1955.....	Bill Virdon-of	1986.....	Todd Worrell-p
1974.....	Bake McBride-of	2001.....	Albert Pujols-3b/of

## LOUISVILLE SLUGGER SILVER SLUGGER TEAM

Team selected at the conclusion of the season in a poll of N.L. managers and coaches

1980.....	Bob Forsch-p, George Hendrick-of, Keith Hernandez-1b, Ted Simmons-c, Garry Templeton-ss	2003.....	Albert Pujols-of, Edgar Renteria-ss
1983.....	George Hendrick-1b	2004.....	Jim Edmonds-of, Albert Pujols-1b
1985.....	Jack Clark-1b, Willie McGee-of	2005.....	Jason Marquis-p
1987.....	Jack Clark-1b, Bob Forsch-p, Ozzie Smith-ss	2008.....	Ryan Ludwick-of, Albert Pujols-1b
1998.....	Mark McGwire-1b	2009.....	Albert Pujols-1b
2000.....	Edgar Renteria-ss	2010.....	Matt Holliday-lf, Albert Pujols-1b
2001.....	Albert Pujols-3b	2013.....	Yadier Molina-c, Matt Carpenter-2b
2002.....	Edgar Renteria-ss, Scott Rolen-3b	2017.....	Adam Wainwright, p

## RAWLINGS GOLD GLOVE AWARD WINNERS

Team selected at the conclusion of the season in a poll of N.L. managers and coaches

1958.....	Ken Boyer-3b	1987.....	Terry Pendleton-3b, Ozzie Smith-ss
1959.....	Ken Boyer-3b	1988.....	Ozzie Smith-ss
1960.....	Bill White-1b, Ken Boyer-3b	1989.....	Terry Pendleton-3b, Ozzie Smith-ss
1961.....	Bill White-1b, Ken Boyer-3b	1990.....	Ozzie Smith-ss
1962.....	Bobby Shantz-p, Bill White-1b	1991.....	Tom Pagnozzi-c, Ozzie Smith-ss
1963.....	Bobby Shantz-p, Bill White-1b, Ken Boyer-3b, Curt Flood-of	1992.....	Tom Pagnozzi-c, Ozzie Smith-ss
1964.....	Bill White-1b, Curt Flood-of	1994.....	Tom Pagnozzi-c
1965.....	Bob Gibson-p, Bill White-1b, Curt Flood-of	2000.....	Jim Edmonds-of, Mike Matheny-c
1966.....	Bob Gibson-p, Curt Flood-of	2001.....	Jim Edmonds-of, Fernando Vina-2b
1967.....	Bob Gibson-p, Curt Flood-of	2002.....	Jim Edmonds-of, Edgar Renteria-ss, Scott Rolen-3b, Fernando Vina-2b
1968.....	Bob Gibson-p, Dal Maxvill-ss, Curt Flood-of	2003.....	Jim Edmonds-of, Mike Matheny-c, Edgar Renteria-ss, Scott Rolen-3b
1969.....	Bob Gibson-p, Curt Flood-of	2004.....	Jim Edmonds-of, Mike Matheny, c, Scott Rolen-3b
1970.....	Bob Gibson-p	2005.....	Jim Edmonds-of
1971.....	Bob Gibson-p	2006.....	Albert Pujols-1b, Scott Rolen-3b
1972.....	Bob Gibson-p	2008.....	Yadier Molina-c
1973.....	Bob Gibson-p	2009.....	Yadier Molina-c, Adam Wainwright-p
1975.....	Ken Reitz-3b	2010.....	Yadier Molina-c, Albert Pujols-1b
1978.....	Keith Hernandez-1b	2011.....	Yadier Molina-c*
1979.....	Keith Hernandez-1b	2012.....	Yadier Molina-c*
1980.....	Keith Hernandez-1b	2013.....	Yadier Molina-c, Adam Wainwright-p
1981.....	Keith Hernandez-1b	2014.....	Yadier Molina-c*
1982.....	Keith Hernandez-1b, Ozzie Smith-ss	2015.....	Jason Heyward-of, Yadier Molina-c*
1983.....	Keith Hernandez-1b, Willie McGee-of, Ozzie Smith-ss	2018.....	Yadier Molina-c
1984.....	Joaquin Andujar-p, Ozzie Smith-ss	2019.....	Kolten Wong-2b
1985.....	Willie McGee-of, Ozzie Smith-ss		
1986.....	Willie McGee-of, Ozzie Smith-ss		

\* Platinum Glove Award est. 2011, given to the best defensive player of the year from each league.

## ROLAIDS RELIEF MAN AWARD

1981.....	Bruce Sutter	1991.....	Lee Smith
1982.....	Bruce Sutter	1992.....	Lee Smith
1984.....	Bruce Sutter	1995.....	Tom Henke
1986.....	Todd Worrell		

## N.L. MANAGER OF THE YEAR AWARD (BBWAA)

1985.....	Whitey Herzog	2019.....	Mike Shildt
2002.....	Tony La Russa		

## SPORTS ILLUSTRATED'S SPORTSMAN OF THE YEAR

1957.....	Stan Musial	1998.....	*Mark McGwire
			*co-winner with Chicago Cubs' Sammy Sosa

## THE SPORTING NEWS MAJOR LEAGUE EXECUTIVE OF THE YEAR

1936.....	Branch Rickey	1964.....	Bing Devine
1942.....	Branch Rickey	2000.....	Walt Jocketty
1957.....	Frank Lane	2004.....	Walt Jocketty
1963.....	Bing Devine		

## THE SPORTING NEWS MAJOR LEAGUE PLAYER OF THE YEAR

1944.....	Marty Marion	1974.....	Lou Brock
1946.....	Stan Musial	2003.....	Albert Pujols
1951.....	Stan Musial	2008.....	Albert Pujols
1964.....	Ken Boyer	2009.....	Albert Pujols
1971.....	Joe Torre		

## THE SPORTING NEWS MAN/SPORTSMAN OF THE YEAR

1974.....	Lou Brock	1997.....	Mark McGwire
1982.....	Whitey Herzog	1998.....	*Mark McGwire
			*co-winner with Chicago Cubs' Sammy Sosa

## THE SPORTING NEWS N.L. ALL-STAR TEAM

Team selected at the conclusion of the season in a poll of N.L. players

1925.....	Jim Bottomley-1b, Rogers Hornsby-2b	1969.....	Steve Carlton-p
1926.....	Rogers Hornsby-2b, Bob O'Farrell-c, Grover Alexander-p	1970.....	Bob Gibson-p
1930.....	Frank Frisch-2b	1971.....	Steve Carlton-p, Joe Torre-3b
1931.....	Frank Frisch-2b	1974.....	Lou Brock-of
1934.....	Dizzy Dean-p	1977.....	Garry Templeton-ss, Ted Simmons-c
1935.....	Joe Medwick-of, Pepper Martin-3b, Dizzy Dean-p	1978.....	Ted Simmons-c
1936.....	Joe Medwick-of, Dizzy Dean-p	1979.....	Keith Hernandez-1b, Ted Simmons-c, Garry Templeton-ss
1937.....	Joe Medwick-of	1980.....	George Hendrick-of, Keith Hernandez-1b, Garry Templeton-ss
1938.....	Joe Medwick-of	1982.....	Ozzie Smith-ss, Lonnie Smith-of
1939.....	Joe Medwick-of	1983.....	George Hendrick-1b
1942.....	Enos Slaughter-of, Mort Cooper-p	1984.....	Ozzie Smith-ss
1943.....	Stan Musial-of, Walker Cooper-c, Mort Cooper-p	1985.....	Tom Herr-2b, Willie McGee-of, Ozzie Smith-ss, John Tudor-p
1944.....	Stan Musial-of, Ray Sanders-1b, Marty Marion-ss, Walker Cooper-c, Mort Cooper-p	1986.....	Ozzie Smith-ss
1945.....	Marty Marion-ss, Whitey Kurowski-3b	1987.....	Jack Clark-1b, Ozzie Smith-ss
1946.....	Enos Slaughter-of, Stan Musial-1b	1991.....	Lee Smith-p
1948.....	Stan Musial-of, Harry Brecheen-p	1998.....	Mark McGwire-1b
1949.....	Stan Musial-of	2000.....	Edgar Renteria-ss
1950.....	Stan Musial-of	2002.....	Edgar Renteria-ss, Scott Rolen-3b
1951.....	Stan Musial-of	2003...	Albert Pujols-of, Edgar Renteria-ss, Scott Rolen-3b
1952.....	Stan Musial-of	2004.....	Jim Edmonds-of, Albert Pujols-1b, Edgar Renteria-ss, Scott Rolen-3b
1953.....	Stan Musial-of, Red Schoendienst-2b	2005.....	Chris Carpenter-p, Albert Pujols-1b
1954.....	Stan Musial-of	2006.....	Chris Carpenter-p
1956.....	Ken Boyer-3b	2008.....	Ryan Ludwick-of, Albert Pujols-1b
1957.....	Stan Musial-1b	2009.....	Ryan Franklin-rhp, Yadier Molina-c, Albert Pujols-1b
1958.....	Stan Musial-1b	2010.....	Matt Holliday-of
1960.....	Ernie Broglio-p	2012.....	Matt Holliday-of
1961.....	Ken Boyer-3b	2013.....	Yadier Molina-c, Matt Carpenter-2b
1962.....	Ken Boyer-3b	2014.....	Jhonny Peralta-ss
1963.....	Bill White-1b, Ken Boyer-3b, Dick Groat-ss		
1964.....	Bill White-1b, Ken Boyer-3b, Dick Groat-ss		
1967.....	Orlando Cepeda-1b, Tim McCarver-c		
1968.....	Curt Flood-of, Bob Gibson-p		



## DARRYL KILE AWARD

At its annual dinner in January of 2003, the St. Louis Chapter of the Baseball Writers Association of America announced the creation of the Darryl Kile Award. It is given annually to the Cardinal player, by vote of his teammates, who demonstrates the qualities that Darryl brought to the clubhouse every day: those of a good teammate, a great friend, a fine father and a humble man.

A veteran of 331 big league starts, Darryl was never on the disabled list at the Major League level and prided himself on never missing a start. The award was not given in 2002 in honor of Darryl.



**MIKE  
MATHENY**  
2003



**WOODY  
WILLIAMS**  
2004



**CAL  
ELDRED**  
2005



**CHRIS  
CARPENTER**  
2006



**RUSS  
SPRINGER**  
2007



**ADAM  
WAINWRIGHT**  
2008



**SKIP  
SCHUMAKER**  
2009



**MATT  
HOLLIDAY**  
2010



**LANCE  
BERKMAN**  
2011



**JAKE  
WESTBROOK**  
2012



**JASON  
MOTTE**  
2013



**MARK  
ELLIS**  
2014



**YADIER  
MOLINA**  
2015



**JONATHAN  
BROXTON**  
2016



**ZACH  
DUKE**  
2017



**MILES  
MIKOLAS**  
2018



**PAUL  
GOLDSCHMIDT**  
2019

## ROBERTO CLEMENTE AWARD



**1974**  
**LOU**  
**BROCK**



**2013**  
**CARLOS**  
**BELTRAN**



**1995**  
**OZZIE SMITH**



**2008**  
**ALBERT PUJOLS**



**2018 YADIER MOLINA**



Honoring his outstanding relief efforts in Puerto Rico, Yadier Molina's family accepts the 2018 Roberto Clemente Award before Game 2 of the World Series, October 24, 2018.

## TALE OF 10,000 TRIUMPHS

On June 25, 2018, the St. Louis Cardinals won their 10,000th regular-season game as a member of the National League with a 4-0 victory over the Cleveland Indians at Busch Stadium.

The Cardinals became the sixth N.L. franchise to reach that plateau, following the Braves, Cubs, Dodgers, Giants, and Pirates. The Yankees also boast 10,000 wins.

After playing in the American Association from 1881-91, St. Louis became a charter member of the newly reorganized N.L. in 1892. The club was known as the Browns (1892-98) and Perfectos (1899) before becoming the Cardinals in 1900.

### Win No. 1

April 15, 1892  
St. Louis Browns 9, Pittsburgh Pirates 3  
Sportsman's Park  
Manager: Jack Glasscock  
Winning Pitcher: N/A

### Win No. 1,000

June 2, 1910  
St. Louis Cardinals 4, Philadelphia Phillies 3  
Baker Bowl  
Manager: Roger Bresnahan  
Winning Pitcher: Johnny Lush

### Win No. 2,000

August 4, 1924  
St. Louis Cardinals 4, Boston Braves 1  
Braves Field  
Manager: Branch Rickey  
Winning Pitcher: Leo Dickerman

### Win No. 3,000

May 2, 1936  
St. Louis Cardinals 4, Brooklyn Dodgers 0  
Sportsman's Park  
Manager: Frankie Frisch  
Winning Pitcher: Bill Walker

### Win No. 4,000

September 8, 1946 – Game 1  
St. Louis Cardinals 5, Pittsburgh Pirates 4 (11 inn)  
Sportsman's Park  
Manager: Eddie Dyer  
Winning Pitcher: Red Munger

### Win No. 5,000

May 15, 1959  
St. Louis Cardinals 8, Philadelphia Phillies 2  
Busch Stadium I  
Manager: Solly Hemus  
Winning Pitcher: Vinegar Bend Mizell

### Win No. 6,000

August 17, 1970  
St. Louis Cardinals 11, Los Angeles Dodgers 8  
Busch Stadium II  
Manager: Red Schoendienst  
Winning Pitcher: Bob Gibson

### Win No. 7,000

June 17, 1983  
St. Louis Cardinals 7, Chicago Cubs 2  
Busch Stadium II  
Manager: Whitey Herzog  
Winning Pitcher: Bob Forsch

### Win No. 8,000

September 12, 1995  
St. Louis Cardinals 10, San Francisco Giants 4  
Busch Stadium II  
Manager: Mike Jorgensen  
Winning Pitcher: Rich DeLucia

### Win No. 9,000

May 14, 2007  
St. Louis Cardinals 8, Los Angeles 4  
Dodger Stadium  
Manager: Tony La Russa  
Winning Pitcher: Brad Thompson

### Win No. 10,000

June 25, 2018  
St. Louis Cardinals 4, Cleveland Indians 0  
Busch Stadium III  
Manager: Mike Matheny  
Winning Pitcher: John Gant



## CARDINALS SELECTED FOR ALL-STAR GAME

1933	Frank Frisch- 2b, Bill Hallahan-p, Pepper Martin-3b, Jim Wilson-c	1959	(1st Game) Ken Boyer-3b, Joe Cunningham-of, Wilmer Mizell-p, Stan Musial-1b, Hal Smith-c, Bill White-of (2nd Game) Ken Boyer-3b, Joe Cunningham-of, Wilmer Mizell-p, Stan Musial-1b, Hal Smith-c
1934	Dizzy Dean-p, Frank Frisch-2b, Pepper Martin-3b, Joe Medwick-of	1960	(Both Games) Ken Boyer-3b, Larry Jackson-p, Lindy McDaniel-p, Stan Musial-of, Bill White-1b
1935	Frank Frisch-manager and 2b, Rip Collins-1b, Dizzy Dean-p, Pepper Martin-3b, Joe Medwick-of, Bill Walker-p, Burgess Whitehead-2b	1961	(Both Games) Ken Boyer-3b, Stan Musial-of, Bill White-1b
1936	Rip Collins-1b, Dizzy Dean-p, Leo Durocher-ss, Stu Martin-2b, Joe Medwick-of	1962	(Both Games) Ken Boyer-3b, Bob Gibson-p, Stan Musial-of
1937	Dizzy Dean-p, Pepper Martin-of, Joe Medwick-of, Johnny Mize-1b	1963	Ken Boyer-3b, Dick Groat-ss, ^Julian Javier-2b, Stan Musial-of, Bill White-1b
1938	Joe Medwick-of	1964	Ken Boyer-3b, Curt Flood-of, Dick Groat-ss, Bill White-1b
1939	Curt Davis-p, Joe Medwick-of, Johnny Mize-1b, Terry Moore-of, Lon Warneke-p	1965	Bob Gibson-p
1940	Johnny Mize-1b, Terry Moore-of	1966	Curt Flood-of, Bob Gibson-p, Tim McCarver-c
1941	Johnny Mize-1b, Terry Moore-of, Enos Slaughter-of, Lon Warneke-p	1967	Lou Brock-of, Orlando Cepeda-1b, Bob Gibson-p, Tim McCarver-c
1942	Jim Brown-2b, Mort Cooper-p, Walker Cooper-c, Terry Moore-of, Enos Slaughter-of	1968	Red Schoendienst-manager, Steve Carlton-p, Curt Flood-of, Bob Gibson-p, Julian Javier-2b
1943	Billy Southworth-manager, Mort Cooper-p, Walker Cooper-c, Whitey Kurowski-3b, Max Lanier-p, Marty Marion-ss, Stan Musial-of, Howie Pollet-p, Harry Walker-of	1969	Red Schoendienst-manager, Steve Carlton-p, Bob Gibson-p
1944	Billy Southworth-manager, Walker Cooper-c, Whitey Kurowski-3b, Max Lanier-p, Marty Marion-ss, Red Munger-p, Stan Musial-of	1970	Rich Allen-1b, Bob Gibson-p, Joe Torre-c
1945	No game	1971	Joe Torre-3b, Steve Carlton-p, Lou Brock of
1946	Whitey Kurowski-3b, Marty Marion-ss, Stan Musial-of, Howie Pollet-p, Red Schoendienst-2b, Enos Slaughter-of	1972	Bob Gibson-p, Lou Brock-of, Joe Torre-3b, Ted Simmons-c, Red Schoendienst-coach
1947	Eddie Dyer-manager, Harry Brecheen-p, ^Whitey Kurowski-3b, Marty Marion-ss, Red Munger-p, Stan Musial-1b, Enos Slaughter-of	1973	Rick Wise-p, Joe Torre-3b, Ted Simmons-c
1948	Harry Brecheen-p, Marty Marion-ss, Stan Musial-of, Red Schoendienst-2b, Enos Slaughter-of	1974	Ted Simmons-c, Lou Brock-of, Reggie Smith-of, Lynn McGlothen-p, Red Schoendienst-coach
1949	Eddie Kazak*-3b, Marty Marion-ss, Red Munger-p, Stan Musial-of, Howie Pollet-p, Red Schoendienst-2b, Enos Slaughter-of	1975	Lou Brock-of, Reggie Smith-of, Red Schoendienst-coach
1950	Marty Marion-ss, Stan Musial-1b, Red Schoendienst-2b, Enos Slaughter-of	1976	Bake McBride-of
1951	Stan Musial-of, Red Schoendienst-2b, Enos Slaughter-of, Wally Westlake-of	1977	Ted Simmons-c, Garry Templeton-ss
1952	Stan Musial-of, Red Schoendienst-2b, Enos Slaughter-of, Gerry Staley-p	1978	Ted Simmons-c
1953	Harvey Haddix*-p, Stan Musial-of, Del Rice-c, Red Schoendienst-2b, Enos Slaughter-of	1979	Lou Brock-of, Keith Hernandez-1b, Ted Simmons-c, Garry Templeton-ss, Dave Ricketts-coach
1954	Harvey Haddix-p, Ray Jablonski-3b, Stan Musial-of, Red Schoendienst-2b	1980	George Hendrick-of, Keith Hernandez-1b, Ken Reitz-3b
1955	Luis Arroyo*-p, Harvey Haddix-p, Stan Musial-1b, Red Schoendienst-2b	1981	Bruce Sutter-p
1956	Ken Boyer-3b, Stan Musial-of, Rip Repulski-of	1982	Ozzie Smith-ss, Lonnie Smith-of, Gene Gieselman-trainer
1957	Larry Jackson-p, Wally Moon-of, Stan Musial-1b, Hal Smith-c	1983	Ozzie Smith-ss, Willie McGee-of, George Hendrick-of, Whitey Herzog-manager, Chuck Hiller-coach, Dave Ricketts-coach
1958	Don Blasingame-2b, Larry Jackson-p, Stan Musial-1b	1984	Joaquin Andujar-p, Ozzie Smith-ss, Bruce Sutter-p
		1985	Joaquin Andujar-p, Jack Clark-1b, Tom Herr-2b, Willie McGee-of, Ozzie Smith-ss
		1986	Ozzie Smith-ss, Whitey Herzog-manager, Mike Roarke-coach
		1987	Jack Clark-1b, Willie McGee-of, Ozzie Smith-ss, Gene Gieselman-trainer
		1988	Whitey Herzog-manager, Rich Hacker-coach, Nick Leyva-coach, Johnny Lewis-coach, Vince Coleman-of, Willie McGee-of, Ozzie Smith-ss, Todd Worrell-p
		1989	Vince Coleman-of, Pedro Guerrero-dh, Tony Pena-c, Ozzie Smith-ss
		1990	Ozzie Smith-ss



## CARDINALS SELECTED FOR ALL-STAR GAME (Continued)

1991	Felix Jose-of, Lee Smith-p, Ozzie Smith-ss
1992	Tom Pagnozzi-c, Lee Smith-p, Ozzie Smith-ss, Bob Tewksbury-p, Joe Torre-coach
1993	Gregg Jefferies-1b, Lee Smith-p, Gene Gieselmann-trainer
1994	Gregg Jefferies-1b, Ozzie Smith-ss
1995	Tom Henke-p, Ozzie Smith-ss
1996	Ozzie Smith-ss
1997	Ray Lankford-of, ^Royce Clayton-ss
1998	Mark McGwire-1b
1999	Kent Bottenfield-p, Mark McGwire-1b
2000	Jim Edmonds-of, Mark McGwire-1b, Darryl Kile-p, ^Edgar Renteria-ss, Brad Henderson-trainer
2001	Matt Morris-p, Albert Pujols*-3b
2002	Matt Morris-p
2003	Jim Edmonds-of, Albert Pujols-of, Edgar Renteria-ss, Scott Rolen-3b, Woody Williams-p, Tony La Russa-coach
2004	Albert Pujols-1b, Edgar Renteria-ss, Scott Rolen-3b
2005	Chris Carpenter-p, David Eckstein-ss, Jim Edmonds-cf, Jason Istringhausen-p, Albert Pujols-1b, +Scott Rolen-3b, Tony La Russa-manager, Dave Duncan-coach, Marty Mason-coach, Dave McKay-coach, Jose Oquendo-coach, Joe Pettini-coach, Barry Weinberg-trainer
2006	Chris Carpenter-p, ^David Eckstein-ss, Albert Pujols-1b, Scott Rolen-3b

2007	Albert Pujols-1b, Tony La Russa-manager, Dave Duncan-coach, Marty Mason-coach, Dave McKay-coach, Joe Pettini-coach
2008	Ryan Ludwick-of, Albert Pujols-1b
2009	Ryan Franklin-p, Yadier Molina-c, Albert Pujols-1b, Tony La Russa-manager, Barry Weinberg-trainer
2010	Chris Carpenter-p, Matt Holliday-of, Yadier Molina-c, Albert Pujols-1b, Adam Wainwright-p
2011	Lance Berkman-of, Matt Holliday-of, Yadier Molina-c
2012	Carlos Beltran-of, David Freese-3b, Rafael Furcal-ss, ^Matt Holliday-of, Lance Lynn-p, Yadier Molina-c, Tony La Russa-manager, Mike Aldrete-coach, Dave Duncan-coach, Derek Lilliquist-coach, Mark McGwire-coach, Jose Oquendo-coach
2013	Carlos Beltran-of, Matt Carpenter-2b, Allen Craig-1b, Yadier Molina-c, Edward Mujica-p, Adam Wainwright-p
2014	Matt Carpenter-3b, Pat Neshek-rhp, +Yadier Molina-c, Adam Wainwright-p, Mike Matheny-manager, Mike Aldrete-coach, Blaise Ilesley-coach, Derek Lilliquist-coach, John Mabry-coach, Chris Maloney-coach, Jose Oquendo-coach, Greg Hauck-trainer
2015	Matt Holliday-of, Carlos Martinez-p, Yadier Molina-c, Jhonny Peralta-ss, Trevor Rosenthal-p, Michael Wacha-p
2016	Matt Carpenter-3b, +^Aledmys Diaz-ss
2017	Carlos Martinez-p, Yadier Molina-c
2018	Miles Mikolas-p, +Yadier Molina-c
2019	Paul DeJong-ss

\*Denotes rookie

^Kurowski replaced Boston's Bob Elliott on the 1947 squad; Javier replaced Pittsburgh's Bill Mazeroski in 1963; Clayton replaced Cincinnati's Barry Larkin in 1997; Renteria replaced Mark McGwire in 2000; Eckstein replaced New York's Jose Reyes in 2006; Holliday replaced Yadier Molina in 2012 +Houston's Morgan Ensberg replaced Rolen in 2005; Arizona's Miguel Montero replaced Molina in 2014; Aledmys Diaz replaced Matt Carpenter in 2016. Yadier Molina replaced San Francisco's Buster Posey in 2018



Shortstop Paul DeJong was the Cardinals' lone representative at the 90th Major League Baseball All-Star Game at Progressive Field in Cleveland, July 9, 2019. DeJong walked in his lone plate appearance, stole third base and turned two double plays in his three innings defensively.



## CARDINALS WORLD SERIES GAME RESULTS

### 1926 - Cardinals 4, New York 3

Oct. 2 Cardinals 1, at New York 2  
 Oct. 3 Cardinals 6, at New York 2  
 Oct. 5 at Cardinals 4, New York 0  
 Oct. 6 at Cardinals 5, New York 10  
 Oct. 7 at Cardinals 2, New York 3  
 Oct. 9 Cardinals 10, at New York 2  
 Oct. 10 Cardinals 3, at New York 2

### 1928 - Cardinals 0, New York 4

Oct. 4 Cardinals 1, at New York 4  
 Oct. 5 Cardinals 3, at New York 9  
 Oct. 7 at Cardinals 3, New York 7  
 Oct. 9 at Cardinals 3, New York 7

### 1930 - Cardinals 2, Philadelphia 4

Oct. 1 Cardinals 2, at Philadelphia 5  
 Oct. 2 Cardinals 1, at Philadelphia 6  
 Oct. 4 at Cardinals 5, Philadelphia 0  
 Oct. 5 at Cardinals 3, Philadelphia 1  
 Oct. 6 at Cardinals 0, Philadelphia 2  
 Oct. 8 Cardinals 1, at Philadelphia 7

### 1931 - Cardinals 4, Philadelphia 3

Oct. 1 at Cardinals 2, Philadelphia 6  
 Oct. 2 at Cardinals 2, Philadelphia 0  
 Oct. 4 Cardinals at Philadelphia, rain  
 Oct. 5 Cardinals 5, at Philadelphia 2  
 Oct. 6 Cardinals 0, at Philadelphia 3  
 Oct. 7 Cardinals 5, at Philadelphia 1  
 Oct. 9 at Cardinals 1, Philadelphia 8  
 Oct. 10 at Cardinals 4, Philadelphia 2

### 1934 - Cardinals 4, Detroit 3

Oct. 3 Cardinals 8, at Detroit 3  
 Oct. 4 Cardinals 2, at Detroit 3 (12)  
 Oct. 5 at Cardinals 4, Detroit 1  
 Oct. 6 at Cardinals 4, Detroit 10  
 Oct. 7 at Cardinals 1, Detroit 3  
 Oct. 8 Cardinals 4, at Detroit 3  
 Oct. 9 Cardinals 11, at Detroit 0

### 1942 - Cardinals 4, New York 1

Sept. 30 at Cardinals 4, New York 7  
 Oct. 1 at Cardinals 4, New York 3  
 Oct. 2 Cardinals 2, at New York 0  
 Oct. 4 Cardinals 9, at New York 6  
 Oct. 5 Cardinals 4, at New York 2

### 1943 - Cardinals 1, New York 4

Oct. 5 Cardinals 2, at New York 4  
 Oct. 6 Cardinals 4, at New York 3  
 Oct. 7 Cardinals 2, at New York 6  
 Oct. 10 at Cardinals 1, New York 2  
 Oct. 11 at Cardinals 0, New York 2

### 1944 - Cardinals 4, Browns 2

Oct. 4 at Cardinals 1, Browns 2  
 Oct. 5 at Cardinals 3, Browns 2 (11)  
 Oct. 6 Cardinals 2, at Browns 6  
 Oct. 7 Cardinals 5, at Browns 1  
 Oct. 8 Cardinals 2, at Browns 0  
 Oct. 9 at Cardinals 3, Browns 1

### 1946 - Cardinals 4, Boston 3

Oct. 6 at Cardinals 2, Boston 3 (10)  
 Oct. 7 at Cardinals 3, Boston 0  
 Oct. 9 Cardinals 0, at Boston 4  
 Oct. 10 Cardinals 12, at Boston 3  
 Oct. 11 Cardinals 3, at Boston 6  
 Oct. 13 at Cardinals 4, Boston 1  
 Oct. 15 at Cardinals 4, Boston 3

### 1964 - Cardinals 4, New York 3

Oct. 7 at Cardinals 9, New York 5  
 Oct. 8 at Cardinals 3, New York 8  
 Oct. 10 Cardinals 1, at New York 2  
 Oct. 11 Cardinals 4, at New York 3  
 Oct. 12 Cardinals 5, at New York 2 (10)  
 Oct. 14 at Cardinals 3, New York 8  
 Oct. 15 at Cardinals 7, New York 5

### 1967 - Cardinals 4, Boston 3

Oct. 4 Cardinals 2, at Boston 1  
 Oct. 5 Cardinals 0, at Boston 5  
 Oct. 7 at Cardinals 5, Boston 2  
 Oct. 8 at Cardinals 6, Boston 0  
 Oct. 9 at Cardinals 1, Boston 3  
 Oct. 11 Cardinals 4, at Boston 8  
 Oct. 12 Cardinals 7, at Boston 2

### 1968 - Cardinals 3, Detroit 4

Oct. 2 at Cardinals 4, Detroit 0  
 Oct. 3 at Cardinals 1, Detroit 8  
 Oct. 5 Cardinals 7, at Detroit 3  
 Oct. 6 Cardinals 10, at Detroit 1  
 Oct. 7 Cardinals 3, at Detroit 5  
 Oct. 9 at Cardinals 1, Detroit 13  
 Oct. 10 at Cardinals 1, Detroit 4

### 1982 - Cardinals 4, Milwaukee 3

Oct. 12 at Cardinals 0, Milwaukee 10  
 Oct. 13 at Cardinals 5, Milwaukee 4  
 Oct. 15 Cardinals 6, at Milwaukee 2  
 Oct. 16 Cardinals 5, at Milwaukee 7  
 Oct. 17 Cardinals 4, at Milwaukee 6  
 Oct. 19 at Cardinals 13, Milwaukee 1  
 Oct. 20 at Cardinals 6, Milwaukee 3

### 1985 - Cardinals 3, Kansas City 4

Oct. 19 Cardinals 3, at Kansas City 1  
 Oct. 20 Cardinals 4, at Kansas City 2  
 Oct. 22 at Cardinals 1, Kansas City 6  
 Oct. 23 at Cardinals 3, Kansas City 0  
 Oct. 24 at Cardinals 1, Kansas City 6  
 Oct. 26 Cardinals 1, at Kansas City 2  
 Oct. 27 Cardinals 0, at Kansas City 11

### 1987 - Cardinals 3, Minnesota 4

Oct. 17 Cardinals 1, at Minnesota 10  
 Oct. 18 Cardinals 4, at Minnesota 8  
 Oct. 20 at Cardinals 3, Minnesota 1  
 Oct. 21 at Cardinals 7, Minnesota 2  
 Oct. 22 at Cardinals 4, Minnesota 2  
 Oct. 24 Cardinals 5, at Minnesota 11  
 Oct. 25 Cardinals 2, at Minnesota 4

### 2004 - Cardinals 0, Boston 4

Oct. 23 Cardinals 9, at Boston 11  
 Oct. 24 Cardinals 2, at Boston 6  
 Oct. 26 at Cardinals 1, Boston 4  
 Oct. 27 at Cardinals 0, Boston 3

### 2006 - Cardinals 4, Detroit 1

Oct. 21 Cardinals 7, at Detroit 2  
 Oct. 22 Cardinals 1, at Detroit 3  
 Oct. 24 at Cardinals 5, Detroit 0  
 Oct. 25 Detroit at Cardinals, rain  
 Oct. 26 at Cardinals 5, Detroit 4  
 Oct. 27 at Cardinals 4, Detroit 2

### 2011 - Cardinals 4, Texas 3

Oct. 19 at Cardinals 3, Texas 2  
 Oct. 20 at Cardinals 1, Texas 2  
 Oct. 22 Cardinals 16, at Texas 7  
 Oct. 23 Cardinals 0, at Texas 4  
 Oct. 24 Cardinals 2, at Texas 4  
 Oct. 26 Texas at Cardinals, rain  
 Oct. 27 at Cardinals 10, Texas 9 (11)  
 Oct. 28 at Cardinals 6, Texas 2

### 2013 - Cardinals 2, Boston 4

Oct. 23 Cardinals 1, at Boston 8  
 Oct. 24 Cardinals 4, at Boston 2  
 Oct. 26 at Cardinals 5, Boston 4  
 Oct. 27 at Cardinals 2, Boston 4  
 Oct. 28 at Cardinals 1, Boston 3  
 Oct. 30 Cardinals 1, at Boston 6

## CARDINALS WORLD SERIES BATTING ALL-TIME TOP 5

### BATTING AVERAGE

1. Pepper Martin..... .418
  2. Lou Brock ..... .391
  3. Julian Javier..... .346
  4. **Yadier Molina**..... .328
  5. Tim McCarver..... .311
- (two series, 50 plate appearances)

### GAMES

1. Jim Bottomley .....24
- Frankie Frisch.....24
3. Chick Hafey .....23
- Whitey Kurowski.....23
- Marty Marion .....23
- Stan Musial.....23

### AT-BATS

1. Frankie Frisch.....95
2. Jim Bottomley .....90
3. Chick Hafey .....88
4. Lou Brock .....87
5. Stan Musial.....86
- Curt Flood.....86

### RUNS

1. Lou Brock .....16
2. Pepper Martin.....14
3. Whitey Kurowski.....12
- Albert Pujols .....12
- Mike Shannon .....12

### HITS

1. Lou Brock .....34
2. Pepper Martin .....23
- Tim McCarver .....23
- Willie McGee .....23
5. **Yadier Molina**.....22
- Stan Musial.....22

### TOTAL BASES

1. Lou Brock .....57
2. Tim McCarver .....37
3. Willie McGee .....36
4. Pepper Martin .....35
5. Stan Musial.....34

### DOUBLES

1. Lou Brock .....7
- Chick Hafey .....7
- Pepper Martin .....7
- Stan Musial.....7
- Marty Marion .....7

### TRIPLES

1. Tim McCarver .....3
2. Lou Brock .....2
3. 22 players with.....1

### HOME RUNS

1. Lou Brock .....4
- Albert Pujols .....4
3. Allen Craig .....3
- Willie McGee .....3
- Mike Shannon .....3

### RUNS BATTED IN

1. Lou Brock .....13
2. **Yadier Molina**.....12
3. Marty Marion .....11
- Tim McCarver.....11
- Willie McGee .....11

### STOLEN BASES

1. Lou Brock .....14
2. Pepper Martin.....7
3. Vince Coleman .....6
4. Frankie Frisch.....4
- Ozzie Smith .....4

### BASES ON BALLS

1. Stan Musial.....12
- Albert Pujols .....12
3. Tim McCarver.....10
4. Ray Sanders.....9
- Ozzie Smith .....9

## CARDINALS WORLD SERIES PITCHING ALL-TIME TOP 5

### GAMES

1. Bob Gibson.....9
2. Ken Dayley .....8
3. Seven players with .....7

### INNINGS PITCHED

1. Bob Gibson..... 81.0
2. Mort Cooper ..... 45.0
3. Bill Hallahan..... 39.2
4. Burleigh Grimes..... 34.2
5. Harry Brecheen ..... 32.2

### EARNED-RUN AVERAGE

1. Harry Brecheen ..... 0.83
  2. Bill Hallahan..... 1.36
  3. Jesse Haines..... 1.67
  4. Max Lanier ..... 1.71
  5. Dizzy Dean ..... 1.73
- (25 innings pitched)

### SHUTOUTS

1. Bob Gibson.....2
- Bill Hallahan.....2
3. Six players with.....1

### FEWEST HITS PER NINE INNINGS

1. Burleigh Grimes..... 4.93
  2. Bob Gibson..... 6.11
  3. Bill Hallahan..... 6.58
  4. Chris Carpenter ..... 6.67
  5. Jesse Haines..... 6.68
- (two series, 25 innings pitched)

### WINS

1. Bob Gibson.....7
2. Harry Brecheen .....4
3. Chris Carpenter .....3
- Bill Hallahan.....3
- Jesse Haines.....3
- John Tudor .....3

### COMPLETE GAMES

1. Bob Gibson.....8
2. Harry Brecheen .....3
- Bill Hallahan.....3
- Burleigh Grimes.....3
5. Six pitchers with.....2

### STRIKEOUTS

1. Bob Gibson.....92
2. Mort Cooper .....35
3. Bill Hallahan.....27
4. Max Lanier.....25
5. Burleigh Grimes.....24

### FEWEST WALKS PER NINE INNINGS

1. Chris Carpenter..... 1.67
  2. Dizzy Dean ..... 1.73
  3. Bob Gibson..... 1.89
  4. Mort Cooper ..... 2.40
  5. Grover Alexander ..... 2.84
- (25 innings pitched)

### SAVES

1. Todd Worrell.....3
2. Bruce Sutter.....2
3. 12 pitchers with.....1

## CARDINALS NLCS GAME RESULTS

### 1982 - Cardinals 3, Atlanta 0

Oct. 6	.....	Atlanta at Cardinals, rain
Oct. 7	.....	at Cardinals 7, Atlanta 0
Oct. 8	.....	Atlanta at Cardinals, rain
Oct. 9	.....	at Cardinals 4, Atlanta 3
Oct. 10	.....	Cardinals 6, at Atlanta 2

### 1985 - Cardinals 4, Los Angeles 2

Oct. 9	.....	Cardinals 1, at Los Angeles 4
Oct. 10	.....	Cardinals 2, at Los Angeles 8
Oct. 12	.....	at Cardinals 4, Los Angeles 2
Oct. 13	.....	at Cardinals 12, Los Angeles 2
Oct. 14	.....	at Cardinals 3, Los Angeles 2
Oct. 16	.....	Cardinals 7, at Los Angeles 5

### 1987 - Cardinals 4, San Francisco 3

Oct. 6	.....	at Cardinals 5, San Francisco 3
Oct. 7	.....	at Cardinals 0, San Francisco 5
Oct. 9	.....	Cardinals 6, at San Francisco 5
Oct. 10	.....	Cardinals 2, at San Francisco 4
Oct. 11	.....	Cardinals 3, at San Francisco 6
Oct. 13	.....	at Cardinals 1, San Francisco 0
Oct. 14	.....	at Cardinals 6, San Francisco 0

### 1996 - Cardinals 3, Atlanta 4

Oct. 9	.....	Cardinals 2, at Atlanta 4
Oct. 10	.....	Cardinals 8, at Atlanta 3
Oct. 12	.....	at Cardinals 3, Atlanta 2
Oct. 13	.....	at Cardinals 4, Atlanta 3
Oct. 14	.....	at Cardinals 0, Atlanta 14
Oct. 16	.....	Cardinals 1, at Atlanta 3
Oct. 17	.....	Cardinals 0, at Atlanta 15

### 2000 - Cardinals 1, New York 4

Oct. 11	.....	at Cardinals 2, New York 6
Oct. 12	.....	at Cardinals 5, New York 6
Oct. 14	.....	Cardinals 8, at New York 2
Oct. 15	.....	Cardinals 6, at New York 10
Oct. 16	.....	Cardinals 0, at New York 7

### 2002 - Cardinals 1, San Francisco 4

Oct. 9	.....	at Cardinals 6, San Francisco 9
Oct. 10	.....	at Cardinals 1, San Francisco 4
Oct. 12	.....	Cardinals 5, at San Francisco 4
Oct. 13	.....	Cardinals 3, at San Francisco 4
Oct. 14	.....	Cardinals 1, at San Francisco 2

### 2004 - Cardinals 4, Houston 3

Oct. 13	.....	at Cardinals 10, Houston 7
Oct. 14	.....	at Cardinals 6, Houston 4
Oct. 16	.....	Cardinals 2, at Houston 5
Oct. 17	.....	Cardinals 5, at Houston 6
Oct. 18	.....	Cardinals 0, at Houston 3
Oct. 20	.....	(12 inn.) at Cardinals 6, Houston 4
Oct. 21	.....	at Cardinals 5, Houston 2

### 2005 - Cardinals 2, Houston 4

Oct. 12	.....	at Cardinals 5, Houston 3
Oct. 13	.....	at Cardinals 1, Houston 4
Oct. 15	.....	Cardinals 3, at Houston 4
Oct. 16	.....	Cardinals 1, at Houston 2
Oct. 17	.....	Cardinals 5, at Houston 4
Oct. 19	.....	at Cardinals 1, Houston 5

### 2006 - Cardinals 4, New York 3

Oct. 11	.....	Cardinals at New York, rain
Oct. 12	.....	Cardinals 0, at New York 2
Oct. 13	.....	Cardinals 9, at New York 6
Oct. 14	.....	at Cardinals 5, New York 0
Oct. 15	.....	at Cardinals 5, New York 12
Oct. 16	.....	New York at Cardinals, rain
Oct. 17	.....	at Cardinals 4, New York 2
Oct. 18	.....	Cardinals 2, at New York 4
Oct. 19	.....	Cardinals 3, at New York 1

### 2011 - Cardinals 4, Milwaukee 2

Oct. 9	.....	Cardinals 6, at Milwaukee 9
Oct. 10	.....	Cardinals 12, at Milwaukee 3
Oct. 12	.....	at Cardinals 4, Milwaukee 3
Oct. 13	.....	at Cardinals 2, Milwaukee 4
Oct. 14	.....	at Cardinals 7, Milwaukee 1
Oct. 16	.....	Cardinals 12, at Milwaukee 6

### 2012 - Cardinals 3, San Francisco 4

Oct. 14	.....	Cardinals 6, at San Francisco 4
Oct. 15	.....	Cardinals 1, at San Francisco 7
Oct. 17	.....	at Cardinals 3, San Francisco 1
Oct. 18	.....	at Cardinals 8, San Francisco 3
Oct. 19	.....	at Cardinals 0, San Francisco 5
Oct. 21	.....	Cardinals 1, at San Francisco 6
Oct. 22	.....	Cardinals 0, at San Francisco 9

### 2013 - Cardinals 4, Los Angeles 2

Oct. 11	.....	(13 inn.) at Cardinals 3, Los Angeles 2
Oct. 12	.....	at Cardinals 1, Los Angeles 0
Oct. 14	.....	Cardinals 0, at Los Angeles 3
Oct. 15	.....	Cardinals 4, at Los Angeles 2
Oct. 16	.....	Cardinals 4, at Los Angeles 6
Oct. 18	.....	at Cardinals 9, Los Angeles 0

### 2014 - Cardinals 1, San Francisco 4

Oct. 11	.....	at Cardinals 0, San Francisco 3
Oct. 12	.....	at Cardinals 5, San Francisco 4
Oct. 14	.....	(10 inn.) Cardinals 4, at San Francisco 5
Oct. 15	.....	Cardinals 4, at San Francisco 6
Oct. 16	.....	Cardinals 3, at San Francisco 6

### 2019 - Cardinals 0, Washington 4

Oct. 11	.....	at Cardinals 0, Washington 2
Oct. 12	.....	at Cardinals 1, Washington 3
Oct. 14	.....	Cardinals 1, at Washington 8
Oct. 15	.....	Cardinals 4, at Washington 7



As a 22-year old rookie, Michael Wacha was named the 2013 National League Championship Series Most Valuable Player. Wacha hurled 13.2 scoreless innings vs. the Los Angeles Dodgers, earning wins in Game 2 & 6.

## CARDINALS NLCS BATTING ALL-TIME TOP 5

BATTING AVERAGE	
1. Albert Pujols.....	.383
2. <b>Yadier Molina</b> .....	<b>.312</b>
3. David Freese.....	.304
4. Ozzie Smith.....	.303
5. Willie McGee.....	.300
<i>(two series, 50 plate appearances)</i>	

GAMES	
1. <b>Yadier Molina</b> .....	<b>39</b>
2. Albert Pujols.....	31
3. Jim Edmonds.....	30
4. Jon Jay.....	24
5. Matt Holliday.....	23

AT-BATS	
1. <b>Yadier Molina</b> .....	<b>141</b>
2. Albert Pujols.....	115
3. Jim Edmonds.....	107
4. Matt Holliday.....	95
5. Jon Jay.....	90

RUNS	
1. Albert Pujols.....	25
2. Jim Edmonds.....	12
Jon Jay.....	12
Willie McGee.....	12
<b>Yadier Molina</b> .....	<b>12</b>

HITS	
1. <b>Yadier Molina</b> .....	<b>44</b>
Albert Pujols.....	44
3. Jim Edmonds.....	29
4. Matt Holliday.....	25
Jon Jay.....	25

TOTAL BASES	
1. Albert Pujols.....	82
2. <b>Yadier Molina</b> .....	<b>61</b>
3. Jim Edmonds.....	53
4. David Freese.....	39
5. Matt Holliday.....	36

DOUBLES	
1. <b>Yadier Molina</b> .....	<b>8</b>
Albert Pujols.....	8
3. Jim Edmonds.....	6
David Freese.....	6
5. Carlos Beltrán.....	5
Tommy Herr.....	5
Matt Holliday.....	5

TRIPLES	
1. Willie McGee.....	3
2. Ozzie Smith.....	2
Scott Spiezio.....	2
4. 10 players with.....	1

HOME RUNS	
1. Albert Pujols.....	10
2. Jim Edmonds.....	6
3. David Freese.....	4
4. <b>Yadier Molina</b> .....	<b>3</b>
Scott Rolen.....	3

RUNS BATTED IN	
1. Albert Pujols.....	27
2. Jim Edmonds.....	20
3. <b>Yadier Molina</b> .....	<b>12</b>
David Freese.....	11
5. Matt Holliday.....	10
Willie McGee.....	10

STOLEN BASES	
1. David Eckstein.....	4
2. Edgar Renteria.....	3
<b>Kolten Wong</b> .....	<b>3</b>
4. Carlos Beltrán.....	2
Vince Coleman.....	2
Tom Herr.....	2
Willie McGee.....	2
Ozzie Smith.....	2
Tony Womack.....	2

BASES ON BALLS	
1. Albert Pujols.....	18
2. Jim Edmonds.....	15
3. Darrell Porter.....	10
4. Ozzie Smith.....	9
5. <b>Matt Carpenter</b> .....	<b>8</b>
<b>Yadier Molina</b> .....	<b>8</b>

## CARDINALS NLCS PITCHING ALL-TIME TOP 5

GAMES	
1. Jason Isringhausen.....	11
2. Lance Lynn.....	10
3. Trevor Rosenthal.....	9
<b>Adam Wainwright</b> .....	<b>9</b>
4. Randy Choate.....	8
Ken Dayley.....	8
<b>Carlos Martínez</b> .....	<b>8</b>
Marc Rzepczynski.....	8
Fernando Salas.....	8
Julian Tavarez.....	8

INNINGS PITCHED	
1. Chris Carpenter.....	39.0
2. <b>Adam Wainwright</b> .....	<b>37.2</b>
3. Matt Morris.....	32.0
Jeff Suppan.....	32.0
5. Andy Benes.....	28.2

SHUTOUTS	
1. Danny Cox.....	1
Bob Forsch.....	1

COMPLETE GAMES	
1. Danny Cox.....	2
2. Bob Forsch.....	1

WINS	
1. Lance Lynn.....	3
2. Chris Carpenter.....	2
Danny Cox.....	2
Bob Forsch.....	2
Jeff Suppan.....	2
Julian Tavarez.....	2
John Tudor.....	2
Michael Wacha.....	2

EARNED-RUN AVERAGE	
1. Jeff Suppan.....	1.69
2. John Tudor.....	2.25
3. <b>Adam Wainwright</b> .....	<b>2.39</b>
4. Lance Lynn.....	2.81
5. Andy Benes.....	4.08
<i>(two series, 25 innings pitched)</i>	

FEWEST HITS PER NINE INNINGS	
1. Jeff Suppan.....	4.50
2. <b>Adam Wainwright</b> .....	<b>7.41</b>
3. John Tudor.....	8.36
4. Andy Benes.....	8.48
5. Lance Lynn.....	8.77
<i>(two series, 25 innings pitched)</i>	

STRIKEOUTS	
1. <b>Adam Wainwright</b> .....	<b>34</b>
2. Chris Carpenter.....	24
3. Jeff Suppan.....	20
John Tudor.....	20
5. Andy Benes.....	19
Lance Lynn.....	19

FEWEST WALKS PER NINE INNINGS	
1. <b>Adam Wainwright</b> .....	<b>1.67</b>
2. John Tudor.....	2.57
3. Andy Benes.....	3.14
4. Chris Carpenter.....	3.46
5. Jeff Suppan.....	3.66
<i>(two series, 25 innings pitched)</i>	

SAVES	
1. Jason Isringhausen.....	5
2. Ken Dayley.....	4
Jason Motte.....	4
4. Trevor Rosenthal.....	2
<b>Adam Wainwright</b> .....	<b>2</b>

## CARDINALS DIVISION SERIES GAME RESULTS

### 1996 - Cardinals 3, San Diego 0

Oct. 1 ..... at Cardinals 3, San Diego 1  
Oct. 3 ..... at Cardinals 5, San Diego 4  
Oct. 5 ..... Cardinals 7, at San Diego 5

### 2000 - Cardinals 3, Atlanta 0

Oct. 3 ..... at Cardinals 7, Atlanta 5  
Oct. 5 ..... at Cardinals 10, Atlanta 4  
Oct. 7 ..... Cardinals 7, at Atlanta 1

### 2001 - Cardinals 2, Arizona 3

Oct. 9 ..... Cardinals 0, at Arizona 1  
Oct. 10 ..... Cardinals 4, at Arizona 1  
Oct. 12 ..... at Cardinals 3, Arizona 5  
Oct. 13 ..... at Cardinals 4, Arizona 1  
Oct. 14 ..... Cardinals 1, at Arizona 2

### 2002 - Cardinals 3, Arizona 0

Oct. 1 ..... Cardinals 12, at Arizona 2  
Oct. 3 ..... Cardinals 2, at Arizona 1  
Oct. 5 ..... at Cardinals 6, Arizona 3

### 2004 - Cardinals 3, Los Angeles 1

Oct. 5 ..... at Cardinals 8, Los Angeles 3  
Oct. 7 ..... at Cardinals 8, Los Angeles 3  
Oct. 9 ..... Cardinals 0, at Los Angeles 4  
Oct. 10 ..... Cardinals 6, at Los Angeles 2

### 2005 - Cardinals 3, San Diego 0

Oct. 4 ..... at Cardinals 8, San Diego 5  
Oct. 6 ..... at Cardinals 6, San Diego 2  
Oct. 8 ..... Cardinals 7, at San Diego 4

### 2006 - Cardinals 3, San Diego 1

Oct. 3 ..... Cardinals 5, at San Diego 1  
Oct. 5 ..... Cardinals 2, at San Diego 0  
Oct. 7 ..... at Cardinals 1, San Diego 3  
Oct. 9 ..... at Cardinals 6, San Diego 2

### 2009 - Cardinals 0, Los Angeles 3

Oct. 7 ..... Cardinals 3, at Los Angeles 5  
Oct. 8 ..... Cardinals 2, at Los Angeles 3  
Oct. 10 ..... at Cardinals 1, Los Angeles 5

### 2011 - Cardinals 3, Philadelphia 2

Oct. 1 ..... Cardinals 6, at Philadelphia 11  
Oct. 2 ..... Cardinals 5, at Philadelphia 4  
Oct. 4 ..... at Cardinals 2, Philadelphia 3  
Oct. 5 ..... at Cardinals 5, Philadelphia 3  
Oct. 7 ..... Cardinals 1, at Philadelphia 0

### 2012 - Cardinals 3, Washington 2

Oct. 7 ..... at Cardinals 2, Washington 3  
Oct. 8 ..... at Cardinals 12, Washington 4  
Oct. 10 ..... Cardinals 8, at Washington 0  
Oct. 11 ..... Cardinals 1, at Washington 2  
Oct. 12 ..... Cardinals 9, at Washington 7

### 2013 - Cardinals 3, Pittsburgh 2

Oct. 3 ..... at Cardinals 9, Pittsburgh 1  
Oct. 4 ..... at Cardinals 1, Pittsburgh 7  
Oct. 6 ..... Cardinals 3, at Pittsburgh 5  
Oct. 7 ..... Cardinals 2, at Pittsburgh 1  
Oct. 9 ..... at Cardinals 6, Pittsburgh 1

### 2014 - Cardinals 3, Los Angeles 1

Oct. 3 ..... Cardinals 10, at Los Angeles 9  
Oct. 4 ..... Cardinals 2, at Los Angeles 3  
Oct. 6 ..... at Cardinals 3, Los Angeles 1  
Oct. 7 ..... at Cardinals 3, Los Angeles 2

### 2015 - Cardinals 1, Chicago 3

Oct. 9 ..... at Cardinals 4, Chicago 0  
Oct. 10 ..... at Cardinals 3, Chicago 6  
Oct. 12 ..... Cardinals 6, at Chicago 8  
Oct. 13 ..... Cardinals 4, at Chicago 6

### 2019 - Cardinals 3, Atlanta 2

Oct. 3 ..... Cardinals 7, at Atlanta 6  
Oct. 4 ..... Cardinals 0, at Atlanta 3  
Oct. 6 ..... at Cardinals 1, Atlanta 3  
Oct. 7 ..... (10 inn.) at Cardinals 5, Atlanta 4  
Oct. 9 ..... Cardinals 13, at Atlanta 1



From 2011-14, the Cardinals won four straight Division Series. Chris Carpenter threw a 1-0 shutout in Game 5 over Philadelphia in 2011 (upper left). The Cardinals rallied from a 6-0 deficit to defeat Washington at Nationals Park in Game 5 of 2012 (upper right). Adam Wainwright threw a complete game over Pittsburgh in 2013 (lower left) Game 5. Matt Carpenter homered in three straight games in the 2014 NLDS including a bases clearing triple (shown) off Clayton Kershaw to rally the Cardinals from a 6-1 deficit to a 10-9 win at Dodger Stadium in Game 1 (lower right).



## CARDINALS DIVISION SERIES BATTING LEADERS

### BATTING AVERAGE

1.	Fernando Vina .....	.404
2.	Jim Edmonds .....	.333
3.	Albert Pujols .....	.309
4.	David Freese .....	.302
5.	Edgar Renteria .....	.280

(two series, 50 plate appearances)

### GAMES

1.	<b>Yadier Molina</b> .....	<b>37</b>
2.	Albert Pujols .....	27
3.	Matt Holliday .....	25
4.	<b>Matt Carpenter</b> .....	<b>22</b>
	Jim Edmonds .....	22

### AT-BATS

1.	<b>Yadier Molina</b> .....	<b>136</b>
2.	Albert Pujols .....	97
3.	Matt Holliday .....	93
4.	Jim Edmonds .....	81
5.	<b>Matt Carpenter</b> .....	<b>61</b>

### RUNS

1.	Jim Edmonds .....	17
	Albert Pujols .....	17
3.	Matt Holliday .....	14
	Edgar Renteria .....	14
5.	Jon Jay .....	10
	<b>Yadier Molina</b> .....	<b>10</b>

### HITS

1.	Albert Pujols .....	30
2.	<b>Yadier Molina</b> .....	<b>29</b>
3.	Jim Edmonds .....	27
4.	Matt Holliday .....	20
5.	Fernando Vina .....	19

### TOTAL BASES

1.	Jim Edmonds .....	55
2.	Albert Pujols .....	50
3.	<b>Yadier Molina</b> .....	<b>36</b>
4.	Matt Holliday .....	31
5.	Carlos Beltran .....	28

### DOUBLES

1.	Jim Edmonds .....	7
2.	Albert Pujols .....	6
3.	David Freese .....	5
	<b>Kolten Wong</b> .....	<b>5</b>
4.	Carlos Beltran .....	4
	<b>Paul Goldschmidt</b> .....	<b>4</b>
	<b>Yadier Molina</b> .....	<b>4</b>

### TRIPLES

1.	Rafael Furcal .....	2
2.	Allen Craig .....	1
	<b>Tommy Edman</b> .....	<b>1</b>
	Juan Encarnacion .....	1
	Jon Jay .....	1
	John Mabry .....	1
	Albert Pujols .....	1
	Tony Womack .....	1

### HOME RUNS

1.	Jim Edmonds .....	7
2.	Carlos Beltran .....	4
	<b>Matt Carpenter</b> .....	<b>4</b>
	Albert Pujols .....	4
5.	Matt Holliday .....	3
	Stephen Piscotty .....	3

### RUNS BATTED IN

1.	Jim Edmonds .....	17
	Albert Pujols .....	17
3.	<b>Matt Carpenter</b> .....	<b>11</b>
	Matt Holliday .....	11
	Reggie Sanders .....	11

### STOLEN BASES

1.	Edgar Renteria .....	5
2.	Jon Jay .....	3
3.	J.D. Drew .....	2
	Ron Gant .....	2
	Julio Lugo .....	2
	Placido Polanco .....	2

### BASES ON BALLS

1.	Albert Pujols .....	18
2.	Jim Edmonds .....	11
3.	Jon Jay .....	10
	<b>Yadier Molina</b> .....	<b>10</b>
	Edgar Renteria .....	10
5.	<b>Yadier Molina</b> .....	<b>9</b>

## CARDINALS DIVISION SERIES PITCHING LEADERS

### GAMES

1.	<b>Adam Wainwright</b> .....	<b>13</b>
2.	Trevor Rosenthal .....	10
3.	Steve Kline .....	8
4.	Mitchell Boggs .....	7
	Chris Carpenter .....	7
	Jason Isringhausen .....	7
	Carlos Martinez .....	7
	Matt Morris .....	7

### INNINGS PITCHED

1.	<b>Adam Wainwright</b> .....	<b>53.0</b>
2.	Chris Carpenter .....	42.0
3.	Matt Morris .....	37.0
4.	John Lackey .....	17.1
5.	Lance Lynn .....	14.2

### EARNED-RUN AVERAGE

1.	Trevor Rosenthal .....	0.87
2.	Woody Williams .....	2.08
3.	Matt Morris .....	2.19
4.	Chris Carpenter .....	2.36
5.	John Lackey .....	2.60

(minimum 10 innings pitched)

### FEWEST HITS PER NINE INNINGS

1.	Darryl Kile .....	4.85
2.	Michael Wacha .....	5.40
3.	John Lackey .....	5.71
4.	Andy Benes .....	6.17
5.	Jeff Suppan .....	6.35

(two series, 10 innings pitched)

### WINS

1.	Chris Carpenter .....	5
2.	Jeff Fassero .....	2
	Marco Gonzales .....	2
	John Lackey .....	2
	Matt Morris .....	2
	<b>Adam Wainwright</b> .....	<b>2</b>
	Woody Williams .....	2

### STRIKEOUTS

1.	<b>Adam Wainwright</b> .....	<b>62</b>
2.	Chris Carpenter .....	25
3.	Matt Morris .....	24
4.	Lance Lynn .....	22
5.	John Lackey .....	18

### FEWEST WALKS PER NINE INNINGS

1.	<b>Adam Wainwright</b> .....	<b>1.36</b>
2.	Woody Williams .....	1.38
3.	Kyle Lohse .....	1.46
4.	John Lackey .....	1.56
5.	Matt Morris .....	3.16

(two series, 10 innings pitched)

### SAVES

1.	Trevor Rosenthal .....	4
2.	Dennis Eckersley .....	3
	Jason Isringhausen .....	3
5.	Steve Kline .....	2
	Jason Motte .....	2

### SHUTOUTS

1.	Chris Carpenter .....	1
----	-----------------------	---

### COMPLETE GAMES

1.	Chris Carpenter .....	1
	<b>Adam Wainwright</b> .....	<b>1</b>

## 2012 NATIONAL LEAGUE WILD CARD GAME

OCTOBER 5, 2012 - TURNER FIELD - ATLANTA, GA

INNING	1	2	3	4	5	6	7	8	9	R	H	E
St. Louis Cardinals	0	0	0	3	0	1	2	0	0	6	6	0
Atlanta Braves	0	2	0	0	0	0	1	0	0	3	12	3
<b>UMPIRES:</b> HP-Jeff Kellogg 1B-Mike Winters 2B-Gary Cederstrom 3B-Jeff Nelson LF-Sam Holbrook RF-Rob Drake <b>TIME:</b> 3:09 <b>ATTENDANCE:</b> 52,631 <b>WEATHER:</b> 81 degrees, Clear												

ST. LOUIS CARDINALS	POS	AB	R	H	RBI	ATLANTA BRAVES	POS	AB	R	H	RBI
Jon Jay	CF	4	0	0	0	Michael Bourn	CF	5	0	1	1
Carlos Beltran	RF	4	1	1	0	Martin Prado	LF	5	0	1	0
Matt Holliday	LF	3	2	2	1	Jason Heyward	RF	5	0	1	0
Jason Motte	RHP	0	0	0	0	Chipper Jones	3B	5	0	1	0
Allen Craig	1B	4	1	2	1	Freddie Freeman	1B	4	0	3	0
Yadier Molina	C	4	0	0	1	Dan Uggla	2B	4	1	0	0
David Freese	3B	2	0	0	1	David Ross	C	4	1	3	2
Adron Chambers	PR	0	1	0	0	Andrelton Simmons	SS	4	0	1	0
Edward Mujica	RHP	0	0	0	0	Kris Medlen	RHP	2	0	0	0
Marc Rzepczynski	LHP	0	0	0	0	Chad Durbin	RHP	0	0	0	0
Mitchell Boggs	RHP	0	0	0	0	Jonny Venters	LHP	0	0	0	0
Shane Robinson	LF	1	0	0	0	Jose Constanza	PH	1	1	1	0
Daniel Descalso	2B	3	0	0	0	Eric O'Flaherty	LHP	0	0	0	0
Pete Kozma	SS	4	1	0	0	Brian McCann	PH	0	0	0	0
Kyle Lohse	RHP	2	0	0	0	Tyler Pastornicky	PR	0	0	0	0
Lance Lynn	RHP	0	0	0	0	Craig Kimbrel	RHP	0	0	0	0
Matt Carpenter	PH-3B	1	0	1	1						
<b>TOTALS</b>		<b>32</b>	<b>6</b>	<b>6</b>	<b>5</b>	<b>TOTALS</b>		<b>39</b>	<b>3</b>	<b>12</b>	<b>3</b>

LOB - Cardinals 2 SCORING POSITION - 2 for 5 2B - Craig (1)  
 HR - Holliday (1, 6th inn., 0 on, 1 out, off Medlen) SH - Descalso (1)  
 SF - Freese (1) HBP - Holliday (by Medlen) GIDP - Jay, Molina

LOB - Braves 12 SCORING POSITION - 1 for 8 2B - Heyward (1),  
 Freeman (1) 3B - Constanza (1) HR - Ross (1, 2nd inn., 1 on, 2 out, off  
 Lohse)

PITCHERS	IP	H	R	ER	BB	SO	HR	PIT	ERA
Kyle Lohse (W 1-0)	5.2	6	2	2	1	6	1	81	3.18
Lance Lynn (H 1)	0.1	0	0	0	0	0	0	2	0.00
Edward Mujica (H 1)	0.2	2	1	1	0	0	0	18	13.50
Marc Rzepczynski (H 1)	0.1	1	0	0	0	0	0	3	0.00
Mitchell Boggs (H 1)	0.2	1	0	0	1	0	0	18	0.00
Jason Motte (SV 1)	1.1	2	0	0	1	1	0	28	0.00
<b>TOTALS</b>	<b>9.0</b>	<b>10</b>	<b>3</b>	<b>3</b>	<b>3</b>	<b>7</b>	<b>1</b>	<b>150</b>	<b>3.00</b>

PITCHERS	IP	H	R	ER	BB	SO	HR	PIT	ERA
Kris Medlen (L 0-1)	6.1	3	5	2	0	4	1	92	2.84
Chad Durbin	0.0	0	1	0	0	0	0	6	---
Jonny Venters	0.2	1	0	0	0	0	0	6	0.00
Eric O'Flaherty	1.0	2	0	0	0	0	0	9	0.00
Craig Kimbrel	1.0	0	0	0	0	1	0	11	0.00
<b>TOTALS</b>	<b>9.0</b>	<b>6</b>	<b>6</b>	<b>2</b>	<b>0</b>	<b>5</b>	<b>1</b>	<b>124</b>	<b>2.00</b>

Inherited Runners/Scored - Lynn 1/0, Rzepczynski 1/0, Motte 2/0

Inherited Runners/Scored - Durbin 1/1, Venters 1/1

## THE PLOT

The St. Louis Cardinals won the first ever National League Wild Card game rallying to defeat the Atlanta Braves 6-3 at Turner Field in Atlanta. The Cardinals faced Braves starting pitcher Kris Medlen, who entered the game 10-1 with a 1.57 ERA, winning his last nine decisions with the Braves having won the last 12 games he started. Cardinals starting pitcher Kyle Lohse brought a 16-3 record into the game, the highest winning percentage (.842) by a pitcher in Cardinals history.

## BRAVES STRIKE FIRST

The Braves struck first as David Ross hit a two-run home run in the bottom of the 2nd inning.

## CARDINALS TAKE ADVANTAGE

St. Louis would break into the run column in the 4th inning, plating three runs courtesy of a Chipper Jones error that put two Cardinals on base for consecutive RBIs on a double by Allen Craig, a ground out from Yadier Molina and a sacrifice fly by David Freese.

## HOLLIDAY'S HOME RUN

Matt Holliday smacked a solo home run in the 6th inning to give St. Louis a 4-2 lead. The Cardinals bullpen came on in relief of Lohse in the bottom of the 6th and wouldn't relinquish the lead.

## CARDINALS CAPITALIZE ON MORE ERRORS

Errors by the Braves led to two more Cardinals runs in the 7th as Freese reached on a Dan Uggla error to lead off the inning. Daniel Descalso bunted pinch-runner Adron Chambers into scoring position and an error by Andrelton Simmons on Pete Kozma's ground ball scored Chambers and kept the Cardinals in scoring position. Rookie Matt Carpenter hit a pinch-hit infield single and Kozma, running on contact, scored all the way from second to give the Cardinals a 6-2 lead.

## BRAVES INCH CLOSER

The Braves scored in the bottom of the seventh as pinch-hitter José Constanza tripled and scored on a Michael Bourn ground out.

## THE INFIELD FLY

The Braves threatened again in the 8th inning with one out and runners on first and second base as Braves' shortstop Andrelton Simmons hit a pop fly to left field. Pete Kozma appeared to be under it before vacating for left fielder Matt Holliday. The ball dropped in, but left field umpire Sam Holbrook had signaled for an infield fly, automatically resulting in an out for Simmons, while the Braves runners moved up to second and third at their own risk. Jason Motte came on in relief following a walk to load the bases and struck out Michael Bourn to end the inning as fans littered the Turner Field playing surface with debris.

## MOTTE PITCHES THE CARDINALS INTO THE NLCS

The Cardinals held the Braves scoreless in the 9th inning and won the game 6-3 to advance to the National League Division Series against the top-seeded Washington Nationals who they defeated in five games.

## CARDINALS POSTSEASON BATTING LEADERS

### BATTING AVERAGE

1.	Pepper Martin	.418
2.	Lou Brock	.391
3.	Julian Javier	.346
4.	Fernando Vina	.333
5.	Albert Pujols	.330

(two series, 50 plate appearances)

### GAMES

1.	<b>Yadier Molina</b>	<b>98</b>
2.	Albert Pujols	74
3.	Jim Edmonds	61
	Matt Holliday	61
5.	Jon Jay	58

### AT-BATS

1.	<b>Yadier Molina</b>	<b>348</b>
2.	Albert Pujols	267
3.	Matt Holliday	234
3.	Jim Edmonds	220
5.	Jon Jay	190

### RUNS

1.	Albert Pujols	54
2.	Matt Holliday	36
3.	Jim Edmonds	32
4.	<b>Yadier Molina</b>	<b>27</b>
5.	Jon Jay	24

### HITS

1.	<b>Yadier Molina</b>	<b>95</b>
2.	Albert Pujols	88
3.	Jim Edmonds	61
4.	Matt Holliday	56
5.	David Freese	48

Willie McGee.....48

### TOTAL BASES

1.	Albert Pujols	162
2.	<b>Yadier Molina</b>	<b>124</b>
3.	Jim Edmonds	115
4.	Matt Holliday	91
5.	David Freese	86

### DOUBLES

1.	Albert Pujols	18
2.	<b>Yadier Molina</b>	<b>17</b>
3.	Jim Edmonds	15
	David Freese	15
5.	Carlos Beltrán	9

Tom Herr.....9  
Matt Holliday.....9

### TRIPLES

1.	Tim McCarver	3
	Willie McGee	3
2.	Lou Brock	2
	Juan Encarnacion	2
	Rafael Furcal	2
	Terry Pendleton	2
	Ozzie Smith	2
	Scott Spiezio	2

### HOME RUNS

1.	Albert Pujols	18
2.	Jim Edmonds	13
3.	Matt Holliday	8
4.	David Freese	7
5.	<b>Matt Carpenter</b>	<b>6</b>

Larry Walker.....6

### RUNS BATTED IN

1.	Albert Pujols	52
2.	Jim Edmonds	41
3.	<b>Yadier Molina</b>	<b>34</b>
4.	David Freese	29
5.	Matt Holliday	27

### STOLEN BASES

1.	Lou Brock	14
2.	Vince Coleman	8
	Edgar Renteria	8
4.	Pepper Martin	7
	Ozzie Smith	6

### BASES ON BALLS

1.	Albert Pujols	48
2.	Jim Edmonds	30
3.	<b>Yadier Molina</b>	<b>26</b>
4.	Ozzie Smith	20
5.	Jon Jay	19

## CARDINALS POSTSEASON PITCHING LEADERS

### GAMES

1.	<b>Adam Wainwright</b>	<b>27</b>
2.	Lance Lynn	24
3.	Trevor Rosenthal	23
4.	<b>Carlos Martínez</b>	<b>20</b>
5.	Jason Isringhausen	19

Jason Motte.....19

### SHUTOUTS

1.	Bob Gibson	2
	Wild Bill Hallahan	2
3.	Nine tied with	1

### INNINGS PITCHED

1.	Chris Carpenter	108.0
2.	<b>Adam Wainwright</b>	<b>105.2</b>
3.	Bob Gibson	81.0
4.	Matt Morris	73.1
5.	John Tudor	57.0

### EARNED RUN AVERAGE

1.	Ken Dayley	0.44
2.	Trevor Rosenthal	0.69
3.	Harry Brecheen	0.83
4.	Wild Bill Hallahan	1.36
5.	Jesse Haines	1.67

(minimum 20 innings pitched)

### FEWEST HITS PER NINE INNINGS

1.	Ken Dayley	2.61
2.	Burleigh Grimes	4.93
3.	Jason Motte	4.98
4.	Trevor Rosenthal	5.19
5.	Jason Isringhausen	5.96

(minimum 20 innings pitched)

### WINS

1.	Chris Carpenter	10
2.	Bob Gibson	7
3.	Lance Lynn	5
	John Tudor	5
5.	Harry Brecheen	4
	Michael Wacha	4
	<b>Adam Wainwright</b>	<b>4</b>

### COMPLETE GAMES

1.	Bob Gibson	8
2.	Harry Brecheen	3
	Burleigh Grimes	3
	Wild Bill Hallahan	3
5.	Seven tied with	2

### STRIKEOUTS

1.	<b>Adam Wainwright</b>	<b>115</b>
2.	Bob Gibson	92
3.	Chris Carpenter	68
4.	Lance Lynn	50
5.	Matt Morris	44

### FEWEST WALKS PER NINE INNINGS

1.	Jason Motte	0.83
2.	<b>Adam Wainwright</b>	<b>1.53</b>
3.	John Lackey	1.54
4.	Dizzy Dean	1.73
5.	Bob Gibson	1.89

(minimum 20 innings pitched)

### SAVES

1.	Jason Isringhausen	8
	Jason Motte	8
3.	Trevor Rosenthal	7
4.	Ken Dayley	5
5.	Dennis Eckersley	4
	<b>Adam Wainwright</b>	<b>4</b>
	Todd Worrell	4

## RETIRED UNIFORM NUMBERS

In the 128-year history of the St. Louis Cardinals, 14 individuals have enjoyed such distinguished careers on the field, in the dugout, or from the owner's box or broadcast booth that their uniform numbers have been retired by the organization. Only the New York Yankees (21 numbers/22 individuals) have recognized more individuals among Major League Baseball franchises, while the New York/San Francisco Giants also have honored 14. The honored Redbirds' uniform numbers appear in two areas at Busch Stadium – on the left-field wall and below the main scoreboard in right-center field.

Uniform No. 42 was retired by Major League Baseball in 1997 to commemorate the 50th anniversary of Jackie Robinson breaking the color barrier. Robinson played for the Brooklyn Dodgers from 1947 to 1956. He was the National League Rookie of the Year in 1947, the Most Valuable Player in 1949 and a five-time All-Star. Robinson was inducted into the National Baseball Hall of Fame in 1962. The Cardinals subsequently retired No. 42 for Hall of Fame relief pitcher Bruce Sutter in 2006.

The most-recent Redbird so honored was manager Tony La Russa, who returned to Busch Stadium on May 11, 2012, for a pregame ceremony during which his No. 10 was retired before a sellout crowd. He also was presented a key to the city by St. Louis Mayor Francis Slay.


### ST. LOUIS CARDINALS RETIRED NUMBERS

1 • Ozzie Smith, 1996	2 • Red Schoendienst, 1996	6 • Stan Musial, 1963
9 • Enos Slaughter, 1996	10 • Tony La Russa, 2012	14 • Ken Boyer, 1984
17 • Dizzy Dean, 1974	20 • Lou Brock, 1979	24 • Whitey Herzog, 2010
42 • Jackie Robinson, 1997	42 • Bruce Sutter, 2006	45 • Bob Gibson, 1975
85 • August A. Busch, 1984	Rogers Hornsby, 1997	Jack Buck, 2002



Hall of Famers Bruce Sutter, Bob Gibson, Red Schoendienst, Stan Musial, Whitey Herzog, Lou Brock and Ozzie Smith (L-R) highlight pregame ceremonies before the home opener at Busch Stadium on April 13, 2012.

## Retired Numbers



### OSZIE SMITH SHORTSTOP

# 1

**FULL NAME:** Osborne Earl Smith

**HEIGHT:** 5-11 **WEIGHT:** 150 **BATS:** Both

**THROWS:** Right

**BORN:** December 26, 1954 at Mobile, Alabama

**YEARS WITH CARDINALS:** 1982-96

**NUMBER RETIRED:** 1996

Ozzie Smith is widely regarded as the finest fielding shortstop of all time. But, after being labeled as a good-field, no-hit performer early in his career, he developed into a bona fide offensive threat, as well.

The Cardinals acquired Smith from the San Diego Padres in exchange for shortstop Garry Templeton on Feb. 11, 1982. It proved to be one of the greatest trades in franchise history. Smith was a key element in St. Louis' success in the 1980s, and he became one of the city's most-popular citizens.

A lifetime .231 batter when he arrived in St. Louis, Smith promptly improved that figure to .248 for the 1982 season as the Cardinals won the World Series over the Milwaukee Brewers. In 1985, Smith batted at a .276 clip with a career-high six home runs and 54 RBI. He stunned the baseball world with a game-winning homer in the bottom of the ninth inning of Game 5 of the National League Championship Series against the Los Angeles Dodgers. The blast – on a 1-2 pitch from reliever Tom Niedenfuer – was Smith's first as a left-handed batter in 3,009 at-bats and prompted Cardinals' broadcaster Jack Buck to exclaim, "Go crazy, folks! Go crazy!" Smith put together his finest season at the plate in 1987, with career highs of a .303 average and 75 RBI, as the Cardinals captured their third N.L. pennant in six seasons. He finished as runner-up for the Most Valuable Player Award to Andre Dawson of the Chicago Cubs.

Throughout his offensive progression, Smith seemingly made every play defensively, both the routine and the spectacular. "The Wizard" won 13 consecutive Gold Glove Awards between 1980 and 1992, setting a major league record with an all-time low of eight errors in 1991. Smith's most eye-popping play came Aug. 5, 1986, against the Philadelphia Phillies at Busch Stadium. He took off on a short fly ball to left field hit by Von Hayes and, with his back to the plate, flew parallel to the ground and completely stretched out to make the catch. Among shortstops, Smith is baseball's career leader in assists (8,375) and ranks second in total chances (12,905) and double plays (1,590). He led the N.L. in fielding percentage seven times and had a career .978 mark. In 2007, Smith was named the shortstop on the All-Time Rawlings Gold Glove team, selected to honor the 50th anniversary of the Gold Glove Award.

Smith was selected to 15 All-Star Games and started 11 of them. At the time of his retirement following the 1996 season, he had received more votes in fan balloting for the Midsummer Classic than any other player in N.L. history (27,597,904). On the Cardinals' career lists, Smith ranks third in games played (1,990), at-bats (7,160), walks (876) and stolen bases (433) and seventh in runs (991) and eighth in hits (1,944).

Held in high esteem for his civic-mindedness, Smith received the Lou Gehrig Award (presented to the player who best exhibits the character and integrity of Lou Gehrig both on and off the field) in 1989, the Branch Rickey Award (in recognition of his exceptional community service) in 1994 and the Roberto Clemente Award (presented to the player who best exemplifies the game of baseball, sportsmanship, community involvement and the individual's contribution to his team) in 1995.

Smith was a first-ballot National Baseball Hall of Fame inductee in 2002, earning 92 percent of the votes from the Baseball Writers Association of America, and an inaugural member of the St. Louis Cardinals Hall of Fame in 2014. He was voted the shortstop on the All-Busch Stadium II team in 2005.

#### PROMINENT CARDINALS WHO WORE NO. 1

- Pepper Martin, 1934-38
- Whitey Kurowski, 1942-49
- Garry Templeton, 1977-81



## Ozzie Smith

## COMPLETE RECORD

Year Club	AVG	G	AB	R	H	2B	3B	HR	RBI	BB	SO	SB	SLG	OBP
1977 Walla Walla	.303	+68	*287	*69	87	10	2	1	35	40	12	*30	.362	---
1978 San Diego	.258	159	590	69	152	17	6	1	46	47	43	40	.312	.311
1979 San Diego	.211	156	587	77	124	18	6	0	27	37	37	28	.262	.260
1980 San Diego	.230	158	609	67	140	18	5	0	35	71	49	57	.276	.313
1981 San Diego	.222	+110	*450	53	100	11	2	0	21	41	37	22	.256	.294
1982 St. Louis	.248	140	488	58	121	24	1	2	43	68	32	25	.314	.339
1983 St. Louis	.243	159	552	69	134	30	6	3	50	64	36	34	.335	.321
1984 St. Louis	.257	124	412	53	106	20	5	1	44	56	17	35	.337	.347
1985 St. Louis	.276	158	537	70	148	22	3	6	54	65	27	31	.361	.355
1986 St. Louis	.280	153	514	67	144	19	4	0	54	79	27	31	.333	.376
1987 St. Louis	.303	158	600	104	182	40	4	0	75	89	36	43	.383	.392
1988 St. Louis	.270	153	575	80	155	27	1	3	51	74	43	57	.336	.350
1989 St. Louis	.273	155	593	82	162	30	8	2	50	55	37	29	.361	.335
1990 St. Louis	.254	143	512	61	130	21	1	1	50	61	33	32	.305	.330
1991 St. Louis	.285	150	550	96	157	30	3	3	50	83	36	35	.367	.380
1992 St. Louis	.295	132	518	73	153	20	2	0	31	59	34	43	.342	.367
1993 St. Louis	.288	141	545	75	157	22	6	1	53	43	18	21	.356	.337
1994 St. Louis	.262	98	381	51	100	18	3	3	30	38	26	6	.349	.327
1995 St. Louis	.199	44	156	16	31	5	1	0	11	17	12	4	.244	.282
1996 St. Louis	.282	82	227	36	64	10	2	2	18	25	9	7	.370	.358
ST. LOUIS TOTALS	.272	1990	7160	991	1944	338	50	27	664	876	423	433	.344	.350
MAJOR TOTALS	.262	2573	9396	1257	2460	402	69	28	793	1072	589	580	.328	.339

\*Led League +Tied for League Lead

## DIVISION SERIES RECORD

Year Club/Opp.	AVG	G	AB	R	H	2B	3B	HR	RBI	BB	SO	SB	SLG	OBP
1996 St.L. vs. S.D.	.333	2	3	1	1	0	0	0	0	2	0	0	.333	.600

## LEAGUE CHAMPIONSHIP SERIES RECORD

Year Club/Opp.	AVG	G	AB	R	H	2B	3B	HR	RBI	BB	SO	SB	SLG	OBP
1982 St.L. vs. Atl.	.556	3	9	0	5	0	0	0	3	3	0	1	.556	.667
1985 St.L. vs. L.A.	.435	6	23	4	10	1	1	1	3	3	1	1	.696	.500
1987 St.L. vs. S.F.	.200	7	25	2	5	0	1	0	1	3	4	0	.280	.286
1996 St.L. vs. Atl.	.000	3	9	0	0	0	0	0	0	0	1	0	.000	.000
L.C.S. TOTALS	.303	19	66	6	20	1	2	1	7	9	6	2	.424	.387


## WORLD SERIES RECORD

Year Club/Opp.	AVG	G	AB	R	H	2B	3B	HR	RBI	BB	SO	SB	SLG	OBP
1982 St.L. vs. Mil.	.208	7	24	3	5	0	0	0	1	3	0	1	.208	.296
1985 St.L. vs. K.C.	.087	7	23	1	2	0	0	0	0	4	0	1	.087	.222
1987 St.L. vs. Min.	.214	7	28	3	6	0	0	0	2	2	3	2	.214	.267
W.S. TOTALS	.173	21	75	7	13	0	0	0	3	9	3	4	.173	.262

## ALL-STAR RECORD

Year Club	AVG	G	AB	R	H	2B	3B	HR	RBI	BB	SO	SB	SLG	OBP
1981 National	---	1	0	0	0	0	0	0	0	2	0	0	---	1.000
1982 National	.000	1	0	0	0	0	0	0	0	0	0	0	.000	.000
1983 National	.500	1	2	1	1	0	0	0	0	0	0	0	.500	.500
1984 National	.000	1	3	0	0	0	0	0	0	0	0	1	.000	.000
1985 National	.000	1	4	0	0	0	0	0	0	0	0	0	.000	.000
1986 National	---	1	0	0	0	0	0	0	0	0	0	0	---	---
1987 National	.000	1	2	0	0	0	0	0	0	0	0	0	.000	.000
1988 National	.000	1	2	0	0	0	0	0	0	0	1	0	.000	.000
1989 National	.250	1	4	0	1	0	0	0	0	0	0	0	.250	.250
1990 National	.000	1	1	0	0	0	0	0	0	0	0	0	.000	.000
1991 National	.000	1	1	0	0	0	0	0	0	1	0	0	.000	.500
1992 National	.333	1	3	0	1	1	0	0	0	0	1	0	.667	.333
1994 National	.333	1	3	0	1	0	0	0	0	0	0	0	.333	.333
1995 National	SELECTED, DID NOT PLAY DUE TO INJURY													
1996 National	---	1	0	0	0	0	0	0	0	0	0	0	---	---
A.S. TOTALS	.148	14	27	1	4	1	0	0	0	3	2	1	.185	.233

## Retired Numbers



# RED SCHOENDIENST

## SECOND BASEMAN/MANAGER

# 2

**FULL NAME:** Albert Fred (Red) Schoendienst

**HEIGHT:** 6-0    **WEIGHT:** 170    **BATS:** Both    **THROWS:** Right

**BORN:** February 2, 1923 at Germantown, Illinois

**DIED:** June 6, 2018 at St. Louis, Missouri

**YEARS WITH CARDINALS:** 1945-56, 1961-76, 1979-95

**NUMBER RETIRED:** 1996

The name Albert "Red" Schoendienst is synonymous with Cardinals baseball. After all, he wore the uniform for 45 seasons as a player, coach and manager and was involved with the organization for a total of 67 years.

It all started in 1945, when Schoendienst joined the club to fill in for left fielder Stan Musial, who was serving in the U.S. Navy. Schoendienst batted .278 with 47 RBI and a National League-leading 26 stolen bases. The following year, Musial returned to the Cardinals, and Schoendienst moved to third base and then shortstop before settling in at second base. St. Louis won the World Series over the Boston Red Sox as Schoendienst began to develop into one of the best hitting and fielding second basemen of all time.

In 1953, Schoendienst put together his finest season. He established career highs of a .342 batting average – second in the league to Carl Furrillo of the Brooklyn Dodgers (.344), 15 home runs and 79 RBI. In a surprising trade, Schoendienst was dealt to the New York Giants along with outfielder Jackie Brandt, pitcher Dick Littlefield, catcher Bill Sarni and shortstop Bobby Stephenson in exchange for shortstop Alvin Dark, catcher Ray Katt, pitcher Don Liddle and outfielder Whitey Lockman on June 14, 1956.

The following year, Schoendienst was traded to the Milwaukee Braves, who won the 1957 World Series and the 1958 N.L. pennant. He subsequently returned to St. Louis in 1961. On the Cardinals' career lists, Schoendienst ranks fourth in pinch-hits (54), fifth in at-bats (6,841); sixth in games played (1,795), runs (1,025) and hits (1,980); eighth in doubles (352); and ninth in total bases (2,657). He led the N.L. with 200 hits in 1957, and seven times he either led or tied for the league lead in fielding percentage.

Schoendienst served as a coach on the 1964 World Championship team and was named manager when Johnny Keane resigned at the conclusion of the season. Schoendienst piloted St. Louis to a World Series victory over the Red Sox in 1967 and another N.L. pennant in 1968 en route to a 12-year tenure as skipper, the longest in franchise history until Tony La Russa surpassed him in 2008. Schoendienst's 1,041 wins ranks second in franchise annals behind Tony La Russa (1,408).

A 10-time N.L. All-Star, Schoendienst socked a game-winning home run in the 14th inning of the 1950 Midsummer Classic off Ted Gray of the Detroit Tigers. It marked the switch-hitter's first career homer batting right-handed. Schoendienst later managed the Senior Circuit to victories in 1968 and 1969. After a stint as coach with the Oakland A's in 1977 and 1978, Schoendienst came back to St. Louis as a coach from 1979 to 1995. He filled in as interim manager in 1980 and 1990. From 1996 to 2018, Schoendienst served as special assistant to the general manager. Schoendienst was elected to the National Baseball Hall of Fame in 1989 by the Veterans Committee and was an inaugural member of the St. Louis Cardinals Hall of Fame in 2014. He was inducted into the Missouri Sports Hall of Fame in 1987.

### PROMINENT CARDINALS WHO WORE NO. 2

- Leo Durocher, 1933-37
- Terry Moore, 1938

## Red Schoendienst

## COMPLETE RECORD

Year Club	AVG	G	AB	R	H	2B	3B	HR	RBI	BB	SO	SB	SLG	OBP
1942 Albany	.269	68	264	41	71	7	5	1	28	---	---	---	---	---
1943 Lynchburg	.472	9	36	8	17	2	0	0	5	---	---	---	---	---
Rochester	.337	136	555	81	187	21	5	6	37	38	19	20	---	---
1944 Rochester	.373	25	102	26	38	3	2	2	14	13	1	16	---	---
1945 St. Louis	.278	137	565	89	157	22	6	1	47	21	17	*26	.343	.305
1946 St. Louis	.281	142	606	94	170	28	5	0	34	37	27	12	.343	.322
1947 St. Louis	.253	151	659	91	167	25	9	3	47	47	27	6	.332	.304
1948 St. Louis	.272	119	408	64	111	21	4	4	36	28	16	1	.373	.319
1949 St. Louis	.297	151	640	102	190	25	2	3	54	51	18	8	.356	.351
1950 St. Louis	.276	153	642	81	177	*43	9	7	63	33	32	3	.403	.313
1951 St. Louis	.289	135	553	88	160	32	7	6	54	35	23	0	.405	.335
1952 St. Louis	.303	152	620	91	188	40	7	7	67	42	30	9	.424	.347
1953 St. Louis	.342	146	564	107	193	35	5	15	79	60	23	3	.502	.405
1954 St. Louis	.315	148	610	98	192	38	8	5	79	54	22	4	.428	.366
1955 St. Louis	.268	145	553	68	148	21	3	11	51	54	28	7	.376	.335
1956 St. Louis	.314	40	153	22	48	9	0	0	15	13	5	0	.373	.365
New York (NL)	.296	92	334	39	99	12	3	2	14	28	10	1	.368	.352
1957 New York (NL)	.307	60	254	36	78	12	3	9	33	13	6	2	.476	.337
Milwaukee	.310	90	394	55	122	19	5	6	32	20	9	1	.434	.348
1958 Milwaukee	.262	106	427	47	112	23	1	1	24	31	21	3	.328	.313
1959 Milwaukee	.000	5	3	0	0	0	0	0	0	0	0	0	.000	.000
1960 Milwaukee	.257	68	226	21	58	9	1	1	19	17	13	1	.319	.311
1961 St. Louis	.300	72	120	9	36	9	0	1	12	12	6	1	.400	.364
1962 St. Louis	.301	98	143	21	43	4	0	2	12	9	12	0	.371	.346
1963 St. Louis	.000	6	5	0	0	0	0	0	0	0	1	0	.000	.000
<b>MAJOR TOTALS</b>	<b>.289</b>	<b>2216</b>	<b>8479</b>	<b>1223</b>	<b>2449</b>	<b>427</b>	<b>78</b>	<b>84</b>	<b>773</b>	<b>606</b>	<b>346</b>	<b>89</b>	<b>.387</b>	<b>.337</b>

\*Led League

## WORLD SERIES RECORD

Year Club/Opp.	AVG	G	AB	R	H	2B	3B	HR	RBI	BB	SO	SB	SLG	OBP
1946 St.L. vs. Bos.	.233	7	30	3	7	1	0	0	1	0	2	1	.266	.233
1957 Mil. vs. N.Y.	.278	5	18	0	5	1	0	0	2	0	1	0	.333	.278
1958 Mil. vs. N.Y.	.300	7	30	5	9	3	1	0	0	2	1	0	.467	.344
<b>W.S. TOTALS</b>	<b>.269</b>	<b>19</b>	<b>78</b>	<b>8</b>	<b>21</b>	<b>5</b>	<b>1</b>	<b>0</b>	<b>3</b>	<b>2</b>	<b>4</b>	<b>1</b>	<b>.359</b>	<b>.287</b>

## ALL-STAR RECORD

Year Club	AVG	G	AB	R	H	2B	3B	HR	RBI	BB	SO	SB	SLG	OBP
1946 National	.000	1	2	0	0	0	0	0	0	0	0	0	.000	---
1948 National	.000	1	4	0	0	0	0	0	0	0	0	0	.000	---
1949 National	1.000	1	1	0	1	0	0	0	0	0	0	0	1.000	---
1950 National	1.000	1	1	1	1	0	0	1	1	0	0	0	4.000	---
1951 National	---	1	0	0	0	0	0	0	0	0	0	0	.000	---
1952 National	SELECTED, DID NOT PLAY													
1953 National	.000	1	3	0	0	0	0	0	0	0	0	0	.000	---
1954 National	.000	1	2	0	0	0	0	0	0	0	0	0	.000	---
1955 National	.333	1	6	0	2	0	0	0	0	0	0	0	.333	---
1957 National	.000	1	2	0	0	0	0	0	0	0	0	0	.000	---
<b>A.S. TOTALS</b>	<b>.190</b>	<b>9</b>	<b>21</b>	<b>1</b>	<b>4</b>	<b>0</b>	<b>0</b>	<b>1</b>	<b>1</b>	<b>0</b>	<b>0</b>	<b>0</b>	<b>.333</b>	<b>---</b>

## Retired Numbers



# STAN MUSIAL

## OUTFIELDER/FIRST BASEMAN

# 6

**FULL NAME:** Stanley Frank Musial

**HEIGHT:** 6-0 **WEIGHT:** 175 **BATTED:** Left **THREW:** Left

**BORN:** November 21, 1920 at Donora, Pennsylvania

**DIED:** January 19, 2013 at St. Louis, Missouri

**YEARS WITH CARDINALS:** 1941-44, 1946-63

**NUMBER RETIRED:** 1963

Simply stated, Stan Musial is "The Man." Not only is he the greatest player in Cardinals history, he also is the most popular.

Musial played his entire 22-year career as an outfielder and first baseman in St. Louis. He is the franchise's career leader in virtually every batting category: games played (3,026), at-bats (10,971), runs (1,949), hits (3,630), doubles (725), triples (177), home runs (475), RBI (1,950), walks (1,605) and total bases (6,134). His .331 average is fourth behind Rogers Hornsby (.359), Johnny Mize (.336) and Joe Medwick (.335). And, despite being an everyday player most of his career, Musial ranks eighth with 35 pinch-hits. He has the most walk-off home runs in franchise history (12) and the second-most multiple homer games (37) behind Albert Pujols (42).

After initially joining the Cardinals late in 1941, Musial arrived for good the following season, beginning a stretch of 16 straight years in which he batted .300 or better. In 1943, Musial led the National League with a .357 average, 220 hits, 48 doubles and 20 triples en route to earning the first of his three Most Valuable Player awards. Musial also was named MVP in 1946 (led league with .365 average, 124 runs, 228 hits, 50 doubles and 20 triples) and 1948 (topped N.L. with .376 average, 135 runs, 230 hits, 46 doubles, 18 triples and 131 RBI). All told, the sweet-swinging left-handed batter paced the Senior Circuit in batting seven times.

A member of four World Series teams (1942, 1943, 1944 and 1946), Musial was chosen to play in 24 All-Star Games (tied for the most in major league history with Hank Aaron and Willie Mays). His six home runs are the most in Midsummer Classic annals. He won the 1955 game with a 12th-inning homer off Frank Sullivan of the Boston Red Sox at County Stadium in Milwaukee.

On May 13, 1958, Musial collected the 3,000th hit of his career with a pinch-hit double off Moe Drabowsky of the Chicago Cubs at Wrigley Field. Musial finished his career with 3,630 hits. At the time of his retirement, he held major league records for extra-base hits and total bases and N.L. marks for runs, hits, doubles and RBI. He still has the fourth-most hits in baseball history – behind Pete Rose (4,256), Ty Cobb (4,190) and Hank Aaron (3,771).

Following his playing days, Musial was a long-time senior vice-president with the Cardinals and served as general manager when they won the 1967 World Series over the Boston Red Sox.

Musial was the first player in Cardinals history to have his uniform number retired, and he was a first-ballot National Baseball Hall of Fame inductee in 1969, receiving 93 percent of the votes from the Baseball Writers Association of America. He was selected to the Major League Baseball All-Century team in 1999 and was an inaugural member of the St. Louis Cardinals Hall of Fame in 2014. In 2015, Musial was voted by the fans as a member of Franchise Four, joining Lou Brock, Bob Gibson and Rogers Hornsby as one of the most impactful players who best represented the history of the Cardinals.

More than anything else, the personable Musial was a great emissary for all that is good about the game of baseball. A bronze statue of Musial stands outside Busch Stadium with the following words: "Here stands baseball's perfect warrior. Here stands baseball's perfect knight." In 2010, Musial was chosen by former President Barack Obama to receive the Presidential Medal of Freedom, the highest civilian honor for a United States citizen.

### PROMINENT CARDINALS WHO WORE NO. 6

- Jack Rothrock, 1934-35
- Red Schoendienst, 1945



Stan Musial

COMPLETE RECORD

Year Club	AVG	G	AB	R	H	2B	3B	HR	RBI	BB	SO	SB	SLG	OBP
1938 Williamson	.258	26	62	5	16	3	0	1	6	---	---	---	---	---
1939 Williamson	.352	23	71	10	25	3	3	1	9	---	---	---	---	---
1940 Daytona Beach	.311	113	405	55	126	17	10	1	70	---	---	---	---	---
1941 Springfield (Mo.)	.379	87	348	100	132	27	10	*26	94	---	---	---	---	---
Rochester	.326	54	221	43	72	10	4	3	21	---	---	---	---	---
St. Louis	.426	12	47	8	20	4	0	1	7	2	1	1	.574	.449
1942 St. Louis	.315	140	467	87	147	32	10	10	72	62	25	6	.490	.397
1943 St. Louis	*.357	157	617	108	*220	*48	*20	13	81	72	18	9	*.562	*.425
1944 St. Louis	.347	146	568	112	+197	*51	14	12	94	90	28	7	*.549	*.440
1945	DID NOT PLAY, MILITARY SERVICE													
1946 St. Louis	*.365	156	624	*124	*228	*50	*20	16	103	73	31	7	*.587	.434
1947 St. Louis	.312	149	587	113	183	30	13	19	95	80	24	4	.504	.398
1948 St. Louis	*.376	155	611	*135	*230	*46	*18	39	*131	79	34	7	*.702	*.450
1949 St. Louis	.338	157	612	128	*207	*41	+13	36	123	107	38	3	.624	*.438
1950 St. Louis	*.346	146	555	105	192	41	7	28	109	87	36	5	*.596	.437
1951 St. Louis	*.355	152	578	+124	205	30	+12	32	108	98	40	4	.614	.449
1952 St. Louis	*.336	154	578	+105	*194	*42	6	21	91	96	29	7	*.538	.432
1953 St. Louis	.337	157	593	127	200	*53	9	30	113	*105	32	3	.609	*.437
1954 St. Louis	.330	153	591	+120	195	*41	9	35	126	103	39	1	.607	.433
1955 St. Louis	.319	154	562	97	179	30	5	33	108	80	39	5	.566	.411
1956 St. Louis	.310	156	594	87	184	33	6	27	*109	75	39	2	.522	.390
1957 St. Louis	*.351	134	502	82	176	38	3	29	102	66	34	1	.612	*.428
1958 St. Louis	.337	135	472	64	159	35	2	17	62	72	26	0	.528	.426
1959 St. Louis	.255	115	341	37	87	13	2	14	44	60	25	0	.428	.367
1960 St. Louis	.275	116	331	49	91	17	1	17	63	41	34	1	.486	.358
1961 St. Louis	.288	123	372	46	107	22	4	15	70	52	35	0	.489	.376
1962 St. Louis	.330	135	433	57	143	18	1	19	82	64	46	3	.508	.420
1963 St. Louis	.255	124	337	34	86	10	2	12	58	35	43	2	.404	.329
MAJOR TOTALS	.331	3026	10972	1949	3630	725	177	475	1951	1599	696	78	.559	.418

\*Led League. +Tied for league lead.

WORLD SERIES RECORD

Year Club/Opp.	AVG	G	AB	R	H	2B	3B	HR	RBI	BB	SO	SB	SLG	OBP
1942 St.L. vs. N.Y.	.222	5	18	2	4	1	0	0	2	4	0	0	.278	.364
1943 St.L. vs. N.Y.	.278	5	18	2	5	0	0	0	0	2	2	0	.278	.350
1944 St.L. vs. St.L.	.304	6	23	2	7	2	0	1	2	2	0	0	.522	.360
1946 St.L. vs. Bos.	.222	7	27	3	6	4	1	0	4	4	2	1	.444	.323
W.S. TOTALS	.256	23	86	9	22	7	1	1	8	12	4	1	.395	.347

ALL-STAR RECORD

Year Club	AVG	G	AB	R	H	2B	3B	HR	RBI	BB	SO	SB	SLG	OBP
1943 National	.250	1	4	0	1	1	0	0	1	0	0	0	.500	.250
1944 National	.250	1	4	1	1	0	0	0	1	0	0	0	.250	.250
1946 National	.000	1	2	0	0	0	0	0	0	0	0	0	.000	.000
1947 National	.000	1	1	0	0	0	0	0	0	0	0	0	.000	.000
1948 National	.500	1	4	1	2	0	0	1	2	1	1	0	1.250	.600
1949 National	.750	1	4	1	3	0	0	1	2	1	0	0	1.500	.800
1950 National	.000	1	5	0	0	0	0	0	0	1	0	0	.000	.167
1951 National	.500	1	4	1	2	0	0	1	1	1	0	1	1.250	.600
1952 National	.000	1	2	1	0	0	0	0	0	0	2	0	.000	.600
1953 National	.500	1	4	0	2	0	0	0	0	0	1	0	.500	.500
1954 National	.400	1	5	1	2	0	0	0	0	0	0	0	.400	.400
1955 National	.250	1	4	1	1	0	0	1	1	1	1	0	1.000	.400
1956 National	.250	1	4	1	1	0	0	1	1	0	1	0	1.000	.250
1957 National	.333	1	3	1	1	1	0	0	0	1	0	0	.667	.500
1958 National	.250	1	4	1	1	0	0	0	0	0	0	0	.250	.250
1959 National	.000	2	1	0	0	0	0	0	0	1	0	0	.000	.500
1960 National	1.000	2	2	1	2	0	0	1	1	0	0	0	2.500	1.000
1961 National	.000	2	2	0	0	0	0	0	0	0	1	0	.000	.000
1962 National	.333	2	3	0	1	0	0	0	0	0	0	0	.333	.333
1963 National	.000	1	1	0	0	0	0	0	0	0	0	0	.000	.000
A.S. TOTALS	.317	24	63	11	20	2	0	6	10	7	7	1	.635	.386



## Retired Numbers



### ENOS SLAUGHTER OUTFIELDER

9

**FULL NAME:** Enos Bradsher Slaughter

**HEIGHT:** 5-9    **WEIGHT:** 190    **BATTED:** Left    **THREW:** Right

**BORN:** April 27, 1916 at Roxboro, North Carolina

**DIED:** August 12, 2002 at Durham, North Carolina

**YEARS WITH CARDINALS:** 1938-42, 1946-53

**NUMBER RETIRED:** 1996

He didn't have the nickname, but Enos Slaughter was a genuine "Charlie Hustle." Throughout his career, he was known for his all-out style of play.

Slaughter dashed into baseball immortality in Game 7 of the 1946 World Series against the Boston Red Sox. With the score tied 3-3 in the bottom of the eighth inning, Slaughter led off with a single. He remained at first base as the next two batters were retired and then took off to steal second with left fielder Harry Walker at the plate. Walker stroked a double into center field, and Boston's Leon Culberson threw the ball to shortstop Johnny Pesky. While Pesky hesitated on the relay, Slaughter kept on running, ignoring third base coach Mike Gonzalez's stop sign and scoring what proved to be the series-deciding run.

Long before his "Mad Dash," Slaughter was a bona fide all-star. He broke into the major leagues with the Cardinals in 1938 and the next year led the National League with 52 doubles while batting .320. It was the first of four straight seasons in which Slaughter batted at a .300 clip. In 1942, he had a .318 average – second in the N.L. to Ernie Lombardi of the Boston Braves (.330) – and league-leading totals of 188 hits and 17 triples. St. Louis' outfield of Slaughter in right, Terry Moore in center and Stan Musial in left is regarded as the best in franchise history. The Cardinals won the 1942 World Championship over the New York Yankees.

After a three-year stint in the service, Slaughter returned to the Cardinals in 1949 and topped the league with 130 RBI to go with a .300 average and 18 home runs. In 1950 and 1952, Slaughter drove in 101 runs while hitting fewer than 15 home runs.

On April 11, 1954, Slaughter was traded to the Yankees for outfielder Bill Virdon, pitcher Mel Wright and minor league outfielder Emil Telling. Upon being told of the deal, Slaughter sat in front of his locker and cried. On the Cardinals' career lists, he ranks third in triples (135) and RBI (1,149); fourth in walks (838); fifth in games played (1,820), runs (1,071), hits (2,064) and total bases (3,138); sixth in at-bats (6,775); and seventh in doubles (366). He batted .300 in eight of his 13 seasons with the Cardinals.

Slaughter subsequently played for the Kansas City Athletics (1955-56) before returning to the Yankees (1956-59) and finishing his career with the Milwaukee Braves (1959). The Veterans Committee elected the 10-time All-Star, who was nicknamed "Country," into the National Baseball Hall of Fame in 1985, and he was an inaugural member of the St. Louis Cardinals Hall of Fame in 2014.

#### PROMINENT CARDINALS WHO WORE NO. 9

- Roger Maris, 1967-68
- Joe Torre, 1969-74, 1991-95
- Terry Pendleton, 1984-90

## Enos Slaughter

## COMPLETE RECORD

Year Club	AVG	G	AB	R	H	2B	3B	HR	RBI	BB	SO	SB	SLG	OBP
1935 Martinsville	.273	109	422	68	115	25	11	18	---	---	---	---	---	---
1936 Columbus	.325	151	569	106	185	31	*20	9	118	---	---	---	---	---
1937 Columbus	*.382	154	642	*147	*245	42	13	26	122	---	---	---	---	---
1938 St. Louis	.276	112	395	59	109	20	10	8	58	32	38	1	.438	.330
1939 St. Louis	.320	149	604	95	193	*52	5	12	86	44	53	2	.482	.371
1940 St. Louis	.306	140	516	96	158	25	13	17	73	50	35	8	.504	.370
1941 St. Louis	.311	113	425	71	132	22	9	13	76	53	28	4	.496	.390
1942 St. Louis	.318	152	591	100	*188	31	*17	13	98	88	30	9	.494	.412
1943	DID NOT PLAY, MILITARY SERVICE													
1944	DID NOT PLAY, MILITARY SERVICE													
1945	DID NOT PLAY, MILITARY SERVICE													
1946 St. Louis	.300	156	609	100	183	30	8	18	*130	69	41	9	.465	.374
1947 St. Louis	.294	147	551	100	162	31	13	10	86	59	27	4	.452	.366
1948 St. Louis	.321	146	549	91	176	27	11	11	90	81	29	4	.470	.409
1949 St. Louis	.336	151	568	92	191	34	+13	13	96	79	37	3	.511	.418
1950 St. Louis	.290	148	556	82	161	26	7	10	101	66	33	3	.415	.367
1951 St. Louis	.281	123	409	48	115	17	8	4	64	67	25	7	.391	.386
1952 St. Louis	.300	140	510	73	153	17	12	11	101	70	25	6	.445	.386
1953 St. Louis	.291	143	492	64	143	34	9	6	89	80	28	4	.433	.395
1954 New York (AL)	.248	69	125	19	31	4	2	1	19	28	8	0	.336	.386
1955 New York (AL)	.111	10	9	1	1	0	0	0	1	1	1	0	.111	.200
Kansas City	.322	108	267	49	86	12	4	5	34	40	17	2	.453	.408
1956 Kansas City	.278	91	223	37	62	14	3	2	23	29	20	1	.395	.362
New York (AL)	.289	24	83	15	24	4	2	0	4	5	6	1	.386	.330
1957 New York (AL)	.254	96	209	24	53	7	1	5	34	40	19	0	.368	.369
1958 New York (AL)	.304	77	138	21	42	4	1	4	19	21	16	2	.435	.396
1959 New York (AL)	.172	74	99	10	17	2	0	6	21	13	19	1	.374	.265
Milwaukee	.167	11	18	0	3	0	0	0	1	3	3	0	.167	.286
<b>MAJOR TOTALS</b>	<b>.300</b>	<b>2380</b>	<b>7946</b>	<b>1247</b>	<b>2383</b>	<b>413</b>	<b>148</b>	<b>169</b>	<b>1304</b>	<b>1018</b>	<b>538</b>	<b>71</b>	<b>.453</b>	<b>.382</b>

\*Led League

+Tied for League Lead

## WORLD SERIES RECORD

Year Club/Opp.	AVG	G	AB	R	H	2B	3B	HR	RBI	BB	SO	SB	SLG	OBP
1942 St.L. vs. N.Y.	.263	5	19	3	5	1	0	1	2	3	2	0	.474	.364
1946 St.L. vs. Bos.	.320	7	25	5	8	1	1	1	2	4	3	1	.560	.414
1956 N.Y. vs. Bro.	.350	6	20	6	7	0	0	1	4	4	0	0	.500	.458
1957 N.Y. vs. Mil.	.250	5	12	2	3	1	0	0	0	3	2	0	.333	.400
1958 N.Y. vs. Mil.	.000	4	3	1	0	0	0	0	0	1	1	0	.000	.250
<b>W.S. TOTALS</b>	<b>.291</b>	<b>27</b>	<b>79</b>	<b>17</b>	<b>23</b>	<b>3</b>	<b>1</b>	<b>3</b>	<b>8</b>	<b>15</b>	<b>8</b>	<b>1</b>	<b>.468</b>	<b>.404</b>

## ALL-STAR RECORD

Year Club	AVG	G	AB	R	H	2B	3B	HR	RBI	BB	SO	SB	SLG	OBP
1941 National	.500	1	2	1	1	0	0	0	0	0	1	0	.500	---
1942 National	.500	1	2	0	1	0	0	0	0	0	0	0	.500	---
1946 National	.000	1	1	0	0	0	0	0	0	0	0	0	.000	---
1947 National	.000	1	3	0	0	0	0	0	0	1	0	0	.000	---
1948 National	.500	1	2	0	1	0	0	0	0	1	0	0	.500	---
1949 National	.000	1	1	0	0	0	0	0	0	0	0	0	.000	---
1950 National	.500	1	4	1	2	0	1	0	1	1	0	0	1.000	---
1951 National	.000	1	1	0	0	0	0	0	0	0	0	0	.000	---
1952 National	.500	1	2	0	1	1	0	0	0	0	1	0	1.000	---
1953 National	.667	1	3	2	2	0	0	0	1	1	0	1	.667	---
<b>A.S. TOTALS</b>	<b>.381</b>	<b>10</b>	<b>21</b>	<b>4</b>	<b>8</b>	<b>1</b>	<b>1</b>	<b>0</b>	<b>2</b>	<b>4</b>	<b>2</b>	<b>1</b>	<b>.524</b>	<b>---</b>

## Retired Numbers



### TONY La RUSSA MANAGER

# 10

**FULL NAME:** Anthony La Russa Jr.

**BORN:** October 4, 1944 at Tampa, Florida

**YEARS WITH CARDINALS:** 1996-2011

**NUMBER RETIRED:** 2012

Tony La Russa was tantamount with winning.

As manager of the Cardinals from 1996 to 2011, La Russa amassed 1,408 victories. He became the winningest manager in franchise history Aug. 31, 2007, surpassing Red Schoendienst with No. 1,042. La Russa also won championships in St. Louis: eight division titles, three National League pennants and the 2006 and 2011 World Series. All told, the Cardinals made nine postseason appearances in La Russa's 16 seasons at the helm, and his teams finished first, second or third in the N.L. Central Division 13 times.

His finest hour may have been his last. Trailing the Texas Rangers three games to two in the 2011 World Series – and twice down to their final strike in Game 6 – the Cardinals rallied to force Game 7 and went on to capture the franchise's 11th world championship. It capped a magical two-month odyssey for the ball club, which had been staving off elimination seemingly at every turn since Aug. 25, when it trailed the N.L. wild card race by 10 1/2 games, and made the playoffs on the season's final day.

When La Russa announced his retirement Oct. 31, 2011, his 16 years of continuous service were the most among active managers/head coaches in the four major professional sports leagues.

Prior to the Cardinals, La Russa managed the Chicago White Sox (1979-86) and Oakland A's (1986-95). Over 33 seasons, he totaled 2,728 victories, ranking third in Major League Baseball history behind Connie Mack (3,731) and John McGraw (2,763). La Russa managed 5,097 games, second to Mack (7,755).

La Russa is the only manager to win multiple pennants in both leagues and one of two to win a World Series title in both, following Sparky Anderson. La Russa's 70 postseason victories (50 with St. Louis, 19 with Oakland and 1 with Chicago) rank second to Joe Torre's 84 among big league skippers.

In Oakland, La Russa piloted the A's to four division titles, three American League pennants and the 1989 World Championship. He is the A's franchise leader with 798 wins. The 1983 White Sox won the A.L. Western Division to make their first postseason appearance in 24 years.

La Russa and Leo Durocher are the only managers in major league history to win 500 games with three different teams. La Russa was named Major League Manager of the Year in 1983 and 1996; A.L. Manager of the Year in 1983, 1988 and 1992; and N.L. Manager of the Year in 2002. La Russa is the only manager to win an All-Star Game in both leagues, and he had a 4-2 record in the Midsummer Classic.

A native of Tampa, Fla., La Russa played second base, shortstop and third base in the majors for parts of six seasons with the Kansas City A's (1963), Oakland (1968-71), Atlanta (1971) and Chicago Cubs (1973).

Nineteen years before becoming manager of the Cardinals, La Russa served as a player-coach for the organization's New Orleans Triple-A affiliate in 1977. He began his managerial career a year later in the White Sox minor league system with Double-A Knoxville.

La Russa is a 1978 graduate of the Florida State University College of Law. He passed the bar exam in 1979 and became one of five lawyer/managers in baseball history, joining Monte Ward, Hughie Jennings, Miller Huggins and Branch Rickey.

In 2014, La Russa was inducted into the National Baseball Hall of Fame and was an inaugural member of the St. Louis Cardinals Hall of Fame. He and his wife, Elaine, are the founders of Tony La Russa's Animal Rescue Foundation, which saves abandoned dogs and cats and finds them homes.

## Tony La Russa

### MANAGERIAL RECORD

Year	Club	W	L	PCT.	FINISH
1979	Chicago (AL)	27	27	.500	5th
1980	Chicago (AL)	70	90	.438	5th
1981	Chicago (AL)	54	52	.509	*
1982	Chicago (AL)	87	75	.537	3rd
1983	Chicago (AL)	99	63	.611	1st
1984	Chicago (AL)	74	88	.457	5th
1985	Chicago (AL)	85	77	.525	3rd
1986	Chicago (AL)	26	38	.406	5th
1986	Oakland	45	34	.570	3rd
1987	Oakland	81	81	.500	3rd
1988	Oakland	104	58	.642	1st
1989	Oakland	99	63	.611	1st
1990	Oakland	103	59	.636	1st
1991	Oakland	84	78	.519	4th
1992	Oakland	96	66	.593	1st
1993	Oakland	68	94	.420	7th
1994	Oakland	51	63	.447	2nd
1995	Oakland	67	77	.465	4th
1996	St. Louis	88	74	.543	1st
1997	St. Louis	73	89	.451	4th
1998	St. Louis	83	79	.512	3rd
1999	St. Louis	75	86	.466	4th
2000	St. Louis	95	67	.586	1st
2001	St. Louis	93	69	.574	2nd
2002	St. Louis	97	65	.599	1st
2003	St. Louis	85	77	.525	3rd
2004	St. Louis	105	57	.648	1st
2005	St. Louis	100	62	.617	1st
2006	St. Louis	83	78	.516	1st
2007	St. Louis	78	84	.481	3rd
2008	St. Louis	86	76	.531	4th
2009	St. Louis	91	71	.562	1st
2010	St. Louis	86	76	.531	2nd
2011	St. Louis	90	72	.556	2nd
ST. LOUIS TOTALS		1408	1182	.544	
MAJOR TOTALS		2728	2365	.536	

\* Split season due to players' strike. White Sox finished third in first half and sixth in second half.

### MAJOR LEAGUE BASEBALL CAREER MANAGERIAL WINS

Connie Mack .....	3,731
John McGraw .....	2,763
Tony La Russa .....	2,728


### ST. LOUIS CARDINALS CAREER MANAGERIAL WINS

Tony La Russa .....	1,408
Red Schoendienst .....	1,041
Whitey Herzog .....	822

### PROMINENT CARDINALS WHO WORE NO. 10

- Johnny Mize, 1936-41
- Mike Tyson, 1972-78
- Tom Alston, 1954-55
- Ken Oberkell, 1981-84

## Retired Numbers



### KEN BOYER THIRD BASEMAN/MANAGER

# 14

**FULL NAME:** Kenton Lloyd Boyer

**HEIGHT:** 6-2    **WEIGHT:** 200    **BATTED:** Right    **THREW:** Right

**BORN:** May 20, 1931 at Liberty, Missouri

**DIED:** September 7, 1982 at St. Louis, Missouri

**YEARS WITH CARDINALS:** 1955-65, 1971-72, 1978-80

**NUMBER RETIRED:** 1984

Only one player in Cardinals history has hit for the cycle twice. Ken Boyer accomplished the feat Sept. 14, 1961, against the Chicago Cubs and June 16, 1964, against the Houston Colt .45s.

Boyer was a solid all-around third baseman. He hit for average and power and earned five Gold Glove Awards for his fielding prowess. From 1958 to 1963, he averaged 26 home runs and 98 RBI to go with a .304 batting average. Then in 1964, Boyer was named the National League Most Valuable Player after batting .295 with 24 homers and a league-leading 119 RBI. In the World Series against the New York Yankees, Boyer clubbed a grand slam in Game 4 to give the Cardinals a 4-3 victory and contributed three hits and three runs to help St. Louis win the seventh and deciding game, 7-5.

An N.L. All-Star in 1956 and from 1959 to 1964, Boyer hit a two-run homer in the second 1960 game at Yankee Stadium and a solo blast in the 1964 contest at Shea Stadium. He was a .348 batter (8-for-23) in the Midsummer Classic.

"The Captain" was traded to the New York Mets on Oct. 20, 1965, in exchange for pitcher Al Jackson and third baseman Charley Smith. On the Cardinals' career lists, Boyer ranks third in home runs (255); sixth in RBI (1,001) and total bases (3,011); seventh in at-bats (6,334); eighth in runs (988); ninth in hits (1,855) and games played (1,667) and 10th in walks (631). His seven grand slams are tied for third in club history behind Albert Pujols (12) and Stan Musial (9).

Being a native Missourian, Boyer was always a Cardinal at heart. He returned to the organization as a minor league manager in 1970 and again from 1973 to 1976 and served as a major league coach in 1971 and 1972. He replaced Vern Rapp as manager of the big league club on April 29, 1978, and piloted the Cardinals to an 86-76 record and third-place finish in the N.L. Eastern Division the following year. But, in 1980, with expectations high, the Cardinals never got on track, and Boyer was dismissed June 8 after a 6-4 loss in the first game of a double-header against the Montreal Expos dropped their record to 18-33.

Boyer was diagnosed with lung cancer in the early 1980s, and the disease ultimately took his life in 1982 at just 51 years of age. He was an inaugural member of the Cardinals Hall of Fame in 2014.

#### PROMINENT CARDINALS WHO WORE NO. 14

- Burgess Whitehead, 1934-35
- Gerry Staley, 1947-54



Ken Boyer

COMPLETE RECORD

Year	Club	AVG	G	AB	R	H	2B	3B	HR	RBI	BB	SO	SB	SLG	OBP
1949	Lebanon	.455	16	33	10	15	1	1	3	9	---	---	---	---	---
1950	Hamilton	.342	80	240	41	82	17	6	9	61	---	---	---	---	---
1951	Omaha	.306	151	565	87	173	28	7	14	90	---	---	---	---	---
1952	DID NOT PLAY, MILITARY SERVICE														
1953	DID NOT PLAY, MILITARY SERVICE														
1954	Houston	.319	159	634	116	202	42	7	21	116	---	---	---	---	---
1955	St. Louis	.264	147	530	78	140	27	2	18	62	37	67	22	.425	.313
1956	St. Louis	.306	150	595	91	182	30	2	26	98	38	65	8	.494	.349
1957	St. Louis	.265	142	544	79	144	18	3	19	62	44	77	12	.414	.321
1958	St. Louis	.307	150	570	101	175	21	9	23	90	49	53	11	.496	.365
1959	St. Louis	.309	149	563	86	174	18	5	28	94	67	77	12	.508	.384
1960	St. Louis	.304	151	552	95	168	26	10	32	97	56	77	8	.562	.373
1961	St. Louis	.329	153	589	109	194	26	11	24	95	68	91	6	.533	.400
1962	St. Louis	.291	160	611	92	178	27	5	24	98	75	104	12	.470	.370
1963	St. Louis	.285	159	617	86	176	28	2	24	111	70	90	1	.454	.360
1964	St. Louis	.295	162	628	100	185	30	10	24	*119	70	85	3	.489	.367
1965	St. Louis	.260	144	535	71	139	18	2	13	75	57	73	2	.374	.332
1966	New York (NL)	.266	136	496	62	132	28	2	14	61	30	64	4	.415	.308
1967	New York (NL)	.235	56	166	17	39	7	2	3	13	26	22	2	.355	.339
	Chicago (AL)	.261	57	180	17	47	5	1	4	21	7	25	0	.367	.289
1968	Chicago (AL)	.125	10	24	0	3	0	0	0	0	1	6	0	.125	.160
	Los Angeles (NL)	.271	83	221	20	60	7	2	6	41	16	34	2	.403	.324
1969	Los Angeles (NL)	.206	25	34	0	7	2	0	0	4	2	7	0	.265	.250
MAJOR TOTALS		.287	2034	7455	1104	2143	318	68	282	1141	713	1017	105	.462	.351

\*Led League


WORLD SERIES RECORD

Year	Club/Opp.	AVG	G	AB	R	H	2B	3B	HR	RBI	BB	SO	SB	SLG	OBP
1964	St.L. vs. N.Y.	.222	7	27	5	6	1	0	2	6	1	5	0	.481	.250

ALL-STAR RECORD

Year	Club	AVG	G	AB	R	H	2B	3B	HR	RBI	BB	SO	SB	SLG	OBP
1956	National	.600	1	5	1	3	0	0	0	1	0	0	0	.600	.600
1959	National	.333	2	3	1	1	0	0	0	0	1	0	0	.333	.500
1960	National	1.000	2	1	1	1	0	0	1	2	1	0	0	1.000	1.000
1961	National	.000	1	2	0	0	0	0	0	0	1	2	0	.000	.333
1962	National	.200	2	5	0	1	0	0	0	0	0	1	0	.200	.200
1963	National	.000	1	3	0	0	0	0	0	0	0	0	0	.000	.000
1964	National	.500	1	4	1	2	0	0	1	1	0	1	0	1.250	.500
A.S. TOTALS		.348	10	23	4	8	0	0	2	4	3	4	0	.609	.423

## Retired Numbers



### DIZZY DEAN PITCHER

# 17

**FULL NAME:** Jay Hanna (Dizzy) Dean

**HEIGHT:** 6-2    **WEIGHT:** 182    **BATTED:** Right    **THREW:** Right

**BORN:** January 16, 1910 at Lucas, Arkansas

**DIED:** July 17, 1974 at Reno, Nevada

**YEARS WITH CARDINALS:** 1930, 1932-37

**NUMBER RETIRED:** 1974

Dizzy Dean was the prototypical member of the Gas House Gang. The right-handed pitcher was one of baseball's zaniest characters. He also was a warrior and a winner.

After a cup of coffee with the Cardinals in 1930, Dean became a mainstay two years later. He put together his best season in 1934, going 30-7 with a 2.66 ERA and 195 strikeouts. Dean led the National League in wins and strikeouts and ranked second in ERA en route to being named the Most Valuable Player. He is the only pitcher in Cardinals history to win 30 games and the last N.L. hurler to accomplish the feat. St. Louis won the World Series that year over the Detroit Tigers four games to three, with Dean and his brother, Paul, accounting for all four victories. Dizzy fired a six-hit shutout in an 11-0 Game 7 win.

Dean, who led the league with 28 wins in 1935, was selected to four consecutive All-Star Games from 1934 to 1937. He was the winning pitcher in 1936 and the loser in 1937. But Dean lost more than the game in 1937. A line drive off the bat of Cleveland Indians' outfielder Earl Averill in the third inning broke one of Dean's toes. Dean refused to take time off to let the injury heal, and he began utilizing an unnatural pitching delivery that led to an arm injury from which he never fully recovered.

On April 16, 1938, the Cardinals traded Dean to the Chicago Cubs in exchange for pitchers Clyde Shoun and Curt Davis, outfielder Tuck Stainback and \$185,000. On the Cardinals' career lists, Dean ranks third in strikeouts (1,095); fourth in winning percentage (.641); sixth in complete games (141) and shutouts (23); seventh in wins (134); and 10th in innings pitched (1,738.1).

Dean was known for his fun-loving lifestyle and story telling as much as his success. In a double-header against the Brooklyn Dodgers at Sportsman's Park on Sept. 21, 1934, Dizzy authored a three-hit shutout in the opener and Paul followed with a no-hitter. "Gee whiz," Dizzy said afterwards. "If I'd a known Paul was gonna do it, I'd a thrown one, too."

Following his playing days, Dean was a colorful broadcaster who became an ambassador for baseball. He was inducted into the National Baseball Hall of Fame in 1953 and was an inaugural member of the Cardinals Hall of Fame in 2014.

#### PROMINENT CARDINALS WHO WORE NO. 17

- Joe Garagiola, 1947-51
- Bobby Tolan, 1966-68
- Vinegar Bend Mizell, 1956-58

## Dizzy Dean

### COMPLETE RECORD

Year	Club	W-L	ERA	G	GS	CG	SHO	SV	IP	H	R	ER	BB	SO	BA
1930	St. Joseph	17-8	3.69	32	---	---	---	---	217.0	204	118	89	77	134	---
	Houston	8-2	2.82	14	---	---	---	---	85.0	62	31	27	49	95	---
	St. Louis	1-0	1.00	1	1	1	0	---	9.0	3	1	1	3	5	.103
1931	Houston	*26-10	+1.53	41	---	---	---	---	304.0	210	71	53	90	*303	---
1932	St. Louis	18-15	3.30	46	33	16	+4	---	*286.0	280	122	105	102	*191	.260
1933	St. Louis	20-18	3.04	*48	34	+26	3	---	293.0	279	113	99	64	*199	.250
1934	St. Louis	*30-7	2.66	50	33	24	*7	---	311.2	288	110	92	75	*195	.241
1935	St. Louis	*28-12	3.04	50	36	*29	3	---	*325.1	324	126	110	77	*190	.256
1936	St. Louis	24-13	3.17	+51	34	*28	2	---	*315.0	310	128	111	53	195	.253
1937	St. Louis	13-10	2.69	27	25	17	4	---	197.1	200	76	59	33	120	.259
1938	Chicago (NL)	7-1	1.81	13	10	3	1	---	74.2	63	20	15	8	22	.226
1939	Chicago (NL)	6-4	3.36	19	13	7	2	---	96.1	98	40	36	17	27	.261
1940	Chicago (NL)	3-3	5.17	10	9	3	0	---	54.0	68	35	31	20	18	.306
	Tulsa	8-8	3.17	21	---	---	---	---	142.0	149	69	50	19	51	---
1941	Chicago (NL)	0-0	18.00	1	1	0	0	---	1.0	3	3	2	0	1	.429
1947	St. Louis (AL)	0-0	0.00	1	1	0	0	---	4.0	3	0	0	1	0	.231
<b>MAJOR TOTALS</b>		<b>150-83</b>	<b>3.02</b>	<b>317</b>	<b>230</b>	<b>154</b>	<b>26</b>	<b>---</b>	<b>1967.1</b>	<b>1919</b>	<b>774</b>	<b>661</b>	<b>453</b>	<b>1163</b>	<b>.253</b>

\*Led League

+Tied for League Lead

### WORLD SERIES RECORD

Year	Club/Opp.	W-L	ERA	G	GS	CG	SHO	SV	IP	H	R	ER	BB	SO	BA
1934	St. L. vs. Det.	2-1	1.73	3	3	2	1	0	26.0	20	6	5	5	17	---
1938	Chi. (NL) vs. N.Y. (AL)	0-1	6.48	2	1	0	0	0	8.1	8	6	6	1	2	---
<b>W.S. TOTALS</b>		<b>2-2</b>	<b>2.88</b>	<b>5</b>	<b>4</b>	<b>2</b>	<b>1</b>	<b>0</b>	<b>34.1</b>	<b>28</b>	<b>12</b>	<b>11</b>	<b>6</b>	<b>19</b>	<b>---</b>

### ALL-STAR RECORD

Year	Club	W-L	ERA	G	GS	CG	SHO	SV	IP	H	R	ER	BB	SO	BA
1934	National	0-0	3.00	1	0	0	0	0	3.0	5	1	1	1	4	---
1935	National	0-0	0.00	1	0	0	0	0	1.0	1	0	0	1	1	---
1936	National	1-0	0.00	1	1	0	0	0	3.0	0	0	0	2	3	---
1937	National	0-1	6.00	1	1	0	0	0	3.0	4	2	2	1	2	---
<b>A.S. TOTALS</b>		<b>1-1</b>	<b>2.70</b>	<b>4</b>	<b>2</b>	<b>0</b>	<b>0</b>	<b>0</b>	<b>10.0</b>	<b>10</b>	<b>3</b>	<b>3</b>	<b>5</b>	<b>10</b>	<b>---</b>

## Retired Numbers



### LOU BROCK OUTFIELDER

# 20

**FULL NAME:** Louis Clark Brock

**HEIGHT:** 5-11 **WEIGHT:** 170

**BATS:** Left

**THROWS:** Left

**BORN:** June 18, 1939 at El Dorado, Arkansas

**YEARS WITH CARDINALS:** 1964-79

**NUMBER RETIRED:** 1979

If it's been said once, it's been said a million times. The Cardinals' acquisition of outfielder Lou Brock from the Chicago Cubs on June 15, 1964, ranks as perhaps the greatest steal in baseball history. St. Louis traded pitchers Ernie Broglio and Bobby Shantz and outfielder Doug Clemens in exchange for Brock and pitchers Jack Spring and Paul Toth.

Over the course of his career with the Cardinals, Brock established himself as the most prolific base stealer in baseball history to that time. His 938 stolen bases stood as the major league record until Rickey Henderson bettered the mark in 1991. Brock's total remains the National League standard, and he owns the major league record with 12 seasons of 50 or more steals. Brock led the N.L. in thefts on eight occasions (1966 to 1969 and 1971 to 1974). He set the season record with 118 in 1974, bettering Maury Wills' mark of 104 during the 1962 campaign. In 1978, the N.L. announced that its annual stolen base leader would receive the Lou Brock Award, making Brock the first active player to have an award named after him.

But Brock was more than a base burglar. He was a career .293 batter with 3,023 hits. Seven times he batted at a .300 or better clip. In 1967, Brock slugged 21 home runs and had 76 RBI from the leadoff spot. He also had 52 stolen bases, making him the first player in baseball history with 20 homers and 50 steals. The following year, Brock topped the N.L. in doubles (46), triples (14) and stolen bases (62), becoming the first player in the Senior Circuit to do so since Honus Wagner of the Pittsburgh Pirates in 1908. Brock joined the 3,000-hit club Aug. 13, 1979, with a fourth-inning single off Dennis Lamp of the Chicago Cubs at Busch Stadium. Brock's 3,023 career hits rank 28th on baseball's all-time list through 2019.

Upon his arrival in St. Louis, Brock paid immediate dividends, batting .348 for the balance of the 1964 season and propelling the Cardinals from eighth place in the N.L. to a World Championship over the New York Yankees. The Cardinals won the World Series again in 1967 over the Boston Red Sox and were N.L. champions in 1968. Brock was at his best in postseason play. His .391 career batting average (34-for-87) ranks as the third-best in World Series history, while his 14 stolen bases are tied for the most all time with Eddie Collins of the Philadelphia Athletics and Chicago White Sox. Brock holds the Fall Classic record for stolen bases in a single series (7 in both 1967 and 1968).

On the Cardinals' career lists, Brock ranks first in stolen bases (888 – Vince Coleman is second with 549); second in games played (2,289), at-bats (9,125), runs (1,427) and hits (2,713); third in doubles (434) and total bases (3,776); fourth in triples (121); and sixth in walks (681). His 21 career leadoff home runs are the second-most in club annals behind Matt Carpenter (24).

Brock has remained active in baseball since retiring as a player following the 1979 season. He worked in the Cardinals' broadcast booth from 1981 to 1984; was a base-running consultant for the Minnesota Twins in 1987, Los Angeles Dodgers in 1988 and Montreal Expos in 1993; and has served as a special instructor for the Cardinals (base running and outfield play) since 1995.

The six-time N.L. All-Star was a first-ballot National Baseball Hall of Fame inductee in 1985 and was an inaugural member of the St. Louis Cardinals Hall of Fame in 2014. He was voted the left fielder on the All-Busch Stadium II team in 2005. In 2015, Brock was voted by the fans as a member of Franchise Four, joining Bob Gibson, Rogers Hornsby and Stan Musial as one of the most impactful players who best represented the history of the Cardinals.

## Lou Brock

## COMPLETE RECORD

Year	Club	AVG	G	AB	R	H	2B	3B	HR	RBI	BB	SO	SB	SLG	OBP
1961	St. Cloud	.361	128	501	117	181	33	6	14	82	51	105	38	.535	---
	Chicago (NL)	.091	4	11	1	1	0	0	0	0	1	3	0	.091	.167
1962	Chicago (NL)	.263	123	434	73	114	24	7	9	35	35	96	16	.412	.322
1963	Chicago (NL)	.258	148	547	79	141	19	11	9	37	31	122	24	.382	.302
1964	Chicago (NL)	.251	52	215	30	54	9	2	2	14	13	40	10	.340	.300
	St. Louis	.348	103	419	81	146	21	9	12	44	27	87	33	.527	.391
1965	St. Louis	.288	155	631	107	182	35	8	16	69	45	116	63	.445	.345
1966	St. Louis	.285	156	643	94	183	24	12	15	46	31	134	*74	.429	.321
1967	St. Louis	.299	159	689	+113	206	32	12	21	76	24	109	*52	.472	.328
1968	St. Louis	.279	159	660	92	184	*46	*14	6	51	46	124	*62	.418	.329
1969	St. Louis	.298	157	665	97	195	33	10	12	47	50	115	*53	.434	.349
1970	St. Louis	.304	155	664	114	202	29	5	13	57	60	99	51	.422	.363
1971	St. Louis	.313	157	640	*126	200	37	7	7	61	76	107	*64	.425	.386
1972	St. Louis	.311	153	621	81	193	29	8	3	42	47	93	*63	.393	.360
1973	St. Louis	.297	160	650	110	193	29	8	7	63	71	112	*70	.398	.366
1974	St. Louis	.306	153	635	105	194	25	7	3	48	61	88	*118	.381	.368
1975	St. Louis	.309	136	528	78	163	27	6	3	47	38	64	56	.400	.359
1976	St. Louis	.301	133	498	73	150	24	5	4	67	35	75	56	.394	.348
1977	St. Louis	.272	141	489	69	133	22	6	2	46	30	74	35	.354	.317
1978	St. Louis	.221	92	298	31	66	9	0	0	12	17	29	17	.252	.263
1979	St. Louis	.304	120	405	56	123	15	4	5	38	23	43	21	.398	.346
MAJOR TOTALS		.293	2616	10332	1610	3023	486	141	149	900	761	1730	938	.410	.344

\*Led league

+Tied for league lead

## WORLD SERIES RECORD

Year	Club/Opp.	AVG	G	AB	R	H	2B	3B	HR	RBI	BB	SO	SB	SLG	OBP
1964	St.L. vs. N.Y.	.300	7	30	2	9	2	0	1	5	0	3	0	.467	.300
1967	St.L. vs. Bos.	.414	7	29	8	12	2	1	1	3	2	3	7	.655	.452
1968	St.L. vs. Det.	.464	7	28	6	13	3	1	2	5	3	4	7	.857	.516
W.S. TOTALS		.391	21	87	16	34	7	2	4	13	5	10	14	.655	.424

## ALL-STAR RECORD

Year	Club	AVG	G	AB	R	H	2B	3B	HR	RBI	BB	SO	SB	SLG	OBP
1967	National	.000	1	2	0	0	0	0	0	0	0	0	0	.000	.000
1971	National	.000	1	1	0	0	0	0	0	0	0	0	0	.000	.000
1972	National	SELECTED, DID NOT PLAY													
1974	National	1.000	1	1	1	1	0	0	0	0	0	0	1	1.000	1.000
1975	National	.333	1	3	1	1	0	0	0	0	0	0	1	.333	.333
1979	National	1.000	1	1	0	1	0	0	0	0	0	0	0	1.000	1.000
A.S. TOTALS		.375	5	8	2	3	0	0	0	0	0	0	2	.375	.375

## PROMINENT CARDINALS WHO WORE NO. 20

- Burleigh Grimes, 1933-34
- George Munger, 1946-52
- Wally Moon, 1954-58

## Retired Numbers



### WHITEY HERZOG MANAGER

# 24

**FULL NAME:** Dorrel Norman Elvert Herzog

**BORN:** November 9, 1931 at New Athens, Illinois

**YEARS WITH CARDINALS:** 1980-90

**NUMBER RETIRED:** 2010

Baseball in St. Louis was reborn in the 1980s under Whitey Herzog.

A native of New Athens, Ill., in the Metro East area of St. Louis, Herzog managed the Cardinals from 1980 to 1990. He ranks third in franchise history with 822 victories – trailing only Tony La Russa (1,408) and Red Schoendienst (1,041) – and his teams won three National League pennants and the 1982 World Series.

Hand-picked by club president August Busch Jr., Herzog took over the Redbirds on June 9, 1980. Two months later, Herzog turned over his on-field managerial duties to become general manager and have more direct involvement in player personnel. He assumed the dual role of field manager and general manager in October. At the winter meetings that December, Herzog began to transform the Cardinals with three blockbuster trades involving 21 players. He envisioned a team built on speed and defense in spacious Busch Stadium.

St. Louis posted the best record in the N.L. in 1981 but finished second in the Eastern Division in both halves of the strike-interrupted season and did not make the playoffs. Herzog relinquished his general manager duties on Opening Day of the 1982 season. The Cardinals went on to win the World Series with a thrilling seven-game victory over the Milwaukee Brewers. It marked the franchise's first championship in 15 years.

Two more pennants followed in 1985 and 1987. Meanwhile, fans flocked to Busch Stadium to watch the Cardinals' entertaining style of play that became known as "Whiteyball." In Herzog's eight full seasons as skipper, St. Louis drew at least 2.4 million spectators annually while topping the 3-million plateau for the first two times in club annals (1987 and 1989). Herzog, who valued his sterling relationship with Busch, resigned July 5, 1990, less than a year after Busch died, and did not manage again.

Before coming to St. Louis, Herzog managed the Texas Rangers (1973), California Angels (1974 on an interim basis) and Kansas City Royals (1975-79). The Royals won three straight American League Western Division titles from 1976 to 1978 but fell to the New York Yankees in the League Championship Series all three times.

Herzog's lifetime managerial record was 1,281-1,125, a .532 winning percentage. His win total ranks 37th on baseball's all-time list through 2019. He was named the 1982 Major League Manager of the Year and 1985 N.L. Manager of the Year. The charismatic "White Rat" also spent time as a big league coach, farm system director and scout and briefly served as general manager of the Angels in 1993 and 1994.

Primarily an outfielder during an eight-year big-league playing career, Herzog batted .257 with 25 home runs and 172 RBI for the Washington Senators (1956-58), Kansas City Athletics (1958-60), Baltimore Orioles (1961-62) and Detroit Tigers (1963).

As a minor leaguer with the McAlester (Okla.) Rockets in 1949, Herzog was christened with the name "Whitey" by sportscaster Bill Speith for his light-colored hair.

Herzog was elected to the National Baseball Hall of Fame in 2010 by the Veterans Committee. Two days before the enshrinement ceremonies July 25, Cardinals chairman Bill DeWitt Jr. announced that Herzog's number 24 would be retired by the organization. Herzog wore No. 3 in 1980, but infielder Ken Oberkfell gave up No. 24 after the season and Herzog took it. Herzog was voted the manager on the All-Busch Stadium II team in 2005 and was an inaugural member of the Cardinals Hall of Fame in 2014.





Whitey Herzog

MANAGERIAL RECORD

Year	Club	W	L	PCT.	FINISH
1973	Texas	47	91	.341	6th
1974	California	2	2	.500	6th
1975	Kansas City	41	25	.621	2nd
1976	Kansas City	90	72	.556	1st
1977	Kansas City	102	60	.630	1st
1978	Kansas City	92	70	.568	1st
1979	Kansas City	85	77	.525	2nd
1980	St. Louis	38	35	.521	4th
1981	St. Louis	59	43	.578	1st*
1982	St. Louis	92	70	.568	1st
1983	St. Louis	79	83	.488	4th
1984	St. Louis	84	78	.519	3rd
1985	St. Louis	101	61	.623	1st
1986	St. Louis	79	82	.491	3rd
1987	St. Louis	95	67	.586	1st
1988	St. Louis	76	86	.469	5th
1989	St. Louis	86	76	.531	3rd
1990	St. Louis	33	47	.413	6th
ST. LOUIS TOTALS		822	728	.530	
MAJOR TOTALS		1281	1125	.532	

\* Split season due to players' strike. Cardinals finished second in both halves but had best overall record in Eastern Division.

PROMINENT CARDINALS WHO WORE NO. 24

- Dick Groat, 1963-65
- Rick Ankiel, 2007-09
- Ken Oberkfell, 1977-80

## Retired Numbers



### BRUCE SUTTER PITCHER

# 42

**FULL NAME:** Howard Bruce Sutter

**HEIGHT:** 6-2    **WEIGHT:** 190    **BATS:** Right    **THROWS:** Right

**BORN:** January 8, 1953 at Lancaster, Pennsylvania

**YEARS WITH CARDINALS:** 1981-84

**NUMBER RETIRED:** 2006

Bruce Sutter was a pioneer whose journey landed him in Cooperstown.

The right-handed lights-out closer, who made the split-fingered fastball famous, was elected to the National Baseball Hall of Fame in 2006. He became the fourth reliever enshrined into baseball's hallowed ground, following Hoyt Wilhelm (1985), Rollie Fingers (1992) and Dennis Eckersley (2004). Sutter was the first player never to start a game to be selected.

Sutter pitched for the Cardinals from 1981 to 1984. Acquired from the Chicago Cubs on Dec. 9, 1980, in exchange for first baseman Leon Durham, third baseman Ken Reitz and minor-league third baseman Ty Waller, Sutter proved to be a key acquisition for general manager and manager Whitey Herzog in his transformation of the Cardinals from underachievers to World Champions.

During the strike-shortened 1981 season, Sutter saved 25 games – the most by a St. Louis pitcher since the save became an officially recognized statistic in 1969. Chants of “Bruuuuuce!” bellowed throughout Busch Stadium every time he ran in from the bullpen. Sutter recorded 36 saves in 1982 and struck out Gorman Thomas of the Milwaukee Brewers to wrap up Game 7 of the World Series.

Sutter had 45 saves in 1985 to tie the Major League record – set by Dan Quisenberry of the Kansas City Royals two years earlier – that since has been eclipsed. The Cardinals elected not to re-sign Sutter after that season, and he moved on to the Atlanta Braves. He subsequently was hampered by shoulder problems that led to his retirement following the 1988 campaign at the age of 35.

Struggling in the minor leagues with Class-A Quincy (Ill.) in 1973, Sutter learned the revolutionary split-fingered pitch from former Cardinals right-hander Fred Martin, then a Chicago minor-league pitching coach. The pitch, an offshoot of the forkball that Sutter was suited to throw because of his long fingers, aptly was described as “a fastball that winds up like a dead fish” because of its wicked forward spin.

By 1976, Sutter was in the big leagues with the Cubs. He won the 1979 N.L. Cy Young Award after amassing 37 saves and a 2.22 ERA with 110 strikeouts in 101.3 innings pitched. He was only the third reliever to be so honored, following Mark Marshall of the Los Angeles Dodgers in 1974 and Sparky Lyle of the New York Yankees in 1977.

In 12 major-league seasons, Sutter totaled 300 saves to rank third on baseball's all-time list at the time of his retirement and tied for 29th through 2019. He worked more than one inning for 188 of his rescues and surpassed 100 innings pitched in a season on five occasions, with one more year at 99. Sutter led the Senior Circuit in saves in 1979, 1980, 1981, 1982 and 1984. He was a six-time All-Star – appearing in four games and earning two wins (1978 and 1979) and two saves (1980 and 1981) while not allowing a run – and received the Rolands Relief Man Award four times.

Sutter's four-year St. Louis save total of 127 established a franchise record and now ranks fourth behind Jason Isringhausen (217), Lee Smith (160) and Todd Worrell (129). Sutter was voted the relief pitcher on the All-Busch Stadium II team in 2005 and was an inaugural member of the Cardinals Hall of Fame in 2014.

## Bruce Sutter

## COMPLETE RECORD

Year	Club	W-L	ERA	G	GS	CG	SHO	SV	IP	H	R	ER	BB	SO	BA
1972	Bradenton	0-0	0.00	2	0	0	0	0	5.0	3	0	0	0	4	---
1973	Quincy	3-3	4.13	40	0	0	0	5	85.0	94	52	39	27	76	---
1974	Key West	1-5	1.35	18	1	0	0	3	40.0	26	9	6	13	50	---
	Midland	1-2	1.44	8	1	0	0	0	25.0	22	6	4	6	14	---
1975	Midland	5-7	2.15	41	0	0	0	+13	67.0	64	26	16	21	50	---
1976	Wichita	2-1	1.50	7	0	0	0	1	12.0	9	3	2	4	16	---
	Chicago (NL)	6-3	2.70	52	0	0	0	10	83.1	63	27	25	26	73	.209
1977	Chicago (NL)	7-3	1.34	62	0	0	0	31	107.1	69	21	16	23	129	.183
1978	Chicago (NL)	8-10	3.18	64	0	0	0	27	99	82	44	35	34	106	.220
1979	Chicago (NL)	6-6	2.22	62	0	0	0	*37	101.1	67	29	25	32	110	.186
1980	Chicago (NL)	5-8	2.64	60	0	0	0	*28	102.1	90	35	30	34	76	.243
1981	St. Louis	3-5	2.62	48	0	0	0	*25	82.1	64	24	24	24	57	.218
1982	St. Louis	9-8	2.90	70	0	0	0	*36	102.1	88	38	33	34	61	.235
1983	St. Louis	9-10	4.23	60	0	0	0	21	89.1	90	45	42	30	64	.262
1984	St. Louis	5-7	1.54	71	0	0	0	*45	122.2	109	26	21	23	77	.245
1985	Atlanta	7-7	4.48	58	0	0	0	23	88.1	91	46	44	29	52	.267
1986	Atlanta	2-0	4.34	16	0	0	0	3	18.2	17	9	9	9	16	.243
1987	INJURED -- DID NOT PLAY														
1988	Atlanta	1-4	4.76	38	0	0	0	14	45.1	49	26	24	11	40	.275
MAJOR TOTALS		68-71	2.83	661	0	0	0	300	1042.1	879	370	328	309	861	.230

\* Led League

+ Tied for League Lead

## LEAGUE CHAMPIONSHIP SERIES RECORD

Year	Club/Opp.	W-L	ERA	G	GS	CG	SHO	SV	IP	H	R	ER	BB	SO	BA
1982	St.L. vs. ATL	1-0	0.00	2	0	0	0	1	4.1	0	0	0	0	1	.000

## WORLD SERIES RECORD

Year	Club/Opp.	W-L	ERA	G	GS	CG	SHO	SV	IP	H	R	ER	BB	SO	BA
1982	St.L. vs. MIL	1-0	4.70	4	0	0	0	2	7.2	6	4	4	3	6	.207

## ALL-STAR RECORD

Year	Club	W-L	ERA	G	GS	CG	SHO	SV	IP	H	R	ER	BB	SO	BA
1977	National	SELECTED -- DID NOT PLAY													
1978	National	1-0	0.00	1	0	0	0	0	1.2	0	0	0	0	2	---
1979	National	1-0	0.00	1	0	0	0	0	2.0	2	0	0	0	2	---
1980	National	0-0	0.00	1	0	0	0	1	2.0	0	0	0	0	1	---
1981	National	0-0	0.00	1	0	0	0	1	1.0	0	0	0	0	1	---
1984	National	SELECTED -- DID NOT PLAY													
A.S. TOTALS		2-0	0.00	4	0	0	0	2	6.2	2	0	0	3	7	---

## PROMINENT CARDINALS WHO WORE NO. 42

- Harvey Haddix, 1952-56
- Curt Flood, 1958

Note: No. 42 was retired throughout Major League Baseball in 1997 to commemorate the 50th anniversary of Jackie Robinson breaking the big league's color barrier.

## Retired Numbers



### BOB GIBSON PITCHER

# 45

**FULL NAME:** Robert Gibson

**HEIGHT:** 6-1    **WEIGHT:** 195    **BATS:** Right    **THROWS:** Right

**BORN:** November 9, 1935 at Omaha, Nebraska

**YEARS WITH CARDINALS:** 1959-75

**NUMBER RETIRED:** 1975

Bob Gibson ranks as the greatest pitcher in Cardinals history. A glance at the record book supports the claim. On the franchise's career lists, the right-hander ranks first in wins (251), games started (482), complete games (255), shutouts (56), innings pitched (3,884.1) and strikeouts (3,117). He is second in games pitched (528) and tied for ninth in ERA (2.91).

An outstanding athlete, Gibson played with the Harlem Globetrotters before arriving in St. Louis to stay in 1961. Three years later, he posted a 19-12 record with a 3.01 ERA in helping the Cardinals win the National League pennant. After losing Game 2 of the World Series to the New York Yankees, Gibson posted complete-game victories in Game 5 (5-2 in 10 innings) and Game 7 (7-5) and earned series Most Valuable Player honors.

Gibson was on his way to another banner season in 1967 when a line drive off the bat of Pittsburgh Pirates' outfielder Roberto Clemente on July 15 broke Gibson's right leg. He was sidelined 52 days but returned to pitch the N.L. pennant clincher against the Philadelphia Phillies on Sept. 18. In the Cardinals' World Series victory over the Boston Red Sox, Gibson went 3-0 with a 1.00 ERA, three complete games and 26 strikeouts to again be named series MVP.

The postseason dominance was a sign of things to come. In 1968, Gibson authored the greatest season by a pitcher in modern history. His 1.12 ERA established an all-time record for 300 or more innings. Gibson posted a 22-9 record with league-leading totals of 13 shutouts and 268 strikeouts. During one stretch, he surrendered merely two earned runs over 95 innings. Gibson was named the N.L. Cy Young Award winner and MVP. For an encore, Gibson set a record with 17 strikeouts in Game 1 of the World Series against the Detroit Tigers (a 4-0 victory). He pitched two more complete games (winning Game 4 by the score of 10-1 before losing Game 7 by a 4-1 margin) to run his streak to a record eight straight distance-going performances. Gibson totaled 35 strikeouts in the three games to establish a Fall Classic standard.

Gibson won his second Cy Young Award in 1970 on the strength of a 23-7 record and 3.12 ERA. He fired a no-hitter against Pittsburgh on Aug. 14, 1971, winning 11-0 at Three Rivers Stadium, and became the second pitcher in baseball history to record 3,000 career strikeouts July 17, 1974 (following Walter Johnson of the Washington Senators).

Accompanying his blazing fastball and pinpoint control was an intense demeanor. Gibson was a complete pitcher, socking 24 home runs and winning nine Gold Glove Awards. The nine-time N.L. All-Star was a first-ballot National Baseball Hall of Fame inductee in 1981 and an inaugural member of the St. Louis Cardinals Hall of Fame in 2014. He was selected to the Major League Baseball All-Century team in 1999 and voted the starting pitcher on the All-Busch Stadium II team in 2005. In 2015, Gibson was voted by the fans as a member of Franchise Four, joining Lou Brock, Rogers Hornsby and Stan Musial as one of the most impactful players who best represented the history of the Cardinals.

"Gibby" served as pitching coach for the New York Mets (1981) and Atlanta Braves (1982-84) and bullpen coach for St. Louis (1995). He also has done some broadcasting and has been a special instructor for the Cardinals since 1996.

## Bob Gibson

### COMPLETE RECORD

Year	Club	W-L	ERA	G	GS	CG	SHO	SV	IP	H	R	ER	BB	SO	BA
1957	Omaha	2-1	4.29	10	4	0	---	---	42.0	46	26	20	27	25	---
	Columbus	4-3	3.77	8	8	2	---	---	43.0	36	26	18	34	24	---
1958	Omaha	3-4	3.31	13	11	2	---	---	87.0	79	45	32	39	47	---
	Rochester	5-5	2.45	20	11	7	---	---	103.0	88	35	28	54	75	---
1959	Omaha	9-9	3.07	24	18	10	---	---	135.0	128	59	46	46	98	---
	St. Louis	3-5	3.33	13	9	2	1	0	75.2	77	35	28	39	48	.273
1960	Rochester	2-3	2.85	6	6	3	---	---	41.0	33	15	13	17	36	---
	St. Louis	3-6	5.61	27	12	2	0	0	86.2	97	61	54	48	69	.284
1961	St. Louis	13-12	3.24	35	27	10	2	1	211.1	186	91	76	119	166	.239
1962	St. Louis	15-13	2.85	32	30	15	+5	1	233.2	174	84	74	95	208	.204
1963	St. Louis	18-9	3.39	36	33	14	2	0	254.2	224	110	96	96	204	.233
1964	St. Louis	19-12	3.01	40	36	17	2	1	287.1	250	106	96	86	245	.232
1965	St. Louis	20-12	3.07	38	36	20	6	1	299.0	243	110	102	103	270	.222
1966	St. Louis	21-12	2.44	35	35	20	+5	0	280.1	210	90	76	78	225	.207
1967	St. Louis	13-7	2.98	24	24	10	2	0	175.1	151	62	58	40	147	.231
1968	St. Louis	22-9	*1.12	34	34	28	*13	0	304.2	198	49	38	62	*268	*.184
1969	St. Louis	20-13	2.18	35	35	*28	4	0	314.0	251	84	76	95	269	.219
1970	St. Louis	+23-7	3.12	34	34	23	3	0	294.0	262	111	102	88	274	.237
1971	St. Louis	16-13	3.04	31	31	20	+5	0	245.2	215	96	83	76	185	.232
1972	St. Louis	19-11	2.46	34	34	23	4	0	278.0	226	83	76	88	208	.224
1973	St. Louis	12-10	2.77	25	25	13	1	0	195.0	159	71	60	57	142	.224
1974	St. Louis	11-13	3.83	33	33	9	1	0	240.0	236	111	102	104	129	.259
1975	St. Louis	3-10	5.04	22	14	1	0	2	109.0	120	66	61	62	60	.287
<b>MAJOR TOTALS</b>		<b>251-174</b>	<b>2.91</b>	<b>528</b>	<b>482</b>	<b>255</b>	<b>56</b>	<b>6</b>	<b>3884.1</b>	<b>3279</b>	<b>1420</b>	<b>1258</b>	<b>1336</b>	<b>3117</b>	<b>.228</b>

\* Led League

+ Tied for League Lead.

### WORLD SERIES RECORD

Year	Club/Opp.	W-L	ERA	G	GS	CG	SHO	SV	IP	H	R	ER	BB	SO	BA
1964	St.L. vs. N.Y.	2-1	3.00	3	3	2	0	0	27.0	23	11	9	8	31	---
1967	St.L. vs. Bos.	3-0	1.00	3	3	3	1	0	27.0	14	3	3	5	26	---
1968	St.L. vs. Det.	2-1	1.67	3	3	3	1	0	27.0	18	5	5	4	35	---
<b>W.S. TOTALS</b>		<b>7-2</b>	<b>1.89</b>	<b>9</b>	<b>9</b>	<b>8</b>	<b>2</b>	<b>0</b>	<b>81.0</b>	<b>55</b>	<b>19</b>	<b>17</b>	<b>17</b>	<b>92</b>	<b>---</b>

### ALL-STAR RECORD

Year	Club	W-L	ERA	G	GS	CG	SHO	SV	IP	H	R	ER	BB	SO	BA
1962	National	0-0	4.50	2	0	0	0	0	2.0	1	1	1	2	1	---
1965	National	0-0	0.00	1	0	0	0	1	2.0	2	0	0	1	3	---
1966	National	SELECTED, DID NOT PLAY													
1967	National	0-0	0.00	1	0	0	0	0	2.0	2	0	0	0	2	---
1968	National	SELECTED, DID NOT PLAY													
1969	National	0-0	9.00	1	0	0	0	0	1.0	2	1	1	1	2	---
1970	National	0-0	9.00	1	0	0	0	0	2.0	3	2	2	1	2	---
1972	National	0-0	0.00	1	1	0	0	0	2.0	1	0	0	0	0	---
<b>A.S. TOTALS</b>		<b>0-0</b>	<b>3.27</b>	<b>7</b>	<b>1</b>	<b>0</b>	<b>0</b>	<b>1</b>	<b>11.0</b>	<b>11</b>	<b>4</b>	<b>4</b>	<b>5</b>	<b>10</b>	<b>---</b>

### PROMINENT CARDINALS WHO WORE NO. 45

- Von McDaniel, 1957-58

## Retired Numbers



# ROGERS HORNSBY

## SECOND BASEMAN/MANAGER

**FULL NAME:** Rogers Hornsby

**HEIGHT:** 5-11    **WEIGHT:** 175    **BATTED:** Right    **THREW:** Right

**BORN:** April 27, 1896 at Winters, Texas

**DIED:** January 5, 1963 at Chicago, Illinois

**YEARS WITH CARDINALS:** 1915-26, 1933

**NUMBER RETIRED:** 1997 (The Cardinals did not have numbers on their uniforms during Hornsby's tenure.)

Since 1900, only two players have batted .400 on three occasions – Ty Cobb and Rogers Hornsby. And only two players have won multiple Triple Crowns – Ted Williams and Hornsby.

Primarily a second baseman during his 23-year career, Hornsby batted .401 in 1922, .403 in 1925 and .424 (a modern-day record) in 1924. He is the lone player in Cardinals history to reach the coveted plateau. Hornsby led the National League in batting six consecutive seasons from 1920 to 1925, compiling a .397 average during that span. From 1921 to 1925, his average was .402, making him the only player ever to bat .400 over a five-year period.

Arguably the greatest right-handed batter of all time, Hornsby won the Triple Crown in 1922 and 1925. The first time, he batted .401 with 42 home runs (then an N.L. record) and 152 RBI while setting club records that still stand of 141 runs, 250 hits, 450 total bases, a .756 slugging percentage and a 33-game hitting streak. The second time, Hornsby had a .403 average with 39 homers and 139 RBI en route to being named the N.L. Most Valuable Player.

"The Rajah" spent the first 12 years of his career in St. Louis, leading the league in slugging percentage seven times; total bases six times; hits, doubles and RBI four times; runs three times; triples and home runs twice; and walks once. He was well known for refusing to go to movies because he thought the "strain" of watching the screen in darkness would hinder his eyesight.

On June 1, 1925, Hornsby took over as manager of the Cardinals, replacing Branch Rickey. Hornsby continued in the dual role in 1926 and piloted the club to an 89-65 record and its first-ever World Championship, a seven-game victory over the New York Yankees. He tagged out Babe Ruth attempting to steal second base for the final out of Game 7, calling the play that clinched the 3-2 victory "the biggest thrill of my baseball career."

An outspoken individual, Hornsby at times was critical of owner Sam Breadon. Eventually, Breadon had enough, and on Dec. 26, 1926, Hornsby was traded to the New York Giants for infielder Frankie Frisch (who had had a falling out with his manager, John McGraw) and pitcher Jimmy Ring.

Hornsby subsequently played for and managed the Boston Braves (1928) and Chicago Cubs (1929-32), winning a second MVP Award in 1929, before returning to the Cardinals in 1933. His second stint, however, lasted just three months before Hornsby was released to become manager of the cross-town Browns. He remained in the Browns' dugout until midway through the 1937 season. Hornsby returned to manage the Browns for the first two months of the 1952 campaign before moving on to the Cincinnati Reds for roughly a season and a half.

On the Cardinals' career lists, Hornsby ranks first in batting average (.359); second in triples (143); third in hits (2,110); fourth in runs (1,090) and total bases (3,342); sixth in doubles (367); seventh in home runs (193) and walks (662); and 10th in at-bats (5,881). His 30 career inside-the-park home runs are the most in club annals, while he is tied for third with seven grand slams behind Albert Pujols (12) and Stan Musial (9).

Hornsby, whose lifetime batting average of .358 is the highest of any right-handed batter and second only to Cobb's .366 among all players, was inducted into the National Baseball Hall of Fame in 1942. He was selected to the Major League Baseball All-Century team in 1999 and was an inaugural member of the St. Louis Cardinals Hall of Fame in 2014. In 2015, Hornsby was voted by the fans as a member of Franchise Four, joining Lou Brock, Bob Gibson and Stan Musial as one of the most impactful players who best represented the history of the Cardinals.



## Rogers Hornsby

## COMPLETE RECORD

Year	Club	AVG	G	AB	R	H	2B	3B	HR	RBI	BB	SO	SB	SLG	OBP
1915	St. Louis (NL)	.246	18	57	5	14	2	0	0	4	2	6	0	.281	.271
1916	St. Louis (NL)	.313	139	495	63	155	17	15	6	65	40	63	17	.444	.369
1917	St. Louis (NL)	.327	145	523	86	171	24	*17	8	66	45	34	17	*.484	.385
1918	St. Louis (NL)	.281	115	416	51	117	19	11	5	60	40	43	8	.416	.349
1919	St. Louis (NL)	.318	138	512	68	163	15	9	8	71	48	41	17	.430	.384
1920	St. Louis (NL)	*.370	149	589	96	*218	*44	20	9	+94	60	50	12	*.559	*.431
1921	St. Louis (NL)	*.397	154	592	*131	*235	*44	+18	21	*126	60	48	13	*.639	*.458
1922	St. Louis (NL)	*.401	154	623	*141	*250	*46	14	*42	*152	65	50	17	*.722	*.459
1923	St. Louis (NL)	*.384	107	424	89	163	32	10	17	83	55	29	3	*.627	*.459
1924	St. Louis (NL)	*.424	143	536	+121	*227	*43	14	25	94	*89	32	5	*.696	*.507
1925	St. Louis (NL)	*.403	138	504	133	203	41	10	*39	*143	83	39	5	*.756	*.489
1926	St. Louis (NL)	.317	134	527	96	167	34	5	11	93	61	39	3	.463	.388
1927	New York (NL)	.361	155	568	+133	205	32	9	26	125	*86	38	9	.586	*.448
1928	Boston (NL)	*.387	140	486	99	188	42	7	21	94	*107	41	5	*.632	*.498
1929	Chicago (NL)	.380	156	602	*156	229	47	8	39	149	87	65	2	*.679	.459
1930	Chicago (NL)	.308	42	104	15	32	5	1	2	18	12	12	0	.433	.385
1931	Chicago (NL)	.331	100	357	64	118	37	1	16	90	56	23	1	.574	.421
1932	Chicago (NL)	.224	19	58	10	13	2	0	1	7	10	4	0	.310	.357
1933	St. Louis (NL)	.325	46	83	9	27	6	0	2	21	12	6	1	.470	.423
	St. Louis (AL)	.333	11	9	2	3	1	0	1	2	2	1	0	.778	.455
1934	St. Louis (AL)	.304	24	23	2	7	2	0	1	11	7	4	0	.522	.484
1935	St. Louis (AL)	.208	10	24	1	5	3	0	0	3	3	6	0	.333	.296
1936	St. Louis (AL)	.400	2	5	1	2	0	0	0	2	1	0	0	.400	.500
1937	St. Louis (AL)	.321	20	56	7	18	3	0	1	11	7	5	0	.429	.397
MAJOR TOTALS		.358	2259	8173	1579	2930	541	169	301	1584	1038	679	135	.577	.434

\*Led league

+Tied for League Lead

## WORLD SERIES RECORD

Year	Club/Opp.	AVG	G	AB	R	H	2B	3B	HR	RBI	BB	SO	SB	SLG	OBP
1926	St.L. vs. N.Y.	.250	7	28	2	7	1	0	0	4	2	2	1	---	---
1929	Chi. vs. Phi.	.238	5	21	4	5	1	1	0	1	1	8	0	---	---
W.S. TOTALS		.245	12	49	6	12	2	1	0	5	3	10	1	---	---

## .400 HITTERS SINCE 1900

Year	Player	AVG
1901	Nap Lajoie, Philadelphia A's	.422
1911	Ty Cobb, Detroit Tigers	.420
1911	Joe Jackson, Chicago White Sox	.408
1912	Ty Cobb, Detroit Tigers	.410
1920	George Sisler, St. Louis Browns	.407
1922	George Sisler, St. Louis Browns	.420
1922	<b>Rogers Hornsby, St. Louis Cardinals</b>	<b>.401</b>
1922	Ty Cobb, Detroit Tigers	.401
1923	Harry Heilmann, Detroit Tigers	.403
1924	<b>Rogers Hornsby, St. Louis Cardinals</b>	<b>.424</b>
1925	<b>Rogers Hornsby, St. Louis Cardinals</b>	<b>.403</b>
1930	Bill Terry, New York Giants	.401
1941	Ted Williams, Boston Red Sox	.406

## TRIPLE CROWN WINNERS SINCE 1900

Year	Player, Team	AVG	HR	RBI
1901	Nap Lajoie, PHI (AL)	.422	14	125
1909	Ty Cobb, DET	.377	9	115
1912	Heinie Zimmerman, CHI (NL)	.372	14	98
1922	<b>Rogers Hornsby, STL (NL)</b>	<b>.401</b>	<b>42</b>	<b>152</b>
1925	<b>Rogers Hornsby, STL (NL)</b>	<b>.403</b>	<b>39</b>	<b>143</b>
1933	Jimmie Foxx, PHI (AL)	.356	48	163
1933	Chuck Klein, PHI (NL)	.368	28	120
1934	Lou Gehrig, NY (AL)	.363	49	165
1937	<b>Joe Medwick, STL (NL)</b>	<b>.374</b>	<b>31</b>	<b>154</b>
1942	Ted Williams, BOS (AL)	.356	36	137
1947	Ted Williams, BOS (AL)	.343	32	114
1956	Mickey Mantle, NY (AL)	.353	52	130
1966	Frank Robinson, BAL	.316	49	122
1967	Carl Yastrzemski, BOS	.326	44	121
2012	Miguel Cabrera, DET	.330	44	139

## Retired Numbers



### AUGUST A. BUSCH JR. PRESIDENT

# 85

**FULL NAME:** August Anheuser Busch, Jr.

**BORN:** March 28, 1899 at St. Louis, Missouri

**DIED:** September 29, 1989 at St. Louis, Missouri

**YEARS WITH CARDINALS:** 1953-89

**NUMBER RETIRED:** 1984

August A. Busch Jr.'s reign as president of the Cardinals was marked by success on and off the field. Between 1953 and 1989, the Cardinals won three World Championships (1964, 1967 and 1982) and three additional National League pennants (1968, 1985 and 1987). They also forged the reputation of having the classiest organization in Major League Baseball.

Busch purchased the franchise from Fred Saigh on Feb. 20, 1953. Busch was president of Anheuser-Busch brewery, which benefited from the acquisition of the ball club. Although he didn't devote a tremendous amount of time to baseball-related matters early on, by the 1960s Busch had grown tired of the Cardinals routinely finishing no higher than the middle of the pack in the N.L.

After winning the 1964 World Series over the New York Yankees, Busch was instrumental in the building of Busch Stadium II. The \$26 million ballpark opened May 12, 1966, with a 4-3 victory over the Atlanta Braves in 12 innings and became the foundation of a rejuvenated downtown. In 1967, the Cardinals surpassed 2,000,000 in home attendance for the first time in franchise history.

Busch retired as leader of the brewery in 1975, handing over control to his son, August III. The Cardinals failed to win during the 1970s, leaving Busch anxious for the ball club to return to prominence. He made arguably his best baseball decision June 8, 1980, when he hired Whitey Herzog as manager. Busch and Herzog enjoyed a sterling relationship that played a major role in the Cardinals' renewed success. Home attendance soared, with the club drawing 3,000,000-plus fans in both 1987 and 1989.

Throughout his ownership of the Cardinals, "Gussie" was one of the city of St. Louis' most-popular citizens. He was a regular at home games, and on special occasions would ride around the stadium atop a Budweiser wagon pulled by a team of signature Anheuser-Busch Clydesdales.

The Cardinals retired the number 85 in Busch's honor in conjunction with his 85th birthday in 1984. He died Sept. 29, 1989, at the age of 90. August III subsequently served as chief executive until Anheuser-Busch sold the club to the current ownership group March 21, 1996. August Jr. was an inaugural member of the Cardinals Hall of Fame in 2014.

**“That’s a winner!”**



## JACK BUCK BROADCASTER

**FULL NAME:** John Francis Buck

**BORN:** August 21, 1924 at Holyoke, Massachusetts

**DIED:** June 18, 2002 at St. Louis, Missouri

**YEARS WITH CARDINALS:** 1954-59, 1961-2001

**NUMBER RETIRED:** 2002

He never swung a bat or threw a pitch, yet Jack Buck ranks as one of the most popular individuals ever associated with the Cardinals – perhaps the most popular.

Buck served as the “Voice of the Cardinals” on KMOX Radio for 47 years (1954-59 and 1961-2001). He was behind the microphone for some of the franchise’s most-memorable moments: Bob Gibson’s no-hitter in 1971, Lou Brock’s 105th stolen base in 1974 and Mark McGwire’s 61st home run in 1998. And his legendary call of Ozzie Smith’s game-winning home run in Game 5 of the 1985 National League Championship Series against the Los Angeles Dodgers, when Buck told St. Louis fans to “Go crazy, folks! Go crazy,” still sends chills up Cardinals fans spines every time it is replayed.

Through it all, Buck’s signature phrase after every Cardinals victory was “That’s a winner.”

From 1954 to 1969, Buck worked alongside another legend, Harry Caray, to form what is widely regarded as the best baseball broadcast duo ever assembled. From 1972 to 2001, Buck teamed with former Cardinals third baseman Mike Shannon, and the pair became as synonymous with St. Louis baseball as Stan Musial and Bob Gibson. Beginning in 1991, Buck had the pleasure of calling games with his son, Joe, who now is the lead baseball and football announcer for FOX Sports television.

Buck received the Ford C. Frick Award from the National Baseball Hall of Fame in 1987 and was an inaugural member of the Cardinals Hall of Fame in 2014.

There was more to Buck than Cardinals baseball. He broadcast seven World Series for CBS Radio. His most-famous non-St. Louis call came in Game 1 of the 1988 Fall Classic when an injured Kirk Gibson hit a game-winning pinch-hit homer for the Dodgers against the Oakland A’s. “Unbelievable!” Buck exclaimed. “I don’t believe what I just saw.” Buck was CBS television’s lead play-by-play announcer in 1990 and 1991.

Buck enjoyed a distinguished football broadcasting career, as well. He was the radio voice of Monday Night Football for CBS from 1978 to 1995, working with Pro Football Hall of Fame coach Hank Stram. Buck called one of the most famous games ever, the 1967 Ice Bowl between the Dallas Cowboys and Green Bay Packers, for CBS television. Buck, whose total of 17 Super Bowl broadcasts is the most of any announcer, received the Pete Rozelle Award from the Pro Football Hall of Fame in 1996.

In addition, Buck announced basketball and hockey over the course of his career and also worked with Chris Schenkel on the Pro Bowler’s Tour. Outside of sports, he served as the original host of “At Your Service” on KMOX, a program that essentially started the phenomenon of talk radio.

Buck’s popularity extended well beyond his trademark gravelly voice. Fans from coast to coast, but particularly those in St. Louis, knew him as a tremendously generous man who made time for everyone. He was named St. Louis’ Citizen of the Year in 2000 for his contributions to the community. Late in his life, Buck became interested in writing poetry, and he authored a piece called “For America” that he read to the crowd at Busch Stadium prior to the Cardinals’ first game following the Sept. 11, 2001, terrorist attacks. Buck passed away June 18, 2002, and some 10,000 fans attended his public memorial service at Busch Stadium.

## CARDINALS ENSHRINED IN COOPERSTOWN

PLAYERS	YEAR INDUCTED	POSITION	CAREER AVG	YEARS WITH CARDINALS
Walter Alston	1983	1B	.000	1936
Jake Beckley	1971	1B	.309	1904-07
Jim Bottomley	1974	1B	.310	1922-32
Roger Bresnahan	1945	C	.279	1909-12
Lou Brock	1985	LF	.293	1964-79
Jesse Burkett	1948	LF	.342	1899-1901
Orlando Cepeda	1999	1B	.297	1966-68
Roger Connor	1976	1B	.325	1894-97
Leo Durocher	1994	SS	.247	1933-37
Frank Frisch	1947	2B	.316	1927-37
Chick Hafey	1971	LF	.317	1924-31
Rogers Hornsby	1942	2B	.358	1915-26, 33
Miller Huggins	1964	2B	.265	1910-16
Rabbitt Maranville	1954	SS	.258	1927-28
John McGraw	1937	3B	.334	1900
Joe "Ducky" Medwick	1968	LF	.324	1932-40, 47-48
John Mize	1981	1B	.312	1936-41
Stan Musial	1969	LF	.331	1941-44, 46-63
Wilbert Robinson	1945	C	.273	1900
Albert "Red" Schoendienst	1989	2B	.289	1945-56, 61-63
Ted Simmons	2020	C	.285	1968-80
Enos Slaughter	1985	RF	.300	1938-42, 46-53
Ozzie Smith	2002	SS	.262	1982-96
Billy Southworth	2008	RF	.297	1926-27, 29
Joe Torre	2014	C/1B/3B	.297	1969-74
Larry Walker	2020	OF	.313	2004-05
Bobby Wallace	1953	SS	.267	1899-1901, 17-18

PITCHERS	YEAR INDUCTED	CAREER WINS	CAREER ERA	YEARS WITH CARDINALS
Grover Cleveland Alexander	1938	373	2.56	1926-29
Mordecai Brown	1949	239	2.06	1903
Steve Carlton	1994	329	3.22	1965-71
Jerome "Dizzy" Dean	1953	150	3.04	1930, 32-37
Dennis Eckersley	2004	197 (390 saves)	3.50	1996-97
James "Pud" Galvin	1965	361	2.87	1892
Bob Gibson	1981	251	2.91	1959-75
Burleigh Grimes	1964	270	3.52	1930-31, 33-34
Jesse Haines	1970	210	3.64	1920-37
Charles "Kid" Nichols	1949	361	2.94	1904-05
Lee Smith	2019	71 (478 saves)	3.03	1990-93
John Smoltz	2015	213	3.33	2009
Bruce Sutter	2006	68 (300 saves)	2.83	1981-84
Arthur "Dazzy" Vance	1955	197	3.24	1933-34
Hoyt Wilhelm	1985	143	2.52	1957
Vic Willis	1995	247	2.63	1910
Denton "Cy" Young	1937	511	2.63	1899-1900

## CARDINALS ENSHRINED IN COOPERSTOWN (Continued)

MANAGERS	YEAR INDUCTED	CARDINAL WINS	YEARS WITH CARDINALS
Roger Bresnahan	1945	255	1909-12
Roger Connor	1976	9	1896
Frank Frisch	1947	457	1933-38
Dorrel Norman Elvert "Whitey" Herzog	2010	822	1980-90
Rogers Hornsby	1942	153	1925-26
Miller Huggins	1964	346	1913-17
Tony La Russa	2014	1408	1996-2011
Bill McKechnie	1962	128	1928-29
Charles "Kid" Nichols	1949	94	1904-05
Branch Rickey	1967	458	1919-25
Albert "Red" Schoendienst	1989	1042	1965-76, 1980, 1990
Billy Southworth	2008	620	1929, 1940-45
Joe Torre	2014	351	1990-1995

## CARDINALS IN HALL OF FAME GAME

The Cardinals have played four times in the ceremonial Hall of Fame Game at Cooperstown.

1942.....Cardinals 5, Philadelphia Athletics 2  
 1957.....Chicago White Sox 13, Cardinals 4

1966.....Cardinals 7, Minnesota Twins 5  
 1983.....Cardinals 4, Baltimore Orioles 1



Whitey Herzog at the National Baseball Hall of Fame Induction Ceremony in Cooperstown, New York, July 25, 2010.

## HALL OF FAME MANAGERS

A key factor in the Cardinals' consistent success has been the leadership of outstanding field managers. For proof, look no further than the franchise's 10 winningest skippers – eight of them have been inducted into the National Baseball Hall of Fame.

While it is recognized that some of the managers earned induction into baseball's ultimate shrine for their accomplishments away from St. Louis or for their playing careers, the fact remains that the Cardinals have regularly employed Cooperstown-worthy individuals.

Following is a thumbnail sketch of each of the eight Hall of Famers, listed by victories in a St. Louis uniform:

### TONY LA RUSSA

**1st – 1,408 wins / 1996-2011 / Hall of Fame 2014**



La Russa became the winningest manager in franchise history August 31, 2007, surpassing Red Schoendienst with No. 1,042. The Cardinals won eight division titles, three National League pennants as well as the 2006 and 2011 World Series in his 16-year tenure, the longest in franchise history. Prior to the Cardinals, La Russa managed the Chicago White Sox (1979-86) and Oakland A's (1986-95). Over 33 seasons, he amassed 2,728 victories, ranking third in Major League Baseball history behind Connie Mack (3,731) and John McGraw (2,763). La Russa managed 5,097 games, second to Mack (7,755). La Russa is the only manager to win multiple pennants in both leagues and one of just two to win a World Championship in both, following Sparky Anderson. La Russa's 70 postseason victories (50 with St. Louis, 19 with Oakland and 1 with Chicago) rank second to Joe Torre's 84 among big league skippers.

### RED SCHOENDIENST

**2nd – 1,041 wins / 1965-76, 1980, 1990 / Hall of Fame 1989**



Schoendienst served as a coach on the Cardinals' 1964 World Championship team and was named manager when Johnny Keane resigned at the conclusion of the season. Schoendienst piloted St. Louis to a World Series victory in 1967 followed by another National League pennant in 1968 and went on to occupy the manager's office for 12 years. After a stint as coach with the Oakland A's in 1977 and 1978, Schoendienst came back to St. Louis as a coach from 1979 to 1995. He filled in as interim manager in 1980 and 1990. Previously, Schoendienst played for the Cardinals from 1945 to 1956 and again from 1961 to 1963, becoming one of the best hitting and fielding second basemen of all time. A 10-time N.L. All-Star, Schoendienst socked a game-winning home run in the 14th inning of the 1950 Midsummer Classic.

### WHITEY HERZOG

**3rd – 822 wins / 1980-90 / Hall of Fame 2010**




Baseball in St. Louis was reborn in the 1980s under Herzog. His teams won three National League pennants (1982, 1985 and 1987) and the 1982 World Series, the franchise's first championship in 15 years. Herzog took over the Redbirds on June 9, 1980, and that December, in the dual role of field manager and general manager, he began to transform the ball club with three blockbuster trades involving 21 players. Fans subsequently flocked to Busch Stadium to watch the Cardinals' entertaining style of play that became known as "Whiteyball." In Herzog's eight full seasons as skipper, St. Louis drew at least 2.4 million spectators annually while topping the 3-million plateau for the first two times in club annals (1987 and 1989). Before coming to St. Louis, Herzog managed the Texas Rangers (1973), California Angels (1974 on an interim basis) and Kansas City Royals (1975-79).



# HALL OF FAME MANAGERS

## BILLY SOUTHWORTH

**4th – 620 wins / 1929, 1940-45 / Hall of Fame 2009**



Southworth piloted Cardinals teams that won the World Series in 1942 and 1944, sandwiched around a third National League pennant in 1943. St. Louis won a franchise-best 106 games in 1942, followed by back-to-back 105-win seasons, marking the best three-year run in team annals. Furthermore, a Redbird won the N.L. Most Valuable Player Award each of those years: pitcher Mort Cooper in 1942, outfielder Stan Musial in 1943 and shortstop Marty Marion in 1944. Southworth's winning percentage of .642 tops the Cardinals' record book. After leaving St. Louis, Southworth managed the Boston Braves from 1946 to 1951, capturing the N.L. pennant in 1948. His lifetime winning percentage of .597 (1,044-704 record) ranks fifth on baseball's all-time list, trailing Joe McCarthy (.615), Jim Mutrie (.611), Charlie Comiskey (.608) and Frank Selee (.598).

## FRANKIE FRISCH

**T6th – 458 wins / 1933-38 / Hall of Fame 1947**



The 1934 Cardinals – the collection of swashbuckling players dubbed the Gas House Gang – won the World Series with a roster that featured seven future Hall of Famers. The leader of the posse was Frisch, who filled the two-fold role of second baseman and manager for six seasons. The 1931 National League Most Valuable Player posted a winning record in each of his four full campaigns, recording 95 victories in 1934 and 96 the following year. Frisch, who played in the major leagues for 19 years with the New York Giants (1919-26) and Cardinals (1927-37), finished with 2,880 career hits and a .316 batting average, the highest ever for a switch-hitter. He played on two World Championship teams with each organization and was a member of the first three N.L. All-Star teams from 1933 to 1935. Frisch later managed the Pittsburgh Pirates (1940-46) and Chicago Cubs (1949-51).

## BRANCH RICKEY

**T6th – 458 wins / 1919-25 / Hall of Fame 1967**



Certainly, Rickey is most known for his role in Jackie Robinson breaking Major League Baseball's color barrier and for creating and sustaining the first significant farm system. But during his quarter-century as manager and vice president of the Cardinals from 1917 to 1942, Rickey transformed the once-downtrodden franchise into a bona fide winner. With Rickey as manager, St. Louis finished as high as third in the National League in 1921 and 1922, but a foundation was being laid that led to the franchise's first four World Championships (1926, 1931, 1934 and 1942) and two additional N.L. pennants (1928 and 1930). Rickey, who previously was manager of the St. Louis Browns from 1913 to 1915, went on to hold executive positions with the Brooklyn Dodgers (1943-50) and Pittsburgh Pirates (1950-55). He handpicked Robinson to become the first African American to play in the big leagues in 1947.

### ST. LOUIS CARDINALS CAREER MANAGERIAL WINS

MANAGER	WINS	YEARS	HOF INDUCTION
Tony La Russa	1,408	1996-2011	2014
Red Schoendienst	1,041	1965-76, 1980, 1990	1989
Whitey Herzog	822	1980-90	2010
Billy Southworth	620	1929, 1940-45	2009
Mike Matheny	591	2012-18	–
Frankie Frisch	458	1933-38	1947
Branch Rickey	458	1919-25	1967
Eddie Dyer	446	1946-50	–
Joe Torre	351	1990-95	2014
Miller Huggins	346	1913-17	1964
Johnny Keane	317	1961-64	–

# HALL OF FAME MANAGERS

## JOE TORRE

**9th – 351 wins / 1990-95 / Hall of Fame 2014**



Torre was a standout catcher, first baseman and third baseman for the Cardinals from 1969 to 1974 and later manager during a time of transition. In 1971, he topped the National League with a .363 batting average and 137 RBI en route to being named Most Valuable Player. Torre batted .297 over the course of his 18-year career. Following managerial stints with the New York Mets (1977-81) and Atlanta Braves (1982-84), Torre returned to St. Louis to replace Whitey Herzog. He piloted the Cardinals to three winning seasons, including a second-place finish in the N.L. Eastern Division in 1991. Toward the end of his tenure, Anheuser-Busch made plans to sell the franchise, and Torre moved on to the New York Yankees (1996-2007). His Bronx teams made the playoffs in each of his 12 seasons and won four World Series: 1996, 1998, 1999 and 2000. Torre subsequently managed the Los Angeles Dodgers (2008 to 2010). His 84 postseason victories are the most all time.

## MILLER HUGGINS

**10th – 346 wins / 1913-17 / Hall of Fame 1964**



Like Joe Torre, Huggins enjoyed his ultimate success as manager of the New York Yankees. A second baseman for the Cardinals from 1910 to 1916, Huggins took on managerial duties as well in 1913. The following year, St. Louis wound up in third place in the National League with an 81-72 record, its best finish since 1891. Huggins went on to manage the Yankees from 1918 to 1929, winning the franchise's first World Series in 1923. Under Huggins, New York won six American League pennants and two additional World Championships (1927 and 1928) with their Murderer's Row lineup that included Babe Ruth and Lou Gehrig. It was Huggins who inserted Gehrig into the starting lineup on June 2, 1925, beginning his streak of 2,130 consecutive games played.



The two non-Hall of Famers on the Cardinals' top 10 wins list are Mike Matheny and Eddie Dyer.

In six-plus seasons from 2012 to 2018, Matheny amassed 591 wins to rank fifth. He became the first manager in Major League Baseball history to take teams to the postseason in each of his first four full campaigns. The Cardinals won three consecutive National League Central Division championships from 2013 to 2015 and captured the N.L. pennant in 2013



Dyer ranks eighth with 446 wins after piloting the Cardinals from 1946 to 1950. His .578 winning percentage is topped only by Billy Southworth among St. Louis managers at the helm for more than two seasons. Dyer's first team, which welcomed back players who served in World War II, captured the franchise's third World Championship in five seasons, and each of his next three squads finished second in the N.L. Dyer did not manage again after leaving the Redbirds.

Five other individuals who served as manager of the Cardinals are Hall of Famers: Roger Bresnahan (1909-12), Roger Connor (1896), Rogers Hornsby (1925-26), Bill McKechnie (1928-29) and Kid Nichols (1904-05).



## NATIONAL BASEBALL HALL OF FAME AND MUSEUM

425 Main Street, Cooperstown, New York 13326

Phone: (607) 547-7200

Public Relations: (607) 547-0215

E-mail address: [info@baseballhall.org](mailto:info@baseballhall.org)

Website: [baseballhall.org](http://baseballhall.org)

Summer Hours: Memorial Day Weekend - Labor Day Weekend: 9 a.m. to 9 p.m.

Regular Hours: 9 a.m. to 5 p.m.

Holiday Closings: Thanksgiving Day, Christmas Day, and New Year's Day.

**DIRECTORY:** Jane Forbes Clark (Chairman), Joe Morgan (Vice Chairman), Tim Mead (President), Jeff Jones (Senior Vice President of Finance and Administration), Sean Gahagan (Vice President, Retail Merchandising & Licensing), Erik Strohl (Vice President, Exhibitions and Collections), Ken Meifert (Vice President, Sponsorship & Development)

**RESEARCH AND LIBRARY CONTACTS:** Jim Gates (Librarian)

**PR CONTACTS:** Jon Sheshtakofsky (Vice President, Communications & Education) and Craig Muder (Communications Director)

### HALL OF FAME WEEKEND 2020: July 24-27

**Class of 2020:** Derek Jeter, Marvin Miller, Ted Simmons and Larry Walker

**Awards Presentation:** Sat. July 25, 4:30 p.m. ET **Induction:** Sun. July 26, 1:30 p.m. ET, Clark Sports Center

### CARDINALS IN THE HALL OF FAME

A total of 51 players, managers and executives with ties to the St. Louis Cardinals organization have earned election to the National Baseball Hall of Fame, including 2020 electees Ted Simmons and Larry Walker. Seventeen of the 51 spent the majority of their careers in a Cardinals uniform, including Lou Brock, Bob Gibson, Rogers Hornsby, Joe Medwick, Johnny Mize, Stan Musial, Red Schoendienst, Enos Slaughter, Ozzie Smith and Simmons. For a complete list of St. Louis Cardinals in the Hall of Fame, visit the "Hall of Famers" team pages at [www.baseballhall.org](http://www.baseballhall.org).

### 2011 ST. LOUIS CARDINALS WORLD SERIES ARTIFACTS IN THE HALL OF FAME

- Bat used by Allen Craig to hit the go-ahead home run in Game 7.
- Jersey worn during Chris Carpenter's Game 7 win and a cap from the ace pitcher worn throughout the 2011 postseason.
- Jersey that was torn from Series MVP David Freese's back after hitting a walk-off 11<sup>th</sup> inning home run in Game 6 and Freese's bat from his game-tying ninth inning triple.
- Caps worn by longtime colleagues: manager Tony LaRussa and pitching coach Dave Duncan during the World Series.
- Bat used by Lance Berkman during the World Series.

### OTHER NOTABLE CARDINALS ARTIFACTS IN COOPERSTOWN

- Jersey worn by Yadier Molina during game in Williamsport, Pa., on Aug. 20, 2017.
- Helmet worn by Matt Holliday when he returned from the disabled list with an emotional pinch-hit home run on Sept. 30, 2016 against the Pirates.
- Bat and batting gloves used by Albert Pujols to record 30th homer of 2011 on Aug. 16<sup>th</sup>, making him the first player to hit 30 or more home runs in each of his first 11 seasons.
- Cap worn by manager Tony La Russa's 4,770<sup>th</sup> game on Oct. 1, 2009 and a ball to mark LaRussa passing John McGraw for second place all-time in games managed.
- Cap worn by Adam Wainwright in the first Civil Rights Game on March 31, 2007.
- Jacket worn by manager Tony La Russa throughout the 2006 World Series.
- Cap worn by 2006 World Series MVP David Eckstein throughout the postseason.
- Catcher's mask worn throughout the 2006 postseason by Yadier Molina.
- Bat used by Scott Rolen in the 2006 World Series-clinching victory in Game 5.
- Cap from Tony LaRussa's 2,000<sup>th</sup> career managerial win in 2003.
- Spikes worn by Hall of Famer Lou Brock on Aug. 29, 1977, when he stole his 893<sup>rd</sup> base, breaking Ty Cobb's record.
- National League Most Valuable Player trophy presented to Hall of Famer Stan Musial in 1946.

### A LOOK AHEAD TO 2021

Ballots for the 2021 Hall of Fame/BBWAA election will be distributed following the 2020 season with results from the voting scheduled to be announced in January 2021. A partial list of first-year candidates for election includes Mark Buehrle, Tim Hudson, Torii Hunter and Aramis Ramirez. Historical information on past BBWAA elections and the election process can be accessed at [www.baseballhall.org](http://www.baseballhall.org) or by contacting the Hall of Fame Communications department.

### CONNECT TO COOPERSTOWN

- For up-to-the-minute news from Cooperstown, visit at [www.baseballhall.org](http://www.baseballhall.org). Stay up-to-date on all the activity at the Hall of Fame's official site and through social networking on Facebook, Instagram, Twitter and YouTube.
- If you would like to receive interesting stories and timely news items direct from the Hall of Fame and get the inside track on the latest happenings in Cooperstown, sign up for *Inside Pitch*. There's no cost to receive our weekly electronic newsletter in your e-mail box at home or work and it's easy to enroll: Just log on to [www.baseballhall.org/media/museum-facts](http://www.baseballhall.org/media/museum-facts).
- If you have an interest in receiving *Around The Horn*, the Hall's monthly media newsletter, please send an e-mail to [info@baseballhall.org](mailto:info@baseballhall.org). Be sure to include your name, name of organization and e-mail address. Or visit [www.baseballhall.org/media-info](http://www.baseballhall.org/media-info).

### RESEARCH ASSISTANCE

The Hall of Fame is pleased to provide assistance in baseball research and members of the media are encouraged to utilize this valuable baseball resource whenever necessary by calling the Public Relations department at (607) 547-0215, or the Library Reference desk at (607) 547-0330.



Jersey worn by  
Yadier Molina on  
Aug. 20, 2017.





# TED ST. LOUIS CARDINALS: 1968-1980 SIMMONS

CONGRATULATIONS ON YOUR SELECTION  
TO THE NATIONAL BASEBALL HALL OF FAME  
INDUCTION CLASS OF 2020.



One of the greatest Cardinals of all time now is regarded as one of baseball's immortals.

Ted Simmons is a Hall of Famer. He received 13 votes from the 16-member Modern Baseball Era Committee on Dec. 8, 2019, and will be enshrined in Cooperstown, New York, on July 26, 2020. He will be the 50th person with ties to the Cardinals organization to be inducted.

Simmons was a switch-hitting catcher for the Cardinals and a fan favorite from 1968 to 1980 as part of a 21-year major league career. He slashed .285/.348/.437 overall with 2,472 hits, 248 home runs and 1,389 RBI. Among catchers, only Ivan Rodriguez has more hits and doubles, while only Yogi Berra has more RBI. Among switch-hitters, Simmons ranks sixth in RBI and 11th in hits. Simmons realized a 50.3 career Wins Above Replacement, one of nine catchers at 50-plus.

Simmons is the 19th catcher elected to the Hall of Fame and merely the eighth who debuted after World War II, following Roy Campanella (1969), Berra (1972), Johnny Bench (1989), Carlton Fisk (2000), Gary Carter (2003), Mike Piazza (2016) and Rodriguez (2017).

Simmons was an eight-time All-Star, including six times with the Cardinals: 1972, 1973, 1974, 1977, 1978 and 1979. He was voted the National League starter in 1978, ending Bench's streak of nine straight starts.

From 1972 (his first all-star season) to 1983 (his eighth), Simmons matched Reggie Jackson for RBI among all players and ranked fourth in doubles and fifth in hits. He drove in 90-plus runs eight times and batted .300 or better on six occasions while playing an average of 144 games per season.

Simmons placed in the top 10 in the league in batting average and RBI during six seasons. He was runner-up for the N.L. batting crown with a .332 average in 1975, when he had 18 home runs and 100 RBI and finished sixth in Most Valuable Player voting. Simmons boasted two other top-10 MVP campaigns (ninth in 1977 and 10th in 1972) and won a Silver Slugger Award in 1980 (its inaugural season).

For his career, Simmons drew 855 walks and struck out only 694 times in 8,680 at-bats.

On the Cardinals' career lists, Simmons ranks seventh with 929 RBI, ninth with 172 home runs and 10th with 2,626 total bases. He is third with 151 intentional walks and tied for third with seven grand slams – trailing only Stan Musial and Albert Pujols in both categories. His 1,439 games behind the plate are second to Yadier Molina in franchise history. Simmons holds season records for home runs (26 in 1979) and RBI (96 in 1972) by a catcher.

Acclaimed for handling pitchers with aplomb, Simmons caught two no-hitters – Bob Gibson at Pittsburgh on Aug. 14, 1971, and Bob Forsch against Philadelphia on April 16, 1978 – and 122 shutouts (eighth-most in baseball history).

On Dec. 12, 1980, the Cardinals traded Simmons, Rollie Fingers and Pete Vuckovich to the Milwaukee Brewers in exchange for Sixto Lezcano, Larry Sorensen, Dave LaPoint and David Green. Simmons was instrumental in helping the Brewers reach the World Series for the first time in franchise history in 1982 against the Cardinals. In Game 1 of the Fall Classic – his first time back in St. Louis – Simmons socked a home run, and he hit another one the next night.

Simmons was selected by the Cardinals in the first round (10th overall) of the 1967 MLB June Amateur Draft. He made his big league debut a year later at age 19.

Nicknamed "Simba" for his shoulder-length hair that resembled a lion's mane, Simmons was voted the catcher on the All-Busch Stadium II team in 2005 and was inducted into the Cardinals Hall of Fame in 2015.

Simmons played in Milwaukee through the 1985 season and then spent three years with the Atlanta Braves before retiring. He returned to the Cardinals as director of player development from 1988 to 1991 and was general manager of the Pittsburgh Pirates for a year before becoming a coach, advisor and scout with several organizations.







# LARRY ST. LOUIS CARDINALS: 2004-05 WALKER

CONGRATULATIONS ON YOUR SELECTION  
TO THE NATIONAL BASEBALL HALL OF FAME  
INDUCTION CLASS OF 2020.





While Larry Walker crafted most of his Hall of Fame resume with the Montreal Expos and Colorado Rockies, the experience with his final employer – the Cardinals – can't be overlooked.

The Cardinals acquired Walker from the Rockies on Aug. 6, 2004, in exchange for three minor league pitchers: Jason Burch, Luis Martinez and Chris Narveson. The left-handed swinging Walker joined a potent lineup, batting second ahead of Albert Pujols, Scott Rolen and Jim Edmonds, and his veteran presence helped St. Louis to a pair of postseason trips.

It took Walker merely his first at-bat in a Cardinals uniform to realize the specialness of St. Louis fans. Introduced to a standing ovation at Busch Stadium II on Aug. 7, he proceeded to strike out as a pinch-hitter against Kris Benson of the New York Mets and then got another standing "O."

Over the next two weeks, Walker belted two grand slams – against Danny Graves of the Cincinnati Reds on Aug. 17 and Brian Meadows of the Pittsburgh Pirates on Aug. 22 – leading to, astonishingly, the first two curtain calls of his distinguished career.

Walker went on to bat .280 with 11 home runs and 27 RBI in 44 games for the Cardinals, who won 105 regular-season games and advanced to the World Series for the first time since 1987. He hit two round-trippers in each of the Division Series, League Championship Series and World Series while batting at a .293 clip (17-for-58) with 11 RBI in 15 playoff games. In Game 1 of the Fall Classic against the Boston Red Sox at Fenway Park, Walker went 4-for-5 with two doubles, a homer and two RBI.

In 2005, Walker contributed a .289 batting average, 15 homers and 52 RBI in 100 games as the Cardinals posted a 100-62 record and captured their second straight National League Central Division title. He announced his retirement following Game 6 of the NLCS.

Walker was born in Maple Ridge, British Columbia, and spent his first six major league seasons in Montreal from 1989 to 1994. In his final season with the Expos, he batted .322 and shared the N.L. lead with 44 doubles. Walker subsequently signed as a free agent with Colorado, playing the next nine-plus years with the Rockies. He was named the 1997 N.L. Most Valuable Player on the strength of a .366 batting average and career highs of 409 total bases (most in the majors), 49 home runs (tops in the league), 130 RBI and 33 stolen bases. Three of the next four seasons, Walker led the N.L. in batting average – .363 in 1998, .379 in 1999 and .350 in 2001 – and from 1997 to 1999 he became the first player in the Senior Circuit to bat .360 in three consecutive seasons since Hall of Famer Rogers Hornsby did so from 1927 to 1929.

Over the course of his 17-year career, Walker batted .313 with a .400 on-base percentage and a .565 slugging percentage. He is the 17th Hall of Famer to slash .300/.400/.500 and only the fourth since Cardinals legend Stan Musial retired in 1963 (also Chipper Jones, Edgar Martinez and Frank Thomas). Walker amassed 2,160 hits – the first Canadian-born player to reach 2,000 hits – with 383 home runs, 1,311 RBI and 230 stolen bases. He was a five-time All-Star and three-time Silver Slugger Award recipient. A premier defensive right fielder, Walker won seven Gold Glove awards while recording a total of 154 outfield assists.

Walker's lifetime WAR of 72.7 ranks 56th all-time among position players, two spots ahead of his Hall of Fame classmate Derek Jeter of the New York Yankees.

Walker gained election into the Hall of Fame in his 10th and final year of eligibility via the Baseball Writers' Association of America, receiving 76.6 percent of the vote. He made remarkable advances over the last seven years, climbing from just 10.2 percent in 2014. Walker will be enshrined in Cooperstown, New York, on July 26, 2020, becoming the 51st person with ties to the Cardinals organization to be so honored.



## CARDINALS HALL OF FAME

The Cardinals Hall of Fame was established in January of 2014 to honor those individuals who have had a significant impact on the tradition-rich franchise.

Twenty-two individuals were automatically selected for the Hall of Fame in conjunction with its formation. Members of the inaugural class included those Cardinals enshrined in the National Baseball Hall of Fame, primarily as members of the Cardinals organization, and those individuals whose numbers have been retired by the franchise.

The Hall of Fame currently consists of 43 members.

To be eligible for induction, an individual must have played for the Cardinals for at least three seasons and have been retired from Major League Baseball for at least three years. Eligible players are divided into two categories – modern players and veteran players. A veteran is a player who retired more than 40 years prior to the induction year.

Annually, the Cardinals convene a “Red Ribbon Committee” of experts to select six to 10 players to be placed on a ballot on Cardinals.com, where fans have the opportunity to vote for a period of six weeks. The two players with the most online votes will be inducted. The committee also picks a veteran player to be inducted. In addition, the Cardinals organization may choose from time to time to induct an important figure in franchise history, such as a coach, broadcaster or member of the front office, without a vote or committee selection.

Each member of the Cardinals Hall of Fame is permanently recognized in the Hall of Fame Gallery presented by Edward Jones, located on the second floor of Cardinals Nation, just outside the entrance to the Cardinals Museum. The Hall of Fame Gallery is free and open to the public.



The sixth induction class of the St. Louis Cardinals Hall of Fame included pitcher Jason Isringhausen (2002-08), third baseman Scott Rolen (2002-07) and pitcher Mort Cooper (1938-45) on Saturday, August 18, 2018.

# CARDINALS HALL OF FAME MEMBERS

PLAYERS	POSITION	INDUCTED CARDS HOF	INDUCTED NATIONAL HOF	NUMBER RETIRED	YEARS WITH CARDINALS
Jim Bottomley	1B	2014	1974		1922-32
Ken Boyer	3B	2014		14	1955-65
Harry Brecheen	LHP	2018			1940, '43-52
Sam Breadon	Owner/President	2016			1920-47
Lou Brock	OF	2014	1985	20	1964-79
Jack Buck	Broadcaster	2014		Yes	1954-59, '61-2001
August Busch Jr.	Owner/President	2014		85	1955-95
Chris Carpenter	RHP	2016			2004-12
Vince Coleman	OF	2018			1985-90
Mort Cooper	RHP	2019			1938-45
Dizzy Dean	RHP	2014	1953	17	1930, '32-37
Jim Edmonds	OF	2014			2000-07
Curt Flood	OF	2015			1958-69
Bob Forsch	RHP	2015			1974-88
Frank Frisch	INF	2014	1947		1927-37
Bob Gibson	RHP	2014	1981	45	1959-75
Chick Hafey	OF	2014	1971		1924-31
Jesse Haines	RHP	2014	1970		1920-37
Whitey Herzog	Manager	2014	2010	24	1980-90
Rogers Hornsby	INF	2014	1942	Yes	1915-26, '33
Jason Isringhausen	RHP	2019			2002-08
George Kissell	Coach/Instructor	2015			1940-42, '46-2008
Tony La Russa	Manager	2014	2014	10	1996-2011
Ray Lankford	OF	2018			1990-2001, '04
Marty Marion	SS	2014			1940-50
Pepper Martin	OF/3B	2017			1928, '30-40, '44
Tim McCarver	C	2017	2012		1959-61, '63-69, '73-74
Willie McGee	OF	2014			1982-90, '96-99
Mark McGwire	1B	2017			1997-2001
Joe Medwick	OF	2014	1968		1932-40, '47-48
Johnny Mize	1B	2014	1981		1936-41
Terry Moore	OF	2016			1935-42, '46-48
Stan Musial	OF/1B	2014	1969	6	1941-44, '46-63
Branch Rickey	Executive	2014	1967		1919-25
Scott Rolen	3B	2019			2002-07
Red Schoendienst	2B/Manager	2014	1989	2	1945-56, '61-63
Enos Slaughter	OF	2014	1985	9	1938-42, '46-53
Mike Shannon	3B/RF/Broadcaster	2014			1962-70, 72-present
Ted Simmons	C	2015			1968-80
Ozzie Smith	SS	2014	2002	1	1982-96
Billy Southworth	OF/Manager	2014	2008		1926-27, '29, '40-45
Bruce Sutter	RHP	2014	2006	42	1981-84
Joe Torre	C/1B/3B/Manager	2016	2014		1969-74, '90-95

## CARDINALS ALL-TIME PLAYER ROSTER

Includes all players who have participated in one or more official National League games with the Cardinals starting with the 1892 season and including the 2019 season. Fifteen new players were added from 2019 to bring the total number of players to 2,007. Left-handed pitcher Génesis Cabrera became the 2,000th Cardinal when he made his Cardinals/Major League debut on May 29, 2019.

### A

Ody Abbott ..... 1910  
Ted Abernathy ..... 1970  
Juan Acevedo ..... 1998-99  
Babe Adams ..... 1906  
Buster Adams ..... 1939, 43,  
..... 45-46  
Joe Adams ..... 1902  
Matt Adams ..... 2012-18  
Sparky Adams ..... 1930-33  
Jim Adduci ..... 1983  
Henry Adkinson ..... 1895  
Tommie Agee ..... 1973  
Juan Agosto ..... 1991-92  
Eddie Ainsmith ..... 1921-23  
Gibson Alba ..... 1988  
Cy Alberts ..... 1910  
Sandy Alcántara ..... 2017  
Grover Alexander ..... 1926-29  
Luis Alícea ..... 1988, 91-94, 96  
Ethan Allen ..... 1933  
Neil Allen ..... 1983-85  
Richie Allen ..... 1970  
Ron Allen ..... 1972  
Matty Alou ..... 1971-73  
Tom Alston ..... 1954-57  
Walter Alston ..... 1936  
George Altman ..... 1963  
Luis Alvarado ..... 1974, 76  
Brant Alyea ..... 1972  
Ruben Amaro ..... 1958  
Red Ames ..... 1915-19  
Bryan Anderson ..... 2010, 12  
Craig Anderson ..... 1961  
Dwain Anderson ..... 1972-73  
Ferrell Anderson ..... 1953  
George Anderson ..... 1918  
John Anderson ..... 1962  
Marlon Anderson ..... 2004  
Mike Anderson ..... 1976-77  
John Andrews ..... 1973  
Nate Andrews ..... 1937, 39  
Joaquin Andujar ..... 1981-85  
Pat Ankenman ..... 1936  
Rick Ankiel ..... 1999-2001,  
..... 04, 07-09  
Dean Anna ..... 2015  
John Antonelli ..... 1944-45  
Harry Arndt ..... 1905-07  
Scott Arnold ..... 1988  
Rene Aroch ..... 1993-95  
Randy Arozarena ..... 2019  
Luis Arroyo ..... 1955  
Rudy Arroyo ..... 1971  
Bryan Augenstein ..... 2011  
Dennis Aust ..... 1965-66

John Axford ..... 2013  
Benny Ayala ..... 1977  
Manny Aybar ..... 1997-99

### B

Les Backman ..... 1909-10  
Harrison Bader ..... 2017-19  
Bill Bailey ..... 1921-22  
Cory Bailey ..... 1995-96  
Doug Bair ..... 1981-83, 85  
Doug Baird ..... 1917-19  
Dave Bakenhaster ..... 1964  
Bill Baker ..... 1948-49  
Steve Baker ..... 1983  
O. F. Baldwin ..... 1908  
Art Ball ..... 1894  
Jimmy Bannon ..... 1893  
Jap Barbeau ..... 1909-10  
Brian Barber ..... 1995-96  
George Barclay ..... 1902-04  
Brian Barden ..... 2007-09  
Ray Bare ..... 1972, 74  
Clyde Barfoot ..... 1922-23  
Greg Bargar ..... 1986  
Mike Barlow ..... 1975  
Frank Barnes ..... 1957-58, 60  
Skeeter Barnes ..... 1987  
John Barnett ..... 1907  
Steven Baron ..... 2018  
Frank Barrett ..... 1939  
Red Barrett ..... 1945-46  
Shad Barry ..... 1906-08  
Brian Barton ..... 2008  
Dave Bartosch ..... 1945  
Rich Batchelor ..... 1993, 96-97  
Frank Bates ..... 1899  
Miguel Batista ..... 2011  
Allen Battle ..... 1995  
Ed Bauta ..... 1960-63  
Jose Bautista ..... 1997  
John Baxter ..... 1907  
Johnny Beall ..... 1918  
Ralph Beard ..... 1954  
Jim Beauchamp ..... 1963, 70-71  
Johnny Beazley ..... 1941-42, 46  
Zinn Beck ..... 1913-16  
Jake Beckley ..... 1904-07  
Bill Beckmann ..... 1942  
Fred Beebe ..... 1906-09  
Ed Beecher ..... 1897  
Clarence Beers ..... 1948  
Matt Belisle ..... 2015  
David Bell ..... 1995-98  
Hi Bell ..... 1924, 26-27, 29-30  
Les Bel ..... 1923-27  
Ronnie Belliard ..... 2006

Carlos Beltrán ..... 012-13  
Rigo Beltran ..... 1997  
Alan Benes ..... 1995-97,  
..... 1999-2001  
Andy Benes ..... 1996-97,  
..... 2000-02  
Joe Benes ..... 1931  
Gary Bennett ..... 2006-07  
Pug Bennett ..... 1906-07  
Vern Benson ..... 1951-53  
Sid Benton ..... 1922  
Jeff Berblinger ..... 1997  
Augie Bergamo ..... 1944-45  
Lance Berkman ..... 2011-12  
Jack Berly ..... 1924  
Joe Bernard ..... 1909  
Frank Bertaina ..... 1970  
Harry Berte ..... 1903  
Bob Beschler ..... 1915-17  
Frank Betcher ..... 1910  
Hal Betts ..... 1903  
Bruno Betzel ..... 1914-18  
Jim Bibby ..... 1972-73  
Ed Biecher ..... 1897  
Lou Bierbauer ..... 1897-98  
Larry Bigbie ..... 2006  
Steve Bilko ..... 1949-54  
Dick Billings ..... 1974-75  
Frank Bird ..... 1892  
Ray Blades ..... 1922-28, 30-32  
Harry Blake ..... 1899  
Sheriff Blake ..... 1937  
Coonie Blank ..... 1909  
Don Blasingame ..... 1955-59  
Johnny Blatnik ..... 1950  
Buddy Blattner ..... 1942  
Bob Blaylock ..... 1956, 59  
Gary Blaylock ..... 1959  
Michael Blazek ..... 2013  
John Bliss ..... 1908-12  
Clyde Bloomfield ..... 1963  
Charlie Boardman ..... 1915  
Joe Boever ..... 1985-86  
Mitchell Boggs ..... 2008-13  
Sammy Bohn ..... 1916  
Dick Bokelmann ..... 1951-53  
Bill Bolden ..... 1919  
Don Bollweg ..... 1950-51  
Bobby Bonds ..... 1980  
Bobby Bonilla ..... 2001  
Frank Bonner ..... 1895  
Rod Booker ..... 1987-89  
Pedro Borbon ..... 1980  
Pedro Borbon, Jr. .... 2003  
Frenchy Bordagaray ..... 1937-38  
Pat Borders ..... 1996

Rick Bosetti ..... 1977  
Ricky Bottalico ..... 1999  
Kent Bottenfield ..... 1998-99  
Jim Bottomley ..... 1922-32  
Peter Bourjos ..... 2014-15  
Bob Bowman ..... 1939-40  
Matt Bowman ..... 2016-18  
Blaine Boyer ..... 2009  
Cloyd Boyer ..... 1949-52  
Ken Boyer ..... 1955-65  
Buddy Bradford ..... 1975  
Terry Bradshaw ..... 1995-96  
Darren Bragg ..... 1999  
Dave Brain ..... 1903-05  
Harvey Branch ..... 1962  
Jackie Brandt ..... 1956  
Jeff Brantley ..... 1998  
Russell Branyan ..... 2007  
Roy Brashear ..... 1902  
Joe Bratcher ..... 1924  
Steve Braun ..... 1981-85  
Al Brazle ..... 1943, 46-54  
John Brebbia ..... 2017-19  
Harry Brecheen ..... 1940, 43-52  
Ted Breitenstein ..... 1892-96,  
..... 1901  
Herb Bremer ..... 1937-39  
Roger Bresnahan ..... 1909-12  
Rube Bressler ..... 1932  
Ed Bressoud ..... 1967  
Rod Brewer ..... 1990-93  
Marshall Bridges ..... 1959-60  
Rocky Bridges ..... 1960  
Grant Briggs ..... 1892  
Nelson Briles ..... 1965-70  
Ed Brinkman ..... 1975  
John Brock ..... 1917-18  
Lou Brock ..... 1964-79  
Steve Brodie ..... 1892-93  
Ernie Broglio ..... 1959-64  
Herman Bronkie ..... 1918  
Jim Brosnan ..... 1958-59  
Tony Brottem ..... 1916, 18  
Andrew Brown ..... 2011  
Buster Brown ..... 1905-07  
Jim Brown ..... 1915  
Jimmy Brown ..... 1937-43  
Three Finger Brown ..... 1903  
Tom Brown ..... 1895  
Willard Brown ..... 1894  
Byron Browne ..... 1969  
Barret Browning ..... 2012  
Cal Browning ..... 1960  
Pete Browning ..... 1894  
Jonathan Broxton ..... 2015-17  
Glenn Brummer ..... 1981-84

## HISTORY

C

## D



## CARDINALS ALL-TIME PLAYER ROSTER (continued)

Art Delaney .....1924  
Jose DeLeon ..... 1988-92  
Luis DeLeon .....1981  
Wilson Delgado ..... 2002-03  
Bobby Del Greco .....1956  
Eddie Delker ..... 1929, 31-32  
Wheezey Dell .....1912  
Rich DeLucia .....1995  
Frank Demaree .....1943  
Lee DeMontreville .....1903  
Don Dennis ..... 1965-66  
John Denny ..... 1974-79  
Paul Deringer ..... 1931-33  
Mark DeRosa .....2009  
Russ Derry .....1949  
Daniel Descalso ..... 2010-14  
Joe DeSa .....1980  
Delino DeShields ..... 1997-98  
Aledmys Díaz ..... 2016-17  
Einar Diaz .....2005  
Leo Dickerman ..... 1924-25  
Brandon Dickson .....2011-12  
Murry Dickson ..... 1939-40,  
..... 42-43, 46-48, 56-57  
Chuck Diering ..... 1947-51  
Larry Dierker .....1977  
Mike DiFelice.. 1996-97, 2002  
Pat Dillard .....1900  
Pickles Dillhoefer..... 1919-21  
Mike Dimmel .....1979  
Frank DiPino ..... 1989-90, 92  
Dutch Distel .....1918  
Steve Dixon ..... 1993-94  
Bill Doak ..... 1913-24, 29  
George Dockins .....1945  
Cozy Dolan ..... 1914-15  
John Dolan .....1893  
Red Donahue ..... 1895-97  
She Donahue .....1904  
Mike Donlin ..... 1899-1900  
Blix Donnelly ..... 1944-46  
Jim Donnelly .....1898  
Patsy Donovan ..... 1900-03  
Octavio Dotel .....2011  
Klondike Douglas ..... 1896-97  
Taylor Douthett ..... 1923-31  
Dennis Dove .....2007  
Tommy Dowd ..... 1893-98  
Dave Dowling .....1964  
Carl Doyle .....1940  
Jeff Doyle .....1983  
Moe Drabowsky ..... 1971-72  
Lee Dressen .....1914  
Rob Dressler .....1978  
J.D. Drew ..... 1998-2003  
Dan Driessen .....1987  
Carl Druhot ..... 1906-07  
Matt Duff .....2002  
Zach Duke .....2016-17

Bob DuLiba ..... 1959-60, 62  
Chris Duncan ..... 2005-09  
Taylor Duncan .....1977  
Wiley Dunham .....1902  
Grant Dunlap .....1953  
John Dunleavy ..... 1903-05  
Shawon Dunston..1999, 2000  
Don Durham .....1972  
Joe Durham .....1959  
Leon Durham .....1980, 89  
Leo Durocher ..... 1933-37  
Erv Dusak ..... 1941-42, 46-51  
Frank Dwyer .....1892  
Jim Dwyer ..... 1973-75, 77-78  
Eddie Dyer ..... 1922-27

### E

Bill Earley .....1986  
George Earnshaw .....1936  
Ed Easley .....2015  
Jack Easton .....1892  
Rawley Eastwick .....1977  
Johnny Echols .....1939  
Dennis Eckersley ..... 1996-97  
Al Eckert .....1935  
David Eckstein ..... 2005-07  
Joe Edelen .....1981  
Tommy Edman .....2019  
Jim Edmonds ..... 2000-07  
Johnny Edwards .....1968  
Wish Egan ..... 1905-06  
Red Ehret .....1895  
Cal Eldred ..... 2003-05  
Harry Elliott .....1953, 55  
Jim Ellis .....1969  
Mark Ellis .....2014  
Rube Ellis ..... 1909-12  
Bones Ely ..... 1893-95  
Juan Encarnacion ..... 2006-08  
Bill Endicott .....1946  
Del Ennis ..... 1957-58  
Charlie Enwright .....1909  
Hal Epps .....1938, 40  
Eddie Erautt .....1953  
Duke Esper ..... 1897-98  
Brian Esposito .....2007  
Chuck Essegian .....1959  
LeRoy Evans .....1897  
Steve Evans ..... 1909-13  
Bryan Eversgerd ..... 1994, 98  
Bob Ewing .....1912  
Reuben Ewing .....1921

### F

Fred Fagin .....1895  
Ron Fairly ..... 1975-76  
Pete Falcone ..... 1976-78  
Brian Falkenborg ..... 2006-07  
George Fallon ..... 1943-45

Harry Fanok ..... 1963-64  
Doc Farrell .....1930  
John Farrell ..... 1902-05  
Jeff Fassero ..... 2002-03  
Jack Faszholz .....1953  
Pedro Feliz .....2010  
Bobby Fenwick .....1973  
Joe Ferguson .....1976  
Junior Fernandez .....2019  
Don Ferrarese .....1962  
Neil Fiala .....1981  
Chuckie Fick .....2012  
Bien Figueroa .....1992  
Chuck Finley .....2002  
Mike Fiore .....1972  
Sam Fisburn .....1919  
Bob Fisher ..... 1918-19  
Chauncey Fisher .....1901  
Eddie Fisher .....1973  
Showboat Fisher .....1930  
Mike Fitzgerald .....1988  
Max Flack ..... 1922-25  
Tom Flanigan .....1958  
Jack Flaherty ..... 2017-19  
Curt Flood ..... 1958-69  
Tim Flood .....1899  
Randy Flores ..... 2004-08  
Ben Flowers ..... 1955-56  
Jake Flowers .....1923, 26,  
..... 31-32  
Rich Folkers ..... 1972-74  
Curt Ford ..... 1985-88  
Hod Ford .....1932  
Eric Fornataro .....2014  
Bob Forsch ..... 1974-88  
Tony Fossas .....1995-97  
Alan Foster ..... 1973-74  
Jack Fournier ..... 1920-22  
Dexter Fowler ..... 2017-19  
Jesse Fowler .....1924  
Earl Francis .....1965  
Tito Francona ..... 1965-66  
Charlie Frank ..... 1893-94  
Fred Frankhouse ..... 1927-30  
Micah Franklin .....1997  
Ryan Franklin ..... 2007-11  
Herman Franks .....1939  
John Frascatore ..... 1994-95,  
..... 97-98  
Willie Fraser .....1991  
George Frazier ..... 1978-80  
Joe Frazier ..... 1954-56  
Roger Freed ..... 1977-79  
Sam Freeman ..... 2012-14  
David Freese ..... 2009-13  
Gene Freese .....1958  
Howard Freigau ..... 1922-25  
Benny Frey .....1932  
Frankie Frisch ..... 1927-37

Danny Frisella .....1976  
Art Fromme ..... 1906-08  
Eric Fryer ..... 2016-17  
Brian Fuentes .....2012  
John Fulgham ..... 1979-80  
Chick Fullis .....1934, 36  
Rafael Furcal ..... 2011-13  
Les Fusselman ..... 1952-53

### G

Gary Gaetti ..... 1996-98  
Phil Gagliano ..... 1963-70  
Del Gainer .....1922  
Fred Gaiser .....1908  
Andres Galarraaga .....1992  
John Gall ..... 2005-06  
Mike Gallego ..... 1996-97  
Giovanny Gallegos.. 2018-19  
Bad News Galloway .....1912  
Pud Galvin .....1892  
Bill Gannon .....1898  
John Gant .....2017-19  
Ron Gant ..... 1996-98  
Joe Garagiola ..... 1946-51  
Adolis Garcia .....2018  
Greg Garcia ..... 2014-18  
Jaime Garcia ..... 2008, 10-16  
Danny Gardella .....1950  
Glenn Gardner .....1945  
Art Garibaldi .....1936  
Mike Garman 1974-75  
Debs Garms ..... 1943-45  
Wayne Garrett .....1978  
John Gast .....2013  
Rich Gedman ..... 1991-92  
Charley Gelbert ..... 1929-32,  
..... 35-36  
Frank Genins .....1892  
Al Gettel .....1955  
Charlie Getzein .....1892  
Rube Geyer ..... 1910-13  
Ray Giannelli .....1995  
Bob Gibson ..... 1959-75  
Billy Gilbert ..... 1908-09  
Shawn Gilbert .....1998  
George Gilham ..... 1920-21  
Frank Gilhooley ..... 1911-12  
Bernard Gilkey ..... 1990-95  
Carden Gillenwater .....1940  
George Gillpatrick .....1898  
Hal Gilson .....1968  
Joe Girardi .....2003  
Dave Giusti .....1969  
Jack Glasscock ..... 1892-93  
Troy Glaus ..... 2008-09  
Tommy Glaviano ..... 1949-52  
Kid Gleason ..... 1892-94  
Bob Glenn .....1920  
Harry Glenn .....1915



## HISTORY

547

## CARDINALS ALL-TIME PLAYER ROSTER (continued)

Bob James .....1909  
Charlie James ..... 1960-64  
Mike James .....2000-01  
Hal Janvrin ..... 1919-21  
Kevin Jarvis .....2005  
Hi Jasper .....1916  
Larry Jaster ..... 1965-68  
Julian Javier ..... 1960-71  
Jon Jay .....2010-15  
Hal Jeffcoat .....1959  
Gregg Jefferies..... 1993-94  
Marcus Jensen.....1999  
Jose Jimenez ..... 1998-99  
Kelvin Jimenez .....2007-08  
Adam Johnson .....1918  
Alex Johnson ..... 1966-67  
Billy Johnson ..... 1951-53  
Bob Johnson .....1969  
Dan Johnson .....2015  
Darrell Johnson.....1960  
Jerry Johnson.....1970  
Ken Johnson ..... 1947-50  
Lance Johnson.....1987  
Mark Johnson.....2008  
Rob Johnson.....2013  
Si Johnson ..... 1936-38  
Syl Johnson ..... 1926-33  
Tyler Johnson..... 2005-08  
Cowboy Jones .... 1899-1901  
Gordon Jones ..... 1954-56  
Howie Jones.....1921  
Nippy Jones 1946-51  
Red Jones .....1940  
Sam Jones ..... 1957-58, 63  
Tim Jones ..... 1988-93  
Bubber Jonnard .....1929  
Brian Jordan ..... 1992-98  
Mike Jorgensen..... 1984-85  
Felix Jose ..... 1990-92  
Kevin Joseph.....2002  
Jimmy Journell .....2003, 05  
Lyle Judy .....1935  
Al Jurisich ..... 1944-45  
Skip Jutze.....1972

### K

Jim Kaat ..... 1980-83  
Ed Karger ..... 1906-08  
Jason Karnuth .....2001  
Eddie Kasko ..... 1957-58  
Ray Katt ..... 1956, 58-59  
Tony Kaufmann..... 1927-28,  
..... 30-31, 35  
Marty Kavanagh .....1918  
Eddie Kazak ..... 1948-52  
Bob Keely .....1944-45  
Vic Keen .....1926-27  
Jeff Keener ..... 1982-83  
Randy Keisler .....2007

Bill Keister .....1900  
John Kelleher .....1912  
Mick Kelleher..... 1972-73, 75  
Alex Kellner .....1959  
Win Kellum .....1905  
Bill Kelly .....1910  
Carson Kelly..... 2016-18  
John Kelly.....1907  
Joe Kelly..... 2012-14  
Pat Kelly .....1998  
Adam Kennedy ..... 1999,  
..... 2007-08  
Jim Kennedy .....1970  
Terry Kennedy..... 1978-80  
Matt Keough.....1985  
Kurt Kepshire ..... 1984-86  
George Kernek..... 1965-66  
Don Kessinger..... 1976-77  
Dean Kiekhefer .....2016  
Darryl Kile .....2000-02  
Paul Kilgus .....1993  
Newt Kimball .....1940  
Hal Kime .....1920  
Wally Kimmick.....1919  
Ellis Kinder .....1956  
Charlie King .....1959  
Curtis King..... 1997-99  
Jim King.....1957  
Lynn King ..... 1935-36, 39  
Ray King..... 2004-05  
Walt Kinlock .....1895  
Josh Kinney..... 2006-09  
Tom Kinslow.....1898  
Matt Kinzer .....1989  
Mike Kircher ..... 1920-21  
Bill Kissinger..... 1895-97  
Lou Klein ..... 1943, 45-46, 49  
Nub Kleinke .....1935, 37  
Ron Kline .....1960  
Steve Kline ..... 2001-04  
Rudy Kling .....1902  
Clyde Kluttz .....1946  
Alan Knicely .....1986  
Jack Knight.....1922  
Andrew Knizner.....2019  
Mike Knode .....1920  
Darold Knowles..... 1979-80  
Willis Koenigsmark.....1919  
Gary Kolb ..... 1960, 62-63  
Erik Komatsu.....2012  
Ed Konetchy..... 1907-13  
Jim Konstanty.....1956  
George Kopshaw .....1923  
George Kottaras.....2014  
Ernie Koy ..... 1940-41  
Pete Kozma..... 2011-15  
Lew Krausse .....1973  
Kurt Krieger .....1949, 51

Howie Krist ..... 1937-38,  
..... 41-43, 46  
Otto Krueger ..... 1900-02  
Ted Kubiak .....1971  
Willie Kuehne .....1892  
Ryan Kurosaki.....1975  
Whitey Kurowski ..... 1941-49  
Bob Kuzava.....1957

### L

Mike Laga..... 1986-88  
Lerrin LaGrow .....1976  
John Lackey ..... 2014-15  
Jeff Lahti .....1982-86  
Gerald Laird .....2011  
Eddie Lake ..... 1939-41  
Steve Lake ..... 1986-88  
Bud Lally .....1897  
Jack Lamabe.....1967  
Fred Lamline .....1915  
Tom Lampkin ..... 1997-98  
Les Lancaster .....1993  
Hobie Landrith..... 1957-58  
Don Landrum ..... 1960-62  
Tito Landrum..... 1980-87  
Don Lang .....1948  
Max Lanier .... 1938-46, 49-51  
Ray Lankford.. 1990-2001, 04  
Paul LaPalme..... 1955-56  
Dave LaPoint..... 1981-84, 87  
Ralph LaPointe.....1948  
Bob Larmore .....1918  
Jason LaRue ..... 2008-10  
Lyn Lary.....1939  
Don Lassetter.....1957  
Arlie Latham .....1896  
Mike LaValliere..... 1985-86  
Doc Lavan ..... 1919-24  
Tom Lawless ..... 1985-88  
Brooks Lawrence .... 1954-55  
Tom Leahy .....1905  
Mike Leake ..... 2016-17  
Leron Lee ..... 1969-71  
Manuel Lee .....1995  
Jim Lentine ..... 1978-80  
Leonard .....1892  
Dominic Leone ..... 2018-19  
Barry Lersch.....1974  
Roy Leslie.....1919  
Dan Lewandowski.....1951  
Bill Lewis .....1933  
Johnny Lewis .....1964  
Sixto Lezcano.....1981  
Don Liddle .....1956  
Gene Lillard .....1940  
Bob Lillis .....1961  
Mike Lincoln .....2004  
Johnny Lindell .....1950  
Jim Lindeman..... 1986-89

Jim Lindsey ..... 1929-34  
Royce Lint .....1954  
Larry Lintz.....1975  
Frank Linzy..... 1970-71  
Mark Littell..... 1978-82  
Jeff Little .....1980  
Mark Little.....1998  
Dick Littlefield .....1956  
John Littlefield .....1980  
Carlisle Littlejohn..... 1927-28  
Danny Litwhiler... 1943-44, 46  
Paddy Livingston.....1917  
Scott Livingstone.....1997  
Lawrence "Bobby" Locke ....  
.....1962  
Whitey Lockman .....1956  
Bill Lohrman .....1942  
Kyle Lohse ..... 2008-12  
Jeff Long..... 1963-64  
Tommy Long ..... 1915-17  
Braden Looper .....1998,  
..... 2006-08  
Art Lopatka .....1945  
Aurelio Lopez .....1978  
Felipe Lopez.....2008, 10  
Joe Lotz .....1916  
Lynn Lovenguth .....1957  
John Lovett.....1903  
Grover Lowdermilk...1909, 11  
Lou Lowdermilk..... 1911-12  
Sean Lowe ..... 1997-98  
Peanuts Lowrey ..... 1950-54  
Josh Lucas .....2017  
Con Lucid .....1897  
Eric Ludwick ..... 1996-97  
Ryan Ludwick..... 2007-10  
Bill Ludwig .....1908  
Larry Luebbers .....1999  
Julio Lugo .....2009  
Hector Luna..... 2004-06  
Memo Luna .....1954  
Ernie Lush .....1910  
Johnny Lush..... 1907-10  
Lance Lynn..... 2011-17  
Bill Lyons ..... 1983-84  
Denny Lyons .....1895  
George Lyons.....1920  
Hersh Lyons .....1941  
Tyler Lyons..... 2013-18

### M

Bob Mabe.....1958  
John Mabry .. 1994-98, 2001,  
..... 04-05  
Mike MacDougal .....2010  
Ken MacKenzie .....1963  
Evan MacLane.....2010  
Johnny Mackinson .....1955  
Lonnie MacIain .....1993

## CARDINALS ALL-TIME PLAYER ROSTER (continued)

Max Macon.....1938	Tim McCarver ..... 1959-61, ..... 63-69, 73-74	Ed Mierkowicz.....1950	Billy Muffett..... 1957-58
Bill Magee.....1901	Pat McCauley.....1893	Larry Miggins.....1948, 52	Edward Mujica.....2012-13
Lee Magee..... 1911-14	Kyle McClellan ..... 2008-12	Pete Mikkelsen.....1968	Mark Mulder..... 2005-08
Sal Maglie.....1958	Bob McClure ..... 1991-92	Miles Mikolas..... 2018-19	Jerry Mumphrey..... 1974-79
Joe Magrane...1987-90, 92-93	Billy McCool.....1970	Eddie Miksiss.....1957	George Munger..... 1943-44, ..... 46-52
Art Mahaffey.....1966	Jim McCormick .....1892	Aaron Miles ..... 2006-08, 10	Les Munns.....1936
Mike Mahoney.....1898	Harry McCurdy..... 1922-23	Andrew Miller .....2019	Yairo Muñoz..... 2018-19
Mike Mahoney.....2005	Lindy McDaniel..... 1955-62	Bob Miller ..... 1957, 59-61	Steve Mura.....1982
Duster Mails ..... 1925-26	Von McDaniel..... 1957-58	Charlie Miller ..... 1913-14	Simmy Murch..... 1904-05
Jim Mallory .....1945	Mick McDermott.....1961	Doggie Miller ..... 1894-95	Tim Murchison.....1917
Gus Mancuso .... 1928, 30-32, ..... 41-42	Mike McDermott.....1897	Dots Miller ..... 1914-17, 19	Wilbur Murdoch.....1908
Seth Maness ..... 2013-16	Keith McDonald..... 2000-01	Dusty Miller.....1899	Ed Murphy..... 1901-03
Les Mann ..... 1921-23	John McDougal..... 1895-96	Eddie Miller.....1950	Howard Murphy.....1909
Fred Manrique.....1986	Sandy McDougal.....1905	Elmer Miller .....1912	John Murphy.....1902
Rabbit Maranville .... 1927-28	Will McEnaney .....1979	Kohly Miller.....1892	Mike Murphy.....1912
Walt Marbet.....1913	Joe McEwing..... 1998-99	Shelby Miller..... 2012-14	Morgan Murphy..... 1896-97
Marty Marion ..... 1940-50	Guy McFadden.....1895	Stu Miller ..... 1952-54, 56	Rob Murphy..... 1993-94
Roger Maris..... 1967-68	Chappie McFarland... 1902-06	Trever Miller ..... 2009-11	Tom Murphy..... 1973
Fred Marolewski.....1953	Ed McFarland ..... 1896-97	Buster Mills.....1934	Red Murray ..... 1906-08
Mike Maroth .....2007	Ed McFarland ..... 1896-97	Larry Milton.....1903	Stan Musial .. 1941-44, 46-63
Jason Marquis ..... 2004-06	Dan McGann..... 1900-01	Minnie Minofo.....1962	Bert Myers.....1896
Eli Marrero..... 1997-2003	Bill McGee..... 1935-41	Clarence Mitchell..... 1928-30	Hy Myers ..... 1923-25
Charlie Marshall.....1941	Willie McGee...1982-90, 96-99	Johnny Mize ..... 1936-41	Lynn Myers..... 1938-39
Doc Marshall ..... 1906-08	Dan McGeehan.....1911	Vinegar Bend Mizell..... ..... 1952- 53, 56-60	
Joe Marshall.....1906	Jim McGinley..... 1904-05	Herb Moford.....1955	
Victe ..... 2012-13	Lynn McGlothen..... 1974-76	Mike Mohler..... 1999-2000	<b>N</b>
Freddie Martin .... 1946, 49-50	Stoney McGlynn..... 1906-08	Gabe Molina..... 2002-03	Mike Nagy .....1973
John Martin ..... 1980-83	Bob McGraw .....1927	Yadier Molina ..... 2004-19	Sam Nahem .....1941
Morrie Martin..... 1957-58	John McGraw .....1900	Fritz Mollwitz.....1919	Sam Narron..... 1935, 42-43
Pepper Martin.... 1928, 30-40, ..... 44	Tom McGraw .....1997	Wally Moon ..... 1954-58	Chris Narveson.....2006
Stu Martin ..... 1936-40	Terry McGriff .....1994	Jim Mooney..... 1933-34	Ken Nash .....1914
Carlos Martínez..... 2013-19	Mark McGrillis .....1892	Donnie Moore.....1980	Mike Naymick.....1944
José Martínez..... 2016-19	Mark McGwire..... 1997-2001	Gene Moore..... 1933-35	John Nelson .....2006
Marty Martínez .....1972	Otto McIvor.....1911	Randy Moore.....1937	Mel Nelson ..... 1960, 68-69
Silvio Martínez..... 1978-81	Cody McKay.....2004	Terry Moore... 1935-42, 46-48	Rocky Nelson .... 1949-51, 56
Teddy Martínez .....1975	Ed McKean.....1899	Tommy Moore.....1975	Pat Neshek.....2014
Tino Martinez ..... 2002-03	Michael McKenry .....2016	Whitey Moore .....1942	Juan Nicasio.....2017
Ernie Mason .....1894	Ralph McLaurin.....1908	Jerry Morales .....1978	Art Nichols ..... 1901-03
Justin Masterson .....2014	Larry McLean .....1904, 13	Bill Moran .....1892	Kid Nichols ..... 1904-05
Mike Matheny..... 2000-04	Jerry McNertney..... 1971-72	Charley Moran.....1903, 08	Charlie Niebergall.....1921, ..... 23-24
Joe Mather .....2008, 10	Larry McWilliams.....1988	Forrest More.....1909	Tom Niedenfuer .....1990
Greg Mathews.... 1986-88, 90	Lee Meadows ..... 1915-19	Bobby Morgan.....1956	Dick Niehaus ..... 1913-15
T.J. Mathews ...1995-97, 2001	Joe Medwick 1932-40, 47-48	Eddie Morgan.....1936	Bert Niehoff .....1918
Mike Matthews ..... 2000-02	Adalberto Mejia .....2019	Joe Morgan .....1964	Bob Nieman ..... 1960-61
Wally Mattick .....1918	Alex Mejia.....2017	Mike Morgan ..... 1995-96	Tom Nieto.....1984-85
Gene Mauch.....1952	Miguel Mejia .....1996	Gene Moriarity.....1892	Tom Niland .....1896
Harry Maupin.....1898	Roberto Mejia.....1997	John Morris ..... 1986-90	Pete Noonan ..... 1906-07
Dal Maxvill ..... 1962-72	Sam Mejias .....1976	Matt Morris ..... 1997-98, ..... 2000-05	Irv Noren..... 1957-59
Jakie May ..... 1917-21	Steve Melendez ..... 1970-76	Walter Morris.....1908	Fred Norman ..... 1970-71
Mike Mayers..... 2016-19	Luvs Meltzer .....1909	Hap Morse.....1911	Bud Norris .....2018
Jack McAdams.....1911	Ted Menze .....1918	Clayton Mortensen.....2009	Lou North..... 1917, 20-24
Ike McAuley.....1917	John Mercer .....1912	Walt Moryn ..... 1960-61	Ron Northey..... 1947-49
Bake McBride..... 1973-77	Kent Mercker..... 1998-99	Brandon Moss ..... 2015-16	Joe Nossek ..... 1969-70
George McBride..... 1905-06	Lloyd Merritt.....1957	Jason Motte..... 2008-14	Abraham Núñez .....2005
Pete McBride.....1899	Sam Mertes .....1906	Mike Mowrey..... 1909-13	Howie Nunn..... 1959
Joe McCarthy .....1906	Steve Mesner .....1941	Jamie Moyer.....1991	Rich Nye.....1970
Lew McCarty ..... 1920-21	Clarence Metzger.....1977	Heinie Mueller ..... 1920-26	
	Ed Mickelson.....1950		

## CARDINALS ALL-TIME PLAYER ROSTER (continued)

### O

Rebel Oakes .....	1910-13
Ken Oberkfell .....	1977-84
Dan O'Brien .....	1978-79
Johnny O'Brien .....	1958
Jack O'Connor .....	1899-1900
Paddy O'Connor .....	1914
Ken O'Dea .....	1942-46
Bob O'Farrell .....	1925-28, .....33, 35
Brusie Ogdowski .....	1936-37
Bill O'Hara .....	1910
Tom O'Hara .....	1906-07
Seung Hwan Oh .....	2016-17
Kevin Ohme .....	2003
Charley O'Leary .....	1913
Jose Oliva .....	1995
Ed Olivares .....	1960-61
Omar Olivares .....	1990-1994
Darren Oliver .....	1998-99
Gene Oliver .....	1959, 61-63
Diomedes Olivo .....	1963
Al Olmsted .....	1980
Randy O'Neal .....	1987-88
Dennie O'Neill .....	1893
Jack O'Neill .....	1902-03
Mike O'Neill .....	1901-04
Tyler O'Neill .....	2018-19
Jose Oquendo .....	1986-95
Luis Ordaz .....	1997-99
Joe Oregno .....	1939-40
Jesse Orosco .....	2000
Charlie O'Rourke .....	1959
Patsy O'Rourke .....	1908
Tim O'Rourke .....	1894
Ernie Orsatti .....	1927-35
William Ortega .....	2001
Donovan Osborne .....	1992-93, .....95-99
Champ Osteen .....	1908-09
Claude Osteen .....	1974
Adam Ottavino .....	2010
Jim Otten .....	1980-81
Joe Otten .....	1895
Mickey Owen .....	1937-40
Rick Ownbey .....	1984, 86
Marcell Ozuna .....	2018-19

### P

Gene Packard .....	1917-18
Dick Padden .....	1901
Don Padgett .....	1937-41
Matt Pagnozzi .....	2009-10
Tom Pagnozzi .....	1987-98
Phil Paine .....	1958
Lance Painter .....	1997-99, 2003
Vicente Palacios .....	1994-95
Orlando Palmeiro .....	2003
Lowell Palmer .....	1972

Al Papai .....	1948, 50
Stan Papi .....	1974
Erik Pappas .....	1993-94
Craig Paquette .....	1999-2001
Freddy Parent .....	1899
Kelly Paris .....	1982
Mike Parisi .....	2008
Harry Parker .....	1970-71, 75
Roy Parker .....	1919
Roy Parmelee .....	1936
Jeff Parrett .....	1995-96
Tom Parrott .....	1896
Stan Partenheimer .....	1945
Mike Pasquella .....	1919
Corey Patterson .....	2011
Daryl Patterson .....	1971
Harry Patton .....	1910
Gene Paulette .....	1917-19
Gil Paulsen .....	1925
George Paynter .....	1894
George Pearce .....	1917
Josh Pearce .....	2002-04
Frank Pears .....	1893
Alex Pearson .....	1902
Jason Pearson .....	2003
Homer Peel .....	1927, 30
Charlie Peete .....	1956
Heinie Peitz .....	1892-95, 1913
Joe Peitz .....	1894
Brayan Peña .....	2016
Francisco Peña .....	2018
Geronimo Pena .....	1990-95
Orlando Pena .....	1973-74
Tony Pena .....	1987-89
Terry Pendleton .....	1984-90
Brad Penny .....	2010
Ray Pepper .....	1932-33
Johnny Peralta .....	2014-17
Troy Percival .....	2007
Hub Perdue .....	1914-15
Audry Perez .....	2013-14
Chris Perez .....	2008-09
Eduardo Perez .....	1999-2000, .....02-03
Mike Perez .....	1990-1994
Polo Perez .....	2006
Tim Perritt .....	1912-14
Gerald Perry .....	1991-95
Pat Perry .....	1985-87
Bill Pertica .....	1921-23
Steve Peters .....	1987-88
Brock Peterson .....	2013
Mark Petkovsek .....	1995-98
Jeff Pfeffer .....	1921-24
Tommy Pham .....	2014-18
Ed Phelps .....	1909-10
Josh Phelps .....	2008
Ed Phillips .....	1953
Mike Phillips .....	1977-80

Bill Phyle .....	1906
Ron Piche .....	1966
Charlie Pickett .....	1910
A.J. Pierzynski .....	2014
Joel Piñeiro .....	2007-09
George Pinkney .....	1892
Vada Pinson .....	1969
Cotton Phippen .....	1936
Stephen Piscotty .....	2015-17
Phil Plantier .....	1997
Tim Plodinec .....	1972

Tom Poholsky .....	1950-51, .....54-56
Placido Polanco .....	1998-2002
Cliff Polite .....	1998
Howie Pollet .....	1941-43, 46-51
Daniel Ponce de Leon .....	2018-19
Sidney Ponson .....	2006
Bill Popp .....	1902
Colin Porter .....	2004
Darrell Porter .....	1981-85
J W Porter .....	1959
Mike Potter .....	1976-77
Nels Potter .....	1936
Jack Powell .....	1899-1901
Ted Power .....	1989
Joe Presko .....	1951-54
Mike Proly .....	1976
George Puccinelli .....	1930, 32
Albert Pujols .....	2001-11
Bill Pulsipher .....	2005
Nick Punto .....	2011
Bob Purkey .....	1965
Ambrose Puttman .....	1906

### Q

Finners Quinlan .....	1913
Joe Quinn .....	1893-96, 98, 1900
Jamie Quirk .....	1983
Dan Quisenberry .....	1988-89

### R

Roy Radebaugh .....	1911
Dave Rader .....	1977
Scott Radinsky .....	1999-2000
Ken Raffensberger .....	1939
Brady Raggio .....	1997-98
Gary Rajsich .....	1984
John Raleigh .....	1909-10
Milt Ramirez .....	1970-71
Mike Ramsey .....	1978, 80-84
Dick Rand .....	1953, 55
Vic Raschi .....	1954-55
Colby Rasmus .....	2009-11
Eric Rasmussen .....	1975-78, .....82-83
Tommy Raub .....	1906
Rangel Ravelo .....	2019

Floyd Rayford .....	1983
Bugs Raymond .....	1907-08
Britt Reames .....	2000
Art Rebel .....	1945
Phil Redding .....	1912-13
Milt Reed .....	1911
Ron Reed .....	1975
Bill Reeder .....	1949
Jimmy Reese .....	1932
Tom Reilly .....	1908-09
Art Reinhart .....	1919, 25-28
Jack Reis .....	1911
Ken Reitz .....	1972-75, 77-80
Edgar Renteria .....	1999-2004
Bob Repass .....	1939
Rip Repulski .....	1953-56
Jerry Reuss .....	1969-71
Al Reyes .....	2004-05
Alex Reyes .....	2016-19
Anthony Reyes .....	2005-07
Dennys Reyes .....	2009-10
Bob Reynolds .....	1971
Ken Reynolds .....	1975
Mark Reynolds .....	2015
Flint Rhem .....	1924-28, 30-32, .....34, 36
Bob Rhoads .....	1903
Arthur Rhodes .....	2011
Charlie Rhodes .....	1906, 08-09
Dennis Ribant .....	1969
Del Rice .....	1945-55, 60
Hal Rice .....	1948-53
Chris Richard .....	2000
Lee Richard .....	1976
Bill Richardson .....	1901
Gordie Richardson .....	1964
Pete Richert .....	1974
Don Richmond .....	1951
Dave Ricketts .....	1963, 65, ..... .....67-69
Dick Ricketts .....	1959
John Ricks .....	1894
Elmer Rieger .....	1910
Joe Riggert .....	1914
Lew Riggs .....	1934
Andy Rincon .....	1980-82
Ricardo Rincon .....	2006
Jimmy Ring .....	1927
Tink Riviere .....	1921
Skipper Roberts .....	1913
Drew Robinson .....	2019
Hank Robinson .....	1914-15
Kerry Robinson .....	2001-2003
Shane Robinson .....	2009, 11-14
Wilbert Robinson .....	1900
Jack Roche .....	1914-15, 17
John Rodriguez .....	2005-06
Jose Rodriguez .....	2000, 02
Nerio Rodriguez .....	2002

## CARDINALS ALL-TIME PLAYER ROSTER (continued)

Rich Rodriguez..... 1994-95	Walter Schmidt.....1925	Dick Sisler ..... 1946-47, 52-53	Tracy Stallard ..... 1965-66
Preacher Roe .....1938	Willard Schmidt ..... 1952-53,	Ted Sizemore..... 1971-75	Virgil Stallcup..... 1952-53
Wally Roettger.... 1927-29, 31	..... 55-57	Bob Skinner..... 1964-66	Pete Standridge ..... 1911
Cookie Rojas.....1970	Red Schoendienst . 1945-56,	Gordon Slade .....1933	Eddie Stanky ..... 1952-53
Stan Rojek.....1951	..... 61-63	Jack Slattery.....1906	Cody Stanley.....2015
Scott Rolen..... 2002-07	Dick Schofield ..... 1953-58,	Enos Slaughter..... 1938-42,	Harry Stanton .....1900
Ray Rolling.....1912	..... 68, 71	..... 46-53	Ray Starr ..... 1932
Johnny Romano.....1967	Ossee Schreckengost...1899	Heathcliff Slocumb ..... 1999-2000	Nick Stavinoha ..... 2008-10
J.C. Romero .....2012	Pop Schriver.....1901	Bill Smith ..... 1958-59	Gene Stechschulte... 2000-02
John Romonosky .....1953	Heinie Schuble .....1927, 36	Bob Smith.....1957	Bill Steele ..... 1910-14
Marc Ronan.....1993	Johnny Schulte.....1927	Bobby Gene Smith.. 1957-59,	Bob Steele.....1916-17
Jorge Rondon.....2014	Barney Schultz... 1955, 63-65	..... 62	Bill Stein ..... 1972-73
Gene Roof..... 1981-83	Buddy Schultz ..... 1977-79	Bryn Smith..... 1990-92	Jake Stenzel..... 1898-99
Jorge Roque..... 1970-72	Joe Schultz..... 1919-24	Bud Smith..... 2001-02	Ray Stephens..... 1990-91
Alberto Rosario ..... 2016-17	Walt Schulz .....1920	Charley Smith.....1966	Bobby Stephenson..... 1955
Mike Rose .....2006	Skip Schumaker ..... 2005-12	Earl Smith..... 1928-30	Garrett Stephenson..... 1999-2000, 02-03
Trevor Rosenthal .... 2012-17	Ferdie Schupp..... 1919-21	Frank Smith.....1955	Stuffy Stewart..... 1916-17
Tyson Ross .....2018	Lou Scoffie.....1936	Fred Smith.....1917	Kelly Stinnett .....2007
Jack Rothrock ..... 1934-35	George Scott.....1920	Germany Smith .....1898	Bob Stinson ..... 1971
Stan Royer ..... 1991-94	Tony Scott..... 1977-81	Hal Smith..... 1956-61	Chuck Stobbs..... 1958
Dave Rucker ..... 1983-84	Xavier Scruggs..... 2014-15	Jack Smith..... 1915-26	Milt Stock..... 1919-23
Ken Rudolph ..... 1975-76	Scott Seabolt.....2005	Jud Smith ..... 1893	Dean Stone ..... 1959
Jack Russell .....1940	Kim Seaman..... 1979-80	Keith Smith..... 1979-80	Tige Stone.....1923
Paul Russell .....1894	Diego Segui..... 1972-73	Lee Smith ..... 1990-93	Alan Storde..... 1909
Brendan Ryan ..... 2007-10	Epp Sell..... 1922-23	Lonnie Smith ..... 1982-85	Todd Stottlemire..... 1996-98
J. Ryan .....1895	Carey Selph .....1929	Ozzie Smith ..... 1982-96	Alynn Stout ..... 1931-33
John Ryan ..... 1901-03	Walter Sessi .....1941, 46	Reggie Smith..... 1974-76	Gabby Street ..... 1931
Mike Ryba ..... 1935-38	Jimmy Sexton.....1983	Tom Smith.....1898	Cub Stricker ..... 1892
Marc Rzepczynski... 2011-13	Mike Shannon ..... 1962-70	Travis Smith .....2002	Joe Stripp ..... 1938
	Spike Shannon..... 1904-06	Wally Smith ..... 1911-12	Johnny Stuart ..... 1922-25
	Wally Shannon..... 1959-60	Willie Smith.....1994	John Stuper..... 1982-84
	Bobby Shantz ..... 1962-64	John Smoltz .....2009	Willie Sudhoff ..... 1897-1901
	Al Shaw ..... 1907-09	Homer Smoot..... 1902-06	Joe Sugden..... 1898
	Don Shaw.....1971-72	Red Smyth ..... 1917-18	Harry Sullivan..... 1909
	Danny Shay ..... 1904-05	Frank Snyder..... 1912-19, 27	Joe Sullivan..... 1896
	Gerry Shea.....1905	Miguel Socolovich ... 2015-17	Suter Sullivan ..... 1898
	Danny Sheaffer ..... 1995-97	Clint Sodowsky.....1999	Kid Summers..... 1893
	Jimmy Sheckard ..... 1913	Ray Soff ..... 1986-87	Tom Sunkel ..... 1937, 39
	Biff Sheehan..... 1895-96	Miguel Socolovich ... 2015-16	Jeff Suppan..... 2004-06, 10
	Ray Shepardson ..... 1924	Eddie Solomon.....1976	Max Surkont..... 1956
	Bill Sherdel ..... 1918-30, 32	Lary Sorensen.....1981	Rick Sutcliffe..... 1994
	Ryan Sherriff ..... 2017-18	Edmundo Sosa ..... 2018-19	Gary Sutherland..... 1978
	Tim Sherrill ..... 1990-91	Elias Sosa ..... 1975	Bruce Sutter ..... 1981-84
	Charlie Shields ..... 1907	Jorge Sosa ..... 2006	Jack Suthoff ..... 1899
	Vince Shields ..... 1924	Allen Sothoron..... 1924-26	Johnny Sutton ..... 1977
	Ralph Shinniers..... 1925	Billy Southworth... 1926-27, 29	Larry Sutton ..... 2000-01
	Bob Shirley.....1981	Chris Speier ..... 1984	Mark Sweeney ..... 1995-97
	Burt Shotton ..... 1919-23	Daryl Spencer ..... 1960-61	Charlie Swindells..... 1904
	Clyde Shoun..... 1938-42	Ed Spiezo ..... 1964-68	Steve Swisher ..... 1978-80
	Chasen Shreve ..... 2018-19	Scott Spiezio ..... 2006-07	Bob Sykes ..... 1979-81
	Frank Shugart ..... 1893-94	Scipio Spinks..... 1972-73	
	Dick Siebert..... 1937-38	Ed Sprague ..... 1973	
	Sonny Siebert..... 1974	Jack Spring ..... 1964	
	Kevin Siegrist ..... 2013-17	Russ Springer .... 2003, 07-08	
	Magneuris Sierra.....2017	Joe Sprinz ..... 1933	
	Curt Simmons ..... 1960-66	Tuck Stainback..... 1938	
	Ted Simmons ..... 1968-80	Gerry Staley ..... 1947-54	
	Jason Simontacchi... 2002-04	Harry Staley ..... 1895	
	Dick Simpson..... 1968		

### S

Chris Sabo .....1995
Ray Sadecki ..... 1960-66, 75
Bob Sadowski .....1960
Fernando Salas..... 2010-13
Mark Salas .....1984
Slim Sallee ..... 1908-16
Ike Samuls .....1895
Eduardo Sanchez .... 2011-12
Orlando Sanchez .... 1981-83
Ray Sanders ..... 1942-45
Reggie Sanders ..... 2004-05
War Sanders ..... 1903-04
Rafael Santana .....1983
Al Santorini..... 1971-73
Bill Sarni ..... 1951-52, 54-56
Luis Satriia ..... 2000-01
Ed Sauer .....1949
Hank Sauer .....1956
Ted Savage..... 1965-67
Carl Sawatski ..... 1960-63
Steve Scarsone.....1997
Jimmie Schaffer ..... 1961-62
Bobby Schang.....1927
Bob Scheffing.....1951
Carl Scheib.....1954
Richie Scheinblum ..... 1974
Bill Schindler.....1920
Freddy Schmidt... 1944, 46-47

### T

Jeff Tabaka .....2001
So Taguchi ..... 2002-07
Brian Tallet .....2011
John Tamargo..... 1976-78
Travis Tartamella .....2015
Lee Tate ..... 1958-59



## CARDINALS ALL-TIME PLAYER ROSTER (continued)

Fernando Tatis..... 1998-2000  
Don Taussig.....1961  
Julian Tavarez..... 2004-05  
Oscar Taveras.....2014  
Carl Taylor.....1970  
Chuck Taylor..... 1969-71  
Ed Taylor.....1903  
Jack Taylor.....1898  
Jack Taylor..... 1904-06  
Joe Taylor.....1958  
Ron Taylor..... 1963-65  
Bud Teachout.....1932  
Patsy Tebeau..... 1899-1900  
Ruben Tejada.....2016  
Garry Templeton..... 1976-81  
Gene Tenace..... 1981-82  
Greg Terlecky.....1975  
Scott Terry..... 1987-91  
Dick Terwilliger.....1932  
Bob Tewksbury .... 1989-1994  
Moe Thacker.....1963  
Ryan Theriot.....2011  
Tommy Thevenow .. 1924-28  
Jake Thielman..... 1905-06  
Lane Thomas.....2019  
Roy Thomas..... 1978-80  
Tom Thomas..... 1899-1900  
Brad Thompson ..... 2005-09  
Gus Thompson .....1906  
Mark Thompson... 1999-2000  
Mike Thompson ..... 1973-74  
Milt Thompson..... 1989-92  
John Thornton .....1892  
Joe Thurston.....2009  
Bobby Tiefenauer.....1952,  
.....55, 61  
Mike Timlin..... 2000-02  
Bud Tinning.....1935  
Jess Todd.....2009  
Bobby Tolan..... 1965-68  
Brett Tomko.....2003  
Fred Toney.....1923  
Specs Torporcer..... 1921-28  
Joe Torre..... 1969-74  
Mike Torrez..... 1967-71  
Paul Toth.....1962  
Harry Trekill.....1913  
Coaker Triplett..... 1941-43  
Bill Trotter.....1944  
Tommy Tucker.....1898  
John Tudor..... 1985-88, 90  
Oscar Tuero..... 1918-20  
Sam Tuivailala..... 2014-18  
Lee Tunnell.....1987  
Tuck Turner..... 1896-98  
Old Hoss Twineham.. 1893-94  
Mike Tyson..... 1972-79

### U

Bob Uecker..... 1964-65  
Tom Underwood.....1977  
Jack Urban.....1959  
Tom Urbani..... 1993-96  
John Urrea..... 1977-80  
Lou Ury.....1903

### V

Raul Valdes.....2011  
Benny Valenzuela.....1958  
Fernando Valenzuela.....1997  
Breyvic Valera.....2017  
Dazzy Vance..... 1933-34  
Bill Van Dyke.....1892  
John Vann.....1913  
Jay Van Noy.....1951  
Andy Van Slyke..... 1983-86  
Emil Verban..... 1944-46  
Dave Veres..... 2000-02  
Johnny Vergez.....1936  
Ernie Vick..... 1922, 24-26  
Carlos Villanueva.....2015  
Hector Villanueva.....1993  
Ron Villone.....2008  
Fernando Viña..... 2000-03  
Bob Vines.....1924  
Bill Virdon..... 1955-56  
Jose Vizcaino.....2006  
Luke Voit..... 2017-18  
Dave Von Ohlen..... 1983-84  
Bill Voss.....1972  
Pete Vuckovich..... 1978-80

### W

Michael Wacha..... 2013-19  
Ben Wade.....1954  
Leon Wagner.....1960  
David Wainhouse.....2000  
Adam Wainwright..... 2005-19  
Jordan Walden.....2015  
Bill Walker..... 1933-36  
Duane Walker.....1988  
Harry Walker..... 1940-43,  
.....46-47, 50-51, 55  
Joe Walker.....1923  
Larry Walker..... 2004-05  
Roy Walker..... 1921-22  
Tom Walker.....1976  
Bobby Wallace..... 1899-1901  
.....1917-18  
Mike Wallace..... 1975-76  
Elliott Waller.....1980  
Denny Walling..... 1988-90  
P.J. Walters..... 2009-11  
Dick Ward.....1935  
Cy Warmoth.....1916  
Lon Warneke..... 1937-42  
John Warner.....1905

Bill Warwick..... 1925-26  
Carl Warwick. 1961-62, 64-65  
Ray Washburn..... 1961-69  
Gary Waslewski.....1969  
Steve Waterbury.....1976  
George Watkins..... 1930-33  
Allen Weaver..... 1933-95  
Milt Watson..... 1916-17  
Art Weaver..... 1902-03  
Jeff Weaver.....2006  
Luke Weaver..... 2016-18  
Skeeter Webb.....1932  
Tyler Webb..... 2018-19  
Herm Wehmeier..... 1956-58  
Bob Weiland..... 1937-40  
Todd Wellemeier..... 2007-09  
Kip Wells.....2007  
Perry Werden..... 1892-93  
Bill Werle.....1952  
Jake Westbrook..... 2010-13  
Wally Westlake..... 1951-52  
Gus Weyhing.....1900  
Dick Wheeler.....1918  
Jim Whelan.....1913  
Pete Whisenant.....1955  
Lew Whistler.....1893  
Ade White.....1937  
Bill White..... 1959-65, 69  
Ernie White..... 1940-43  
Gabe White.....2005  
Hal White..... 1953-54  
Jerry White.....1986  
Rick White.....2002  
Burgess Whitehead . 1933-35  
Mark Whiten..... 1993-1994  
Fred Whitfield.....1962  
Possum Whitted..... 1912-14  
Bob Wicker.....1901-03  
Floyd Wicker.....1968  
Chris Widger.....2003  
Matt Wieters.....2019  
Ty Wigginton.....2013  
Bill Wight.....1958  
Fred Wigington.....1923  
Del Wilber..... 1946-49  
Hoyt Wilhelm.....1957  
Denney Willie..... 1911-12  
Rick Wilkins.....2000  
Ted Wilks..... 1944-51  
Jerome Williams.....2016  
Jim Williams..... 1966-67  
Otto Williams..... 1902-03  
Stan Williams.....1971  
Steamboat Williams . 1914, 16  
Woody Williams..... 2001-04  
Howie Williamson.....1928  
Joe Willis..... 1911-13  
Ron Willis..... 1966-69  
Vic Willis.....1910

Charlie Wilson.... 1932-33, 35  
Craig Wilson..... 1989-92  
Jimmie Wilson..... 1928-33  
Owen Wilson..... 1914-16  
Preston Wilson..... 2006-07  
Zeke Wilson.....1899  
Jim Winford..... 1932, 34-37  
Ivy Wingo..... 1911-14  
Randy Winn.....2010  
Tom Winsett.....1935  
Patrick Wisdom.....2018  
Rick Wise..... 1972-73  
Corky Withrow.....1963  
Bobby Witt.....1998  
Chicken Wolf.....1892  
Harry Wolter.....1907  
Tony Womack.....2004  
Kolten Wong..... 2013-19  
John Wood.....1896  
Gene Woodburn..... 1911-12  
Hal Woodeshick..... 1965-67  
Tracy Woodson..... 1992-93  
Frank Woodward.....1919  
Floyd Wooldridge.....1955  
Mark Worrell.....2008  
Todd Worrell..... 1985-89, 92  
Red Worthington.....1934  
Jamey Wright.....2002  
Mel Wright..... 1954-55

### Y

Esteban Yan.....2003  
Stan Yerkes..... 1901-03  
Ray Yochim..... 1948-49  
Babe Young.....1948  
Bobby Young.....1948  
Cy Young..... 1899-1900  
Dmitri Young..... 1996-97  
Gerald Young.....1994  
Joe B. Young.....1892  
Pep Young.....1941, 45  
Joel Youngblood.....1977  
Eddie Yuhas..... 1952-53  
Sal Yvars..... 1953-54

### Z

Chris Zachary.....1971  
Elmer Zacher.....1910  
George Zackert..... 1911-12  
Dave Zearfoss..... 1904-05  
Todd Zeile..... 1989-95  
Bart Zeller.....1970  
Eddie Zimmerman.....1906  
Ed Zmich..... 1910-11



## CARDENALES ALL-TIME LATIN PLAYER ROSTER

### Colombia

Edgar Rentería..... 1999-2004

### Cuba

René Arocha ..... 1993-95  
Randy Arozarena ..... 2019  
Ed Bauta..... 1960-63  
Ozzie Canseco..... 1992-93  
José Cardenal ..... 1970-1971  
Mike Cuellar ..... 1964  
Aledmys Díaz ..... 2016-17  
Tony Fossas..... 1995-97  
Adolis García..... 2018  
Mike Gonzalez ..... 1915-18  
Eli Marrero..... 1997-03  
Marty Martínez ..... 1972  
Minnie Miñoso ..... 1962  
Bill Ortega..... 2001  
Brayan Peña ..... 2016  
Rangel Ravelo..... 2019  
Cookie Rojas..... 1970  
Diego Seguí ..... 1972-73  
Oscar Turo ..... 1918-20  
Raúl Valdés..... 2011

### Dominican Republic

Gibson Alba..... 1988  
Sandy Alcántara..... 2017  
Matty Alou ..... 1971-73  
Joaquin Andujar ..... 1981-85  
Manny Aybar ..... 1997-99  
José Bautista..... 1997  
Miguel Batista..... 2011  
Pedro Borbon ..... 1980  
Pedro Borbón Jr. .... 2003  
Génesis Cabrera ..... 2019  
Ramón Caraballo ..... 1995  
Maikel Cleto ..... 2011-13  
Alberto Castillo ..... 1999  
Cesar Cedeño ..... 1985  
Wilson Delgado ..... 2002-03  
Octavio Dotel..... 2011  
Juan Encarnación .... 2006-07  
Pedro Feliz..... 2010

Junior Fernandez ..... 2019  
Rafael Furcal ..... 2011-12  
Mario Guerrero ..... 1975  
Pedro Guerrero ..... 1988-92  
Santiago Guzmán .... 1969-72  
Julián Javier ..... 1960-71  
José Jiménez ..... 1998-99  
Kelvin Jiménez ..... 2007-08  
Félix José ..... 1990-92  
Julio Lugo ..... 2009  
Manuel Lee ..... 1995  
Héctor Luna..... 2004-05  
Victor Martí..... 2012-2013  
Carlos Martínez.... 2013-2019  
Ted Martínez..... 1975  
Adalberto Mejía ..... 2019  
Miguel Mejía ..... 1996  
Roberto Mejía..... 1997  
Sam Mejias ..... 1976  
Silvio Martínez..... 1978-81  
Yairo Muñoz ..... 2018-19  
Juan Nicasio..... 2017  
Abraham Núñez..... 2005  
José Oliva..... 1995  
Diomedes Olivo..... 1963  
Marcell Ozuna ..... 2018-19  
Gerónimo Peña ..... 1990-95  
Francisco Peña ..... 2018  
Tony Peña..... 1987-89  
Timo Pérez..... 2006  
Plácido Polanco .. 1998-2001  
Albert Pujols ..... 2001-11  
Audry Pérez ..... 2013-14  
Jhonny Peralta ..... 2014-17  
Alberto Reyes..... 2004-05  
Nerio Rodríguez ..... 2002  
Alberto Rosario .... 2016-2017  
Rafael Santana ..... 1983  
Luis Saturria ..... 2000-01  
Magneuris Sierra..... 2017  
Elias Sosa ..... 1975  
Jorge Sosa ..... 2006  
Fernando Tatís..... 1998-2000  
Julián Tavárez..... 2004-05

Óscar Taveras..... 2014  
José Uribe ..... 1984  
Carlos Villanueva ..... 2015  
José Vizcaino..... 2006  
Esteban Yan..... 2003

### Mexico

Juan Acevedo ..... 1998-99  
Ruben Amaro ..... 1958  
Rigo Beltrán ..... 1997  
Giovanny Gallegos... 2018-19  
Jaime García ..... 2008-16  
Aurelio Lopez ..... 1978  
Memo Luna ..... 1954  
Vicente Palacios..... 1994-95  
Dennys Reyes..... 2009-10  
Ricardon Rincón ..... 2006  
Fernando Salas ..... 2010-13  
Benny Valenzuela ..... 1958  
Fernando Valenzuela..... 1997

### Nicaragua

David Green ..... 1981-84

### Panama

Einar Díaz..... 2005  
Tom Hughes..... 1959  
Edmundo Sosa ..... 2018-19  
Rubén Tejada..... 2016

### Puerto Rico

Juan Agosto ..... 1991  
Luis Alicea ..... 1988, 92-94  
Luis Alvarado ..... 1974  
Luis Arroyo ..... 1955  
Benny Ayala ..... 1977  
Carlos Beltrán ..... 2012-13  
Kiko Calero ..... 2003-04  
Orlando Cepeda..... 1966-68  
Héctor Cruz ..... 1973-77  
Iván Cruz ..... 2002  
José Cruz ..... 1970-74  
Tommy Cruz..... 1973  
Iván de Jesus ..... 1985

Luis DeLeón ..... 1981  
Julio González..... 1981-82  
Julio Gotay ..... 1960-62  
Sixto Lezcano..... 1981  
Felipe López..... 2008  
Luis Melendez ..... 1970-76  
Yadier Molina ..... 2004-19  
Jerry Morales ..... 1978  
Ed Olivares..... 1960-61  
Omar Olivares ..... 1990-94  
José Oquendo ..... 1986-95  
Orlando Peña ..... 1973  
Mike Pérez ..... 1990-94  
Joel Piñeiro..... 2007-09  
Milt Ramírez ..... 1970-71  
Jorge Roque..... 1970-72  
José Rodríguez ..... 2000-02  
J.C. Romero ..... 2012  
Orlando Sanchez ..... 1981-83  
Hector Villanueva ..... 1993

### Spain

Al Cabrera ..... 1913

### Venezuela

Miguel Cairo ..... 2001-03, 07  
Roger Cedeño..... 2004-05  
Victor Davaillo ..... 1969-70  
Andrés Galarraga..... 1992  
Carlos Hernández ..... 2000  
Cesar Izturis ..... 2008  
Fred Manrique..... 1986  
José Martínez..... 2016-19  
Edward Mujica..... 2012-13  
Luis Ordaz ..... 1997-99  
Jorge Rondón..... 2014  
Eduardo Sánchez .... 2011-12  
Miguel Socolovich .... 2015-17  
Breyvic Valera ..... 2017

# THE OFFICIAL APP OF BUSCH STADIUM



- Check-in offers, rewards, and personalized history for ballparks visited.
- Team schedule, directions and parking information, stadium features and more.
- Interactive concourse maps and directory, including food and drinks menus.



# Ballpark™





PAUL GOLDSCHMIDT

# GENERAL REFERENCE





## ST. LOUIS CARDINALS COMMUNICATIONS STAFF

Office: (314) 345-9600 Fax: (314) 345-9530

[cardinals.com/communications](http://cardinals.com/communications)



**BRIAN BARTOW**  
DIRECTOR,  
COMMUNICATIONS



**JILL FALK**  
DIRECTOR, MULTIMEDIA  
COMMUNICATIONS



**TAKA YANAGIMOTO**  
MANAGER, PHOTOGRAPHY



**CAROL LUEKE**  
ADMINISTRATIVE  
ASSISTANT



**MICHAEL WHITTY**  
MANAGER,  
BASEBALL COMMUNICATIONS



**CHRIS TUNNO**  
ADMINISTRATOR, BASEBALL  
INFO & MEDIA SERVICES



**ANTONIO MUJICA**  
INTERNATIONAL COMMUNICATIONS  
SPECIALIST & SPANISH INTERPRETER



**YONSEI CRAIG CHOI**  
KOREAN INTERPRETER



**MARYBETH JOHNSON**  
MULTIMEDIA COMMUNICATIONS  
STRATEGIST



**CARSON SHIPLEY**  
MULTIMEDIA COMMUNICATIONS  
STRATEGIST



**NORA FARRELL**  
SOCIAL MEDIA  
STRATEGIST



**BRETT MCMILLAN**  
SUPERVISOR, MULTIMEDIA  
VIDEO COMMUNICATIONS



**PJ LEE**  
MULTIMEDIA VIDEO  
EDITING SPECIALIST



**EMILY STEPHENS**  
MULTIMEDIA VIDEO  
COMMUNICATIONS SPECIALIST

Cardinals Insider is a Mid-America Emmy-nominated weekly news magazine television show hosted by Hall of Famer Ozzie Smith. It provides fans with behind-the-scenes, insider access to the Cardinals from team journalists. Cardinals Insider gives fans an all-access pass to everything Cardinals baseball featuring exclusive interviews, news updates, profiles, and more.

**Cardinals**  
**INSIDER**

For more information and an updated programming schedule for Cardinals Insider, head to [cardinals.com/insider](http://cardinals.com/insider).

#### WHERE TO WATCH

KSDK • St. Louis, MO  
 KLRT • Little Rock, AR  
 KYTV • Springfield, MO  
 KGCW • Rock Island, IL  
 KYOU • Kirksville, MO  
 KFTA • Ft. Smith, AR  
 KQFX • Columbia, MO  
 WTVW • Evansville, IN  
 WCIX • Champaign, IL  
 KGCW • Quad Cities, IA/IL  
 KTHV • Little Rock, AR  
 KAIT • Jonesboro, AR  
 KSNF • Joplin, MO  
 KCRG • Cedar Rapids, IA  
 KFVS • Cape Girardeau, MO  
 WJKT • Jackson, TN  
 WAWV • Terre Haute, IN  
 WYZZ • Bloomington, IL  
 WGEM • Quincy, IL  
 FOX Sports Midwest  
 in the Cardinals Home  
 Television Territory

[cardinals.com/insider](http://cardinals.com/insider)





The St. Louis Broeg/Hummel pressbox is named after Hall of Fame St. Louis Post-Dispatch writers, the late Bob Broeg (left) and Rick Hummel (right), who is in his 48th year writing for the St. Louis Post-Dispatch.

## MEDIA GUIDELINES

### MEDIA WEBSITE

Cardinals gamenotes, press releases and other information can be found at [CardinalsPressbox.com](http://CardinalsPressbox.com).

Videos and information can also be accessed at the team's FTP site: <ftp://stanmusial.cardsnet.net>

Contact a member of the Cardinals communications staff for login and password information.

**CREDENTIALS:** Credentials will be issued to legitimate news-gathering agencies only and must be worn in a visible manner at all times. All requests for credentials should be made online at <https://credentials.mlb.com>. Requests should be made at least two working days prior to the game. Credentials are issued to working members of the press; no spouses, guests or children of press members will be issued passes, and credentials are not transferable. Credentialed media are prohibited from requesting autographs. Any violations could result in immediate revocation of the credential. All game credentials will be available four hours prior to the start of the game at the media window, 424 South 7th St., located at the southwest corner of the stadium, near Gate 2. Photo identification is required. The press entrance is to the right of the media window.

**ADMISSION:** All media should enter the stadium through the press entrance at the southwest corner of the stadium, Media / VIP Entrance. The stadium will be open to media four hours before game time. If an earlier entrance to the ballpark is necessary, please contact a member of the communications staff.

**PRESS BOX:** The broadcast level of the pressbox is located on Level 3 (Loge Concourse) and the upper pressbox is located on Level 4 (Terrace Concourse) of the stadium. The media elevator is located in the lobby of the media entrance and is designated for employees and press only. Media should take the elevator to either the third level (broadcast) or fourth level (writers/radio) to reach the pressboxes. The press box is for working members of the media only and is a non-smoking area.

**MEDIA DINING:** The media dining facility is on the main service level of the stadium. It is open for meal service one-and one half hours prior to game time to accredited members of the media. The room is open for approximately one hour after the game begins. The dining facility is located down the hallway off the media entrance lobby, on your left at the end of the hall. A media meal is \$10.

**CLUBHOUSES:** Both the Cardinals and visitors clubhouses are located on the lower level of the stadium. The Cardinals clubhouse is on the first-base side while the visitors area can be found on the third-base side of the stadium. All working media with clubhouse credentials have access to the clubhouses 3-1/2 hours prior to game time until the beginning of batting practice. After the game, media who were issued clubhouse credentials will be admitted no longer than 10 minutes following the game's conclusion.

**FIELD:** No person is allowed on the field unless that individual has credentials expressly for field privileges. All non-uniformed personnel must leave the field 30 minutes prior to first pitch.

**PRESS NOTES:** Game notes and statistics are available in the press box approximately two hours prior to game time and on [www.CardinalsPressbox.com](http://www.CardinalsPressbox.com). Play-by-play sheets and box scores will be available after each game.

**MEDIA GUIDES:** Media guides are available by request in the press box from club communications representatives. Digital versions of most Major League Baseball media guides can be viewed and are available for download at [www.mlbpressbox.com](http://www.mlbpressbox.com).

**CARDINALSPRESSBOX.COM:** Gamenotes, team headshots, logos, press releases and MLB information can be found at this site. Accredited media agencies can sign up for an account to have access at all times to regular season and postseason data. Users must register for an MLB.com account to apply for access.



## LOS CARDENALES SPANISH MEDIA GUIDELINES

**CREDENCIALES:** Credenciales se otorgarán únicamente a agencias noticiosas legítimas y deberán ser exhibidas de manera visible a toda hora. Todo tipo de petición de credenciales se tendrá que hacer online en [credentials.mlb.com](http://credentials.mlb.com). Toda petición se deberá hacer por lo menos dos días laborales antes del juego. Las credenciales se otorgarán únicamente a los miembros de la prensa. Los esposos y esposas, los invitados o hijos de los miembros de la prensa no podrán tener pases y las credenciales no serán transferibles. Se le prohíbe a todo personal con credenciales solicitar autógrafos. Cualquier violación de las reglas podría resultar en una revocación inmediata de la credencial. Todas las credenciales para el juego estarán disponibles 4 horas antes del comienzo del juego en la ventanilla de los medios de comunicación en 424 South 7th St. localizada en la esquina suroeste del estadio cerca de la puerta 2. Una identificación con foto será requerida. La entrada de la prensa está a la derecha de la ventanilla de prensa.

**ADMISION:** Todos los miembros de la prensa deben ingresar al estadio por la entrada de prensa en la esquina suroeste del estadio, "Media/VIP Entrance." El estadio estará abierto a los medios 4 horas antes del juego. Si es necesaria una entrada más temprano al estadio, favor de contactar a un miembro del personal de comunicación.

**PALCO DE PRENSA:** Las transmisiones se hacen en el tercer nivel del palco de prensa (Loge Concourse) y la parte superior del palco de prensa está en el cuarto nivel (Terrace Concourse) del estadio. El elevador de los medios está localizado en el lobby de la entrada de los medios y esta designado únicamente para empleados y prensa.

**MEDIA DINING:** El salón comedor de la prensa está en el piso principal de servicio del estadio. Esta abierto una hora y media antes del juego para miembros acreditados de la prensa. El salón se encuentra abierto aproximadamente una hora después del comienzo del juego. El salón comedor está localizado al final del pasillo a mano izquierda, después del lobby de la entrada de los medios. El costo de la comida es \$10.

**CLUBHOUSES:** El clubhouse de los Cardenales y de los visitantes están localizados en el nivel bajo del estadio. El clubhouse de los Cardenales está del lado de la primera base mientras que el de los visitantes se encuentra en el lado de la tercera base del estadio. Todos los miembros de la prensa con credenciales tienen acceso al clubhouse 3 horas y media antes del juego, hasta el comienzo de la práctica de bateo. Después del juego, a los integrantes de los medios que tienen credenciales con acceso al clubhouse, se les permitirá acceso durante no más de 10 minutos después de la conclusión del juego.

**TERRENO:** A ninguna persona se le permitirá paso al terreno, a menos que ese individuo tenga credenciales especiales para privilegios dentro del terreno. Todo personal sin uniforme deberá abandonar el terreno 30 minutos antes del primer lanzamiento.

**NOTAS PARA LA PRENSA (Press notes):** Las notas del juego y las estadísticas están disponibles en el palco de prensa aproximadamente dos horas antes del juego y en [www.mlbpressbox.com](http://www.mlbpressbox.com). Las estadísticas y los resultados jugada por jugada, estarán disponibles después de cada juego.

**GUIA DE MEDIOS:** La guía de medios está disponible para los que la pidan en el palco de prensa de parte de los representantes de comunicación. La guía también se podrá acceder y ver en [mlbpressbox.com](http://mlbpressbox.com). Una versión digital de la guía también está disponible para descargar.

**MLBPRESSBOX.COM:** Las notas de los juegos, fotos del equipo, logos, comunicados de prensa e información de MLB se pueden encontrar en este sitio de la web. Los medios acreditados pueden crear una cuenta para acceder a esta información a toda hora durante la temporada regular y la postemporada.



## CARDINALS BROADCASTING • RADIO

KMOX Radio begins their 63rd year overall and 10th consecutive as the Voice of the Cardinals. The station's 50,000-watt signal at night can reach more than 40 states and parts of Canada. The station carried Cardinals games for 52 years through 2005 and returned as the team's flagship station in 2011.

The club boasts a radio network of 145 stations covering 8 states (Arkansas, Illinois, Indiana, Iowa, Kentucky, Missouri, Oklahoma, and Tennessee). KMOX will broadcast all 162 of the 2020 games and 15 of the team's spring training games and 12 additional streamed only games. Mike Shannon and partner John Rooney will continue to provide play-by-play commentary for home games. Rooney and partner Ricky Horton will broadcast on the road.



### MIKE SHANNON

Mike Shannon will be broadcasting his 49th season on the Cardinals radio network. Throughout his years as a broadcaster for the Cardinals, Shannon has also made appearances for the Cardinals television broadcasts, including as a pre-game analyst for FOX Midwest. He also has worked with NBC's Baseball Game of the Week and called Cardinals football games on radio.

A St. Louis native, Shannon broke into the big leagues with the Cardinals in 1962 and became the regular right fielder during the 1964 World Championship season. During the 1964 Series opener vs. New York, he hit a game-tying, two-run homer as St. Louis went on to defeat the Yankees in seven games. In 1967 Shannon was moved to third base to make room for newly acquired right fielder Roger Maris, as the Cardinals went on to win two straight National League pennants in 1967 and '68 as well as the 1967 World Series.

Mike's career was cut short by a kidney disease in 1970. He joined the Cardinals front office in 1971 as assistant director of promotions and sales and entered the broadcast booth in 1972, where he has remained. His many years with the organization give Shannon a unique insight in his commentary. He was honored at the end of the 2007 season for his 50 years of service with the club.

Shannon has received numerous awards and honors throughout his career. A gifted athlete, he was a High School All-American football player, and in 1957 was named the Missouri prep Player of the Year in both basketball and football - the only player ever to receive both in the same year. He was named St. Louis Ambassador's 1993 Sportsman of the Year, received the 1985 Emmy Award for Sports Broadcasting, St. Louis chapter, and received the Sportscaster of the Year award for the state of Missouri from the National Sportscasters and Sportswriters Association (NSSA) in 2002, 2003 and 2014. In 1999, Shannon was inducted into the Missouri Sports Hall of Fame in recognition of his on air career and as a player on the field, and in May 2013 the Missouri Sports Hall of Fame named Mike a Missouri Sports Legend, the 26th such honor given. In 2009, he was selected to be a member of the Academy of Missouri Squires and was honored as St. Louis Press Club Media Person of the Year in 2010. He was inducted into the Cardinals Hall of Fame in 2014.



### JOHN ROONEY

John Rooney is in his 15th season of broadcasting Cardinals games. A Richmond, Mo. native, Rooney came to St. Louis from the Chicago White Sox where he spent 18 years (1988-2005) - one in TV followed by 17 seasons in the radio booth. The Cardinals World Championship crown in 2006 gave John the privilege of working with the World Champion team in back-to-back seasons, following the White Sox win in 2005.

Rooney, 65, called his first major league game in 1983 with Shannon and Hall of Fame Broadcaster Jack Buck during a three-game series between the Cardinals and host Cincinnati Reds. He began his baseball broadcasting career at the class AAA level, spending the 1981-82 seasons with the Oklahoma City 89ers and the 1983-84 campaigns with the Louisville Redbirds.

John juggled two stints in the 1980's as a sports reporter for KMOX around his baseball broadcasting and serving as the voice of Missouri Tigers football and basketball on radio and TV for 20 seasons. Rooney's National Assignments over the years include the MLB Division Series, League Championship Series and World Series, Saturday Afternoon and Sunday Night Baseball for CBS Radio, the FOX TV Saturday Baseball Game Of The Week and ESPN Radio Saturday and Sunday night baseball assignments. Rooney has worked 20 MLB All Star Games on National Radio, called NFL games on CBS and Sports USA Radio and has broadcast 19 NCAA Tournaments on the National Radio Network, including 10 National Championship Games.

Over the years Rooney has been an announcer on various college basketball telecasts including the Big Ten, Conference USA, Big East and has been the Voice of the Missouri Valley Conference telecasts for the past five seasons. He has broadcast College Football Bowl Games including the Cotton, Orange, Fiesta, Sun, Independence and Capital One Bowls.

Rooney was inducted into the Missouri Sports Hall of Fame in February 2004 and recipient of the 2018 Tom Hammond National Sports Media Award presented by the Kentucky Bluegrass Sports Commission. He and his wife, Susan, have two daughters: Colleen and Rachel.

## CARDINALS BROADCASTING • RADIO



### MIKE CLAIBORNE

Mike Claiborne will be covering his 37th year of St. Louis sports in 2020. He began his time at KMOX in February of 1981 co-hosting "Sports Open Line." His various duties in St. Louis have consisted of being a color analyst, providing play-by-play, a studio analyst and sideline reporter for St. Louis University Basketball, UM St. Louis Basketball, St. Louis Blues Hockey, St. Louis Rams, Fox Sports Midwest and the St. Louis Cardinals.

This is Mike's 13th year as a part of the radio Cardinals Broadcast team with Mike Shannon, John Rooney, and Ricky Horton. Their work together includes the pregame show, play-by-play and Player of the Game.

Mike currently lives in St. Louis and is the father of two daughters, Taylor and Alyx.



### JIM JACKSON

Jim Jackson, the man who "turns the knobs and pulls the levers" for Cardinals radio, has served as the chief engineer and production coordinator for Cardinals radio since 1998 and has been part of three World Series (2006, 2011 & 2013) with the Cardinals radio broadcast team.

Jackson, a St. Louis native has served in his same capacity for the St. Louis Blues, St. Louis University Billikens and the St. Louis Rams and he has also worked for the Anheuser-Busch Bud Sports Productions group. In addition to working with current announcers Mike Shannon, John Rooney, Ricky Horton and Mike Claiborne, Jackson has worked alongside Hall of Fame announcer Jack Buck, Joe Buck, Joel Meyers and Wayne Hagin.

Jackson, who has five grown children and eight grandchildren, lives in St. Louis with his wife, Fran.

The Cardinals continue their partnership in 2020 with WIJR AM 880 La Tremenda to carry Cardinals Radio Spanish broadcasts. Polo Ascencio and Bengie Molina for the first time will provide play-by-play commentary for 79 home games this season.



### POLO ASCENCIO

Polo Ascencio enters his 5th season as a Cardinals Spanish broadcaster. On September 29, 2016, he became the first Spanish play-by-play broadcaster in Cardinals history in a game that ended in dramatic fashion with a Yadier Molina walk-off single over the Cincinnati Reds.

Polo's career began in 2004 in radio and later on TV as a sports anchor for Univision. In 2006, he was a writer for the Los Angeles Dodgers Spanish website. Ascencio was a producer/reporter for the Los Angeles Dodgers and Time Warner Cable (2008-14), where he created and hosted of "Cubriendo Las Bases." In the winter of 2014, Ascencio was appointed play-by-play announcer for Aguilas de Mexicali in the Mexican Baseball Winter League.

The 2015-16 seasons were spent inside the radio booth with the Dodgers as a producer and statistician for both Spanish and English radio alongside MLB Hall of Fame members Vin Scully and Jaime Jarrin, doubling as a fill in for post-game shows. In 2017, Polo became the first announcer for Ke Buena Radio and the Saint Louis FC soccer organization of the United Soccer League.

In his career of over a decade now, Ascencio has covered all editions of the World Baseball Classic, NCAA football, BCS games, Copa America Centenario de Futbol, Liga MX soccer games, Major League Soccer, International soccer challenge matches and world championship boxing.

Born in Tijuana, Mexico, Polo resides in Santa Barbara, California with his wife Maribel and their children, Bianca and Jacob.



### BENGIE MOLINA

Molina begins his 5th season with the Cardinals serving as Color Analyst for the Cardinals Radio Spanish Broadcasts. Molina was the Assistant Hitting Coach for the Cardinals in the 2013 season and the First Base/Catching Coach for the 2014 Texas Rangers.

Molina concluded a 13-season Major League career in the 2010 World Series. He posted a .274 career batting average with 144 HRs and 711 RBI. Molina spent most of his career with the Anaheim Angels, after signing in 1993 as a non-drafted free-agent. He made his Major League debut in 1998 with Anaheim and in his two best seasons for the Angels, 2000 and 2003, he had almost identical numbers: hitting .281, 14 home runs and 71 RBI. He signed as a free agent with Toronto in 2006, hitting 19 home runs and batting .284. He signed with the San Francisco Giants in 2007 and again hit 19 home runs with 81 RBI and then in 2009 he smacked a career-high 20 home runs with 80 RBI. He had a career-high 95 RBI with 16 HR in 2008.

Molina won a World Championship with the Anaheim Angels in 2002, playing in all seven World Series games while hitting .286. He also had the unique experience in 2010 of beginning the season with San Francisco before a mid-season trade to Texas, the two eventual World Series teams. Molina was a Gold Glove recipient in both 2002 and 2003. Molina is the older brother of Cardinals catcher Yadier Molina and two-time World Champion 15-year MLB catcher Jose Molina. The trio's father, Benjamin, Sr., was inducted into Puerto Rico's Amateur Baseball Hall of Fame as a second baseman on October 27, 2002, the same day as Game 7 of the 2002 World Series in which Bengie started.

Molina, a Dorado and Vega Alta, Puerto Rico native, currently resides in Gilbert, AZ with his wife, Jamie, and daughter, Jayda. He also has two older daughters, Kyshly and Kelssy.



### THE VOICES OF THE CARDINALS

The following list of St. Louis Cardinals radio and television announcers includes only those seasons that they served as a primary announcer and does not include seasons in which they may have occasionally substituted.

- Robert "Buddy" Blattner, 1960-61
- Jack Buck, 1954-59, 1961-2001
- Joe Buck, 1991-2007
- Harry Caray, 1945-69
- Bob Carpenter, 1984, 1995-2001, 2004-05
- Thomas Patrick Convey, 1931-33
- Dizzy Dean, 1941-46
- Joe Garagiola, 1955-62
- Rich Gould, 1998-99
- George Grande, 1991-92
- Jerry Gross, 1961-67
- Wayne Hagin, 2003-06
- Milo Hamilton, 1954
- Ricky Horton, 2004-19
- Al Hrabosky, 1985-2018
- Bob Ingham, 1948
- Dan Kelly, 1980-84
- France Laux, 1929-43, 1945
- Gus Mancuso, 1952-53
- Garnett Marks, 1927-28
- Tim McCarver, 2014-19
- Dan McLaughlin, 1999-2019
- Joel Meyers, 2002
- Johnny O'Hara, 1943-46
- Bob Ramsey, 1998-99
- Jay Randolph, 1975-86, 2007-10
- John Rooney, 2006-19
- Red Rush, 1984
- Mike Shannon, 1972-2019
- Ozzie Smith, 1997-99
- Bob Starr, 1972-79
- Gabby Street, 1945-50
- Mike Walden, 1972
- Harry Walker, 1973
- Ken Wilson, 1986-90
- Jim Woods, 1970-71



## CARDINALS BROADCASTING • TELEVISION

FOX Sports Midwest is the television home for Cardinals broadcasts again in 2020, the third year of a new long-term media rights agreement that keeps Cardinals baseball on the regional sports network for years to come. FOX Sports Midwest will televise all regular-season Cardinals games and 15 Cardinals spring training games in 2020.

Play-by-play and color commentary will be provided by Dan McLaughlin, Rick Ankiel, Jim Edmonds, Brad Thompson, Ricky Horton and Tim McCarver, with Al Hrabosky as studio analyst and Jim Hayes, Scott Warmann and Erica Weston as pregame and postgame hosts and in-game reporters.



**MIDWEST**



### DAN McLAUGHLIN

Dan McLaughlin will be entering his 23rd season as the play-by-play voice for Cardinals television broadcasts on FOX Sports Midwest. A St. Louis native, McLaughlin called his first major league game at the age of 23 and his work in 2019 earned him an Emmy Award for outstanding play-by-play. His baseball assignments have included national telecasts of FOX Saturday Baseball. Dan has previously filled in on numerous Cardinals radio broadcasts working alongside Mike Shannon and Hall of Fame announcer Jack Buck, and he continues to produce daily radio and television features on the Cardinals Network and [cardinals.com](http://cardinals.com).

During the baseball off-season, McLaughlin does play-by-play for Saint Louis University and Missouri Valley Conference Basketball. He has also worked play-by-play for "FOX NFL Sunday" as well as calling college football and basketball for ESPN and FOX Sports, and was the studio host of St. Louis Blues hockey on both radio and television.

A 1996 graduate of Lindenwood University where he played baseball, Dan began his professional broadcasting career at KMOX Radio and in 2001, he won the A.I.R. Award as St. Louis' best sportscaster. He is a two-time winner of the Mid-America Emmy Award for play-by-play. McLaughlin, 46, was inducted into the Vianney High School Hall of Fame in 2005, and in 2016 he received the prestigious Burnes/Broeg Award from the Missouri Athletic Club for his contributions to the city of St. Louis through sports.

Away from the booth, he serves on the boards and is active in numerous local charities including "The Dan McLaughlin Golf Tournament" which has raised over \$3 million dollars for children with disabilities. He also formed the "Dan Macnificent Kids" program, which provides tickets, food and items at select Cardinals games to special needs and underprivileged children and their families.

He and his wife, Libby, make their home in St. Louis with their son Luke, daughter Avery, and twins Olivia and Barrett.



### RICK ANKIEL

Rick Ankiel, an accomplished major league pitcher and outfielder, serves as an analyst on Cardinals pregame and postgame shows on FOX Sports Midwest.

Ankiel made his big-league debut with the Cardinals in 1999, at age 20. He started 30 games in 2000, winning 11 games with a 3.50 ERA and 194 strikeouts and finishing second in National League Rookie of the Year voting. He last pitched in the majors in 2004. Ankiel returned in 2007 as an outfielder, hitting 76 home runs over seven seasons with the Cardinals, Royals, Braves, Nationals, Astros and Mets. He became the first player since Babe Ruth to win at least 10 games as a pitcher and hit at least 50 home runs. He retired as a player in 2013.

In 2017, Ankiel published a memoir titled *The Phenomenon: Pressure, The Yips, and the Pitch that Changed My Life*.

Ankiel resides in Jupiter, Fla., with his wife Lory and sons Declan and Ryker.





## JIM EDMONDS

Jim Edmonds will enter his fifth season with the Cardinals television broadcast team serving as game analyst broadcasting select games alongside Dan McLaughlin on FOX Sports Midwest. Edmonds will also return for his eighth season as a studio analyst on the Cardinals Live pre-game and post-game shows.

An eight-time Gold Glove recipient and four-time All-Star, Edmonds was one of the best outfielders to play centerfield for the Cardinals. He was inducted into the Cardinals Hall of Fame in the inaugural year of the Hall opening in 2014. Edmonds played parts of 17 seasons in the Major Leagues with the Angels, Cardinals, Padres, Cubs, Brewers and Reds, and holds a career .284 batting average after playing in over 2,000 games. He ended his career just shy of 500 doubles (437), 400 homers (393) and 1,200 RBI (1,199). The bulk of Edmonds career was spent wearing a Cardinals uniform, as he played for eight seasons with St. Louis (2000-07), hitting .285 with 241 home runs and 713 RBI. He helped lead the team to six playoff appearances, including the 2006 World Series Championship, and in 2000 and 2004 finished in the top five in National League MVP voting.

The left-handed hitting Edmonds was known for his highlight reel catches, perhaps none bigger than his diving catch in Game 7 of the National League Championship Series vs. the Houston Astros at Busch Stadium in 2004. One night after Edmonds forced Game 7 with a 12th-inning, two-run, walk-off homer, he snared a line drive in the left-centerfield gap with a diving catch and his back to the plate.



## RICKY HORTON

Ricky Horton will continue his work as a broadcaster on Cardinals telecasts for a 17th season and will join the radio broadcast team for all road games. He will provide play-by-play and color commentary on FOX Sports Midwest and on KMOX/Cardinals Radio Network. Horton provided color commentary on all KSDK broadcasts during the 2007-10 seasons, as well as working as a baseball play-by-play announcer and analyst, and Cardinals Live pre- and post-game analyst for FOX Sports Midwest. He provided color commentary on KPLR telecasts from 2004-2006. Horton has been a part of the Cardinals Radio broadcast team since 1997.

A former left-handed pitcher for the Cardinals, Ricky spent seven years in the Major Leagues, playing for St. Louis, the Los Angeles Dodgers and the Chicago White Sox. He made his Major League debut with the Cardinals in 1984 and participated in the 1985 and 1987 World Series with the Redbirds and won the Series in 1988 while with the Dodgers. Horton was both a starter and relief pitcher for the club and had one of his best years in 1987 when he went 8-3 in 67 games, pitching 125 innings. In 1991, he spent the season as a pitching coach in the Cleveland Indians minor league system.

After retiring from his Major League playing career, Horton remained in the St. Louis area where he has been active in the Greater St. Louis Area Fellowship of Christian Athletes, serving as the Director of the St. Louis FCA since 1993. Horton has assisted with Baseball Chapel with the Cardinals and he also worked with the St. Louis Rams football team in leading chapel and Bible studies. He received the National Sportsmanship Award in 2008, the Mid American Emmy Award for Sports Broadcasting in 2011 and he was inducted into the Missouri Sports Hall of Fame in 2014.

Horton, 60, and his wife, Ann, reside in St. Louis and have two children, Jen and Drew.



## AL HRABOSKY

Al Hrabosky will be part of the Cardinals television team for the 36th season and 24th season on FOX Sports Midwest. He began working as a commentator on telecasts for the team in 1985.

Hrabosky made a smooth transition from one of St. Louis' best-loved athletes, the "Mad Hungarian" of the Cardinals 1970's bullpen, to the broadcast booth. During a 13-year major league career in which he compiled 97 saves and earned Fireman of the Year honors in 1975, Hrabosky already was preparing himself for broadcasting by working as a sportscaster for a St. Louis TV station.

Hrabosky, 70, was inducted into the Missouri Sports Hall of Fame in February 2003, the Fullerton College Hall of Fame in 2004 and the Savanna High School Hall of Fame in 2011. Away from the booth he is active in many charities, including the St. Louis Zoo, Angel Arms and FOX Sports Midwest's work with The Mission Continues.

He and his wife, June, reside in St. Louis.



### TIM MCCARVER

Tim McCarver will be in his seventh year of broadcasting with FOX Sports Midwest as an analyst on select Cardinals telecasts. McCarver worked 28 consecutive MLB postseasons on network television dating back to 1984, providing analysis for a record 23 World Series and 20 All-Star Games. His work earned him three straight Emmy Awards for "Outstanding Sports Event Analyst" (2000-02) and the National Baseball Hall of Fame and Museum's 2012 Ford C. Frick Award.

McCarver teamed with Joe Buck a record 17 seasons as MLB on FOX's lead national baseball broadcast team. No baseball broadcasting tandem called more World Series (15) and All-Star Games (14).

He began his broadcasting career in 1980 and has the distinction of being the only MLB analyst to have worked for all four major broadcast networks. McCarver caught 12 seasons with the Cardinals and played in two All-Star Games (1966, 1967) three League Championship Series (1976-78) and three World Series (1964, 1967, 1968), winning championships in 1964 and 1967. He also played for Philadelphia, Montreal and Boston.



### BRAD THOMPSON

Former Cardinals pitcher Brad Thompson serves as an analyst on Cardinals pregame and postgame shows on FOX Sports Midwest, and as game analyst broadcasting select games alongside Dan McLaughlin.

Thompson first joined FOX Sports Midwest in 2015 as part of the network's studio team, and he called regular-season games in the booth, alongside Dan McLaughlin, for the first time in 2018.

Thompson pitched in 201 games over six Major League seasons, primarily out of the bullpen, with the Cardinals and Kansas City Royals. He was an integral part of the Cardinals bullpen during the team's 2005 and 2006 playoff seasons, with a 2.95 ERA over 40 appearances in 2005 and a 3.34 ERA in 43 games in 2006.

Thompson has been a host of the afternoon drive-time show on St. Louis sports radio station ESPN 101 for six years.

A native of Las Vegas, Thompson attended Dixie State University. He resides in St. Louis with his wife, Andrea, son Dylan and daughter Lexi.



### JIM HAYES

Jim Hayes serves as a host and reporter for FOX Sports Midwest, covering the Cardinals and St. Louis Blues for the network's pregame and postgame shows and live game coverage. In his 20 years in St. Louis, Hayes has become one of the city's most well-liked sportscasters, known for his wit and interviews with athletes.

Hayes came to FOX Sports in 2000 and began covering St. Louis-area sports in 2001. Hayes is a 1984 graduate of the State University College at Geneseo, N.Y. and a Mid-America Emmy Award winner. Hayes also co-hosts a morning radio show on St. Louis sports talk station KFNS 590 AM.

Hayes, wife Erin and son Tyler reside in St. Louis.



### SCOTT WARMANN

Scott Warmann has served as the primary host of St. Louis Cardinals and St. Louis Blues pregame and postgame shows on FOX Sports Midwest since 2016. He also handles play-by-play duties for college sports, including the Missouri Valley Conference, Saint Louis University and SIUE events.

A St. Louis native, Warmann was also a sportscaster on KMOX Radio and a studio host for five seasons on the St. Louis Rams radio network, including the 1999 Super Bowl championship season.

Warmann is a Lindenwood University alumnus.



### ERICA WESTON

Erica Weston serves as a reporter and anchor for St. Louis Blues and St. Louis Cardinals telecasts on FOX Sports Midwest. She joined the network in June 2018.

Weston came to St. Louis after nearly two years in Tucson, Ariz., where she worked as a sports anchor and reporter for ABC affiliate KGUN. Prior to this, Weston spent four years in Los Angeles where she worked in production for Dodgers, Lakers, Galaxy and Sparks telecasts on Spectrum SportsNet LA and Spectrum SportsNet.

Weston received her BA in public relations from Loyola Marymount University.



The Cardinals and Busch Stadium hosted the 2009 MLB All-Star Game, the first time St. Louis had hosted the mid-summer classic since 1966.

## BUSCH STADIUM III FACTS AND FIGURES

COST: \$411 Million  
OFFICIAL CAPACITY: 44,383  
DESIGN ARCHITECT: HOK Sport  
PLAYING SURFACE: Bluegrass  
GROUND BREAKING: January 17, 2004

DIMENSIONS: 336 feet - Left Field Line  
375 feet - Left-Center  
400 feet - Center Field  
375 feet - Right-Center  
335 feet - Right Field Line  
OUTFIELD WALL: 8 feet high

## BUSCH STADIUM III CONSTRUCTION TIMELINE

April 8, 2000 .....The Cardinals unveil plans for new downtown ballpark.  
December 19, 2003.....Work on the new ballpark begins on the South Stadium parking lot.  
December 23, 2003.....Team announces funding is in place to build new ballpark in downtown St. Louis.  
January 17, 2004.....New Ballpark groundbreaking ceremony.  
August 4, 2004 .....Anheuser-Busch Co. and Cardinals extend long-standing marketing agreement for 20 years, including naming rights of new ballpark. It makes the third "Busch Stadium" the Cardinals will play in.  
May 16 - 20, 2005 .....Steel structure of the Spruce Bridge entrance is set in place on west side of the stadium.  
June 2, 2005.....Cardinals partner with The Cordish Company of Baltimore, Md. on Ballpark Village development.  
November 7, 2005.....Begin demolition of old Busch Stadium.  
December 8, 2005.....Final pieces of old Busch Stadium fall, completing the demolition of the stadium.  
April 10, 2006 .....First game played in new Busch Stadium vs. Milwaukee, a 6-4 Cardinals win.  
Off-season 2006 .....Renovate upper pressbox on Terrace level and install escalator on first base side.  
Off-season 2007 .....Installed new grass and reworked playing field. Constructed new Legends Club in LF.  
Off-Season 2011 .....Installed 100 solar panels on Clark Street Ticket Windows building & concession canopy in leftfield.  
February 2013 .....Groundbreaking on Ballpark Village development.  
Off-season 2013 .....Renovated 43 Suites.  
March 27, 2014 .....Grand Opening of Ballpark Village, which includes Cardinals Nation, Cardinals Hall of Fame & Museum, AT&T Rooftop Deck.  
Off-season 2014 .....Expanded Champions Club, renovated five Suites and installed walk-through metal detectors.  
Off-season 2015 .....New state-of-the-art high definition scoreboard and ribbon boards installed.  
Off-season 2017 .....Budweiser Terrace is constructed in the upper right field seating area and adjacent concourse, which includes two full-service bars, standing areas and lounge seating within the stadium bowl, cabana seating, an open air barbeque grill, and covered performance stage.  
December 2017 .....Groundbreaking on Ballpark Village Phase II development  
Offseason 2018 .....Installed a new, state-of-the-art LED lighting system. Renovated 6 Suites.  
Offseason 2019 .....Renovated 21 Suites. Grand Opening of Ballpark Village Phase II, which includes the PwC Pennant Building.

## BUSCH STADIUM III FIRSTS

Game .....4/10/06, Cards 6, Milwaukee 4  
 Starting Pitchers... Mark Mulder (STL) vs. Tomo Ohka (MIL)  
 Batter ..... Brady Clark, Milwaukee  
 Baserunner..... Juan Encarnacion (HBP)  
 Hit ..... Carlos Lee, Milwaukee, single  
 Cardinals Hit..... David Eckstein, bunt single  
 Run..... Carlos Lee, Milwaukee  
 Cardinals Run ..... Albert Pujols  
 Double..... Bill Hall, Milwaukee  
 Cardinals Double ..... Scott Rolen  
 Triple ..... David Eckstein (4/13/06 vs. MIL)  
 Home Run ..... Bill Hall, Milwaukee  
 Cardinals Home Run..... Albert Pujols  
 RBI ..... Bill Hall, Milwaukee  
 Cardinals RBI ..... Albert Pujols  
 Stolen Base..... Jim Edmonds (4/12/06 vs. MIL)

*Date is 4/10/06 unless otherwise indicated.*

Winning Pitcher ..... Mark Mulder  
 Losing Pitcher ..... Tomo Ohka, Milwaukee  
 Save ..... Jason Isringhausen  
 Walk ..... Albert Pujols by Tomo Ohka  
 Strikeout ..... Rickie Weeks by Mark Mulder  
 Complete Game..... Chris Carpenter (7/14 vs. LA)  
 Shutout..... Chris Carpenter (7/14 vs. LA)  
 Two-homer game..... Albert Pujols (4/16/06 vs. CIN)  
 Three-homer game ..... Albert Pujols (4/16/06 vs. CIN)  
 Grand Slam ..... Aramis Ramirez, Chicago (6/3/06)

## BUSCH STADIUM III ATTENDANCE RECORDS

### TOP FIVE CROWDS AT BUSCH STADIUM III (REGULAR SEASON)

- 48,555 ..... vs. Pittsburgh Pirates (D), May 12, 2019
- 48,423 ..... vs. Los Angeles Angels (N), June 21, 2019
- 47,925 ..... vs. Chicago Cubs (D), May 14, 2017
- 47,882 ..... vs. Chicago Cubs (D), May 13, 2017
- 47,875 ..... vs. Milwaukee Brewers (D), April 13, 2015

### SMALLEST CROWD AT BUSCH STADIUM III

- 30,090 ..... vs. New York-NL (D), September 5, 2012

### ATTENDANCE HIGHS

Season, home .....3,552,180 in 2007  
 Season, road.....2,738,618 in 2006  
 All-Star Game.....46,760 on July 14, 2009  
 N.L. Division Series.....47,859 vs. Chicago,  
 October 10, 2015  
 N.L. Championship Series .....47,201 vs. San Francisco,  
 October 11, 2014  
 World Series.....47,469 vs. Boston,  
 October 27, 2013

### ALL-TIME ATTENDANCE HIGHS

Season, home .....3,552,180 in 2007  
 Season, road.....2,820,564 in 1999  
 All-Star Game.....49,936 on July 12, 1966  
 N.L. Division Series.....56,752 vs. San Diego,  
 October 3, 1996  
 N.L. Championship Series .....56,782 vs. Atlanta,  
 October 14, 1996  
 World Series.....55,347 vs. Minnesota,  
 October 20, 21, 22 in 1987

## THE ALL-BUSCH STADIUM TEAM

For the former Busch Stadium (1966-2005) and as voted on by fans and announced October 1, 2005.

Pos.	Fan Selection	Finalists
MGR	Whitey Herzog	Tony La Russa, Red Schoendienst, Joe Torre
C	Ted Simmons	Mike Matheny, Tim McCarver, Darrell Porter, Tom Pagnozzi
1B	Albert Pujols	Orlando Cepeda, Jack Clark, Keith Hernandez, Mark McGwire
2B	Tom Herr	Julian Javier, Ted Sizemore, Fernando Vina
SS	Ozzie Smith	Dal Maxvill, Edgar Renteria, Garry Templeton
3B	Scott Rolen	Terry Pendleton, Ken Reitz, Mike Shannon, Joe Torre
LF	Lou Brock	Vince Coleman, Bernard Gilkey, Lonnie Smith
CF	Jim Edmonds	Curt Flood, Ray Lankford, Willie McGee
RF	Roger Maris	George Hendrick, Brian Jordan, Andy Van Slyke
SP	Bob Gibson	Joaquin Andujar, Bob Forsch, Matt Morris, John Tudor
RP	Bruce Sutter	Al Hrabosky, Jason Isringhausen, Lee Smith, Todd Worrell
UT	José Oquendo	Rex Hudler, John Mabry, Todd Zeile



## BALLPARK VILLAGE

Ballpark Village, located on 10-acres just north of Busch Stadium, is the first master-planned development designed around a new MLB ballpark. The \$100 million first phase of Ballpark Village opened in March 2014 and represents one of the top restaurant and entertainment districts in the region. The 100,000 square foot, multi-story project is visible beyond the left center field wall and compliments the energy and excitement of the game day experience.



The first phase of Ballpark Village is anchored by Cardinals Nation, Budweiser Brew House, Fox Sports Midwest Live!, PBR St. Louis – A Cowboy Bar, Shark Bar and Drunken Fish.

Ballpark Village features five live performance stages, the largest retractable roof of its kind, the biggest indoor TV screen in the Midwest and an outdoor festival space that recreates the infield of the previous Busch Stadium in its exact historical location. Other food and eating locations at The Village include Tingo Hambre and The Fudger.



Cardinals Nation is a 34,000 square foot venue comprised of four key elements: a two-story restaurant and bar, an 8,000 square foot world-class Cardinals Hall of Fame and Museum, a Cardinals Authentics retail store featuring game used memorabilia and a 334-seat roof top deck with spectacular game views and an all-inclusive experience unlike anything in baseball today. The Cardinals Nation restaurant is a high-energy, memorabilia-infused space that sets a new standard for sports-inspired restaurants with three separate patios, two large bars and large flat screen televisions. The Cardinals Nation rooftop seating deck is a ticketed seating location looking into Busch Stadium that includes food and beverage, a complimentary ticket to the Cardinals museum, Busch Stadium audio/visual feeds and access to other areas within Ballpark Village. Cardinals Nation allows Cardinals fans to stay connected to the team year-round.



The Cardinals Hall of Fame and Museum within Cardinals Nation hosts the largest team-held collection in baseball and is second only to the National Baseball Hall of Fame in terms of size with over 16,000 memorabilia items and hundreds of thousands of archival photographs. With over 8,000 square feet on the second floor of Cardinals Nation, the Museum celebrates the rich history of baseball in St. Louis and the legacy of one of baseball's most storied franchises.



In the winter of 2018, the Cardinals Hall of Fame and Museum opened a special one-year exhibit on the topic "Pain, Protection and Performance: The Evolution of Baseball Equipment, presented by Rawlings." The Museum showcases some of its incredible collection by hosting rotating unique exhibits each year.





Jason Isringhausen, Scott Rolen, and family members of posthumous inductee Mort Cooper during the 2019 Cardinals Hall of Fame Induction Ceremony.

The initial class of the Cardinals Hall of Fame was inducted Saturday, August 16, 2014. The plaques that adorn the gallery are located on the second floor of Cardinals Nation just outside the entrance to the Cardinals Museum. The Cardinals Hall of Fame Gallery is free to the public, so fans of all generations can celebrate players that represent the best of the 128-year history of one of baseball's most iconic teams. More info on the Cardinals class of Hall of Fame inductees and election process can be found in the history section.

At the heart of Ballpark Village is a central gathering place: Fox Sports Midwest Live!, which is a 20,000 square foot entertainment marketplace that features a 40-foot diagonal LED screen that provides St. Louis sports fans with the best sports viewing experience in the country. Also under the one-of-a kind 100 foot long retractable glass roof is a stage for live concerts, a 200-seat restaurant and a VIP seating area. FOX Sports Midwest, the television home of the Cardinals, produces more than 200 shows per year in its studio on the second level overlooking FOX Sports Midwest Live!.



Looking into Busch Stadium from the new Ballpark Village decks during the 2013 World Series shows a stadium full of excited fans.

## BALLPARK VILLAGE PHASE II



A \$260 million expansion of Ballpark Village is near completion, adding 700,000 square feet of new dining, entertainment, hotel, residential, retail and lifestyle amenities. Once complete this summer, Ballpark Village's second phase will complete a full build-out of Clark street, transforming it into one of the most unique city streets in all of major league sports and a vibrant 24/7 neighborhood for downtown St. Louis. The expansion, being developed by The St. Louis Cardinals and The Cordish Companies, includes a 29-story luxury high-rise residential tower, an 11-story Class A office building, an upscale hotel, a spectacular three-story glass retail pavilion, and 75,000 square feet of new ground floor retail space.

The residential tower called One Cardinal Way will be a modern 29-story luxury high-rise at the corner of Clark and Broadway. One Cardinal Way will be one of the most luxurious, amenity-rich apartment communities in the country. Its views of Busch Stadium, the Mississippi River, the St. Louis skyline and the Gateway Arch, and integration with Busch Stadium, offer a completely unique residential experience. Apartments are now leasing for Summer 2020 occupancy. Visit [www.onecardinalway.com](http://www.onecardinalway.com) for more information.

The 11-story Class A Office building anchored by PwC, The PwC Pennant Building, opened in October 2019 as the first new construction office building built in downtown St. Louis since 1989. The building, which also houses investment firm ButcherJoseph, and new home of FOX Sports Midwest, sits at the corner of 8th Street and Cardinal Way, a new street that runs through the new neighborhood between 8th and Broadway.

Live! by Loews – St. Louis brings an upscale hospitality experience to downtown. Located at the intersection of Clark and 8th Street, Live! by Loews celebrates the rich history of St. Louis, serving as a spectacular destination for sports fans, families, visitors, as well as a premier location for meetings and special events. The Live! by Loews hotel concept was developed jointly between two of the most prominent and respected names in hospitality and entertainment: Loews Hotels & Co and The Cordish Companies. Live! By Loews - St. Louis, which opened in February 2020, is in partnership between Loews, Cordish and the St. Louis Cardinals.

The expansion also features a signature three-story glass retail pavilion, anchored by Onelife Fitness, as well as 75,000 square feet of new dining, entertainment, retail and lifestyle space including Sports & Social St. Louis, Davio's Northern Italian Steakhouse, Baseballism, Salt + Smoke and Scott Credit Union. These new tenants join a strong lineup of existing concepts including Cardinals Nation, FOX Sports Midwest Live!, Budweiser Brew House, PBR St. Louis, the Crown Room, Prairie Farms Dugout, Tengo Sed, Shark Bar, Drunken Fish, The Fudger, the Bud Shop and the Majestic Store.

Ballpark Village has played a pivotal role in the revitalization of downtown since opening in 2014, creating more than 1,000 construction jobs and 1,700 new permanent jobs. The second phase stands to create 1,800 construction jobs and more than 1,000 new permanent jobs.

The construction of Ballpark Village represents the next step in the Cardinals' vision for downtown St. Louis that began with the opening of the new \$411 million privately-financed Busch Stadium in 2006. The second phase project will bring the team's total investment in new construction in downtown St. Louis to well over \$750 million since 2005.

For more information on Ballpark Village and its growing neighborhood, visit [www.stlballparkvillage.com](http://www.stlballparkvillage.com).





## CARDINALS CARE



### Caring For Kids In The Community

Cardinals Care is the team's community foundation with the mission of Caring for Kids in the St. Louis community. Established in 1997, Cardinals Care, with the help of Cardinals players, the Cardinals organization and the faithful fan base, has invested over \$26 million to support child-focused programs. Cardinals Care focuses on three key initiatives:

#### Redbird Rookies

Redbird Rookies, the flagship program of Cardinals Care, is a free baseball/softball league for kids who otherwise might not have the opportunity to play. In addition to providing uniforms and all equipment needs including gloves, bats and balls for each team, Redbird Rookies provides extensive off-field support in the areas of health, education, mentoring, cultural arts, and scholarship.

This season marks the 17th anniversary of Redbird Rookies, which serves nearly 2,500 kids in 14 leagues across the greater St. Louis community and parts of rural Missouri and Illinois.

Through the program, participants receive on-field coaching, support and character development, and coaches and parents take part in clinics and workshops that introduce methods to support players on and off the field.

Redbird Rookies participants build literacy skills in a reading program, learn about healthy eating, attend a health fair and enjoy music and cultural events. Mentorship opportunities and the ability to earn college scholarships are an integral part of the program.



#### Cardinals Care Grants

Each year, Cardinals Care awards grants during a spring and summer cycle to local non-profits and community based organizations that support area children. In 2019, Cardinals Care granted nearly \$420,000 to nearly 180 organizations.

To date, the foundation has awarded over \$12 million in grants to worthy organizations.

Learn more at [cardinals.com/grants](http://cardinals.com/grants).

#### Cardinals Care Funding

Cardinals Care is funded through the generosity of our fans, players and team, individual donations and various annual events.

- Winter Warm-Up, held over three days January, is the largest Cardinals Care fundraiser.
- 50/50 Raffle, presented by Hollywood Casino, is held every Friday, Saturday and Sunday home game. \$1.31 million was raised in 2019, half of which went to Cardinals Care and the other half to fans holding each game's winning ticket.
- In-stadium Silent Auctions are held every Tuesday and Friday home game and in 2019 raised \$104,000.
- The 2019 Ted Savage RBI Golf Classic was hosted by Mike Shildt and featured current Cardinals players and coaches, alumni, broadcasters and senior level executives. The Golf Classic raised over \$70,000 to benefit Shildt's foundation, Baseball for Life, the St. Louis RBI (Reviving Baseball in Inner Cities) program and Cardinals Care.



Visit [cardinals.com/community](http://cardinals.com/community) to learn more about Cardinals Care programs or to make a donation.

## Cardinals Care Youth Ball Fields

As part of the Cardinals' commitment to the Redbird Rookies program and overall beautification of the greater St. Louis area, Cardinals Care has successfully built and revived 24 youth baseball fields in the St. Louis community to date.



### CARDINALS CARE YOUTH BASEBALL FIELDS

Cardinals Care has built or renovated 24 ball fields throughout the St. Louis metropolitan area.

Field Name	Dedicated	Location	City
Cardinals Care Field	2000	Hamilton Heights Park	St. Louis, Mo.
Jim Edmonds Field	2001	Adams Park	St. Louis, Mo.
Police Athletic League Memorial Park	2001	Fox Park	St. Louis, Mo.
Spirit Field	2002	Spanish Lake Park	Spanish Lake, Mo.
Edgar Renteria Field	2002	Jackie Joyner-Kersey Center	East St. Louis, Ill.
Whitey Herzog Field	2003	Citizens Park	Belleville, Ill.
Heine Meine Field	2003	Lemay	Lemay, Mo.
Jack Buck Field	2003	Heman Park	University City, Mo.
Mark McGwire Field	2004	Forest Park	St. Louis, Mo.
Woody Williams Field	2004	Northwoods Park	Northwoods, Mo.
Stan Musial Field	2005	Kroeneman Park	Jennings, Mo.
Red Schoendienst Field	2006	Robert Hoelzel Park	Normandy, Mo.
Lou Brock Field	2007	Murphy Park	St. Louis, Mo.
All-Star Field	2009	Herbert Hoover Boys & Girls Club	St. Louis, Mo.
Bob Gibson Field	2009	Sherman Park	St. Louis, Mo.
Ozzie Smith Field	2009	Vashon High School	St. Louis, Mo.
Yadier Molina Field	2011	Wellston	Wellston, Mo.
Lance Berkman Field	2012	Sesser Sports Complex	Sesser, Ill.
Chris Carpenter Field	2013	Jackson Park	Berkeley, Ill.
TASK Sandlot Field	2013	Team Activities for Special Kids	Fenton, Mo.
Tony La Russa Field	2015	Ray Leisure Park	St. Louis, Mo.
Adam Wainwright Field	2016	Bob Russell Park	Bellefontaine Neighbors, Mo.
Dexter Fowler Field	2017	Hess Park	Decatur, Ill.
Matt Carpenter Field	2019	Pagedale Family Support Center	Pagedale, Mo.

## CARDINALS IN THE COMMUNITY

In addition to the charitable work of Cardinals Care, the Cardinals are committed to making a difference in the community and in the lives of those who call the St. Louis region home through a variety of programs and initiatives.

The Cardinals host an annual blood drive with the American Red Cross that last year collected 1,300 pints of blood with the ability to save 4,000 lives. Support of the Susan G. Komen Race for the Cure through a Cardinals race team raised nearly \$16,000 in 2019. Complimentary tickets are distributed to clergy members, and thousands of tickets and items are distributed to local organizations seeking fundraising assistance.

### Player Involvement

While the players are known for their work on the field, they are also committed to giving back to the community. The impact of their charitable work is both local, national and international in scale.

Some players have their own foundations, others support causes close to their hearts and all have supported Cardinals Care in its efforts to enhance the lives of children throughout Cardinals nation.

Learn more at [cardinals.com/playerscare](http://cardinals.com/playerscare).

### Player Ticket Program

Through the Player Ticket program, players including Harrison Bader, Dexter Fowler, Paul Goldschmidt, Adam Wainwright, Kolten Wong and Manager Mike Shildt host groups of kids from area non-profit and community-based organizations at Busch Stadium.

In 2019, nearly 700 local children were hosted at a game as part of the Player Ticket Program. In addition to meeting with a player and watching batting practice, participants received a t-shirt and meal voucher, thanks in part to the support of Scott Credit Union.

### Cardinals Wives

While the Cardinals players compete on the field, their generous wives, fiancés, and girlfriends join together to make a difference throughout the St. Louis community. Each year, the Cardinals Wives give back through a variety of fundraisers and events for area charities:

- The annual hospital visit day spread joy to 500 children last season
- Grab Bag fundraisers, held on two dates in 2019, raised \$60,000 that was divided equally between four deserving organizations.
- Support of Make-A-Wish® Missouri and, in particular the annual Wives for Wishes event, raised \$156,000 last June to help grant 15 wishes for local children battling life-threatening medical conditions.
- Over \$10,000 was raised through a silent auction to benefit Hurricane Dorian relief efforts

Learn more at [cardinals.com/wivescare](http://cardinals.com/wivescare).





## Fredbird and Friends Elementary School Program

Each year, the Cardinals visit thousands of students at area schools through the Fredbird & Friends Elementary School Program.

Presented by FOX Sports Midwest, Fredbird and Friends is a free, traveling assembly designed to educate and entertain St. Louis area students in grades K-5.

Hosted by Fredbird and a Cardinals personality (Mike Claiborne, Al Hrabosky, Kyle McClellan and Brad Thompson), the program helps students answer the question, "What makes a good teammate?" through three key messages: Be Active! Be Responsible! and Be Yourself!

Learn more at [cardinals.com/schoolprogram](http://cardinals.com/schoolprogram).



## Community Ticket Program

The Community Ticket Program annually distributes over 40,000 complimentary tickets to non-profit and community-based organizations that may not otherwise have the resources or opportunity to attend a Cardinals game.

Learn more at [cardinals.com/communitytickets](http://cardinals.com/communitytickets).



## MLB Community Initiatives

Throughout the season, the Cardinals participate in a number of Major League Baseball league-wide initiatives that encourage youth participation in the game including PLAY BALL, the PLAY Clinic and Pitch, Hit & Run. Awareness and/or funds are raised for the Boys & Girls Clubs of America, Jackie Robinson Foundation, military appreciation and to help find a cure and support those fighting or who have battled prostate, breast and childhood cancer.

Learn more at [mlb.com/community](http://mlb.com/community).



## Cardinals Kids Club

The Cardinals Kids Club presented by Rawlings is the exclusive fan club for Cardinals fans ages 13 and younger.

Members receive two tickets to a Cardinals home game, exclusive merchandise, access to the annual members-only party at Busch Stadium and more.

Learn more at [cardinals.com/kidsclub](http://cardinals.com/kidsclub).





# EVENT DAY CALENDAR

# 2020

## JANUARY

**PLAY BALL** **PLAY BALL EVENT**  
January 3-4  
Bahamas

**DREAM SERIES**  
January 17-20  
Tempe, AZ

**MLB GRIT**  
January 25 San Francisco, CA  
January 26 Compton, CA

**PLAY BALL TOUR**  
January 27-31  
Brazil

## FEBRUARY

**BLACK HISTORY MONTH**  
February

**100TH ANNIVERSARY,  
FOUNDING OF NEGRO LEAGUES**  
February 13

**SPRING TRAINING  
CAMPING WORLD**  
February 14 (Varies by Club)

**MLB GRIT**  
February 2 Vero Beach, FL  
February 15 Chicago, IL  
February 15 New York, NY

**PLAY BALL EVENT**  
February 11  
Puerto Rico

**ANDRE DAWSON CLASSIC**  
February 13-16  
New Orleans, LA

**MLB 4**  
February 13-16  
Scottsdale, AZ

## MARCH

**DOMINICAN REPUBLIC GAME**  
March 7  
Dominican Republic

**WBC QUALIFIER**  
March 10-27  
Tucson, Arizona

**OPENING DAY**  
March 26

**PLAY BALL EVENT**  
March 15  
Santo Domingo, DR

**PLAY BALL EVENT**  
March 21  
Montreal, CANADA

**PLAY BALL EVENT**  
March 30  
Tuscaloosa, AL

## APRIL

**JACKIE ROBINSON DAY**  
April 15

**MEXICO SERIES**  
Presented by BANORTE  
April 18-19  
Mexico City, Mexico

**PUERTO RICO SERIES**  
Presented by DISCOVER Puerto Rico  
April 28-30  
San Juan, Puerto Rico

**TRAILBLAZER SERIES**  
April 9-12  
Compton, California

**ID TOUR**  
April 25, 26  
Multiple Cities

## MAY

**MOTHER'S DAY**  
May 10

**ARMED FORCES DAY**  
Presented by BUDWEISER  
May 16

**MEMORIAL DAY**  
May 25

**ID TOUR**  
May 9, 10, 17, 23, 24, 30, 31  
Multiple Cities

**PLAY BALL EVENT**  
NCAA World Series  
May 28  
Oklahoma City, OK

**RBI WORLD REGIONAL**  
May 28-June 1  
Vero Beach, FL

## JUNE

**PLAY BALL WEEKEND**  
June 5-7

**MLB DRAFT**  
June 10-11  
Omaha, Nebraska

**MLB & MLB Present  
LONDON SERIES 2020**  
June 13-14  
London, England

**FATHER'S DAY**  
June 21

**PLAY BALL EVENT**  
June 5  
London, England

**EUROPE DEV. TOURNAMENT**  
June 9-12

**BOYS BREAKTHROUGH SERIES**  
June 16-19  
Vero Beach, FL

**ELITE DEVELOPMENT  
INVITATIONAL**  
June 26-Feb 2  
Vero Beach, FL

## YOUTH PROGRAMS

## JULY

**INDEPENDENCE DAY**  
Presented by BUDWEISER  
July 4

**ALL-STAR WEEK**  
July 8-14  
Los Angeles, California

**T-Mobile  
HOME RUN DERBY**  
July 13

**MLB ALL-STAR GAME**  
Presented by Mastercard  
July 14  
Los Angeles, California

**HALL OF FAME  
INDUCTION DAY**  
July 24  
Cooperstown, New York

**TRADE DEADLINE**  
July TBD

## YOUTH PROGRAMS

**ELITE DEVELOPMENT  
INVITATIONAL** (Continued)  
June 26-Feb 2  
Vero Beach, FL

**PLAY BALL PARK**  
July 9-14

**BOYS ALL-STAR  
COMMISSIONER'S CUP**  
July 9-13

**GIRLS ALL-STAR  
JENNIE FINCH CLASSIC**  
Presented by AGRI & HAMMER  
July 9-13

**MLB / USA  
ALL-AMERICAN GAME**  
July 10

**MLB PITCH, HIT & RUN**  
July 12-13

**JR. HOME RUN DERBY**  
July 12-13

**HANK AARON  
INVITATIONAL**  
July 18-AUGUST 1  
Atlanta, Georgia

**USA SOFTBALL OLYMPICS**  
July 22-26  
Tokyo, JAPAN

**PLAY BALL EVENT**  
July 24-25  
Cooperstown, New York

## AUGUST

**MLB at FIELD OF DREAMS**  
Presented by GEICO  
August 13  
Dyersville, Iowa

**MLB LITTLE LEAGUE CLASSIC**  
Presented by GEICO  
August 23  
Williamsport, Pennsylvania

**PLAYERS' WEEKEND**  
August 29-30 (TBD)

## SEPTEMBER

**HISPANIC HERITAGE MONTH**  
September (TBD by Club)

**ROBERTO CLEMENTE DAY**  
September 2

**CHILDHOOD CANCER AWARENESS**  
September 5

**SEPTEMBER 11 REMEMBRANCE**  
September 11

**PLAY BALL EVENT**  
September 1  
Puerto Rico

**PLAY BALL EVENT**  
September 12  
Yakima, WA

**STATES PLAY**  
September 25-27  
Scottsdale, AZ

## OCTOBER

**POSTSEASON**  
Starts October 1

**#SPIRITDAY**  
October 15

**WORLD SERIES**  
Starts October 20

**GIRLS  
BREAKTHROUGH SERIES**  
October 29-November  
Vero Beach, FL

## DECEMBER

**WINTER MEETINGS**  
December 6-9  
Dallas, Texas

\*Some logos are placeholders. Please refer to the Style Guide for Official marks.

# SHARE THE GAME WITH THE NEXT GENERATION GET INVOLVED AT **PLAYBALL.org** AND FOLLOW **@PLAYBALL**





# A REFRESHING WAY TO CHEER



PROUD PARTNER

© 2020 The Coca-Cola Company. All Rights Reserved. Major League Baseball trademarks and copyrights are used with permission of Major League Baseball Properties, Inc. Visit [MLB.com](http://MLB.com)



# MAJOR LEAGUE™ BEER



OFFICIAL BEER



ENJOY RESPONSIBLY © 2020 Anheuser-Busch, Budweiser® Lager Beer, St. Louis, MO  
Major League Baseball trademarks and copyrights are used with permission of Major League Baseball. Visit MLB.com

