

MEDIA

2020
GUIDE



2020 RAYS PROMO SCHEDULE

ALL FAN GIVEAWAYS

DATE	OPPONENT	GIVEAWAY ITEM
March 26	Pirates	Schedule Magnet
March 28	Pirates	Tote Bag PRESENTED BY MLB NETWORK
May 9	Rangers	● Charlie Morton Audio Bobblehead PRESENTED BY DEX IMAGING
May 30	Brewers	● Willy Adames Audio Bobblehead
June 13	Orioles	● Tyler Glasnow Audio Bobblehead
June 27	Mariners	● Ji-Man Choi Audio Bobblehead
July 28	Marlins	● Blake Snell Audio Bobblehead
Aug 29	Twins	● Austin Meadows Audio Bobblehead

● 2020 COLLECTIBLE BOBBLEHEAD SERIES

ALL FANS, 14 & UNDER GIVEAWAYS

DATE	OPPONENT	GIVEAWAY ITEM
March 29	Pirates	Kevin Kiermaier Snapback Hat PRESENTED BY MORGAN AUTO GROUP
April 19	Blue Jays	Dry Erase Lineup Card PRESENTED BY FOX SPORTS SUN
April 26	Royals	Sunglasses PRESENTED BY FOX SPORTS SUN
May 10	Rangers	Sports Bracelet
May 17	Orioles	Arm Sleeve
May 31	Brewers	● Yandy Díaz Beach Tank PRESENTED BY TRADEWINDS ISLAND RESORTS
June 14	Orioles	● Raymond & DJ Kitty Headband
June 28	Mariners	● Brandon Lowe Cereal Bowl
July 12	Cardinals	● Pennant Notepad
July 26	Tigers	● Ugly Sweater Socks
Aug 9	Red Sox	Rays Baseball Cards PRESENTED BY TOPPS

● KIDS CLUB EXCLUSIVE ITEM; VISIT [RAYSBASEBALL.COM/RAYSROOKIES](https://raysbaseball.com/raysrookies) TO SIGN UP

THEME TICKET PACKAGES *

DATE	OPPONENT	GIVEAWAY ITEM
March 31	Yankees	Yandy Díaz WWE Bobblehead
May 16	Orioles	Star Wars Jedi Jersey

* THEME TICKET REQUIRED. ALL PROMOTIONS AVAILABLE WHILE SUPPLIES LAST.
VISIT [RAYSBASEBALL.COM](https://raysbaseball.com) FOR PROMOTIONAL SCHEDULE DETAILS. PROMOTIONAL SCHEDULE SUBJECT TO CHANGE.



TABLE OF CONTENTS

ORGANIZATION 3

Front Office Directory	4
Business Operations	6
Ballpark Efforts	13
Baseball Operations	14
Rays in the Community	20

COACHES & STAFF 24

Cash, Kevin	25
Boroski, Stan	29
Erichman, Jonathan	30
Hoover, Paul	31
Linares, Rodney	33
Mottola, Chad	35
Quatrarro, Matt	37
Snyder, Kyle	39
Timmons, Ozzie	41
Major League Staff	43
Team Doctors	48

40-MAN ROSTER 49

Adames, Willy	50
Alvarado, José	54
Anderson, Nick	57
Arozarena, Randy	60
Banda, Anthony	63
Beeks, Jalen	66
Brosseau, Mike	69
Bruján, Vidal	72
Castillo, Diego	74
Chirinos, Yonny	77
Choi, Ji-Man	80
Díaz, Yandy	84
Drake, Oliver	88
Fairbanks, Pete	91
Fox, Lucius	93
Glasnow, Tyler	95
Hernández, Ronaldo	99
Honeywell Jr., Brent	101
Kiermaier, Kevin	103
Kittredge, Andrew	109

Lowe, Brandon	112
Lowe, Nate	116
Margot, Manuel	119
Martínez, José	122
McKay, Brendan	126
Meadows, Austin	130
Morton, Charlie	135
O'Grady, Brian	141
Padlo, Kevin	143
Perez, Michael	145
Poche, Colin	148
Renfroe, Hunter	151
Richards, Trevor	155
Robertson, Daniel	158
Roe, Chaz	162
Snell, Blake	166
Tsutsugo, Yoshi	173
Wendle, Joey	176
Yarbrough, Ryan	180
Zunino, Mike	185

NON-ROSTER INVITES 191

Spring Training Roster	189
How the Rays Were Built	190
Non-Roster Players	192

RECORDS & HISTORY 227

Team Records	228
Individual Records	235
Rookie Records	240
Career Leaders	241
Single-Season Leaders	244
Rays Records at Tropicana Field	247
Opponent Leaders vs. TB	249
Monthly Records	250
Fielding Records	252
Home Run Records	255
Attendance Records	259
Miscellaneous Records	261
Award Winners	265
Streaks & Opponents	268

All-Time Roster (Alphabetical)	269
All-Time Roster (Numerical)	275
All-Time Trades	280
2019 Transactions	285
2019 Day-by-Day	289
Yearly Comparison	293
Season Summaries	295
Rays Chronology	298
Opening Day Lineups	302
Historic Box Scores	304
Historic Firsts	306
MLB in St. Petersburg	307
2019 Rays Postseason Review	308
2013 Rays Postseason Review	310
2011 Rays Postseason Review	312
2010 Rays Postseason Review	314
2008 Rays Postseason Review	316

OPPONENTS 318

MINOR LEAGUE OPS. 329

Player Development & Staff	330
Affiliates	331
Schedules	340
Single-Season Leaders	342
Awards & Honors	344
Minor League Players	347
Mental Performance & EAP	411
Scouting Staff & Int'l. Ops.	412
June Draft History	416

BROADCAST INFO 421

TROPICANA FIELD 426

Tropicana Field Information	427
Ticket Information	428
Ballpark Diagram	429
Charlotte Sports Park	430
Spring Training 2020	431
National Baseball Hall of Fame	432

The 2020 Rays Media Guide was published by the Rays Communications department: Dave Haller, Ryan Sheets, Craig Vanderkam, Karly Fisher and Alex Kryah. Layout and design by Erik Ruiz. Additional data provided by the National Baseball Hall of Fame, Jeff Chernow and Stats LLC, Elias Sports Bureau, SABR and Baseball Reference.

Printed by MLI Integrated Graphic Solutions. Cover photos by Kevin Sabitus / Tampa Bay Rays; Mike Ehrmann / Getty Images, Matt May / Tampa Bay Rays; Will Vragovic / Tampa Bay Rays.



DID YOU KNOW?


162 Landing	8	Local Rays Players	47
Active Roster Limits	197	National TV Games	393
All-Star Balloting	211	Non-Roster Invites on Opening Day Roster	199
All-Star Games	121	Organization Cycles	38
Birthdays	207	Organization Hitting Streaks	284
Catwalks	257	Organization League Champs	420
Community Leaders	12	Organization League MVPs	336
Cuba and the Rays	144	Organization No-Hitters	245
Debut, Rays to Win MLB	344	Original Rays	297
Doubleheaders	260	Postseason Leaders	15
Draft, 2020 June	48	Pregame Schedule	157
Ejection Leaders, All-Time	205	Qualifying Numbers	335
Employee Community Outreach Team (ECOT)	7	Reiner, Andrés	345
Erik Walker Community Champion	341	Roberto Clemente Award	202
Executive, Top Baseball	19	Rookie Qualifications	274
Expansion Draft Selections	195	Save Rule	40
Former Rays to Manage	226	Service Time with Rays, Longest	229
Ground Rules, Tropicana Field	254	Smith, Paul C. and Lopez, Al	267
Holidays, Rays Records on	346	Special Seats	215
Home Run Balls Autographed	292	Spring Training Invites	140
Home Run, First At-Bat as Ray	242	Statistics, How to Figure	30
Home Run, First PA at Tropicana Field	252	Steal Home, Rays to	259
Home Runs, Both Sides of Plate	62	Three-Batter Minimum	217
Home Runs, Rays Touch Tank	248	Triple Plays	221
Homegrown Rays	100	Two-Way Players	128
Hurricanes	34	Upper Deck Foul Balls	225
Instant Replay	92	Waiver Rules	192
Interleague Play	184	Winter Meetings	188
International MLB Players	147	Youngest Rays to Debut	247

| TB |



WILL VRAGOVIC / TAMPA BAY RAYS





RAVENS ORGANIZATION



On July 27, 2019, the Rays hosted the first-ever Baseball Magic Clinic. Almost 100 children from Buddy Baseball and the Miracle League of Pinellas County attended alongside their buddies, parents, coaches and chaperones. The success of this event inspired a new initiative for the 2020 season: Baseball Magic Mondays. Once per month, the Rays will host a child from Buddy Baseball, the Miracle League or local Challenger Leagues for a special day with the Rays.

KEVIN SABITUS / TAMPA BAY RAYS

FRONT OFFICE DIRECTORY

OFFICERS

PRINCIPAL OWNER
Stuart Sternberg
PRESIDENT
Brian Auld, Matt Silverman
SR. V.P., ADMINISTRATION/GENERAL COUNSEL
John Higgins
CHIEF DEVELOPMENT OFFICER
Melanie Lenz
SR. V.P., BASEBALL OPS/GENERAL MANAGER
Erik Neander
V.P., PUBLIC AFFAIRS & CORPORATE COMMUNICATIONS
Rafaela A. Amador
V.P., BASEBALL DEVELOPMENT
Peter Bendix
V.P./CHIEF FINANCIAL OFFICER
Rob Gagliardi
V.P., COMMUNICATIONS
Dave Haller
V.P., BUSINESS OPERATIONS & ANALYTICS
Barry Newell
V.P., INFORMATION TECHNOLOGY
Juan Ramirez
V.P., CORPORATE PARTNERSHIPS
Brian Richeson
V.P., PLAYER DEVELOPMENT & INT'L SCOUTING
Carlos Rodriguez
V.P., TICKET SALES & SERVICE
Jeff Tanzer
V.P., HR & ORGANIZATIONAL ENGAGEMENT
Jennifer Lyn Tran
V.P., STRATEGY & DEVELOPMENT
William Walsh
V.P., MARKETING & CREATIVE SERVICES
Eric Weisberg
V.P., EMPLOYEE & COMM. DEVELOPMENT
Bill Wiener Jr.

BASEBALL OPERATIONS

SR. DIR., PRO PERSONNEL & PRO SCOUTING
Kevin Ibach
SR. DIR., AMATEUR SCOUTING
Rob Metzler
DIR., BASEBALL RESEARCH & DEVELOPMENT
Will Cousins
DIR., STAFF DEVELOPMENT & RECRUITING
Chanda Lawdermilk
DIR., MINOR LEAGUE OPERATIONS
Jeff McLerran
DIR., INTERNATIONAL SCOUTING
Steve Miller
DIR., BASEBALL PERFORMANCE SCIENCE
Joe Myers
DIR., BASEBALL SYSTEMS
Brian Plexico
DIR., PITCHING DEVELOPMENT
Dewey Robinson
DIR., DEVELOPMENT STRATEGY
Sandy Sternberg
DIR., INTERNATIONAL OPERATIONS
Patrick Walters
ASST. DIR., PRO PERSONNEL & PRO SCOUTING
Ryan Bristow
ASST. DIR., PITCHING DEVELOPMENT
Winston Doom
ASST. DIR., HITTING DEVELOPMENT
Cole Figueroa
ASST. DIR., BASEBALL RESEARCH & DEVELOPMENT
Anirudh Kilambi
ASST. DIR., AMATEUR SCOUTING
Hamilton Marx

SR. ADVISOR, SCOUTING/BASEBALL OPERATIONS
R.J. Harrison
SR. ADVISOR, PLAYER DEVELOPMENT & BASEBALL OPERATIONS
Mitch Lukevics
SPECIAL ASST., GM
Bobby Heck
MGR., BASEBALL ADMINISTRATION
Samantha Bireley
MGR., MINOR LEAGUE & INT'L OPERATIONS
George Pappas
MGR., MAJOR LEAGUE OPERATIONS
Jeremy Sowers
COORD., AMATEUR SCOUTING
Jeff Johnson
COORD., BASEBALL PERFORMANCE SCIENCE
Ryan Pennell
COORD., BASEBALL DEVELOPMENT
Simon Rosenbaum
DATABASE ARCHITECT, BASEBALL SYSTEMS
Clayton Elger
DATA TECHNICIAN, BASEBALL RESEARCH & DEVELOPMENT
Michael Topol
DEVELOPER, BASEBALL SYSTEMS
Brandon Cordell, Ryan Kelley, Daniel Nolan
PRODUCT DESIGNER, BASEBALL SYSTEMS
Lauren Griffin
BIOMECHANIST
Mike McNally
DEVOPS ENGINEER
Louis Palma
ANALYST, BASEBALL DEVELOPMENT
Jeff Sullivan
ANALYST, BASEBALL PERFORMANCE SCIENCE
Keegan Henderson
ANALYST, BASEBALL RESEARCH & DEVELOPMENT
Michael McClellan, Salem Marrero, David Marshall, Jason Pellettiere, Taylor Smith, John Williams
JR. ANALYST, BASEBALL RESEARCH & DEVELOPMENT
Vibhor Agarwal, Josh Arthurs
JR. DATA TECHNICIAN, BASEBALL RESEARCH & DEVELOPMENT
Ben Smith
ASST., BASEBALL DEVELOPMENT
Brad Ballew, Danielle Dockx
ASST., PRO PERSONNEL & PRO SCOUTING
Tyler Chamberlain-Simon
ASST., ADVANCE SCOUTING & REPLAY
Robert Kinne
ASST., BASEBALL PERFORMANCE SCIENCE
Mike Lambiaso, Vishnu Sarpeshkar
ASST., BASEBALL OPERATIONS
Mark Watson
CONSULTANT, PACIFIC RIM OPERATIONS
Jay Shindo
ADMINISTRATOR, AMATEUR SCOUTING
Sydney Malone
ADMINISTRATOR, INTERNATIONAL & MINOR LEAGUE OPERATIONS
Giovanna Rodriguez
MEDICAL DIR.
Dr. James Andrews
ORTHOPAEDIC TEAM PHYSICIAN
Dr. Koco Eaton
HEAD PRIMARY CARE TEAM PHYSICIAN
Dr. John Gross
TEAM CHIROPRACTOR
Dr. Christopher Williams

MASSAGE THERAPIST
Ray Allen
HEAD ATHLETIC TRAINER
Joe Bengé
FIRST ASST. ATHLETIC TRAINER
Mark Vinson
ASST. ATHLETIC TRAINER
Mike Sandoval
MAJOR LEAGUE MEDICAL COORD.
Paul Harker
STRENGTH & CONDITIONING COORD.
Trung Cao
STRENGTH & CONDITIONING ASST.
Joey Greany
LEAD SPORTS DIETITIAN
Ryan Harmon
ASST., DIETITIAN
Kate Martinez
MINOR LEAGUE DIETITIAN
Alex Roth
VIDEO COORD.
Brett Ebers, Chris Fernandez
DIR., TEAM TRAVEL & LOGISTICS
Chris Westmoreland
HOME CLUBHOUSE MANAGER
Ryan Denlinger
HOME EQUIPMENT MANAGER
Tyler Wall
ASST. HOME CLUBHOUSE MANAGER
Thomas Culkin
VISITORS' CLUBHOUSE MANAGER
Guy Gallagher

ADMINISTRATION

SR. COORD., MAIL SERVICES
Sam Reams
SR. COORD., PURCHASING
Mike Yodis
EXEC. ASST.
Diane Villanova

BROADCASTING

SR. DIR., BROADCASTING
Larry McCabe
SR. ADVISOR
Dick Crippen
MGR., BROADCASTING
Christopher Mueller
TELEVISION BROADCASTER
Brian Anderson, Dewayne Staats
RADIO BROADCASTER
Andy Freed, Dave Wills
PRE- & POSTGAME BROADCASTER
Neil Solondz
SPANISH RADIO BROADCASTER
Enrique Oliu, Ricardo Taveras

COMMUNICATIONS

DIR., COMMUNICATIONS
Ryan Sheets
MGR., BASEBALL COMMUNICATIONS
Craig Vanderkam
MGR., COMMUNICATIONS
Karly Fisher
COORD., COMMUNICATIONS
Alex Kryah
SPANISH TRANSLATOR
Manny Navarro
JAPANESE TRANSLATOR
Louis Chao
KOREAN TRANSLATOR
Steve Nam



CORPORATE PARTNERSHIPS

DIR., CORPORATE PARTNERSHIPS SERVICES

Sean Liston

DIR., CORPORATE PARTNERSHIPS

Anthony Riales

MGR., CORPORATE PARTNERSHIPS

SERVICES & ACTIVATIONS

Kelsey Gomes

MGR., CORPORATE PARTNERSHIPS

Ashley Austin, Chad Collard, Jermaine

Davis, John Pope

MGR., CORPORATE PARTNERSHIPS SERVICES

Michael Nieves, Carmela Wassmer

COORD., CORPORATE PARTNERSHIPS

Caroline Cohron, Haley Lehmann

EMPLOYEE & COMMUNITY ENGAGEMENT

EXEC. DIR., RAYS BASEBALL FOUNDATION

Stephen Thomas

DIR., COMMUNITY ENGAGEMENT

David Egles

MGR., COMMUNITY IMPACT

Kimberly Coutts

SR. COORD., HUMAN RESOURCES

Allyson Shatz

SR. COORD., COMMUNITY ENGAGEMENT

Nicholas Brzak

COORD., COMMUNITY ENGAGEMENT

Taylor Adams, William Wetzel

ADMINISTRATOR, EMPLOYEE ENGAGEMENT

Tom Melodayo

FINANCE & ACCOUNTING

SR. DIR., CONTROLLER

Pat Smith

DIR., FINANCIAL PLANNING & ANALYSIS

Jason Gray

SR. MGR., ACCOUNTING & FINANCIAL SYSTEMS

Karen Sanborn

MGR., ACCOUNTING

Amanda Hudson, Rebecca Ray

MGR., PAYROLL

Lisa Little

ADMINISTRATOR,, ACCOUNTS PAYABLE

Megan Gilbertson

SR. COORD., ACCOUNTING

Aaron Braley

COORD., PAYROLL & ACCOUNTING

Zach Martin

DATA ANALYST

Corinne Peters

FINANCIAL ANALYST

Juan Dominguez

GAME OPERATIONS

DIR., PROMOTIONS

Stephon Thomas

DIR., GAME PRESENTATION & PRODUCTION

Michael Weinman

DIR., FAN EXPERIENCE

Scott Wilson

MGR., PROMOTIONS & EVENTS

Kassidy Carlson

MGR., GAME PRESENTATION

Aaron Cox

MGR., MULTIMEDIA PRODUCTION

Sterling McLean

MGR., ADVERTISING

Joshua White

ENGINEER,, CONTROL ROOM OPERATIONS

Bill Ennis

SPECIALIST, MOTION GRAPHICS

Bob Booth

SPECIALIST, MULTIMEDIA

Jordan Kabialis

SR. COORD., GAME PRESENTATION

Katherine Lucas

COORD., FAN ENGAGEMENT

Sarah Edeker

COORD., MASCO

Will Harris

COORD., PROMOTIONS & EVENTS

Mark Schneider

INFORMATION TECHNOLOGY

MGR., INFORMATION TECHNOLOGY

Eldipio Ortega

MGR., HELP DESK

Steven Xiong

JUNIOR ADMINISTRATOR

Nicolas Meneses

SR. COORD., HELP DESK

Christian Ramirez, Matthew Smith

COORD., HELP DESK

AJ Westcott, Ty Yang

ASST., AV SVC & I.T.

Justo Marcia

ASST., AV SVC & I.T. INFRASTRUCTURE

Joe Clatch, Seng Singnoth

MARKETING & CREATIVE SERVICES

DIR., MARKETING & CREATIVE SERVICES

Emily Miller

MGR., MARKETING & CREATIVE SERVICES

Alyssa D'Aurelio, MJ Burns

MGR., DIGITAL MARKETING

Ryan Delgado

COORD., DIGITAL MARKETING

Erin Hodges

COORD., VIDEO

Bailey Inglis, Lawton Robinson,

Kaitlyn Young

COORD., MOTION GRAPHICS

Terra Pincley

PUBLICATIONS & GRAPHICS

DIR., CREATIVE

Warren Hypes

GRAPHIC DESIGNER

Vincent Caffiero, Erik Ruiz,

Joe Sergio, Lisa Walesheck

TEAM PHOTOGRAPHER

Will Vragovic

COORD., PHOTOGRAPHY

Kevin Sabitus

STADIUM OPERATIONS

SR. DIR., BUILDING OPERATIONS

George Dowling

SR. DIR., PARTNER & VIP RELATIONS

Cass Halpin

SR. DIR., SECURITY & STADIUM OPERATIONS

Jim Previtera

DIR., SECURITY

Steve Estep

DIR., STADIUM OPERATIONS

Mike Ferrario

DIR., STADIUM OPERATIONS

Chris Raineri

HEAD GROUNDSKEEPER

Dan Moeller

MGR., SYSTEMS

Eric Kampfmann

MGR., OPERATIONS & EVENTS

Austin Mitchell

COORD., FAN EXPERIENCE

Ellie Chambers

COORD., STADIUM OPERATIONS

Garrett Johnson

SR. COORD., EVENTS

Jessica Smith

RECEPTIONIST

Elijah Flewellen

SECURITY GUARD

Tom Berte, Moustapha Faye, Steve

McHenry, Vinny Paolozzi

STRATEGY & DEVELOPMENT

DIR., STRATEGY & DEVELOPMENT

Robbie Artz

DIR., CONCESSIONS & RETAIL

Josh Momberg

DIR., PUBLIC AFFAIRS &

CORPORATE COMMUNICATIONS

Devin O'Connell

MGR., STRATEGY & DEVELOPMENT

Michael Dudek

MGR., CAPITAL PROJECTS

Jim Watkins

COORD., PUBLIC AFFAIRS

Devyn Amara

COORD., STRATEGY & DEVELOPMENT

Amanda Yamada

TICKET SALES & SERVICE

DIR., TICKET OPERATIONS

Robert Bennett

DIR., TICKET SERVICES & TECHNOLOGY

Matt Fitzpatrick

DIR., TICKET SALES & SERVICE

Dan Newhart

ASST. DIR., TICKET OPERATIONS

Ken Mallory

MGR., TICKET SALES

Jeanne Drury, Marc Richman,

Ryan Sullivan

MGR., SPRING TRAINING

Mark Houston

MGR., TICKET OPERATIONS

Karen Jones

MGR., TICKET SALES STRATEGY & OPERATIONS

Jimmy Reed

COORD., TICKET SALES

Victor Hagenbucher

COORD., TICKET SERVICES & TECHNOLOGY

Kayce Contatore

COORD., TICKET TECHNOLOGY

Maxine Rice

TICKET SALES ACCOUNT EXECUTIVE

Michael DeTrola, Carson Echelmeyer,

Derek Ewing, Harrison Hukari, Alex

Restante, Stephen Woods

SEASON TICKET SERVICES SPECIALIST

Emilee Bell, Kenzie Dill, Matt Gianoni,

Megan Paul

TICKET SALES REPRESENTATIVE

Sam Carey, George Collins, Jack Gonz

alez, Meagan Hunter, Nicholas McDaniel,

Rocco Spizzirri

OWNERSHIP

Stuart Sternberg (Principal Owner),

Andrew Cader, Randy Frankel, Gary

Golding, Robert Kleinert, Stephen

Levick, MacDougald Family Limited

Partnership, Gary Markel, Timothy

Mullen, Arthur Nagle, Vincent J.

Naimoli Trust, Daniel O'Connell, Frank

Richardson, Ken Ringhaver, Mark

Ringhaver, Thomas Sansone, Gus

Stavros, Stephen Waters



BUSINESS OPERATIONS



STUART STERNBERG / PRINCIPAL OWNER

The 2020 season is the Rays 15th under the leadership of Principal Owner Stuart Sternberg, who assumed control of the franchise in October 2005. His arrival marked the beginning of one of baseball's best turnaround stories.

Today, the massive rebranding of the club entering the 2008 season marks a watershed for two distinct eras of Rays baseball. In the club's first decade of existence, the Devil Rays amassed the majors' worst record at 645-972 (.399) and finished in last place in nine of those 10 seasons. In the 12 years since, the Rays own the 5th-best record in baseball at 1,041-904 (.535), and have made five trips to the postseason. In nine of those 12 seasons, the Rays were in postseason contention until at least the final week of the season.

The Rays went 96-66 in 2019, and their seven 90-win seasons since 2008 are matched by only three other clubs: the Dodgers (eight), Red Sox (seven) and Yankees (seven). The 2019 campaign also marked the second time in his tenure that *Baseball America* named the Rays its MLB Organization of the Year (also 2008).

"What the Rays have done—build up a 96-win major league team in the AL East and develop a farm system deep with future major leaguers—is awfully enviable," ESPN's Jeff Passan wrote. "And what's scary is that this is only the beginning."

While the on-field successes have been the envy of small- and large-market teams alike, there is even more to the Rays progress. Sternberg takes great pride in the organization's community service and commitment to its employees.

Under Sternberg's leadership, an employee-first culture defines the organization. It is fostered through myriad initiatives, including a wellness program; a staff-led service group, the Employee Community Outreach Team (ECOT); and generous leave policies. As part of this commitment to community, all employees are urged to spend one paid day each month volunteering. To date, total volunteer hours for the organization exceed 38,500.

Over the past three years, Sternberg and his partners have invested more than \$20 million of capital improvements to Tropicana Field—including new LED lights throughout the stadium; an overhauled food, beverage and retail space; the Left Field Ledge; and a reconfigured seating capacity with the closure of the upper deck. Fans can now enjoy a more intimate, entertaining and social ballpark experience that represents the very best of Tampa Bay. Since 2005, the Rays total investment in upgrading Tropicana Field is more than \$50 million.

Under his direction, the Rays have implemented a wide variety of fan-friendly policies. The organization was the first major league team to convert its ballpark to a cash-free facility, reducing wait times by up to 50 percent at concession and retail locations. The Rays also became the first major league club to offer free parking (still in place today for fans who carpool on Sundays), were consistently rated by ESPN as one of the most affordable experiences in all of sports and remain the only major professional sports team in Florida to allow fans to bring food into the ballpark.

In June 2019, Sternberg and the Rays introduced an innovative plan for the team to build new home ballparks in both Tampa Bay and Montreal and divide its home games across both geographies.

Sternberg also serves as chairman of MLB's Diversity Oversight Committee, serves on the board of directors of the MLB Business and Media Board and on the board of advisors of Moffitt Cancer Center.

Prior to his ownership of the Rays, Sternberg spent 25 years in the financial securities industry, serving as a partner in Spear, Leeds & Kellogg and then as a partner and managing director at Goldman Sachs, from which he retired in 2003. Sternberg and his wife, Lisa, have four children. He resides in St. Petersburg.





BRIAN AULD / PRESIDENT

Brian Auld begins his 15th season with the Rays and his sixth in his current position as team president. Together, he and Matt Silverman lead the club's operations both internally and externally, including an innovative plan for the team to build new home ballparks in both Tampa Bay and Montreal and divide its home games across both geographies.

In his tenure as team president, Auld has brought a renewed focus to the Rays mission—to energize the community through the magic of Rays baseball—by redoubling the Rays commitment to its community and to its employees.

Under Auld's leadership, the Rays have developed a thriving workplace culture. In addition to paid parental leave, adoption benefits, paid volunteer time and a wellness initiative, the Rays created a \$10 minimum wage for all part-time employees.

In 2018, Auld and Silverman oversaw the Rays purchase of the Tampa Bay Rowdies USL soccer team, based in St. Petersburg. They now also serve as vice chairmen of the Rowdies, overseeing all franchise operations.

Prior to Auld's promotion to team president, he oversaw a wide spectrum of the team's business operations, including the human resources, information technology, marketing, ticket sales, fan experience and stadium operations departments. Auld joined the Rays in June 2005 as director of planning and development, where he worked closely with Silverman to define organizational priorities and assist with the transition in ownership. Soon after, he played a key role in establishing the Employee Community Outreach Team (ECOT). All Rays staff may spend up to one paid workday each month volunteering in the community and ECOT assists by finding opportunities.

Before joining the Rays, Auld attended Harvard Business School, where he earned his MBA focusing on managing human capital, marketing and finance. Auld's previous work experience includes serving as lead teacher and director of development for the East Palo Alto Charter School in California.

Born in Berkeley, Calif., Auld received a bachelor's degree in economics and master's degree in education from Stanford University, where he also captained the lacrosse team. He and Silverman met in high school in Dallas, and graduated one year apart. Brian is proud to claim that he once trekked to the bottom of Mount Everest.

He currently serves on the board of directors of the Rays Baseball Foundation, Greater Tampa Chamber of Commerce, Big Brothers Big Sisters of Tampa Bay, CEOs Against Cancer, St. Petersburg Economic Development Corporation and Tampa Bay Partnership. He also serves on the Heart Ball Cabinet for the American Heart Association and the Sports Advisory Council for Special Olympics Florida.

He and his wife, Molly, reside in St. Petersburg and are proud parents of two daughters, Lucy and Mia, and a son, Jack.

DID YOU KNOW?

ECOT / RAYS EMPLOYEE COMMUNITY OUTREACH TEAM

Established in April 2008, the Rays Employee Community Outreach Team provides invaluable, voluntary man hours to community service agencies that enhance or improve the quality of life in the communities it serves. ECOT's philanthropic efforts give the Rays a year-round, goodwill presence in the community. Service projects are chosen from ideas suggested by employees.

"As part of our Employee Community Outreach Team program, we encourage all employees to take one paid day each month to volunteer in the community," said Rays President Brian Auld.

In total, Rays employees have logged more than 38,500 volunteer hours split between monthly ECOT events and other ongoing projects, including Meals On Wheels, Big Brothers Big Sisters mentoring program and time spent at the Ronald McDonald House.





MATT SILVERMAN / PRESIDENT

Matt Silverman enters his 17th season with the Rays and 12th as team president. Together, he and Brian Auld lead the club's operations both internally and externally, including an innovative plan for the team to build new home ballparks in both Tampa Bay and Montreal and divide its home games across both geographies.

Silverman returned to the team president role in the fall of 2017 after serving three seasons (2015-17) as president of baseball operations. He was first promoted to team president in October 2005 at the age of 29, and over the next nine years guided the franchise through the most progressive growth stage in its history. At the top of the list is the revitalization of the Rays. In the fall of 2007, Silverman directed a complete organizational rebranding including a new name, colors, uniforms and logo, a bright yellow sunburst.

While steering the baseball operations department, Silverman oversaw significant leadership changes, both on the field and in the front office. During this time, he and his staff engineered 36 trades involving nearly 100 players, helping to fortify the minor league system. In December 2014, he hired Kevin Cash to become the fifth manager in Rays history. In November 2016, he elevated Erik Neander and others within the baseball operations department. One year later, his move back to team president completed the transition of baseball leadership, passing the baton to Neander as the team's top-ranking baseball official.

Silverman is board chairman of Starting Right, Now, which helps homeless high school students reach their potential. He is in his seventh year as the first chairman of the board of the Positive Coaching Alliance-Tampa Bay, a national nonprofit providing youth and high school athletes a positive, character-building youth sports experience. He also serves on the board of the Rays Baseball Foundation.

Prior to joining the Rays, Silverman worked closely with Stuart Sternberg at Goldman Sachs and orchestrated Sternberg's purchase of controlling interest in the franchise. In 2018, Silverman and Auld oversaw the Rays purchase of the Tampa Bay Rowdies USL soccer team, based in St. Petersburg. They now also serve as vice chairmen of the Rowdies, overseeing all franchise operations.

The Dallas native first met Auld in high school, and they graduated one year apart. He holds a bachelor of economics degree from Harvard University. Matt and his wife, Andrea, reside in St. Petersburg with their three daughters: Alexa, Samantha and Casey.

DID YOU KNOW?

162 LANDING

In 2012, the Rays introduced a new seating area to commemorate the team's dramatic clinching of the 2011 AL Wild Card in Game 162, the final day the regular season. The Seminole Hard Rock Tampa 162 Landing is located off Left Field Street at the point where Evan Longoria's 12th-inning walk-off home run landed, clinching the Rays third postseason berth. The entrance to the area is open to the public, and includes a timeline chronicling the events at Tropicana Field and Oriole Park at Camden Yards from that historic evening. The area also features a screen with video highlights and interviews, as well as unique photos and displays, all surrounding Game 162. Fans can also reserve the Seminole Hard Rock Tampa 162 Landing as an exclusive seating area holding between 75-136 people.





MELANIE LENZ / CHIEF DEVELOPMENT OFFICER

Melanie Lenz was named chief development officer in January 2018. Lenz joined the Rays in November 2006 and was responsible for managing the design and construction of the Rays spring training facility in Charlotte County. In addition to the management of capital projects for the Rays, she oversees the organization's key strategic initiatives including the Rays brand extension within the television market, management of key business relationships, business analytics activities and long-term facilities planning.

Lenz attended the University of Pittsburgh's Graduate School of Public and International Affairs, and received her master's degree in urban and regional planning in 1999. She earned her bachelor's degree from Duquesne University in 1995. She serves on the board of directors for the Downtown Tampa Partnership, St. Petersburg Downtown Partnership and Zoo Tampa. Melanie and her husband, Kurt, reside in St. Petersburg with their two sons.



JOHN P. HIGGINS SENIOR VICE PRESIDENT OF ADMINISTRATION/GENERAL COUNSEL

John P. Higgins joined the Rays organization as its first employee on April 1, 1995, when he was named the team's senior vice president and general counsel. From 1999 through 2007, he also served as the organization's chief financial officer and in January 2016 he recommenced oversight of the team's accounting and finance department. Higgins has practiced law in the Tampa Bay area since 1979, specializing in corporate, commercial and real estate law. He is also a certified public accountant. For three years, he represented

Vince Naimoli and the rest of the Tampa Bay ownership group in its efforts to acquire a Major League Baseball franchise. In addition to his responsibilities with the Rays, he is "of counsel" to the Holland & Knight law firm. Higgins currently serves as a member of the board of directors of the Rays Baseball Foundation. He is also past chairman of the St. Petersburg Area Chamber of Commerce as well as PARC. He was the recipient of the 2013 Clutch Hitters Award from the Clutch Hitters of Tampa Bay organization. Higgins received his bachelor of business administration degree from the University of Notre Dame in 1975 and his juris doctorate degree from Duke University School of Law in 1979. He resides in St. Petersburg, his home since 1960, with his wife, Robin. They have two sons, Sean Patrick and Patrick Ryan, and two grandchildren, Ryan Matthew and Jordan Riley.



ROB GAGLIARDI / VICE PRESIDENT/CHIEF FINANCIAL OFFICER

Rob Gagliardi was named chief financial officer in 2015. He oversees all accounting and finance operations for the Rays organization. Gagliardi joined the Rays in August 2007, bringing with him more than 15 years of managerial experience in developing and implementing financial-based initiatives for industry leaders Comcast and Ernst & Young. Previously, he was vice president of finance at Comcast, overseeing the Maryland, Delaware and Richmond region. Prior to Comcast, he worked for more than seven years at Ernst & Young, where he left as a senior manager in their assurance and

advisory business services group. A Philadelphia native, Gagliardi earned a bachelor's degree in accounting from Villanova University and is a certified public accountant. He serves on the governance board for the Tampa Metro YMCA and was a 2017 finalist for the *Tampa Bay Business Journal's* CFO of the Year award. Rob and his wife, Gabrielle, reside in Tampa with their two children, Isabella and Max.





RAFAELA A. AMADOR

VICE PRESIDENT, PUBLIC AFFAIRS & CORPORATE COMMUNICATIONS

Rafaela A. Amador Fink joined the Rays in June 2014 and was promoted to vice president in January 2019. She leads all public affairs efforts and serves as the club's government affairs liaison. Additionally, she works across departments to ensure consistent and effective communication of business issues and manages all crisis communications. Prior to joining the Rays, Rafaela served as an account director at a public relations and public affairs firm, was vice president of public affairs and communications at the Greater Tampa Chamber of Commerce, worked in local politics and taught high school English. She received a 2009 Ford Foundation Fellowship for Regional Sustainable Development through the American Chamber of Commerce Executives and traveled to various cities in the U.S. and China throughout her course of study. Amador holds a bachelor's in international studies with a Spanish minor from the University of South Florida. She was a founding board member of the New Leaders Council Tampa Bay chapter, served as an Honorary Commander at MacDill Air Force Base, is a member of the Tampa Bay Area Committee on Foreign Relations, the Community Tampa Bay board of directors and USF's Women in Leadership and Philanthropy. She lives in Tampa with her husband, Jason, and son, Maddox.



DAVE HALLER / VICE PRESIDENT, COMMUNICATIONS

Dave Haller begins his 13th season with the Rays, his fourth year leading the communications department and second as vice president. In this role, he oversees the club's communications efforts, including its publications and player and media relations. He joined the Rays in November 2007 as a communications coordinator and three years later was promoted to director. Dave has worked eight postseasons in various media relations capacities. Before joining the Rays, he interned for the Indians, Padres and Triple-A Columbus Clippers. He currently serves on the board of directors at Covenant Academy in Pinellas Park. The Delaware, Ohio, native graduated from Taylor (Ind.) University with a bachelor's in business management. He and his wife, Chelsea, live in St. Petersburg with their sons, Simon and Jude.



BARRY NEWELL / VICE PRESIDENT, BUSINESS OPERATIONS & ANALYTICS

Barry Newell joined the Rays in 2017 and was promoted to vice president in 2020. In this role, he leads all business analytics efforts for the club and works collaboratively with each department to enhance its data-driven strategy. Additionally, he has been influential in the organization's overhaul of its technology strategy, touching internal systems and customer-facing platforms, with the overarching goal of improving the fan experience. In 2018, Newell was instrumental in the Rays purchase of the Tampa Bay Rowdies USL soccer franchise. Before joining the Rays, Newell attended the Kellogg School of Management at Northwestern University, where he earned his MBA focusing on marketing and managerial analytics. Prior to Kellogg, he worked as a M&A investment banker in New York City with a primary focus on media and telecommunications. A graduate of Princeton University, Newell was a letterman on the varsity football team and attended the same Dallas high school, St. Mark's School of Texas, as both team presidents, Matt Silverman and Brian Auld, graduating a decade later. He currently serves on the board of directors of the Tampa Bay Economic Development Corporation. He lives in Tampa with his partner, Kelly, and their two dogs, Jax and Nala.





JUAN RAMIREZ / VICE PRESIDENT, INFORMATION TECHNOLOGY

Juan Ramirez was named vice president of information technology in January 2015. Ramirez is responsible for the Rays technology strategies and operations. He manages the Rays information technology/audio and visual department and works across all segments of the organization to best utilize technology to improve the Rays digital infrastructure. Since his arrival in 2006, he has focused on maximizing network and application performance while relying on strong network infrastructure, centralized storage and virtualization. Ramirez has achieved his Cisco CCNP, Microsoft MCSE and VMWare VCP to retain

hands-on technical skills and develop new strategies as the information technology field evolves. Ramirez earned his bachelor's degree in computer information systems and retains many top information technology certifications. He and his wife, Nelly, reside in Tampa with their three children: Christian, Nelly and Kenya.



BRIAN RICHESON / VICE PRESIDENT, CORPORATE PARTNERSHIPS

Brian Richeson is entering his 14th season with the Rays and currently serves as vice president of corporate partnerships. In this role, he oversees the corporate partnership sales and service for both the Rays and Tampa Bay Rowdies and outreach to the business community, with a focus on developing fully integrated season-long relationships with local, regional and national companies. He joined the Rays in 2007 after eight years with the Diamondbacks as director of season ticket sales. He began his career with the Royals group sales department in 1998. Richeson earned his bachelor's degree from the University

of Missouri. He currently serves on the executive board of directors of Leadership Tampa Bay, board of directors of the Hillsborough Education Foundation and advisory board of Visit Tampa Bay, and is an Honorary Commander at MacDill Air Force Base. He and his wife, Nichole, reside in Tampa with their son, Brett.



JEFF TANZER / VICE PRESIDENT, TICKET SALES & SERVICE

Jeff Tanzer was named vice president of ticket sales and service in January 2018. In this role, Tanzer oversees all areas of ticket sales, service and retention including season tickets, group tickets, suite sales, ticket operations and ticket technology. Tanzer is entering his 15th season with the Rays. He joined the Rays in 2006 after working with the Atlanta Hawks and Atlanta Thrashers (2002-06) and Marlins (1998-2002) in a variety of ticket sales and sales management roles. He began his career in minor league baseball with the Lake Elsinore Storm in 1998. Tanzer earned his bachelor's degree in

mass communication/public relations from the University of South Florida and his master's degree in sports administration from St. Thomas University. He currently serves on the executive board of directors for the Boys and Girls Clubs of the Suncoast. He and his wife, Shannon, reside in St. Petersburg.



JENNIFER LYN TRAN VICE PRESIDENT, HUMAN RESOURCES & ORGANIZATIONAL ENGAGEMENT

Jenn Tran was named vice president of human resources and organizational engagement in January 2017. A native of south St. Petersburg, Tran joined the Rays organization in 1996 as a member of the finance and administration department. During her 23-year tenure with the Rays, she has served several areas of the organization. She presently oversees human resources and organizational engagement, with a focus on company culture, community initiatives and employee wellness. In 1994, prior to joining

the Rays, Tran worked for the City of St. Petersburg during its pursuit of a Major League Baseball franchise. Jenn earned her bachelor's degree in business management from Eckerd College. She currently maintains her senior certified professional designation from the Society for Human Resource Management. Jenn resides in Clearwater with her three dogs.





BILL WALSH / VICE PRESIDENT, STRATEGY & DEVELOPMENT

Bill Walsh was named vice president of strategy and development in January 2015. Since joining the Rays in 2007, Bill has led a number of business development efforts for the club, including capital projects management, digital and mobile strategy, market analysis, technology investment and business analytics. Prior to his work with the Rays, Bill served as vice president of real estate development for the New York City Economic Development Corporation during the Bloomberg administration, where he worked with developers and community groups on public-private partnership projects totaling over \$1 billion in private investment. Bill earned a master's degree from Columbia University in 2003, where he studied urban planning and development. He received a bachelor's degree from the University of Connecticut in 2001 and remains an avid fan of Huskies basketball. Bill serves on the Board of Governors of the St. Petersburg Area Chamber of Commerce and the ULI Tampa Bay Leaders Council, and was named Big Brother of the Year in 2012 through his volunteer activities with Big Brothers Big Sisters of Pinellas County. He and his wife, Audra, live in St. Petersburg with their three children: Teddy, Clara and Jacqueline.



ERIC WEISBERG / VICE PRESIDENT, MARKETING & CREATIVE SERVICES

Eric Weisberg was named vice president of marketing and creative services in January 2018. Weisberg joined the Rays in 2008 as manager of customer service. He was instrumental in creating a fun, positive service culture that emphasized fan engagement. After nine years on the fan experience side, Weisberg was tabbed to restructure and help lead the marketing and creative services team. In his current role, he oversees advertising, promotions, events, digital marketing, fan experience and all creative services for the team. Prior to the Rays, Eric was the assistant director of guest services for the Kansas City Zoo and spent nearly 12 years in broadcast marketing roles for the Radio Disney Network and Walt Disney Parks and Attractions. He earned his bachelor's degree in radio, television and film from the University of Maryland. Eric and his wife, Mindy, reside in Riverview with their two girls, Abby and Julia.



BILL WIENER JR. VICE PRESIDENT, EMPLOYEE & COMMUNITY DEVELOPMENT

Bill Wiener Jr. was named vice president of employee and community development in January 2015. He joined the Rays organization in 1996 as a member of the administration department, and throughout his tenure with the Rays has gained experience in many facets of the business. Wiener presently oversees employee and community development, including business services, purchasing, risk management, worker's compensation and human resources. Prior to joining the Rays, Wiener worked for the law firm retained by the Tampa Bay ownership group to acquire a Major League Baseball franchise. Wiener earned his bachelor's degree in pre-law and criminal studies from the University of South Florida. He and his wife, Elena, reside in Clearwater with their daughters, Kaitlyn and Brenna.

DID YOU KNOW?

COMMUNITY LEADERS

Entering the 2020 season, the Rays front office staff has representatives on a total of 52 charitable advisory/foundation boards in the Tampa Bay area. Those organizations are focused on issues involving education, arts and culture, health/wellness, economic development, education, social responsibility, sports/recreation and tourism.



RAYS BALLPARK EFFORTS



RIGHT: Rays Principal Owner Stuart Sternberg and team presidents Matt Silverman (left) and Brian Auld (right) announced plans to explore a “Sister City” relationship with Montreal at a press conference in the Dali Museum in St. Petersburg on June 25, 2019.

WILL VRAGOVIC / TAMPA BAY RAYS



WITH MLB'S PRELIMINARY APPROVAL, IN JUNE 2019 THE RAYS ANNOUNCED AN INNOVATIVE PLAN TO BUILD NEW HOME BALLPARKS IN BOTH TAMPA BAY AND MONTREAL AND DIVIDE ITS HOME GAMES ACROSS BOTH GEOGRAPHIES.

Since assuming ownership of the team in 2005, it has been Stuart Sternberg's priority to build a new ballpark and secure the team's future in Tampa Bay. In 2007, the team proposed a 35,000-seat ballpark at historic Al Lang Field in St. Petersburg; however, there was an absence of political and corporate support for the plan. Most recently, the organization attempted to build a 31,000-seat fixed-roof ballpark in Tampa's Ybor City neighborhood. That pursuit ended in December 2018 after again failing to secure the necessary public and corporate support for the ballpark.

The “Sister City” or “Shared Season” plan proposed by the Rays in June 2019 would divide its home games across Tampa Bay and Montreal. It would have the team spend spring training and the first portion of its home season in Tampa Bay, then play its remaining home games in Montreal (although no official scheduling parameters have been set). The Rays would play home games in

each city during its best weather months, and it would allow for both new venues to be intimate, open air ballparks.

Both Tampa Bay and Montreal have deep histories with Major League Baseball, and this concept offers each the opportunity to secure it permanently. Both would enjoy the best of what baseball can provide a hometown, and together they would fuel the team and improve its competitive prospects. Both markets would also benefit from the tourism, business and cultural connections that would develop between Tampa Bay and Montreal.

Many of the finer points of the concept still need to be worked out, including the future name of the team and how postseason games would be shared among the two markets. The Rays are currently exploring the feasibility of this Sister City concept. Its Tropicana Field lease with the City of St. Petersburg expires after the 2027 season.



BASEBALL OPERATIONS



ERIK NEANDER

SENIOR VICE PRESIDENT, BASEBALL OPERATIONS & GENERAL MANAGER

Erik Neander (nee-ANN-der) enters his fourth season as senior vice president of baseball operations and general manager, and his third season as the club's top-ranking baseball official. He was named to his current post on Nov 4, 2016, and one year later Matt Silverman shifted to team president after a three-year stretch as president of baseball operations.

As the leader of the baseball operations department, Erik directly oversees all of its functions, including player evaluation and procurement, player development, medical training and research and development. While facing low-revenue challenges in the powerhouse AL East, Erik and his staff have constructed teams that improved their win totals from 68 to 80 to 90 to 96 victories over the past three seasons. In 2019, the Rays made their first postseason appearance since 2013 while their win total fell one shy of the club record set in 2008.

As a result of the club's accomplishments in 2019, Neander was selected by his peers as baseball's top executive. He became the second recipient of Major League Baseball's Executive of the Year Award, following Oakland's Billy Beane (2018), and earned a similar honor as *Sporting News* Executive of the Year. In December, the Rays were honored as *Baseball America's* 2019 Organization of the Year.

"Rays execs ... [know] they operate on the thinnest of margins," wrote *The Athletic's* Ken Rosenthal in April 2019. "Others in the industry can't help but notice, however. Baseball's little engine that could is turning into a runaway train."

Much of that optimism is rooted in the Rays player development system. The Rays enter 2020 ranked by *Baseball America* as the No. 1 farm system in the game—the fifth straight season they have improved their standing, after a No. 2 ranking entering 2019. Entering both 2019 and 2020, they placed more prospects than any other team in the publication's Top 100 list—with nine in 2019, and eight in 2020. Six of those eight prospects were acquired by Erik's staff, including international signing Wander Franco (No. 1 overall), draft picks Brendan McKay (No. 14), Shane McClellan (No. 83) and Joe Ryan (No. 98) and trade acquisitions Shane Baz (No. 71) and Xavier Edwards (No. 85).

In just over three years as general manager, he and his staff have engineered 51 major league trades involving a total of 132 players, including a club-record 20 trades in 2018. Of the 40-man roster, 25 players have been acquired since he was appointed GM (and 22 via trade). Among these players are trade acquisitions Randy Arozarena, Nick Anderson, Ji-Man Choi, Yandy Diaz, Tyler Glasnow, Manuel Margot, José Martínez, Austin Meadows, Hunter Renfroe and Ryan Yarbrough and free agents Charlie Morton and Yoshi Tsutsugo. Their 2019 ALDS roster included 18 players acquired on Erik's watch, 15 of them via trade.

Neander, who turns 37 in May, begins his 14th season in the Rays organization. Much of his past experience focused on player personnel, departmental administration, research and development, the amateur draft and major league operations. He joined the Rays in January 2007 as a baseball operations intern and was hired full-time in October 2007. He was later promoted to manager, baseball research and development in 2009, director of baseball operations prior to the 2012 season and vice president of baseball operations in October 2014.

Prior to joining the Rays, Erik worked for Baseball Info Solutions. The Oneonta, N.Y. native graduated from Virginia Tech with a bachelor's of science in food, nutrition and exercise. He and his wife, Jessica, reside in Tampa with their sons, Penn and Corbin; daughter, Eden; and their rescue animals.





PETER BENDIX / VICE PRESIDENT, BASEBALL DEVELOPMENT

Peter Bendix was promoted to vice president of baseball development in October 2019 and begins his 12th season with the Rays. In this role, Peter assists in all aspects of baseball operations, including player evaluation, roster management, long-term thinking and helping to oversee the day-to-day functions of the department. He spent the past four seasons as director of baseball development, serving as a liaison for baseball research and development to all other aspects of the organization, with a primary focus on the major league club. He first joined the Rays as an intern in January 2009, and was

later promoted to assistant of baseball operations and coordinator of baseball research and development. Peter played baseball and tennis while growing up outside of Cleveland, and claims to be an excellent ping-pong player. He earned a degree in American studies from Tufts University and wrote for several publications before joining the Rays. He and his wife, Lauren, live in St. Petersburg.



CARLOS RODRIGUEZ VICE PRESIDENT, PLAYER DEVELOPMENT & INTERNATIONAL SCOUTING

Carlos Rodriguez enters his ninth season with the Rays and his first as vice president of player development and international scouting. In his new role, he oversees the player development system as well as player acquisition outside the U.S. and Canada. Previously, he spent the past five seasons as director, international scouting (2015-19); two years as director, Latin American scouting (2013-14); and one year as a professional and international scout (2012). During this time, he played a key role in scouting and

signing José Alvarado, Vidal Brujan, Diego Castillo, Yonny Chirinos, Wander Franco, Moisés Gómez, Ronaldo Hernández and Jesús Sánchez, among others. Carlos came to the Rays after four seasons with the Blue Jays as an area scout. In 2009, he signed Yan Gomes from Barry University, the first Brazilian-born player to reach the major leagues. Rodriguez also spent a season as an intern for the Brewers. A native of Puerto Rico, Rodriguez served as a player and assistant coach at the University of North Florida. He graduated in 2004 with a degree in business, double majoring in international business and economics. He and his wife, Omayra, reside in Tampa with their daughter, Eva Marie.

DID YOU KNOW?

RAY'S ALL-TIME POSTSEASON LEADERS

Batting Avg. (min. 30 AB)

.325 Willy Aybar

Home Runs

9 Evan Longoria

RBI

21 Evan Longoria

Hits

27 B.J. Upton

Stolen Bases

9 B.J. Upton

ERA (min. 10 IP)

0.90 Charlie Morton

Innings Pitched

34.1 James Shields

Wins

2 Matt Garza
Charlie Morton
James Shields
Andy Sonnanstine

Strikeouts

30 David Price

Saves

1 4 tied





BOBBY HECK / SPECIAL ASSISTANT TO THE GENERAL MANAGER

Bobby Heck was named special assistant to the general manager in January 2018 and enters his eighth season in the Rays organization. He joined the Rays as a special assignment scout prior to the 2013 season, and was promoted to special assistant, baseball operations in the summer of 2015. Previously, Bobby served six years as the assistant general manager and scouting director for the Astros, during which time the Astros drafted Jason Castro, Carlos Correa, Delino DeShields Jr., Mike Foltyniewicz, Dallas Keuchel, J.D. Martinez, George Springer and many other major leaguers. He also spent a combined 12 years scouting for the Rangers and Brewers. Bobby graduated from Florida International University, and earned a master's degree in sports management from St. Thomas (Fla.) University. A former minor league catcher in the Athletics system, he now resides in Winter Garden, Fla., with his wife, Nicole. Their daughter, Jordyn Reed, is a sportscaster for the ABC affiliate in Rochester, Minn.



R.J. HARRISON / SENIOR ADVISOR, SCOUTING/BASEBALL OPERATIONS

R.J. Harrison was one of the first hires by the Rays organization when he joined the club in September 1995. He served as director of scouting from 2005-15 after one year as assistant director of scouting. Harrison previously served the club as western U.S. cross-checker, national crosschecker and national scouting coordinator. This January, he was honored as a Legend of Scouting by the Professional Baseball Scouts Foundation. Prior to joining the Rays, Harrison spent five seasons as an area scout for the Mets and eight seasons as a manager or coach in the Mariners and Giants organizations. He was drafted as a catcher by the St. Louis Cardinals in 1975 and was a member of the Florida State League champion St. Petersburg Cardinals that season. He converted to pitcher the following year and played six more seasons in the Cardinals and Mariners systems before moving to the dugout. Harrison is a graduate of Arizona State University and played in two College World Series. He and his wife of 41 years, Jane, have two daughters, Lauren and Anna. They reside in Phoenix, Ariz.



MITCH LUKEVICS SENIOR ADVISOR, PLAYER DEVELOPMENT/BASEBALL OPERATIONS

Mitch Lukevics begins his 46th season in pro ball, 25th with the Rays organization and first in his new role as senior advisor, player development/baseball operations. From 2006-19, he served as director of minor league operations. Lukevics joined the Rays in November 1995, serving as pitching coach for the Gulf Coast League team for one year before he was named assistant to player development and scouting in 1997. In 2012, Minor League Baseball presented Mitch with the prestigious Sheldon "Chief" Bender Award, presented to a baseball executive with distinguished service who has been instrumental in player development. In 2016, he was inducted into the Florida State League Hall of Fame. The 1975 White Sox second-round pick worked in the Chicago farm system as a pitching coach (1981-85) and minor league administrator (1986-88) before directing the Yankees minor league operations from 1989-95. As a pitcher, Lukevics was 24-5 at Penn State, where he earned a degree in health and physical education. As a freshman in 1973, he hurled 8.1 innings in a 3-1 loss to Arizona State in the Nittany Lions' College World Series opener. He went 42-39 in 176 games over six seasons with White Sox affiliates. Lukevics has been a member of the board of trustees for the National Association of Professional Baseball Leagues since 2008. Mitch is the father of two children, Matt and Megan, and the grandfather of four: Matt Jr., Billy IV, Audrey and Saddle. He and his wife, Frances, were married in July 2014.





KEVIN IBACH / SENIOR DIRECTOR, PRO PERSONNEL & PRO SCOUTING

Kevin Ibach was named senior director of pro personnel and pro scouting in January 2020 and begins his eighth season with the Rays. He was named director of pro scouting in November 2015 after previously serving as a pro scout with the Rays since 2012. He supervises the Rays major league and professional scouting departments, managing the flow of information between scouts and the baseball operations department. Ibach is entering his 20th season in professional baseball. Before joining the Rays, he spent five years with the Marlins as a Midwest area scout, and seven years as a baseball operations coordinator

with the Orioles. Ibach graduated from La Salle University, where he majored in communication and played shortstop. He then signed a contract with the Schaumburg Flyers of the independent Northern League. Kevin and his wife, Laurie, reside in Geneva, Ill., with their three daughters: Adalyn, Kinley and Harper.



ROB METZLER / SENIOR DIRECTOR, AMATEUR SCOUTING

Rob Metzler was promoted to senior director of amateur scouting in January 2020 and begins his 13th season with the Rays. Following the 2015 June Draft, he was promoted to director of amateur scouting after spending four seasons as the department's assistant director. He has been with the Rays since 2008, also serving as an intern in baseball operations and assistant in scouting and player development. In his current role, he is responsible for all day-to-day scouting activities within the U.S., Canada and Puerto Rico in preparation for the draft. Prior to joining the Rays, Metzler interned for the Red Sox,

Baseball Info Solutions and the Brewster Whitecaps of the Cape Cod Baseball League. He also served as an assistant coach at Roger Williams University. The West Hartford, Conn., native earned a physics degree from Bowdoin College, where he also played baseball, and a master's dual-degree from University of Massachusetts-Amherst. He and his wife, Lindsey, reside in St. Petersburg and are expecting a baby girl this spring.



WILL COUSINS / DIRECTOR, BASEBALL RESEARCH & DEVELOPMENT

Will Cousins enters his second season as director, baseball research and development and his sixth season with the Rays. He joined the Rays in June 2015 as an analyst in research and development and was promoted to senior data scientist in November 2017. Prior to joining the Rays, he spent three years researching ocean waves at Massachusetts Institute of Technology. Cousins, a native of Columbia, S.C., earned a degree in mathematics from Pepperdine University and a Ph.D. in applied math from North Carolina State University. He and his wife, Katelyn, live in St. Petersburg with

their daughter, Margot, and are expecting another daughter in May.



CHANDA LAWDERMILK DIRECTOR, STAFF DEVELOPMENT & RECRUITING

Chanda Lawdermilk enters her third season as director of staff development and recruiting, guiding the Rays baseball operations department in its employee engagement, development and recruitment efforts. This will be her 14th season in Major League Baseball, after previously working for a private recruiting firm in the oil and gas industry. A longtime advocate for women's professional development, she currently serves on the board of WISE (Women in Sports and Events) Tampa Bay. The Texas A&M

University graduate resides in St. Petersburg with her husband, Jeff.





JEFF McLERRAN / DIRECTOR, MINOR LEAGUE OPERATIONS

Jeff McLerran was promoted to director of minor league operations in September 2019 and enters his 10th season with the Rays. In this role, he leads the day-to-day operations of the Rays minor league system. He joined the Rays minor league operations department in 2011 and was promoted to assistant director in 2015, working alongside longtime Rays farm director Mitch Lukevics. A native of Leawood, Kan., McLerran graduated from the University of North Carolina with a bachelor's in business administration. He and his wife, Meredith, live in Tampa with their daughters, Rylan and Myles.



STEVE MILLER / DIRECTOR, INTERNATIONAL SCOUTING

Steve Miller was promoted to director of international scouting in September 2019, and oversees scouting activities and personnel outside the U.S. and Canada. He enters his seventh season with the Rays, after spending the past six as international crosschecker. Prior to joining the Rays, he spent seven years scouting for the Blue Jays, as an area scout from 2006-10 and a regional crosschecker from 2011-13. Miller earned a degree in business administration from Huntingdon (Ala.) College and earned his master's from Wichita State University. He spent 13 years as a college baseball coach before moving into the professional ranks. Steve resides in Chicago with his wife, Salina, and their sons, Connor and Royce.



JOSEPH MYERS / DIRECTOR, BASEBALL PERFORMANCE SCIENCE

Joseph Myers, PhD, ATC joined the Rays in January 2016 as director of baseball performance science. In this role, he works to advance the use of science and technology within the baseball operations department. Myers came to the Rays from the University of North Carolina at Chapel Hill, where he spent nine years as a professor of exercise and sports science, and an adjunct professor of orthopaedics. He received a bachelor's in athletic training from West Chester (Pa.) University, a master's in sports medicine from UNC and a Ph.D. in sports medicine from the University of Pittsburgh. He also directed the Human Movement Science Doctoral Program while at UNC. Joe and his family reside in St. Petersburg.



BRIAN PLEXICO / DIRECTOR, BASEBALL SYSTEMS

Brian Plexico was promoted to director of baseball systems in December 2015. In this role, he is responsible for software applications for scouting, statistics and player analysis. He joined the Rays in April 2006 as a software programmer, and was promoted to architect of baseball systems before assuming his current position. Before joining the Rays, Plexico spent several years as a software developer for various companies, most recently a defense contractor in Charleston, S.C. He earned a degree in physical education with an emphasis in sports medicine from the College of Charleston. Brian lives in St. Petersburg, and has three daughters: Maicie, Hollis and Laurel.





SANDY STERNBERG / DIRECTOR, DEVELOPMENT STRATEGY

Sandy Sternberg was named the Rays director, baseball development strategy in January 2019. In this role, he serves as an intermediary from baseball operations and other departments, working to communicate with various organizational stakeholders about new and evolving initiatives. Previously, he worked in strategy and development with Melanie Lenz and Bill Walsh to enhance the ballpark experience and evaluate long-term projects. He also worked as an analyst for Edge Principal Advisors, a real estate investment firm in New York, and Paramount Pictures in Los Angeles. Sandy

earned his bachelor's in public policy studies from Vanderbilt University and his MBA from Columbia Business School. A native of New York, he now resides in Tampa.



PATRICK WALTERS / DIRECTOR, INTERNATIONAL OPERATIONS

Patrick Walters, who begins his 11th season with the Rays, was promoted to director of international operations in September 2019. In this role, he oversees operations and staff at the Latin American academies. Walters joined the Rays as a baseball operations intern in 2010 and has served a variety of international and player development roles since then, including the past two years as assistant director of international operations. The Montgomery, Ala. native earned his bachelor's and master's degrees from the University of Alabama. While attending college, he served as a volunteer student

athletic trainer for the football team and interned for the Double-A Montgomery Biscuits.



CHRIS WESTMORELAND / DIRECTOR, TEAM TRAVEL & LOGISTICS

Chris Westmoreland is entering his 23rd season with the Rays organization and seventh as the Rays director of team travel and logistics. "Westy" was promoted to major league equipment and home clubhouse manager in 2003 after six years as minor league equipment manager. He was named the 2013 Equipment Manager of the Year by Major League Baseball. In November 2011, he served as equipment manager for a team of MLB All-Stars that traveled to Taiwan. In 2007, Chris was named Rays co-Employee of the Year. He served as president of the Major League Baseball Clubhouse Managers

Association from 2007-08. Prior to joining the Rays, Westy spent two seasons as minor league equipment manager for the Expos and two seasons as clubhouse manager for the Double-A Knoxville Smokies of the Blue Jays organization. He also spent a spring as a clubhouse assistant for the Rangers as well as the MLB All-Star Game at Rangers Ballpark in Arlington. Westy attended Santa Fe Community College in Gainesville and the University of Tennessee. He resides in St. Petersburg and has two daughters, Sierra and Brooklin.

DID YOU KNOW?

TOP-RANKING BASEBALL EXECUTIVES

The Rays have had four top-ranking baseball executives in franchise history.

Chuck LaMar , Senior VP, Baseball Operations & General Manager	7/19/95-10/6/05
Andrew Friedman , Executive VP, Baseball Operations	11/3/05-10/14/14
Matt Silverman , President, Baseball Operations	10/14/14-11/1/17
Erik Neander , Senior VP, Baseball Operations & General Manager	11/1/17-Current



WAYS IN THE COMMUNITY



WAYS BASEBALL FOUNDATION

Official Charity of the Tampa Bay Rays



THE TAMPA BAY RAYS ARE COMMITTED TO BEING A STRONG COMMUNITY PARTNER AND ENERGIZING OUR COMMUNITY THROUGH THE MAGIC OF RAYS BASEBALL.

The Rays Baseball Foundation, a 501(c)(3) organization and the official charity of the Rays, is dedicated to improving the lives of those in need within our community, focusing primarily on education, youth development, wellness and social responsibility. Key contributors to the foundation include Rays owners, players, corporate partners, fans and employees.

PROGRAMS

HOME RUN CLUB

In 2010, the Big Game James Club was started by James and Ryane Shields. The club, later to be named the Home Run Club in 2013, consists of a donated suite for foster children and their families. Even though founders James and Ryane Shields are no longer members of the Rays organization, their legacy of advocating for children in foster care lives on. The club continues to offer a sense of stability and belonging to hundreds of foster children. Each season, over 500 foster children have become club members. Two participating organizations have hosted events resulting in numerous adoptions for local foster children.

In 2020, the Rays will be celebrating the 10th "birthday" of the Home Run Club, with a number of exciting events planned over the summer.

WAYS JERSEY PROGRAM

Since 2014, the Rays Jersey Program, presented by Suncoast Credit Union and the Rays, has outfitted more than 70,000 Tampa Bay area tee-ball players and coaches with Fanatics jerseys and caps. The program covers more than 80 different leagues in nine area counties and has saved the leagues more than \$1 million in equipment costs. As a result of these savings, officials from some of the participating leagues have noted that they now have the ability to pass these savings along to participant families. They have also been able to repair their scoreboards, provide upgrades to dugouts, add fencing for fields, purchase additional equipment and grounds crew supplies and repair concession

stands and other areas of their facilities. As part of the overall program, the Rays host instructional clinics for their players and coaches in partnership with the Positive Coaching Alliance. PCA provides tips to coaches and parents on how to provide a positive, character-building youth sports experience to their teams.

READING WITH THE RAYS

Since 2006, the Rays Baseball Foundation has teamed up with Suncoast Credit Union for the summer reading program Reading with the Rays—Read Your Way to the Ballpark. Reading with the Rays encourages kids to avoid summer reading loss by participating in a fun and interactive reading program over the summer months. More than 300,000 Tampa Bay area students from nine surrounding counties have participated since its inception. Participating libraries track a child's progress and award prizes for reaching certain goals, including free tickets to a Rays game. The program is made possible through a partnership with Suncoast Credit Union, *Tampa Bay Times* Newspaper in Education, the Rays and public library systems in Charlotte, Citrus, Hernando, Hillsborough, Manatee, Pasco, Pinellas, Polk and Sarasota counties.

SOUTH ST. PETERSBURG NEIGHBORHOOD INITIATIVE

The Rays launched the South St. Petersburg Neighborhood Initiative in response to the tragic 2009 shooting death of 8-year-old Paris Whitehead in South St. Petersburg, an underserved community that borders Tropicana Field.



This program benefits the following organizations and initiatives:

- ♦ Academy Prep Center of St. Petersburg
- ♦ Boys & Girls Clubs of the Suncoast
- ♦ Burg Baseball
- ♦ Campbell Park Elementary
 - Field Days
 - Food Pantry
 - Great American Teach In
 - Mentoring
 - Rays Room
- ♦ Feeding Tampa Bay Mobile Pantry
- ♦ Field Renovations

TEAM SMILE

Since 2018, the Rays have partnered with Team Smile, an advocacy group that partners dental professionals with professional athletic organizations to provide life-changing dental care to underserved children in their communities. Over the past two years, the Rays have hosted more than 400 children from the Boys & Girls Clubs of the Suncoast and local foster care groups for a free dental day at Tropicana Field. The children received dental work completely free of charge, including X-rays, screening and educational material on how to protect their teeth. The value of care provided totaled almost \$170,000. Additionally, Raymond and DJ Kitty were on hand to greet the kids, along with the Ray Team, face painters, balloon artists and Rays baseball camp coaches.

SCHOLARSHIPS

Since 2008, the Rays Baseball Foundation has teamed up with local partners to provide more than \$1 million in college scholarships to students participating in the Take Stock in Children program in Hillsborough, Manatee, Pasco, Pinellas and Sarasota counties. The foundation also funds the Academy Prep Centers for Education Scholarships in Tampa, St. Petersburg and Lakeland, the St. Petersburg College Foundation First Generation Scholars, Barry Jones Memorial Scholarship and the Don Zimmer Memorial Scholarship.

GRANTS

COMMUNITY FUND GRANT PROGRAM

The Rays Community Fund Grant Program provides assistance to local nonprofits in the Tampa Bay region. These grants help enhance and support current programs offered by community-based nonprofit organizations. The foundation

has invested more than \$1.7 million in over 300 local nonprofits through this program.

COMMUNITY PARTNERSHIP PROGRAM

The Rays Baseball Foundation is proud to maintain long-standing partnerships with key community organizations throughout Tampa Bay. The foundation provides grants each year to established community partners in support of existing programs that serve our region.

- ♦ A Kid's Place
- ♦ Academy Prep Centers of Tampa, St. Petersburg & Lakeland
- ♦ ALS Association Florida Chapter
- ♦ American Heart Association
- ♦ Autism Speaks
- ♦ Baycare Health Systems
- ♦ Big Brothers Big Sisters of Tampa Bay
- ♦ Boys & Girls Clubs of the Suncoast
- ♦ Buddy Baseball
- ♦ Burg Baseball
- ♦ CASA (Community Action Stops Abuse) St. Petersburg
- ♦ CDC of Tampa
- ♦ Crohn's & Colitis Foundation
- ♦ City of St. Petersburg Parks & Recreation
- ♦ City of Tampa Parks & Recreation
- ♦ Clearwater for Youth
- ♦ Community Tampa Bay
- ♦ Crisis Center of Tampa Bay
- ♦ Eckerd Connects
- ♦ Family Resources
- ♦ Feeding Tampa Bay
- ♦ Florida Holocaust Museum
- ♦ Frameworks
- ♦ Friends of Joshua House
- ♦ Friends of the Children
- ♦ Great Explorations
- ♦ Guardian ad Litem
- ♦ Heart Gallery of Pinellas & Pasco
- ♦ Heart Gallery of Tampa
- ♦ Hillsborough Education Foundation
- ♦ Junior Achievement of Tampa Bay
- ♦ Manatee Education Foundation
- ♦ Metropolitan Ministries
- ♦ Miracle League of Pinellas County



- Pasco Education Foundation
- Pinellas Education Foundation
- Positive Coaching Alliance - Tampa Bay
- Poynter Institute Write Field Program
- Rays RBI Tampa
- Ready for Life
- Ronald McDonald House Charities of Tampa Bay
- Starting Right, Now
- St. Petersburg College
- Take Stock in Children Manatee
- Take Stock in Children Sarasota
- Tampa Bay Watch
- Tampa Metropolitan Area YMCA
- Team Smile
- YMCA of Greater St. Petersburg
- YMCA of the Suncoast
- Youth & Family Alternatives

RAYS IN THE COMMUNITY

EMPLOYEE COMMUNITY OUTREACH TEAM (ECOT)

The Rays Employee Community Outreach Team (ECOT) was established in 2008 to provide invaluable volunteer hours to community service agencies that enhance or improve the quality of life in the communities they serve. Service projects are chosen from ideas suggested by an employee-led committee. Volunteering not only benefits the community, but also Rays employees, by allowing them to give back in a meaningful way through the course of their normal work day. In total, Rays employees have logged more than 38,500 volunteer hours to support nonprofits in the Tampa Bay region.

DOMINICAN REPUBLIC BACK-TO-SCHOOL EVENT

On Aug 19, 2019, the Rays delivered school supplies, backpacks, uniforms, hygiene products, sports equipment and Rays giveaway items to the students at Escuela Basica Patria Mirabal, a primary school adjacent to the Rays Academy in Guerra, Dominican Republic. On the first day of school, each student received their very own backpack full of the aforementioned items, a special lunch catered by the executive chef from the Rays Academy and finished the day with an ice cream party. The afternoon included a baseball game, dancing and a number of other games alongside the community engagement department and Rays

Academy staff. The Rays provided teachers with a stock of supplies to use throughout the school year.

Additionally, the Rays hired a local contractor to make significant improvements to the school's infrastructure, including the addition of running water. The installation of a well and a functional sink made the school eligible for a government-funded hot lunch program. The improvements also included painting both the interior and exterior of the buildings, installing brand new restroom facilities, laying the foundation for a basketball court and providing the necessary playing equipment.

Over 200 locals attended the event, and more than 100 children were readied for the upcoming school year.

IN-KIND DONATIONS

Each year, the Rays donate thousands of tickets, suites, experiences and autographed memorabilia to assist organizations in our nine neighboring counties to raise funds for their respective causes.

PLAY BALL

The goal of Rays Play Ball is to celebrate youth baseball and softball while simultaneously encouraging participation in all forms of the game. The Rays do this through support of Rays RBI Tampa and Burg Baseball, the Rays Jersey Program, field renovations and many Play Ball events, like Play Ball Day and Play Ball Weekend.

On July 27, 2019, the Rays hosted the first-ever Baseball Magic Clinic. Almost 100 children from Buddy Baseball and the Miracle League of Pinellas County had the opportunity to experience the magic of Rays baseball at Tropicana Field, alongside their buddies, parents, coaches and chaperones. The Buddy Baseball and Miracle League players completed various stations, receiving instruction on hitting, pitching and fielding, in addition to playing a few innings on the infield and visiting the Ray Tank. Positive Coaching Alliance - Tampa Bay provided parents and players with guidance on life skills and character development, learned through sports. The 2020 Rays Baseball Magic Clinic is scheduled on June 6 for MLB's Play Ball Weekend.

The Baseball Magic Clinic has inspired a new initiative for 2020 called Baseball Magic Mondays. Every month, the Rays will host a child from Buddy Baseball, the Miracle League or local Challenger Leagues for a special day with the Rays.

PLAYER & RAYS WIVES PROGRAMS

TUESDAY'S CHAMPION

Before every Tuesday home game at Tropicana Field, the Rays host a child from the Make-A-



Wish Foundation or Children's Dream Fund at the ballpark as a part of a special program called "Tuesday's Champion." The kids, accompanied by their families, are invited to participate in a VIP experience which includes being on the field during batting practice, where they can meet and interact with Rays players and coaches. They are then treated to dinner in the Rays Club before taking the field and throwing out the ceremonial first pitch. Along with these experiences, they are also given a personalized jersey and a bat to commemorate the experience. The children selected for the program are battling life-threatening illnesses and occasionally come straight from the hospital for this special experience.



WILL VRAGOVIC / TAMPA BAY RAYS

KIERMAIER'S KIDS

In 2019, with a \$25,000 donation to the Children's Dream Fund, Kevin Kiermaier and his wife, Marisa, fulfilled the dreams of six children—"Kiermaier's Kids"—who are living with life-threatening illnesses. The Kiermaier's Kids' dreams included meeting Mickey Mouse, visiting Disney World to meet the princesses, setting sail on a Disney cruise, attending a Queen concert, a full car makeover and a new, fully equipped tool shed.

LOWE'S HOME RUNS FOR HOPE

For every home run Rays infielder Brandon Lowe hits, he and his wife, Madison, will donate \$100 to the Crisis Center of Tampa Bay. The Rays Baseball Foundation will also contribute \$100 per home run in support of Lowe's "Home Runs for Hope" campaign. The Crisis Center of Tampa Bay provides a range of services to ensure that no one in the community has to face a crisis alone. It is open 24 hours a day, 365 days a year as the community gateway to help. People who are struggling with a variety of crisis situations including sexual assault or abuse, domestic violence, financial distress,

substance abuse, medical emergency, suicidal thoughts and other emotional or situational problems can connect to hope and healing.

LOWE'S LEGENDS

As part of the Lowe's Legends program, Brandon and Madison Lowe host local youth baseball and softball teams for batting practice and provide them tickets to the games. During batting practice, the teams have the opportunity to meet Brandon and Madison and learn about their experiences through baseball and softball. In addition, the Lowes will host a baseball and softball clinic at Tropicana Field.

HOSPITAL VISITS

The Rays proudly partner with Moffitt Cancer Center and local hospitals to bring players, coaches and mascots several times throughout the season to raise the spirits of patients and their families.

MINOR LEAGUE ERIK WALKER AWARD

The Erik Walker Community Champion Award annually recognizes Rays minor league players who exemplify teamwork, sportsmanship and community involvement—attributes exhibited by Rays minor league pitcher Erik Walker, who died tragically in October 2006. Each player chooses a nonprofit organization to receive a donation from the Rays Baseball Foundation.

ROBERTO CLEMENTE AWARD

Each season, the Rays nominate a player for the Roberto Clemente Award. The Roberto Clemente Award is the annual recognition of a player from each major league club who best represents the game of baseball through extraordinary character, community involvement, philanthropy and positive contributions, both on and off the field. In 2019, the Rays nominated Kevin Kiermaier for this prestigious award. Past nominees have included Mallex Smith, Evan Longoria, Chris Archer, David Price and James Shields.

RAYS WIVES

Throughout the baseball season, the Rays Wives plan and participate in various community events benefiting organizations of their choice. In 2019, the Rays Wives' events benefited the A21 Campaign, Children's Dream Fund, Community Cooperative, Feeding Tampa Bay, Home Run Club, Johns Hopkins All Children's Hospital, Pet Pal Animal Shelter, Ronald McDonald House Charities of Tampa Bay and Starting Right, Now.

For the latest Rays in the Community news, please visit raysbaseball.com/community or follow @RaysCommunity on Twitter.





COACHES & STAFF



Manager Kevin Cash, entering his sixth season piloting the Rays, is the 3rd-longest tenured manager with his current team behind Bob Melvin (Athletics) and Terry Francona (Indians). Three other current managers are former members of his coaching staff: Derek Shelton (Pirates), Charlie Montoyo (Blue Jays) and Rocco Baldelli (Twins). In 2019, for a second straight season, Cash finished 3rd in the BBWAA's AL Manager of the Year voting—this time behind Baldelli and Aaron Boone (Yankees).

BOB LEVEY / GETTY IMAGES; KEVIN SABITUS / TAMPA BAY RAYS

16

MANAGER

KEVIN CASH

Kevin Forrest Cash



OPENING DAY AGE **42**

POSITION PLAYED **Catcher**

BORN **12/6/77 in Tampa, FL**

RESIDES **St. Petersburg, FL**

TENURE **This is his 21st season in professional baseball, 18th at the major league level, sixth as a major league manager.**

X-RAY REPORT

- Kevin and his family volunteer at Johns Hopkins All Children's Hospital in St. Petersburg...13-year-old Camden, the oldest daughter of Kevin and his wife, Emily, had open-heart surgery at the same hospital in 2007, when she was only 17 months old...she serves as a youth spokesperson for the American Heart Association...the couple has two other children: daughter Ella (12) and son J.D. (7).
- Kevin is the only current major league manager to have played in the Little League World Series and one of five to play in the College World Series (Florida State), joining CHC David Ross (Florida, 1998; Auburn, 1997), CLE Terry Francona (Arizona, 1980), OAK Bob Melvin (Cal, 1980) and DET Ron Gardenhire (Texas, 1979).
- Grew up in Tampa and was a member of the Tampa Northside Little League team that advanced to the 1989 Little League World Series in Williamsport, Pa. ...he was one of three 11-year-olds on a team of 12-year-olds...Kevin's Northside team was later invited to play in the first "game" ever played at Tropicana Field (then the Florida Suncoast Dome)...the youngsters played a Wiffle ball contest as part of the dome's opening ceremonies in February 1990...his father, Mike, was an original Rays season ticket holder.

MANAGING & COACHING CAREER

- Under Cash's direction, the 2019 Rays clinched a postseason berth for the first time since 2013...it was his first postseason as a manager...steered them to a 96-66 record, tied for 2nd in club history...it was their second consecutive season of 90-plus wins...over the past four seasons, the Rays have improved from 68 wins to 80 to 90 to 96.
- Used a club-record 57 players, tied with the 2015 Rangers for 2nd-most in baseball history

for a postseason club, behind the 2018 Braves (58)...used a club-record 33 pitchers and made 603 pitching changes...survived 30 injured list stints by 24 different players...only three players remained on the active roster for the entirety of the season: Charlie Morton, Tommy Pham and Willy Adames.

- At age 41, was the youngest AL East manager to lead his team to the postseason since 1995, when NYY Buck Showalter (age 39) and BOS Kevin Kennedy (age 41) both did it...was the 3rd-youngest manager/head coach among the three major franchises in Tampa Bay sports history to reach the postseason...Buccaneers head coach Jon Gruden won Super Bowl XXXVIII (2002-03) at age 39, and Lightning head coach Guy Boucher advanced to the 2011 NHL Eastern Conference Finals at age 39...he was also the first manager/head coach native to the Tampa Bay area to lead one of these three franchises to the postseason.
- For the second consecutive season, finished 3rd in the BBWAA's AL Manager of the Year voting...finished behind MIN Rocco Baldelli and NYY Aaron Boone in 2019 and OAK Bob Melvin and BOS Alex Cora in 2018.

2019 A.L. MANAGER OF THE YEAR BALLOTING

	1ST	2ND	3RD	PTS
Rocco Baldelli, MIN	13	13	2	106
Aaron Boone, NYY	13	9	4	96
Kevin Cash, TB	3	3	9	33
Bob Melvin, OAK			3	10
AJ Hinch, HOU	1	1	4	12
Terry Francona, CLE		1	1	4

- With the retirements of SF Bruce Bochy and KC Ned Yost along with the departures of PIT Clint Hurdle, CHC Joe Maddon and HOU AJ Hinch, Cash is now baseball's 3rd-longest tenured manager with his current team.



LONGEST TENURED MANAGERS WITH CURRENT TEAM

MANAGER, TEAM	CURRENT SEASON	HIRE DATE
Bob Melvin, OAK	10th, 9th full	6/9/11
Terry Francona, CLE	8th	10/6/12
Kevin Cash, TB	6th	12/5/14
Craig Counsell, MIL	6th, 5th full	5/4/15
Scott Servais, SEA	5th	10/23/15

RAYS MANAGERS, ALL-TIME

	W	L	PCT.
Kevin Cash (2015-)	414	396	.511
Joe Maddon (2006-14)	754	705	.517
Lou Piniella (2003-05)	200	285	.412
Hal McRae (2001-02)	113	196	.369
Larry Rothschild (1998-2001)	205	294	.411

- Has been ejected nine times as Rays manager, tied with Lou Piniella for 3rd in club history behind Joe Maddon (37) and Larry Rothschild (15).
- On Oct 9, 2018, Kevin agreed to a contract extension through the 2024 season with a club option for 2025...named the fifth manager in Rays history on Dec 5, 2014, and is already the 2nd-longest tenured behind Joe Maddon (2006-14)...would pass Maddon in tenure on Opening Day 2024.
- Three other current managers are former members of his coaching staff: Derek Shelton (Pirates), Charlie Montoyo (Blue Jays) and Rocco Baldelli (Twins)...Montoyo and Baldelli were both hired away on Oct 25, 2018...became the first manager to lose two members of his coaching staff to big league managing jobs in one offseason since FLA Jim Leyland after winning the 1997 World Series.
- Twice was selected to the AL coaching staff for the All-Star Game (2018, 2017)...prior to Cash, the only managers to represent the Rays at the All-Star Game were Joe Maddon in 2009 and Larry Rothschild in 2000.
- Spent the 2015-18 seasons as the majors' youngest manager until Baldelli was hired by the Twins...was hired the day before his 37th birthday, and became the youngest manager since AJ Hinch piloted the 2009 Diamondbacks at the age of 34.
- Is the sixth Tampa-born manager in major league history, and second to manage the Rays...that list includes Hall of Famers Al Lopez and Tony La Russa, Lou Piniella (for whom Cash played in 2005), Dave Miley and John Hart.
- Is the second Florida State University alumnus to manage the Rays, joining the franchise's first manager, Larry Rothschild.
- For two seasons (2013-14) before joining the Rays, served as the bullpen coach for the Indians

under Terry Francona, whom he played for in Boston (2007-08, 2010)...in his two seasons there, with Cash and pitching coach Mickey Callaway in place, Indians pitchers posted the AL's 4th-best ERA at 3.69, just behind the Rays (3.65)...Indians pitchers also led the majors in strikeouts those two seasons and fanned a then-major-league-record 1,450 batters in 2014.

- Finished his playing career with Triple-A Round Rock in the Rangers organization in 2011...after the minor league season, he served as an advance scout for the major league team for the rest of 2011 and was at Tropicana Field the night Evan Longoria hit his walk-off homer in "Game 162" to send the Rays to the ALDS vs. TEX.
- In 2012, he was a major league advance scout for the Blue Jays.

“

Kevin Cash is a premier manager in this league, and the way they do things can be difficult to get the players to buy in, and he's gotten them to buy in 100 percent. ... He's about as good as they get.

ATHLETICS MANAGER BOB MELVIN
| San Francisco Chronicle |

”

PLAYING CAREER

- Played professionally for 12 seasons with six organizations from 2000-11, including parts of eight seasons in the major leagues with five different teams from 2002-10...played all but 20 games in his career with AL East teams...played for four of the five teams in the division...appeared in 241 games (189 starts), all at catcher.
- Threw out 26.7 pct. (43 of 161) of attempted base stealers in his career...the major league average during his career was 24.4 pct.
- Caught two seasons in the Rays organization, including 13 games with the major league club in 2005...became the second former Devil Rays/Rays player to manage in the major leagues, joining Ozzie Guillén (White Sox/Marlins)...since then, Mickey Callaway (Mets), Gabe Kapler (Phillies/Giants), Dave Martinez (Nationals) and Rocco Baldelli (Twins) have joined this group.
- Started for the U.S. team in the Futures Game in Milwaukee in 2002 and later that year was a September call up by the Blue Jays.



- Delivered his first major league hit on Sep 11, 2002 at CLE, a single off Dave Burba...his first home run came the next season on Sep 27 vs. CLE off Terry Mulholland.
- Was in the Opening Day lineup for the Blue Jays in 2004 and started a career-high 50 games...was the Jays regular catcher until mid-May, when he went on the injured list with a rib injury... returned in June and served as a backup to Gregg Zaun the rest of the season...threw out 42.4 pct. (14 of 33) of attempted base stealers, 4th-best among major league catchers (min. 50 starts).
- Acquired by the Devil Rays from the Blue Jays for Chad Gaudin at the 2004 Winter Meetings in Anaheim...was up with the Devil Rays in 2005 for 39 days (June 13–July 22) replacing veteran Charles Johnson, who was released...homered in his first at-bat as a Ray, and remains one of 14 who have done that...it came on June 15 vs. MIL off Victor Santos...in that same game, he caught Hideo Nomo's 200th career win, automatically qualifying Nomo for Meikyukai, one of Japan's two baseball halls of fame...of his 5 hits as a Ray, two were home runs...Cash's only other homer as a Devil Ray came off Hall of Famer Randy Johnson on June 21 at NYY in a 20-11 loss.
- Was on the 40-man roster for former Rays Manager Joe Maddon's first spring training camp in 2006, but spent the entire season at Triple-A Durham and never played for Joe... signed a minor league contract with the Red Sox after the season.
- Received World Series rings from the 2007 Red Sox and 2009 Yankees...joined the Red Sox for the last six weeks of the 2007 season when catcher Doug Mirabeli went on the injured list... was on the Red Sox ALDS postseason roster, but did not play.
- Started 42 games for the Red Sox in 2008, including all 30 of Tim Wakefield's starts...homered in Game 4 of the ALCS vs. the Rays at Fenway Park off Andy Sonnanstine...was in the visitors' dug-out at Tropicana Field when the Rays clinched the AL pennant with a 3-1 win in Game 7...was up with the Yankees for two weeks in 2009 (May 12-27) and appeared in 10 games while Jorge Posada was on the injured list.
- In his last major league season in 2010, he was traded from the Astros back to the Red Sox on July 1 when catchers Jason Varitek and Victor Martinez went on the injured list...in the final start of his career on Oct 2 vs. NYY, he played a key role in a Red Sox win that helped propel the eventual AL East champion Rays into a first-place tie with the Yankees with a game to play...his

bases-loaded walk in the 8th inning tied the game that was eventually won, 7-6, by the Red Sox.

AMATEUR CAREER

- Played infield in high school and college...played three seasons at Florida State University...his junior year (1999), hit .317 (80-for-252) with 14 HR and 58 RBI, earning second team All-ACC honors... named Most Valuable Player of the Tallahassee Regional in the 1999 College World Series.
- Kevin, his father, Mike, and his late uncle, Ron, all played in the College World Series; Ron with Florida State in 1970 and Mike with Georgia Southern in 1973...all three were infielders... Mike was drafted in the 27th round by the Giants in 1974 and played five seasons in the Giants and Phillies chains...in 1976 with Fresno in the Class-A California League, he had 22 HR and 102 RBI...only one other player in the Giants organization hit more home runs that season: Bobby Murcer hit 23 with the big league club... Ron played two seasons in the majors with the Tigers (1973-74) and hit .297 in 34 career games.
- At FSU, he played in the first-ever Devil Rays game, a spring exhibition at Al Lang Field on Feb 26, 1998...Cash played first base for FSU and went 0-for-2 in the Devil Rays 6-3 win.
- Undrafted out of FSU in 1999...he spent that summer with the Falmouth Commodores in the Cape Cod League, where he was named the team's Most Valuable Player...that summer he went to Manager Jeff Trundy and volunteered to move from infielder to catcher after illness and injury sidelined the team's two catchers...Kevin threw out two baserunners in his first inning behind the plate, and the position switch stuck.
- On Aug 7, 1999—the same day Wade Boggs delivered his 3,000th career hit at Tropicana Field—he signed as a non-drafted free agent with the Blue Jays...he then worked with Ernie Whitt to develop his craft behind the plate.
- Graduated from Gaither High School in North Tampa, where he was All-State in 1996 under coach Frank Permuy, who retired in 2014 after 31 years at the school...was cut from the school's fall team his sophomore season.



MANAGERIAL RECORD

YEAR	CLUB	LEAGUE	WON	LOST	PCT.	POSITION
2015	Tampa Bay	American	80	82	.494	Fourth
2016	Tampa Bay	American	68	94	.420	Fifth
2017	Tampa Bay	American	80	82	.494	Third
2018	Tampa Bay	American	90	72	.556	Third
2019	Tampa Bay	American	96	66	.593	Second
Major League Totals			414	396	.511	

CAREER BATTING

YEAR	CLUB	AVG	G	AB	R	H	2B	3B	HR	RBI	SH	SF	HB	BB-I	SO	SB	CS	GDP	OBP	SLG
2000	Hagerstown	.245	59	196	28	48	10	1	10	27	1	1	1	22-1	54	5	3	7	.323	.459
2001	Dunedin	.283	105	371	55	105	27	0	12	66	4	1	8	43-2	80	4	3	11	.369	.453
2002	Tennessee	.277	55	213	38	59	15	1	8	44	0	2	1	36-2	44	5	2	4	.381	.469
	Syracuse	.220	67	236	27	52	18	0	10	26	2	1	2	25-0	72	0	1	3	.299	.424
	Toronto	.143	7	14	1	2	0	0	0	0	0	0	0	1-0	4	0	0	1	.200	.143
2003	Syracuse	.270	93	326	37	88	28	2	8	37	0	3	2	29-1	81	1	0	14	.331	.442
	Toronto	.142	34	106	10	15	3	0	1	8	5	1	1	4-0	22	0	0	6	.179	.198
2004	Toronto	.193	60	181	18	35	9	0	4	21	0	2	4	10-0	59	0	0	3	.249	.309
	Durham	.293	42	147	25	43	10	0	9	27	1	2	3	12-0	42	0	0	3	.354	.544
2005	Tampa Bay	.161	13	31	4	5	1	0	2	2	0	0	1	1-0	13	0	0	3	.212	.387
	Durham	.183	78	240	17	44	10	1	2	21	3	1	5	24-0	74	1	2	7	.270	.258
2007	Pawtucket	.176	59	176	22	31	7	0	7	25	5	2	2	23-0	56	0	0	4	.276	.335
	Boston	.111	12	27	2	3	1	0	0	4	0	1	1	4-0	13	0	0	2	.242	.148
2008	Boston	.225	61	142	11	32	7	0	3	15	0	2	0	18-1	50	0	0	6	.309	.338
2009	Scranton/W-B	.221	23	68	7	15	1	0	2	9	0	0	0	9-0	23	0	0	4	.312	.324
	New York-AL	.231	10	26	1	6	2	0	0	3	0	1	1	0-0	5	0	0	1	.250	.308
2010	Round Rock	.235	10	34	3	8	0	0	0	4	0	0	0	3-0	10	0	0	1	.297	.235
	Houston	.204	20	54	3	11	1	0	2	4	2	0	0	5-0	13	0	0	2	.271	.333
	Boston	.133	29	60	1	8	1	0	0	1	1	0	1	6-0	16	0	0	2	.224	.150
	Pawtucket	.250	1	4	1	1	0	0	0	1	0	0	0	0-0	1	0	0	0	.250	.250
	Lowell	.250	1	4	0	1	1	0	0	0	0	0	0	0-0	0	0	0	0	.250	.500
2011	Round Rock	.244	85	291	36	71	15	2	6	45	0	1	4	44-0	63	0	1	7	.350	.371
Minor League Totals		.245	678	2306	296	566	142	7	74	332	16	14	28	270-6	600	16	12	65	.330	.409
Major League Totals		.183	246	641	51	117	25	0	12	58	8	7	9	49-1	195	0	0	26	.248	.278

POSTSEASON BATTING

YEAR	SERIES	CLUB	AVG	G	AB	R	H	2B	3B	HR	RBI	SH	SF	HB	BB-I	SO	SB	CS	GDP	OBP	SLG
2008	ALDS	BOS vs. LAA	-	1	0	0	0	0	0	0	0	0	0	0	0-0	0	0	0	0	-	-
	ALCS	BOS vs. TB	.333	3	3	1	1	0	0	1	1	0	0	0	0-0	1	0	0	0	.333	1.333
Postseason Totals			.333	4	3	1	1	0	0	1	1	0	0	0	0-0	1	0	0	0	.333	1.333



41

BULLPEN COACH

STAN BOROSKI

Stanley Joseph Boroski Jr. (buh-ROSS-key)



OPENING DAY AGE **56**

POSITION PLAYED **Catcher, Pitcher**

BORN **7/14/63** in Martins Ferry, OH

RESIDES **St. Cloud, FL**

TENURE **This is his 35th season in professional baseball, 29th as a coach or scout, 11th in the Rays organization.**

COACHING CAREER

- Is the longest tenured member of the Rays coaching staff, as he begins his 11th season on the staff and ninth full season as bullpen coach...is the seventh bullpen coach in Rays history and the longest tenured...joined the Rays as assistant to the pitching coach on Dec 17, 2009...mid-way through 2011 began filling in for bullpen coach Bobby Ramos, who was ill, and officially replaced him on Nov 30, 2011.
- The Rays bullpen in 2019 set a major league record with 56 wins, and its 772 IP ranked 2nd all-time behind the 2018 Rays (824.1)...the Rays bullpen led the majors with a 3.66 ERA (772-IP, 314-ER), ahead of the Indians (3.67).
- Prior to joining the Rays, he spent 18 years with the Astros organization, where he served as either a coach or scout, including the last three seasons as pitching coach for the Double-A Corpus Christi Hooks in the Texas League.
- Was the pitching coach for the Class-A Salem Avalanche, the Astros affiliate in the Carolina League, from 2003-06...served in the same capacity for Class-A Michigan in the Midwest League for two seasons and had previously

been a coach with the Astros Gulf Coast League and Appalachian League affiliates...served as a scout from 1991-93, and combined coaching and scouting duties at various other times during his career with the Astros.

PLAYING CAREER

- Selected by the Brewers in the 20th round of the 1981 June Draft as a catcher out of Buckeye South High School in Rayland, Ohio.
- After two years in the Brewers system, switched to pitcher and was signed by the Royals, where he remained for four years.
- Underwent two rotator cuff surgeries.

PERSONAL & MISC.

- Has a degree in biology from Ohio University.
- Was all-state in baseball, football and basketball at Buckeye South...in July 2014 was inducted into the Ohio Valley Athletic Conference Hall of Fame.
- Resides in St. Cloud, Fla., with his wife, Carol, and their two children, Sarah and Clayton.

CAREER BATTING

YEAR	CLUB	AVG	G	AB	R	H	2B	3B	HR	RBI	SH	SF	HB	BB-I	SO	SB	CS	OBP	SLG
1982	Pikeville	.288	30	66	5	19	3	0	0	7	4	0	0	7-0	16	2	1	.356	.333
1983	Beloit	.073	31	82	6	6	1	0	0	4	2	0	0	5-0	35	0	1	.126	.085
Minor League Totals		.169	61	148	11	25	4	0	0	11	6	0	0	12-0	51	2	2	.231	.196

CAREER PITCHING

YEAR	CLUB	W	L	ERA	G	GS	CG	SHO	SV	IP	H	R	ER	HR	HB	BB-I	SO	WP	BK
1985	GCL Royals	3	2	4.38	16	2	0	0	4	39.0	35	23	19	1	2	11-0	31	9	0
1986	Fort Myers	4	7	4.07	27	11	4	1	0	95.0	119	72	43	7	3	31-2	38	3	0
1987	Fort Myers	4	3	3.69	8	8	2	1	0	46.1	48	22	19	1	1	10-0	23	1	1
Minor League Totals		11	12	4.04	51	21	6	2	4	180.1	202	117	81	9	6	52-2	92	13	1



JONATHAN ERLICHMAN

Jonathan Aaron Erlichman (URR-lick-min)



OPENING DAY AGE 29

BORN 4/11/90 in Toronto, CAN

RESIDES St. Petersburg, FL

TENURE This is his ninth season in professional baseball, eighth with the Rays, second as a coach.

COACHING CAREER

- ◆ Enters his second season coaching at the major league level...named process and analytics coach on Dec 4, 2018...in this role, he works to improve decision-making processes and practice methods, and gather feedback from players and coaches alike.
- ◆ Begins his eighth season with the Rays, seventh full-time...spent two seasons (2017-18) as director of analytics, overseeing the club's research efforts and coordinating improvements to decision-making processes.
- ◆ Joined the Rays as an intern in January 2013, before earning promotions to assistant and then analyst in baseball research and development.
- ◆ Is the first Canadian-born coach in Rays history.
- ◆ Interned with the Blue Jays baseball operations department in 2012.

PERSONAL & MISC.

- ◆ His nickname is J-Money.
- ◆ Earned a mathematics degree from Princeton University.
- ◆ Played three years of club hockey at Princeton, primarily as a goalie and occasionally as a forward.
- ◆ His cousin, Mike Cammalleri, has played 15 seasons as a center/wing in the NHL for the Kings, Canadiens, Flames, Oilers and Devils.
- ◆ Last July in Toronto, he was featured on CTV National News—being interviewed by a reporter also named Jon Erlichman.

DID YOU KNOW?

HOW TO FIGURE BASEBALL STATISTICS

Earned Run Average: (ER*9)/IP

Earned runs multiplied by 9, then divided by innings pitched (0.1 IP=.333, 0.2 IP=.667).

Batting Average: H/AB

Hits divided by at-bats.

Slugging Percentage: TB/AB

Total bases divided by at-bats (single=1 base, double=2 bases, triple=3 bases, home run=4 bases).

Fielding Percentage: (PO+A)/(PO+A+E)

Putouts plus assists divided by total chances (putouts plus assists plus errors).

On-Base Percentage:**(H+BB+HBP)/(AB+BB+HBP+SF)**

Hits plus walks plus hit-by-pitch divided by at-bats plus walks plus hit-by-pitch plus sacrifice flies.

Win-Loss Percentage

Wins divided by total games played.

Magic Numbers

Compute the number of games remaining, add one, then subtract the number of games ahead in the loss column of the standings of the closest opponent.



24

MAJOR LEAGUE FIELD COORDINATOR

PAUL HOOVER

Paul Chester Hoover



OPENING DAY AGE **43**

POSITION PLAYED **Catcher**

BORN **4/14/76** in **Columbus, OH**

RESIDES **Cuyahoga Falls, OH**

TENURE **This is his 23rd season in professional baseball, 16th in the Rays organization, eighth as a coach or instructor, second as a major league coach.**

COACHING CAREER

- Enters his second season coaching at the major league level...on Dec 4, 2018, was named the Rays second major league field coordinator, replacing Rocco Baldelli who filled the newly-created role in 2018 before he was hired as manager of the Twins...in this role, he assists Manager Kevin Cash and bench coach Matt Quattraro during games, works defensively with catchers and focuses on continued development of major league players.
- Spent the previous six seasons (2013-18) as the Rays minor league catching coordinator... entered the coaching ranks in 2012 as manager of the Gulf Coast League Rays.
- Is the sixth to join the Rays coaching staff after playing for Tampa Bay, following Rocco Baldelli, Wade Boggs, Kevin Cash, Dave Martinez and Ozzie Timmons.

PLAYING CAREER

- Spent 14 seasons catching professionally, including parts of seven years in the majors with the Devil Rays (2001-02), Marlins (2006-08) and Phillies (2009-10)...appeared in a total of 40 games, and his rookie status was still intact during his seventh and final major league season...made his only Opening Day roster with the 2008 Marlins.
- Appeared in 8 games with the Rays...made his major league debut on Sep 8, 2001 at OAK and delivered a pinch-hit single in his first at-bat...in his first career start, Sep 23 at TOR, caught a 1-0 shut-out by Joe Kennedy (7 IP) and Esteban Yan (2 IP).
- Delivered a 10th-inning walk-off single in the Phillies 2009 regular season finale, a 7-6 win... the Phillies advanced to the World Series that year, and while he wasn't included on the post-season roster he traveled with them all the way through their Game 6 loss to the Yankees in the World Series.

- Had 100 SB in the minors, including 28 SB in 1998, but never attempted one in the majors.
- Selected as a shortstop by the Devil Rays in the 23rd round of the 1997 June Draft out of Kent State University...was assigned to Rookie-level Princeton where he played for Charlie Montoyo, and committed 33 errors in 65 games at short-stop...in January 1998, farm director Tom Foley called him and asked if he would come to St. Pete to give catching a try—a position he had never played in his life—working with Bill Evers...only a few weeks later, he was added to big league camp after another catcher's injury...he backed up Toby Hall in Class-A Charleston that year and eventually the position change stuck.
- Was a Durham teammate of Kevin Cash (2005), Matt Quattraro (2002) and Ozzie Timmons (2000).
- Previously selected by the Astros in the 64th round of the 1994 June Draft out of Steubenville (Ohio) High School, but did not sign.

PERSONAL & MISC.

- Is fully adept communicating in sign language, as both his parents are deaf.
- He and his wife, Shannon, have two daughters, Cameron and McKenna.



MANAGERIAL RECORD

YEAR	CLUB	LEAGUE	WON	LOST	PCT.	POSITION
2012	GCL Rays	Gulf Coast (Rookie)	28	32	.467	Third

CAREER BATTING

YEAR	CLUB	AVG	G	AB	R	H	2B	3B	HR	RBI	SH	SF	HB	BB-I	SO	SB	CS	GDP	OBP	SLG
1997	Princeton	.303	66	251	55	76	16	4	4	37	3	4	6	20-0	37	7	4	3	.363	.446
1998	Charleston	.290	40	124	24	36	10	1	3	19	0	0	5	22-1	29	2	1	0	.417	.460
	Hudson Valley	.283	73	269	51	76	20	1	4	37	0	6	11	39-3	44	26	3	5	.388	.409
1999	St. Petersburg	.272	118	408	66	111	13	6	8	54	0	4	16	54-3	81	23	7	13	.376	.392
2000	Orlando	.250	106	360	54	90	20	4	3	44	1	5	13	67-2	66	9	8	5	.382	.353
	Durham	.300	4	10	0	3	0	0	0	0	0	0	1	0-0	5	1	0	0	.364	.300
2001	Durham	.215	89	293	37	63	18	4	3	21	8	1	7	11-0	66	5	3	7	.260	.334
	Tampa Bay	.250	3	4	1	1	0	0	0	0	0	0	0	0-0	1	0	0	0	.250	.250
2002	Durham	.220	69	227	27	50	12	3	5	20	5	1	3	18-0	67	3	3	2	.285	.366
	Tampa Bay	.176	5	17	1	3	0	0	0	2	0	0	0	0-0	5	0	0	0	.176	.176
2003	Albuquerque	.270	81	256	35	69	22	2	5	40	2	1	2	18-1	62	10	3	7	.321	.430
2004	Edmonton	.289	69	194	27	56	14	1	1	20	0	2	3	20-0	46	4	0	5	.361	.387
	Durham	.296	16	54	9	16	1	0	1	8	0	1	1	4-0	15	0	0	2	.350	.370
2005	Durham	.233	79	257	32	60	17	1	5	26	4	0	5	25-1	56	5	1	7	.314	.366
2006	Albuquerque	.278	92	302	38	84	21	1	6	41	1	4	3	33-1	71	3	2	8	.351	.414
	Florida	.400	4	5	0	2	0	0	0	1	0	0	0	0-0	0	0	0	0	.400	.400
2007	Albuquerque	.292	31	96	11	28	7	1	4	21	0	2	0	7-0	18	0	1	3	.333	.510
	GCL Marlins	.440	7	25	7	11	5	0	0	4	0	1	0	0-0	5	0	0	0	.423	.640
	Florida	.375	3	8	1	3	0	0	0	0	0	0	0	0-0	2	0	0	0	.375	.375
2008	Florida	.200	13	40	1	8	1	0	0	2	0	0	0	2-1	17	0	0	2	.238	.225
	Albuquerque	.251	50	175	27	44	8	0	6	19	0	1	3	14-0	44	1	1	8	.316	.400
2009	Lehigh Valley	.253	73	245	26	62	16	1	1	28	1	5	1	29-0	66	1	1	4	.329	.339
	Philadelphia	.750	3	4	0	3	0	0	0	1	0	0	0	0-0	1	0	0	0	.750	.750
2010	Lehigh Valley	.247	77	255	23	63	13	3	2	21	1	0	4	26-1	65	0	0	10	.326	.345
	Philadelphia	.227	9	22	6	5	2	0	0	2	0	0	0	3-2	5	0	0	3	.320	.318
Minor League Totals		.263	1140	3801	549	998	233	33	61	460	26	38	84	407-13	843	100	38	89	.344	.389
Major League Totals		.250	40	100	10	25	3	0	0	8	0	0	0	5-3	31	0	0	5	.286	.280



WILL VRAGOVIC / TAMPA BAY RAYS



27

THIRD BASE COACH

RODNEY LINARES

Rodney Linares (lih-NAHR-ehs)



OPENING DAY AGE **43**

POSITION PLAYED **Infielder**

BORN **8/7/76** in **Brooklyn, NY**

RESIDES **San Pedro de Macoris, DR**

TENURE **This is his 24th season in professional baseball, 22nd as a coach or manager, second as a major league coach.**

COACHING CAREER

- Named the seventh third base coach in Rays history on Nov 21, 2018, replacing Matt Quatraro who had been named bench coach...follows Greg Riddoch (1998-99), Billy Hatcher (2000), Terry Collins (2001), Tom Foley (2002-14), Charlie Montoyo (2015-17) and Quatraro (2018).
- Willy Adames attributed his defensive strides made in 2019 largely to his work with Linares.
- Prior to joining the Rays, he spent 21 years in the Astros organization, including the last 12 as a manager...compiled a 761-694 (.523) record managing Triple-A Fresno (2018), Double-A Corpus Christi (2015-17), Class-A Lancaster (2012-14), Class-A Lexington (2010-11) and Rookie-level Greenville (2007-09)...managed José Altuve, Carlos Correa, Alex Bregman, J.D. Martínez and many other future big leaguers.
- In 2018, managed Fresno to an 82-57 (.590) record, winning the Pacific Coast League North Division title...named the PCL's Best Manager Prospect by *Baseball America*.
- Guided his teams to the postseason in six of his last seven seasons...led Corpus Christi to the two winningest seasons in franchise history (2015-16) and was named Texas League Manager of the Year in 2015...won a pair of California League

championships (2012, 2014) and was named the league's Manager of the Year in 2012.

- Was involved with the Dominican Winter League for 13 straight seasons (2006-18)...this included time as a manager for the Aguilas Cibaenas (2018), Gigantes del Cibao (2017) and Estrellas de Oriente (2016).
- Began his coaching career in 1999 as a coach and scout for the Astros Dominican Republic operations and remained in that role through the 2004 season...served as the hitting coach at Lexington from 2005-06.

PLAYING CAREER

- Former infielder was originally signed by the Tigers in 1997 and spent parts of two seasons in the minors in the Tigers and Astros (1998) systems.

PERSONAL & MISC.

- His father, Julio Linares, is the Astros senior advisor for Latin American development and has been part of the organization since 1973.
- Has three sons: Steven, Ryan and Milan.



MANAGERIAL RECORD

YEAR	CLUB	LEAGUE	WON	LOST	PCT.	POSITION
2007	Greeneville	Appalachian (R)	17	51	.250	Fifth
2008	Greeneville	Appalachian (R)	30	36	.455	Fifth
2009	Greeneville	Appalachian (R)	27	40	.403	Fifth
2010	Lexington	California (A)	71	68	.511	Fourth
2011	Lexington	California (A)	59	79	.428	Sixth
2012	Lancaster	California (A)	74	66	.529	Second
2013	Lancaster	California (A)	82	58	.586	First
2014	Lancaster	California (A)	78	62	.557	First
2015	Corpus Christi	Texas (AA)	89	51	.636	First
2016	Corpus Christi	Texas (AA)	85	55	.607	First
2017	Corpus Christi	Texas (AA)	67	71	.486	Second
2018	Fresno	Pacific Coast (AAA)	82	57	.590	First
Minor League Totals			761	694	.523	

CAREER BATTING

YEAR	CLUB	AVG	G	AB	R	H	2B	3B	HR	RBI	SH	SF	HB	BB-I	SO	SB	CS	GDP	OBP	SLG
1997	GCL Tigers	.228	25	57	5	13	0	1	0	10	1	3	0	6-0	23	0	2	1	.288	.263
1998	GCL Astros	.079	14	38	1	3	0	0	0	0	1	0	0	4-0	17	0	1	0	.167	.079
Minor League Totals		.168	39	95	6	16	0	1	0	10	2	3	0	10-0	40	0	3	1	.241	.189

DID YOU KNOW?

STORMY WEATHER

The Rays have had games affected by four hurricanes:

- ◆ **Hurricane Dorian (Sep 2-4, 2019):** MLB moved up the Rays-Orioles series finale to be part of a traditional doubleheader on Sep 3—just the third doubleheader in Tropicana Field history. The Rays split the twin bill, and won two of three games in the series.
- ◆ **Hurricane Irma (Sep 11-13, 2017):** MLB moved the three-game series against the Yankees from Tropicana Field to Citi Field in New York. The Rays lost two of three games. It was the fifth time in baseball history that weather concerns forced the relocation of games to a neutral site—but the second in a span of two weeks.
- ◆ **Hurricane Frances (Sep 3-5, 2004):** MLB postponed two games against the Tigers (Sep 4-5), and the Tigers left St. Pete after the Sep 3 series opener to avoid the storm. The Rays were scheduled to play a Labor Day doubleheader at Yankee Stadium on Sep 6, but were unable to leave Tampa International Airport until 3 p.m. that day. They arrived in New York at 5:25 p.m. and played a single game that night, a 7-4 loss which began at 7 p.m. The postponed game was eventually made up in New York on Sep 23. The Rays and Tigers played (and split) a doubleheader on Sep 30—the first of three ever played at Tropicana Field.
- ◆ **Hurricane Gordon (Sep 17, 2000):** The Rays and Athletics were postponed at Tropicana Field with the storm bearing down. Instead of playing that afternoon, the Athletics flew to Baltimore. The game was never made up, one of three such games in club history.

In addition, Tropicana Field served as a neutral host for a similar situation, as the Rangers-Astros series Aug 29-31, 2017 was moved from Houston due to the devastation caused by Hurricane Harvey. The Astros won two of three games.



51

HITTING COACH

CHAD MOTTOLA

Charles Edward Mottola (muh-TOLE-uh)



OPENING DAY AGE **48**

POSITION PLAYED **Outfielder**

BORN **10/15/71 in Augusta, GA**

RESIDES **Orlando, FL**

TENURE **This is his 29th season in professional baseball, 13th as a coach or instructor, seventh in the Rays organization, sixth as a major league coach.**

COACHING CAREER

- Enters his fourth full season as Rays hitting coach...named to the post on Sep 6, 2016, replacing Derek Shelton, and filled the role for the last 24 games of the season...is the seventh hitting coach in franchise history, following Steve Henderson (1998, 2006-09), Leon Roberts (1999-2000), Wade Boggs (2001), Milt May (2002), Lee Elia (2003-05) and Shelton (2010-16).
- The 2019 Rays scored 769 runs, their most since 2010 (802)...after the All-Star break, the Rays averaged 4.99 R/G, including 5.34 R/G in their last 29 games beginning Aug 28 at HOU, compared to 4.56 R/G in the first half.
- From 2017 to 2018, the Rays offense made the majors' largest improvements in avg. (.258, 3rd in the AL), on-base pct. (.333, 2nd in the AL) and strikeout rate (22.4 pct.)...they led the AL with a .343 OBP after the 2018 All-Star break.
- In 2017, the Rays hit a club-record 228 HR, 6th in the majors...excluding rookies, the Rays had seven players on their season-ending active roster who tied or set a career high in homers.
- Joined the Rays organization in 2014 as a minor league hitting coordinator and remained in that role for three seasons until his promotion to major league hitting coach.
- Was the hitting coach for the Blue Jays under Manager John Gibbons in 2013...prior to that, spent three seasons (2010-12) as hitting coach for the Blue Jays Triple-A affiliate, the Las Vegas 51s...after his playing career ended in 2007, he served as a coach for the GCL Blue Jays for one season and a roving hitting instructor for the Jays in 2009.

PLAYING CAREER

- During his 16-year pro career as an outfielder he played in exactly 1,800 games in the minors and 59 games in the majors over parts of five seasons with the Reds (1996), Blue Jays (2000,

2006), Marlins (2001) and Orioles (2004)...spent time in eight different organizations and was signed three different times as a free agent by the Blue Jays.

- Elected to the Triple-A International League Hall of Fame on Jan 28, 2020...spent nine seasons in the IL with six different franchises...won the Governors' Cup with Charlotte in 1999 and IL MVP honors with Syracuse in 2000.
- Was a 10th-round draft pick by the Orioles out of St. Thomas Aquinas High School in Fort Lauderdale, but attended the University of Central Florida...selected by the Reds in the first round (fifth overall) of the 1992 June Draft, immediately before the Yankees drafted Derek Jeter.
- Was a teammate of Rays Manager Kevin Cash in 2002 at Triple-A Syracuse.
- Hit 4 HR in the majors, including 2 HR off former Cy Young Award winner Fernando Valenzuela while a rookie with the Reds in 1996...his last homer came off current FOX Sports Sun color analyst Brian Anderson, on June 30, 2004 at KC, helping the Orioles to a 13-4 win.

AMATEUR CAREER

- In 1992, became the first player in UCF history to be selected in the first round of MLB's June Draft...finished his collegiate career with a .331 avg., 23 HR and 148 RBI in 177 games.
- As a junior in 1992, earned first team All-American honors after leading the Knights with 52 runs, 7 3B, 14 HR and 143 total bases...his 14 HR in 1992 are still tied for 8th all-time on the school's single-season list.


PERSONAL & MISC.

- Met his wife, Emily, at UCF, and they married in January 2005...they have two kids, Luke (14) and Elle (11).



CAREER BATTING

YEAR	CLUB	AVG	G	AB	R	H	2B	3B	HR	RBI	SH	SF	HB	BB-I	SO	SB	CS	GDP	OBP	SLG
1992	Billings	.286	57	213	53	61	8	3	12	37	0	0	0	25-0	43	12	3	4	.361	.521
1993	Winston-Salem	.280	137	493	76	138	25	3	21	91	0	3	2	62-2	109	13	7	9	.361	.471
1994	Chattanooga	.241	118	402	44	97	19	1	7	41	2	2	1	30-1	68	9	12	12	.294	.346
1995	Chattanooga	.293	51	181	32	53	13	1	10	39	0	1	1	13-0	32	1	2	2	.342	.541
	Indianapolis	.259	69	239	40	62	11	1	8	37	1	1	0	20-0	50	8	1	6	.315	.414
1996	Indianapolis	.262	103	362	45	95	24	3	9	47	0	4	4	21-3	93	9	6	10	.307	.420
	Cincinnati	.215	35	79	10	17	3	0	3	6	0	0	0	6-1	16	2	2	0	.271	.367
1997	Indianapolis	.289	83	284	33	82	10	6	7	45	0	2	4	16-2	43	12	4	6	.333	.440
	Chattanooga	.362	46	174	35	63	9	3	5	32	1	5	1	16-1	23	7	1	3	.408	.534
1998	Indianapolis	.417	5	12	2	5	0	0	1	2	0	0	0	4-0	0	0	2	0	.563	.667
	Tulsa	.500	8	26	9	13	1	0	1	7	0	0	0	10-1	1	3	0	0	.639	.654
	Oklahoma	.265	74	257	29	68	13	1	2	22	0	2	1	18-1	49	8	3	7	.313	.346
1999	Charlotte	.321	140	511	95	164	32	4	20	94	0	7	3	60-1	83	18	6	7	.391	.517
2000	Syracuse	.309	134	505	85	156	25	3	33	102	0	5	5	37-2	99	30	15	11	.359	.566
	Toronto	.222	3	9	1	2	0	0	0	2	0	0	1	0-0	4	0	0	0	.300	.222
2001	Calgary	.295	119	457	66	135	23	2	15	66	0	1	4	30-0	85	11	5	5	.343	.453
	Florida	.000	5	7	1	0	0	0	0	1	0	1	0	2-0	2	0	0	0	.200	.000
2002	Syracuse	.261	122	476	77	124	35	1	13	67	0	7	4	51-2	87	12	2	9	.333	.420
2003	Durham	.258	56	213	24	55	7	1	6	28	1	2	1	19-1	37	6	3	4	.319	.385
	Pawtucket	.319	21	72	11	23	3	2	3	18	1	0	1	6-0	10	0	1	1	.380	.542
2004	Ottawa	.265	117	457	60	121	22	0	22	69	0	5	9	22-0	90	8	0	13	.308	.457
	Baltimore	.143	6	14	2	2	1	0	1	3	0	0	0	2-0	3	0	0	1	.250	.429
2005	Syracuse	.257	124	475	67	122	27	3	21	69	0	3	4	34-2	99	2	5	4	.310	.459
2006	Syracuse	.265	110	431	48	114	27	2	16	65	0	1	2	30-1	103	8	0	9	.315	.448
	Toronto	.250	10	16	3	4	2	0	0	0	0	0	0	0-0	3	0	0	0	.250	.375
2007	Syracuse	.267	106	405	71	108	24	3	17	56	0	3	3	33-2	78	6	1	9	.324	.467
Minor League Totals		.280	1800	6645	1002	1859	358	43	249	1034	6	54	50	557-22	1282	183	79	131	.338	.459
Major League Totals		.200	59	125	17	25	6	0	4	12	0	1	1	10-1	28	2	2	1	.263	.344



WILL VRAGOVIC / TAMPA BAY RAYS



33

BENCH COACH

MATT QUATRARO

Matthew John Quatraro (kwuh-TRAH-roe)



OPENING DAY AGE **46**

POSITION PLAYED **Catcher**

BORN **11/14/73 in Albany, NY**

RESIDES **St. Petersburg, FL**

TENURE **This is his 25th season in professional baseball, 21st in the Rays organization, 17th as a coach, manager or instructor, seventh as a major league coach.**

COACHING CAREER

- Named the 10th bench coach in Rays history on Oct 31, 2018, after spending a season as the third base coach...he follows Frank Howard (1998-99), Bill Russell (2000), Hal McRae (2001), Billy Hatcher (2001-02), John McLaren (2003-05), Bill Evers (2006-07), Dave Martinez (2008-14), Tom Foley (2015-17) and Charlie Montoyo (2018)...in addition to his bench coach duties, he works with outfielders on positioning.
- Rejoined the Rays organization on Oct 24, 2017 after a four-year stint (2014-17) as the assistant hitting coach on Terry Francona's staff with the Indians...over his time there, the Indians ranked 5th in the majors with 4.55 R/G, 2nd with 1,518 2B, 2nd with 2,734 BB and 5th with a .327 OBP.
- Spent four years (2010-13) as the Rays minor league hitting coordinator before joining the major league staff with the Indians...became the first Rays minor league player to join the organization's coaching staff in 2004, when he began the year as a minor league catching instructor and finished as the hitting coach for Short-A Hudson Valley...managed four seasons, making stops at Hudson Valley (2006-07), Class-A Columbus (2008) and Class-A Bowling Green (2009).

PLAYING CAREER

- Played parts of seven seasons in the minors, all with the Rays organization, from 1996-2002...was primarily a catcher, and also saw time at first base and outfield...topped out at Triple-A Durham in 2002...went to minor league camp with the Yankees in 2003 before ending his career...retired with a career .286 avg. in the minors.
- Became the first player in the organization's history to hit for the cycle, on July 6, 1997 for Class-A Charleston, vs. Hickory (White Sox).
- Selected by the Rays in the eighth round of the 1996 June Draft, one of 97 players selected in the



WILL VRAGOVIC / TAMPA BAY RAYS

club's first-ever amateur draft...others drafted by the Rays that year include Mickey Callaway (seventh round), Kyle Snyder (27th, did not sign), Dan Wheeler (34th) and Travis Phelps (89th).

PERSONAL & MISC.

- He and his wife, Chris, reside in Albany, N.Y. with their two sons, George (4) and Leo (2).
- Graduated from Old Dominion University with a history degree...named the 1996 Old Dominion Male Athlete of the Year and Male Scholar Athlete of the Year...inducted into the Old Dominion Sports Hall of Fame in 2004.
- Enshrined into the Bethlehem Central (N.Y.) Hall of Fame in 2015, along with then-FOX anchor Megyn Kelly, who graduated four years ahead of him.



MANAGERIAL RECORD

YEAR	CLUB	LEAGUE	WON	LOST	PCT.	POSITION
2006	Hudson Valley	New York-Penn (SS-A)	31	43	.419	Fourth
2007	Hudson Valley	New York-Penn (SS-A)	34	42	.447	T-Third
2008	Columbus	South Atlantic (A)	67	69	.493	Sixth
2009	Bowling Green	South Atlantic (A)	64	74	.464	Eighth
Minor League Totals			196	228	.462	

CAREER BATTING

YEAR	CLUB	AVG	G	AB	R	H	2B	3B	HR	RBI	SH	SF	HB	BB-I	SO	SB	CS	GDP	OBP	SLG
1996	Butte	.344	59	244	53	84	16	4	1	59	0	3	8	25-0	29	3	1	4	.418	.455
1997	Charleston (SC)	.299	78	294	35	88	18	2	7	42	1	5	2	18-0	55	15	5	7	.339	.446
1998	St. Petersburg	.248	73	270	36	67	14	2	4	31	1	3	2	31-1	67	4	0	12	.327	.359
1999	St. Petersburg	.261	73	218	20	57	14	2	3	23	2	0	1	14-1	47	3	1	6	.309	.385
	Orlando	.250	1	4	1	1	0	0	1	2	1	0	0	0-0	2	0	0	0	.250	1.000
2000	St. Petersburg	.204	15	49	6	10	1	1	1	3	0	0	0	2-0	14	0	0	4	.235	.327
2001	Orlando	.325	81	271	38	88	24	2	6	35	1	4	7	17-0	60	4	1	2	.375	.494
2002	Durham	.198	35	101	12	20	4	1	0	7	1	1	2	5-0	26	0	0	4	.248	.257
Minor League Totals		.286	415	1451	201	415	91	14	23	202	7	16	22	112-2	300	29	8	39	.343	.416

DID YOU KNOW?

ORGANIZATION CYCLES

Matt Quatraro	July 6, 1997 with Charleston
José Guillén	April 22, 2000 with Durham
Matt Díaz	June 14, 2000 with St. Petersburg
Luis De Paula	July 21, 2000 with Hudson Valley
Gabriel Martinez	July 26, 2002 with Princeton
Elliot Johnson	Sep 15, 2006 with Montgomery
B.J. Upton	Oct 2, 2009 with Tampa Bay
Grant Kay	July 14, 2014 with Hudson Valley
Evan Longoria	Aug 1, 2017 with Tampa Bay
Willy Adames	April 23, 2018 with Durham
Freddvil Chevez	June 15, 2018 with DSL Rays 2
Wander Franco	July 14, 2018 with Princeton
Brett Sullivan	June 5, 2019 with Montgomery
Jim Haley	Aug 23, 2019 with Montgomery



23

PITCHING COACH

KYLE SNYDER

Kyle Ehren Snyder



OPENING DAY AGE **42**

POSITION PLAYED **Pitcher**

BORN **9/9/77 in Houston, TX**

RESIDES **St. Petersburg, FL**

TENURE **This is his 22nd season in professional baseball, ninth as a coach or instructor, third as a major league coach.**

COACHING CAREER

- Begins his third season as a major league pitching coach...hired on Oct 3, 2017 as the eighth pitching coach in franchise history, following Rick Williams (1998–2000), Bill Fischer (2000–01), Jackie Brown (2002), Chris Bosio (2003), Chuck Hernandez (2004–05), Mike Butcher (2006) and Jim Hickey (2007–17).
- The 2019 Rays, who used a club-record 33 pitchers, ranked 2nd in the majors with a 3.65 ERA (1,474.1-IP, 598-ER) behind the Dodgers (3.37)...they became the first team in major league history to lead their league in ERA while using at least 33 pitchers...the Rays staff set a club record with 1,621 SO, surpassing 2014 (1,437)...in a season where MLB set a single-season home run record, the Rays allowed the fewest home runs in the majors (181).
- During his two years as pitching coach, the Rays staff has compiled a 3.70 ERA and .230 opp avg., both 3rd in the majors behind the Dodgers and Astros...the Rays introduced the opener concept in May 2018 and since then have gone 58–40 in 98 games when using one—including a 26–17 mark in 2019...his staff has done all this despite breaking the club record for pitchers used each of the past two years (31 in 2018, 33 in 2019).
- Spent three seasons (2015–17) as the pitching coach for Triple-A Durham...in three seasons under Snyder, Bulls pitchers combined for a 3.61 ERA and twice established strikeout records...in 2016, they set an International League record with 1,287 SO...in 2017, they shattered their own record with 1,421 SO—an all-time mark for Minor League Baseball...this mark has been passed by other clubs in recent seasons.
- In his five seasons as a minor league pitching coach, he worked with 23 pitchers who would later graduate to the major leagues.
- Has spent the entirety of his coaching career in the Rays system...his first assignment was as

pitching coach for Short-A Hudson Valley in 2012...promoted to Class-A Bowling Green in 2013...served as a pitching coordinator in 2014.

PLAYING CAREER

- Pitched professionally for 11 seasons, including parts of five years in the majors with the Royals (2003, 2005–06) and Red Sox (2006–08)...in 2007, his only full season in the majors, compiled a 3.81 ERA over 46 relief apps and was named to the Red Sox World Series roster...did not pitch in their 4-game sweep of Colorado.
- He and Kevin Cash were teammates for the Red Sox during the 2007–08 seasons, and Cash caught him for 6 games in 2007.
- Underwent five surgeries in his playing career, including two that sidelined him for an entire season...missed 2001 due to Tommy John surgery, and 2004 due to a torn right labrum repair.
- Selected by the Royals in the first round (seventh overall) of the 1999 June Draft out of the University of North Carolina.
- Named the top prospect in the Cape Cod League while playing for Chatham in 1998.
- Originally selected by the Rays in the 27th round of the 1996 June Draft out of Riverview High School in Sarasota, but did not sign...lettered in baseball, basketball, swimming and golf in high school.

PERSONAL & MISC.

- His father, Donald, played basketball at Rice University from 1970–72.
- Switch-hit all the way through college.
- He and his wife, Victoria, have one son, Luke (3).



CAREER PITCHING

YEAR	CLUB	W	L	ERA	G	GS	CG	SHO	SV	IP	H	R	ER	HR	HB	BB-I	SO	WP	BK
1999	Spokane	1	0	4.13	7	7	0	0	0	24.0	20	13	11	1	2	7-0	25	1	0
2000	GCL Royals	0	0	0.00	1	1	0	0	0	2.0	1	0	0	0	0	0-0	4	0	0
	Wilmington	0	0	-	1	1	0	0	0	0.0	0	1	0	0	0	1-0	0	0	0
2001	Injured-Did Not Play																		
2002	Wilmington	0	2	2.98	15	15	0	0	0	48.1	49	19	16	1	5	11-0	48	2	0
	Wichita	2	2	4.21	6	6	0	0	0	25.2	21	12	12	4	1	7-1	18	3	0
2003	Omaha	3	0	2.79	5	5	0	0	0	29.0	28	9	9	3	1	6-0	15	0	0
	Kansas City	1	6	5.17	15	15	0	0	0	85.1	94	52	49	11	2	21-3	39	4	0
	AZL Royals	0	0	4.50	1	1	0	0	0	2.0	3	1	1	0	0	0-0	1	0	0
	Wichita	0	0	0.00	1	1	0	0	0	5.0	2	0	0	0	1	0-0	2	0	0
2004	Injured-Did Not Play																		
2005	Omaha	2	3	3.55	15	12	0	0	0	66.0	61	32	26	3	3	22-0	48	2	1
	Kansas City	1	3	6.75	13	3	0	0	0	36.0	55	29	27	3	1	10-1	19	1	0
	Wichita	1	0	5.40	1	1	0	0	0	5.0	5	3	3	1	0	1-0	1	0	0
2006	Omaha	0	4	3.88	10	9	0	0	1	60.1	63	36	26	4	1	9-0	43	5	2
	Kansas City	0	0	22.50	1	1	0	0	0	2.0	10	9	5	1	0	1-0	2	0	0
	Boston	4	5	6.02	16	10	0	0	0	58.1	77	42	39	11	2	19-3	55	3	0
	Pawtucket	1	1	3.54	3	3	0	0	0	20.1	24	8	8	1	1	2-0	7	0	0
2007	Boston	2	3	3.81	46	0	0	0	0	54.1	45	29	23	7	6	32-2	41	4	0
2008	Boston	0	0	21.60	2	0	0	0	0	1.2	2	4	4	1	0	2-0	1	1	0
	Pawtucket	1	4	5.26	14	7	0	0	1	37.2	34	23	22	5	6	12-0	30	3	1
	GCL Red Sox	0	0	3.38	6	3	0	0	0	10.2	8	4	4	1	0	1-0	12	2	0
	Lowell	0	0	0.00	1	1	0	0	0	2.1	1	2	0	0	0	0-0	1	0	0
2009	Buffalo	3	8	4.23	33	14	0	0	1	104.1	115	54	49	12	1	32-0	74	7	1
Minor League Totals		14	24	3.80	120	87	0	0	3	442.2	435	217	187	36	22	111-1	329	25	5
Major League Totals		8	17	5.57	93	29	0	0	0	237.2	283	165	147	34	11	85-9	157	13	0

DID YOU KNOW?

THE SAVE RULE / ADOPTED IN 1969

Rule 10.20: Saves for Relief Pitchers

Credit a pitcher with a save when he meets all three of the following conditions:

- [1] He is the finishing pitcher in a game won by his club; and
- [2] He is not the winning pitcher; and
- [3] He qualified under one of the following conditions:
 - (a) He enters the game with a lead of no more than three runs and pitches for at least one inning.
 - (b) He enters the game, regardless of the count, with the potential tying run either on base, or at-bat, or on deck (that is, the potential tying run is either already on base or is one of the first two batsmen he faces); or
 - (c) He pitches effectively for at least three innings.



30

FIRST BASE COACH

OZZIE TIMMONS

Osborne Llewellyn Timmons



OPENING DAY AGE **49**

POSITION PLAYED **Outfielder**

BORN **9/18/70** in Tampa, FL

RESIDES **Tampa, FL**

TENURE **This is his 30th season in professional baseball, 15th in the Rays organization, 14th as a coach, third as a major league coach.**

COACHING CAREER

- Named the seventh first base coach in Rays history on Nov 3, 2017, following Billy Hatcher (1998-99, 2003-05), José Cardenal (2000-01), Lee May (2001-02), George Hendrick (2006-14), Dave Martinez (2007, as a fill-in for Hendrick, who was recovering from knee surgery) and Rocco Baldelli (2015-17)...also serves as an assistant hitting coach alongside Chad Mottola and provides baserunning instruction.
- Has spent his entire coaching career in the Rays system...before being named to the major league staff, spent two seasons as the hitting coach for Triple-A Durham (2016-17)...coached seven seasons with Double-A Montgomery (2009-15), one with Class-A Columbus (2008) and one with Short-A Hudson Valley (2007).
- Is one of four major league coaches in Rays history who were born in the Tampa Bay area, following Manager Kevin Cash (Tampa), former Manager Lou Piniella (Tampa) and former pitching coach Chuck Hernandez (Tampa).

PLAYING CAREER

- Played 16 seasons professionally as an outfielder, highlighted by parts of five seasons in the majors with the Cubs (1995-96), Reds (1997), Mariners (1999) and Devil Rays (2000)...this included stints in the Japanese Central League (2001), Mexican League (2005) and independent Atlantic League (2003-06).
- Played his final stint in the majors with the Devil Rays in 2000, finishing his major league career on a 9-game hitting streak and batting .341 (14-for-41) with 4 HR and 13 RBI in 12 games...earned a September call up with the Rays after a career year for Durham, where he hit 29 HR and led the International League with 104 RBI and 100 runs to earn IL All-Star honors.

- His final career home run came on Sep 28, 2000 at Tropicana Field, off NYY Roger Clemens.
- In his first career plate appearance, on Opening Day 1995 at CIN, drew a pinch-hit, bases-loaded walk against Chuck McElroy...according to Stats LLC, was the third player since data is available (1974) to draw a pinch-hit, bases-loaded walk in his first career plate appearance, along with BOS Carlos Quintana on Sep 16, 1988 vs. NYY and MTL Bob Pate on June 2, 1980 vs. CHC.
- Was in uniform for the opening of Safeco Field, on July 15, 1999 vs. SD, after being called up from Triple-A Tacoma earlier that day.
- Hit 301 HR in his professional career, including independent ball, Mexico and Japan.

PERSONAL & MISC.

- Since May 29, 2018 at OAK, when he began doing 10 push-ups in the dugout for every run the Rays score, he has tallied 12,880 push-ups... that includes postseason.
- Has an unofficial fan club in the seats closest to his first base coaching box...they've brought him cupcakes, ordered Timmons jerseys and worn masks with his likeness.
- Selected by the Cubs in the fifth round of the 1991 June Draft out of the University of Tampa, where he was a two-time NCAA Division II All-American selection.
- Selected by the White Sox in the 44th round of the 1988 June Draft out of Brandon (Fla.) High School, but did not sign.



CAREER BATTING

YEAR	CLUB	AVG	G	AB	R	H	2B	3B	HR	RBI	SH	SF	HB	BB-I	SO	SB	CS	GDP	OBP	SLG
1991	Geneva	.221	73	294	35	65	10	1	12	47	0	4	2	18-0	39	4	3	1	.267	.384
1992	Winston-Salem	.282	86	305	64	86	18	0	18	56	4	4	2	58-3	46	11	0	5	.396	.518
	Charlotte	.213	36	122	13	26	7	0	3	13	1	0	1	12-0	26	2	2	2	.289	.344
1993	Orlando	.284	107	359	65	102	22	2	18	58	2	1	2	62-3	80	5	11	6	.392	.507
1994	Iowa	.264	126	440	63	116	30	2	22	66	3	2	1	36-0	93	0	3	12	.319	.491
1995	Chicago-NL	.263	77	171	30	45	10	1	8	28	0	1	0	13-2	32	3	0	8	.314	.474
1996	Chicago-NL	.200	65	140	18	28	4	0	7	16	1	0	1	15-0	30	1	0	1	.282	.379
	Iowa	.249	59	213	32	53	7	0	17	40	0	2	3	28-0	42	1	1	9	.341	.521
1997	Cincinnati	.333	6	9	1	3	1	0	0	0	0	0	0	0-0	1	0	0	0	.333	.444
	Indianapolis	.253	125	407	46	103	14	1	14	55	0	5	2	60-5	100	1	4	11	.348	.396
1998	Indianapolis	.263	117	327	46	86	21	3	12	36	2	2	4	29-0	65	2	2	7	.329	.456
1999	Tacoma	.273	82	297	56	81	22	0	21	66	0	3	2	53-1	81	0	2	9	.383	.559
	Seattle	.114	26	44	4	5	2	0	1	3	0	0	0	4-0	12	0	1	0	.188	.227
2000	Durham	.300	137	506	100	152	32	1	29	104	0	5	7	73-5	105	5	4	6	.393	.540
	Tampa Bay	.341	12	41	9	14	3	0	4	13	0	0	0	1-0	7	0	0	2	.357	.707
2001	Chunichi (Japan)	.228	83	272	30	62	9	1	12	45	3	1	1	22-0	73	1	1	7	.287	.401
2002	Richmond	.258	131	496	55	128	23	1	15	76	1	8	1	39-0	90	6	1	10	.309	.399
2003	Reynosa (MEX)	.281	35	121	23	34	9	0	3	25	0	0	2	23-2	22	0	0	3	.404	.430
	Atlantic City (IND)	.205	14	44	14	9	0	0	3	8	0	0	0	10-1	7	1	1	0	.352	.409
	El Paso	.306	63	216	31	66	17	1	6	40	1	2	1	22-1	31	0	3	6	.369	.477
2004	Atlantic City (IND)	.373	77	287	57	107	22	2	21	73	0	4	3	36-5	47	2	1	8	.442	.683
	Norfolk	.274	30	106	13	29	6	0	4	18	1	2	1	12-0	18	0	0	3	.347	.443
2005	Campeche (MEX)	.192	8	26	1	5	1	0	1	4	0	0	1	7-0	5	0	0	0	.382	.346
	Monclova (MEX)	.208	5	24	1	5	0	0	0	1	0	0	0	0-0	8	0	0	1	.208	.208
	Atlantic City (IND)	.280	107	386	66	108	27	1	31	80	2	6	1	63-6	65	3	0	13	.377	.596
2006	Atlantic City (IND)	.269	113	412	62	111	29	0	19	63	1	3	2	50-5	72	1	0	7	.349	.478
Minor League Totals		.267	1172	4088	619	1093	229	12	191	675	15	40	29	502-18	816	37	36	87	.349	.469
Major League Totals		.235	186	405	62	95	20	1	20	60	1	1	1	33-2	82	4	1	11	.293	.437
Mexican League Totals		.257	48	171	25	44	10	0	4	30	0	0	3	30-2	35	0	0	4	.377	.386



KEVIN SABITUS / TAMPA BAY RAYS



MAJOR LEAGUE STAFF



JOE BENGE / HEAD ATHLETIC TRAINER

Joe, 42, begins his 10th season in the Rays organization, third as head athletic trainer. He is the fourth head athletic trainer in club history, following Jamie Reed (1997-2002), Ken Crenshaw (2003-05) and Ron Porterfield (2006-17). He spent the previous six years (2012-17) as minor league medical coordinator, overseeing all minor league athletic trainers and rehabilitation with minor league players while assisting the major league club. Joe joined the organization in 2011 as the athletic trainer for Triple-A Durham, following 10 seasons as an athletic trainer in the Orioles system (2001-10), reaching

Double-A Bowie during his final four seasons there. He was named the 2015 Minor League Athletic Trainer of the Year by the Professional Baseball Athletic Trainers Society (PBATS) and served as athletic trainer for the World Team at the All-Star Futures Game in San Diego the following year. He graduated from Loyola (Md.) College with a bachelor's degree in biology in 1999, and received his master's degree in kinesiology from Fresno Pacific University in 2010. Joe resides in Sarasota and has one daughter, Isla (9).



MARK VINSON / FIRST ASSISTANT ATHLETIC TRAINER

Mark, 43, begins his 10th season as assistant athletic trainer for the major league club and third as first assistant athletic trainer. He enters his 15th season in the Rays organization. Before joining the major league staff, he spent three seasons (2008-10) as the medical athletic training coordinator, overseeing all minor league athletic trainers and rehabilitation with minor league players while assisting the major league club. Prior to serving as athletic trainer for Triple-A Durham in 2007 and Double-A Montgomery in 2006, Mark spent four years (2001-04) as an athletic trainer in the Rangers system.

He received a degree in athletic training from Bluefield (Va.) College and earned a master's degree at the University of Virginia in 1999. He has been a certified athletic trainer (ATC) since 1998 through the National Athletic Trainers' Association as well as a Certified Strength and Conditioning Specialist (CSCS) since 2000. Mark and his wife, Mary Carolyn, reside in St. Petersburg.



MIKE SANDOVAL / ASSISTANT ATHLETIC TRAINER

Mike, 54, begins his ninth season in the Rays organization, third as assistant athletic trainer for the major league club. Before joining the major league club, he spent the previous six years (2012-17) as an athletic trainer with Triple-A Durham. He enters his 34th season in professional baseball, including 25 years with the Pirates organization. From 2001-11, he was the Pirates assistant athletic trainer and major league rehab coordinator. During that time, the Pirates medical staff was named the 2002 Major League Athletic Training Staff of the Year as well as the 2008 Dick Martin Award Major League

Athletic Training Staff of the Year. He also worked for Team Mexico in the World Baseball Classic in 2006 and 2009. He began his professional career in 1987 as athletic trainer for the Watertown Pirates of the New York-Penn League. He has also worked with Rookie-level Princeton (1988), Class-A Salem (1989), Double-A Harrisburg (1990), Double-A Carolina (1991, 1997-98), Triple-A Buffalo (1992-94), Triple-A Calgary (1995) and Double-A Altoona (1999-2000). Mike graduated from New Mexico State University in 1988 with a degree in physical education and sports medicine. He and his wife, Dodie, have a son, Michael Jr.





PAUL HARKER / MAJOR LEAGUE MEDICAL COORDINATOR

Paul, 52, is entering his third season as major league medical coordinator. This will be his 24th year in the Rays organization and 30th in professional baseball. Paul assists the major league athletic training staff in a variety of ways, with a focus on the rehabilitation of major league players on the injured list and reviewing medical records to help the club prepare for the amateur draft. Prior to his current role, he spent 12 seasons (2006-17) as an assistant athletic trainer for the major league club. In 2015, he served as a trainer at the All-Star Game in Cincinnati. Paul spent three years (2003-05) as the Rays minor league athletic training and rehabilitation coordinator, five years as the athletic trainer for Triple-A Durham (1998-2002) and one year as the athletic trainer for Class-A St. Petersburg (1997). He previously spent six seasons as an athletic trainer in the Mariners organization (1991-96). He is also entering his 11th year as a member of the Electronic Medical Records Committee of the Professional Baseball Athletic Trainers Society (PBATS). He graduated from Florida State University in April 1991 with a bachelor's degree in food and nutrition. Paul and his wife, Julie, reside in Parrish, Fla. They have two sons, Derek and Cameron, and a daughter, Paige.



TRUNG CAO / STRENGTH & CONDITIONING COORDINATOR

T.C., 53, begins his 25th season in professional baseball and fourth as the Rays strength and conditioning coordinator. Prior to joining the major league staff, he spent 11 seasons as the organization's minor league strength and conditioning coordinator. Prior to the Rays, Trung served as the White Sox's minor league strength and conditioning coordinator from 1996-2005. He received his bachelor's degree in physical education studies from the University of Delaware. Trung resides in Bradenton with his wife, Helen, and their children, Ethan (12) and Eli (10).



JOEY GREANY / STRENGTH & CONDITIONING ASSISTANT

Joey, 36, enters his fourth season with the Rays and 13th in professional baseball. He spent the previous nine seasons (2008-16) with the Royals as their minor league strength and conditioning coach. He is a five-time recipient of the Professional Baseball Strength and Conditioning Coaches Society Minor League Baseball Strength and Conditioning Coach of the Year Award. Joey played baseball at Alfred State College (N.Y.) and Martin Methodist (Tenn.) College while earning his degree in physical education. He received his master's degree in exercise science at California University of Pennsylvania and was inducted into

Alfred State College Athletic Hall of Fame in 2011 and Valley Central High School Athletic Hall of Fame in 2018. Joey and his wife, Ellen, reside in Tampa with their son, Joseph (2) and newborn daughter, Cora.



JUSTIN SU'A / MAJOR LEAGUE MENTAL SKILLS COACH

Su'a (SOO-uh), 37, enters his second season in the Rays organization. He previously served four seasons as mental skills coordinator for the Red Sox and three seasons as mental performance coach for the NFL's Cleveland Browns. Prior to his time with the Red Sox and Browns, he served in mental conditioning roles at IMG Academy in Bradenton, Fla., and for the U.S. Army. A former pitcher at Brigham Young University, Justin earned his master's degree in sports psychology from the University of Utah. He resides in Bradenton with his wife, Melissa, and their three children.





CHRIS FERNANDEZ / MAJOR LEAGUE VIDEO COORDINATOR

"Chico" is in his 23rd season with the Rays. He held positions with the Cardinals, Reds and Blue Jays organizations before joining the Rays. Prior to that, the St. Petersburg native coached high school baseball for five years, winning the Florida state championship in 1997 with Naples Barron Collier High School. Chris has one son, Chad Joseph.



RYAN DENLINGER / HOME CLUBHOUSE MANAGER

"Beans" begins his 15th season in the Rays organization and third as the home clubhouse manager. He previously served the major league club as the assistant home clubhouse manager (2014-17) and home clubhouse attendant (2007-13), and worked for Rookie-level Princeton as the home clubhouse attendant in 2006. He graduated from the University of South Florida in 2005 with a bachelor's degree in business administration and completed an internship with the Reds. He and his wife, Anita, reside in St. Petersburg with their children, Reese (5) and Dax (2).



TYLER WALL / HOME EQUIPMENT MANAGER

Tyler enters his 12th season in the Rays organization and third as the home equipment manager. He previously served as the umpires locker room attendant and home clubhouse attendant for eight seasons (2010-17) after starting with the organization as a bat boy during the 2009 season. He graduated from Southern New Hampshire University with a bachelor's degree in sport management and business studies. He and his wife, Regina, reside in Tampa with their son, Caleb (2).



GUY GALLAGHER / VISITORS' CLUBHOUSE MANAGER

Guy begins his 23rd season on the major league staff after serving the organization as minor league equipment and clubhouse manager in 1996-97. Guy has been selected to serve on the clubhouse staff in various MLB Jewel Events, including eight All-Star Games, most recently at the 2019 All-Star Game in Cleveland. Following the 2018 season, Guy was selected to serve on the clubhouse staff for the MLB Japan All-Star Series. In 2017, he won the Pete Sheehy Clubhouse Award, named after the iconic Yankees clubhouse attendant and given out annually to a home and visiting clubhouse manager.

The award is voted on by his peers within the MLB Clubhouse Manager's Association. Before joining the Rays, he spent 12 seasons with the Florida State University baseball program as a student assistant and equipment and clubhouse manager. He graduated from FSU in 1990 with a bachelor's degree in physical education. A native of St. James, N.Y., Guy and his wife, Michelle, live in Oldsmar, Fla.



HOME CLUBHOUSE & BASEBALL OPERATIONS STAFF



TORIAN SANDS

HOME CLUBHOUSE ASSISTANT
(22nd SEASON)



SCOTT CURSI

CLUBHOUSE ASSISTANT, UMPIRES
(22nd SEASON)



THOMAS CULKIN

ASSISTANT HOME CLUBHOUSE MANAGER
(5th SEASON)



GERALD CULKIN

CLUBHOUSE ATTENDANT
(4th SEASON)



RYAN HARMON

LEAD SPORTS DIETITIAN, BASEBALL PERFORMANCE SCIENCE
(4th SEASON)



KATE MARTINEZ

ASSISTANT SPORTS DIETITIAN
(2nd SEASON)



RAY ALLEN

MASSAGE THERAPIST
(3rd SEASON)



CHARLES HARDY

CLUBHOUSE CHEF
(3rd SEASON)



JONAH MCELWEE

HOME KITCHEN ASSISTANT
(6th SEASON)



TOMMY KEHL

HOME KITCHEN ASSISTANT
(2nd SEASON)

NOT PICTURED: CRAIG SIMON (SOUS CHEF)

VISITORS' CLUBHOUSE STAFF



BRANDON "TANK" RICHESIN
(21st SEASON)



TOM BERNIER
(15th SEASON)



NICK COWAN
(9th SEASON)





MISHA DWORKEN / BULLPEN CATCHER / 99

Misha, 42, begins his sixth season as a Rays bullpen catcher. Prior to joining the Rays, he spent two summers managing the Torrington (Conn.) Titans of the Futures Collegiate Baseball League. After catching at Sarasota High School and St. Petersburg Community College, he signed with the Astros and played independent ball for seven years. Misha and his wife, Leigh Merritt, reside in Sarasota with their son, Carter, and daughter, Catherine.



JEAN RAMIREZ / BULLPEN CATCHER / 98

Jean, 26, begins his second season as a Rays bullpen catcher. He was selected by the Rays in the 28th round of the 2016 June Draft out of Illinois State University and spent three seasons in the Rays system from 2016-18, appearing in a total of 66 minor league games before his release. He graduated from Illinois State in 2016 with a bachelor's degree in science. A native of Bayamón, Puerto Rico, Jean resides in Fort Worth, Texas.



DAN MOELLER / HEAD GROUNDSKEEPER

Dan enters his 20th season as head groundskeeper. He oversees field maintenance for Tropicana Field and Charlotte Sports Park in Charlotte County, Fla. He is also a key advisor and consultant in the fields at the Rays Dominican Republic Academy and the Rays Field Renovation Program. Dan, 61, joined the Rays in December 1997 as the assistant head groundskeeper. Dan was in private business before joining the organization. He served as president of Northeast Little League for six years, overseeing the participation of 700 players and 1,250 parents, managing the operating budget and facilitating the maintenance of seven league fields at two complexes. Born in Largo, Fla., Dan and his wife, Karen, have three children; Scott, Rose and Jesse and four grandchildren; Madison, Asher, Ava and Emmett.

DID YOU KNOW?

LOCAL RAYS

Eighteen Tampa Bay-born players have worn a Rays uniform. Kevin Cash is the second to manage the club, joining Lou Piniella (Tampa).

Bradenton

RHP Lance Carter, 2002-05

Clearwater

RHP Ryan Garton, 2016-17

RHP Ryan Webb, 2016

Dunedin

C Bobby Wilson, 2015, 2016

Lakeland

INF Steve Pearce, 2016

LHP Ryan Yarbrough, 2018-19

Plant City

OF Kenny Kelly, 2000

St. Petersburg

1B Casey Kotchman 2011

RHP Doug Waechter, 2003-06

RHP Ryan Weber, 2018

Tampa

INF Christian Arroyo, 2018

C Kevin Cash, 2005

RHP Dwight Gooden, 2000

OF Matt Joyce, 2009-14

1B Tino Martinez, 2004

1B Fred McGriff, 1998-2001, 2004

INF Jason Romano, 2004

OF Ozzie Timmons, 2000



TEAM DOCTORS



DR. JAMES ANDREWS / MEDICAL DIRECTOR

Since Sep 18, 1996, the Rays medical staff has been headed by world-renowned orthopaedic surgeon Dr. James Andrews. Dr. Andrews is recognized throughout the world for his scientific and clinical research contributions in knee, shoulder and elbow injuries, and his skill as an orthopaedic surgeon. He is a founding member of the Andrews Sports Medicine and Orthopaedic Center and the American Sports Medicine Institute in Birmingham, Ala. Dr. Andrews graduated from Louisiana State University in 1963, completed studies at the LSU School of Medicine in 1967 and his orthopaedic residency at Tulane Medical School in 1972. He and his wife, Jenelle, have six children and six grandchildren and reside in Mountain Brook, Ala.



DR. KOCO EATON / ORTHOPAEDIC TEAM PHYSICIAN

Dr. Koco Eaton enters his 23rd season with the Rays. He has a private practice in sports medicine and orthopaedic surgery in St. Petersburg. Dr. Eaton has also served as the team physician for the NFL's Tampa Bay Buccaneers and the USL's Tampa Bay Rowdies. He graduated from Columbia University in 1983 and Johns Hopkins School of Medicine in 1987 before completing his fellowship in sports medicine under Dr. Andrews at the American Sports Medicine Institute in Birmingham, Ala., and his orthopaedic surgery residency at the Union Memorial Hospital in Baltimore. He and his wife, Karen, reside in St. Petersburg.



DR. JOHN GROSS / HEAD PRIMARY CARE TEAM PHYSICIAN

Dr. John A. Gross enters his 13th season in the Rays organization and his third as the head primary care team physician. Dr. Gross is board-certified in family medicine and sports medicine, and has a full-time practice taking care of high-level athletes, Ironman triathletes and other patients in St. Petersburg. He participated in Leadership St. Pete, Class of 2008, and is currently on the executive board for the Florida Academy of Family Physicians and a chair member for the Florida Family Medicine Political Action Committee. He resides in St. Petersburg.

DID YOU KNOW?


2020 JUNE DRAFT

The annual First-Year Player Draft is scheduled for June 10-12 in Omaha, Neb., the site of the NCAA's Men's College World Series. For the first time, the entire draft will be held without any overlap with NCAA games. The first day of the draft, which has been moved to a Wednesday this year, will again air exclusively on MLB Network.

The Rays hold the No. 24 overall selection. They also hold a Competitive Balance Round A selection (No. 37), acquired in a trade from the Cardinals. In 2019, the Rays selected SS Greg Jones out of the University of North Carolina Wilmington with the No. 22 overall selection.

This year is the 56th June Draft and the 25th draft in Rays history. It was on June 8, 1965 that the Oakland Athletics selected Arizona State outfielder Rick Monday with the first-ever pick. Since its inception, over 67,000 players have been selected in the June phase of the First-Year Player Draft. The Rays have made 1,225 of those. Among the major sports, baseball was the last to adopt a draft. The NFL was first in 1936, followed by the NBA in 1947 and NHL in 1962.





40-MAN ROSTER



In 2019, Rays starting pitchers ranked 2nd in the AL with a 3.64 ERA. While this included 43 starts by an opener, the Rays used an opener only twice in 25 games in September. As a whole, the Rays staff led the AL with a 3.65 ERA, the first team in major league history to lead their league in ERA while using at least 33 pitchers. Entering 2020, the Rays will lean heavily on 2018 AL Cy Young Award winner Blake Snell, veteran Charlie Morton and righthander Tyler Glasnow.


WILL VRAGOVIC / TAMPA BAY RAYS; KEVIN SABITUS / TAMPA BAY RAYS

1

SHORTSTOP

WILLY ADAMES

Willy Rafael Adames Luna (ah-DAH-mes)

BATS **RIGHT**THROWS **RIGHT**HEIGHT **6'0"**WEIGHT **210**OPENING DAY AGE **24**MAJOR LEAGUE SERVICE **1 year, 105 days**BORN **9/2/95 in Santiago, DR**RESIDES **Santiago, DR**CONTRACT STATUS **Signed through 2020**SIGNING SCOUT **Aldo Perez, Ramon Perez and Miguel Garcia (Tigers)**

ACQUIRED **From the Detroit Tigers along with INF Nick Franklin and LH Drew Smyly in a three-team trade with the Seattle Mariners in exchange for LH David Price, 7/31/14**

X-RAY REPORT

- ◆ Willy trained with 12-time All-Star shortstop Barry Larkin in Orlando during each of the last two offseasons, as well as Dee Gordon, Carlos González and Edwin Ríos this past winter...Willy credits Larkin with helping him find consistency in his game, especially with his glove...he also attributes his defensive strides to his work with Rays third base coach Rodney Linares and a rigorous series of drills they do together.
- ◆ He visited Puerto Rico this offseason with former teammate Carlos Gómez to attend Yadier Molina's Home Run Derby and celebrity softball game...the event benefited the island's continuing recovery from Hurricane María.
- ◆ When Blake Snell entered in relief to close out the Rays Game 4 win during the 2019 Division Series at Tropicana Field, Willy put his arms around him on the mound and said, "I love you man, you got this. We have your back, so do your thing and make your pitches."
- ◆ Willy likes to spend time during the offseason in the Dominican Republic visiting the mountains and experiencing nature, especially its rivers and beaches.
- ◆ As a kid, Willy and his friends loved to play down by the river...he would occasionally sneak out of the house at night to go there despite being caught multiple times by his parents.

2019 SEASON

- ◆ In his age-23 season, became the youngest Ray to hit 20 HR since Evan Longoria (33) in 2009...all 20 HR came as a shortstop, passing Brad Miller (19) in 2016 for the club record...only two other players as young as Adames hit at least 20 HR

while playing shortstop: NYY Gleyber Torres (25) and SD Fernando Tatis Jr. (22).

- ◆ His 152 games led the team and his 145 starts at shortstop were 4th-most in the AL behind OAK Marcus Semien (161), BOS Xander Bogaerts (153) and TEX Elvis Andrus (146)...it was the 3rd-most in club history behind Julio Lugo (155) in 2005 and Yuliel Escobar (149) in 2013.
- ◆ Was errorless in 86 chances over his last 31 games...totaled 12 Defensive Runs Saved, tied with OAK Marcus Semien and LAA Andrelton Simmons for most among AL shortstops.

MOST DEFENSIVE RUNS SAVED, A.L. SHORTSTOPS, 2019

	INNINGS	DRS
Willy Adames, TB	1,314.2	12
Marcus Semien, OAK	1,435.0	12
Andrelton Simmons, LAA	873.1	12
Francisco Lindor, CLE	1,196.1	11
Adalberto Mondesi, KC	852.2	8

- ◆ Was one of three Rays on the active roster for the entirety of the season, joining Charlie Morton and Tommy Pham.
- ◆ Hit .303/.375/.528 (82-for-271) with 15 HR in 77 games on the road and .204/.253/.304 (53-for-260) with 5 HR in 75 games at Tropicana Field...75.0 pct. of his homers came on the road, the highest rate in the AL (min. 15 HR).
- ◆ His first 9 HR came on the road, becoming the second player in franchise history to hit his first 9 HR of a season on the road, joining Gerald Williams (9) in 2000.
- ◆ Hit .329/.403/.609 (53-for-161) with 11 HR out of the No. 9 spot, leading the majors in on-base



pct. and slugging pct. ...his 11 HR tied OAK Josh Phegley (11) for the major league lead and were a club record, passing Curt Casali (7) in 2015 and Yunel Escobar (7) in 2013.

- ◆ Made his first Opening Day roster...at 23 years, 207 days, was the youngest Opening Day starting shortstop in club history, passing Reid Brignac (25 years, 75 days) in 2011 vs. BAL.
- ◆ On May 29 vs. TOR, his 11th-inning single off Justin Shafer was the second walk-off hit of his career, following Aug 7, 2018 vs. BAL.
- ◆ On June 4 at DET, hit his first career grand slam, off Buck Farmer in the 8th inning...was the fifth grand slam by a shortstop in club history, following Daniel Robertson on May 19, 2018 at LAA, Ben Zobrist on Sep 13, 2008 at NYY (G2) and Aug 29, 2008 vs. BAL and Julio Lugo on June 13, 2003 vs. PIT...at 23 years, 275 days, was the youngest Ray to hit a grand slam since Wil Myers (22.194) on June 22, 2013 at NYY.
- ◆ On June 11 vs. OAK, recorded the 13th steal of home in franchise history, as part of a double steal with Kevin Kiermaier.
- ◆ On Sep 20 vs. BOS, recorded a career-high-tying 3 hits, including a walk-off single in the 11th inning, his third career walk-off hit.
- ◆ On Sep 21 vs. BOS, his solo homer off Josh Taylor in the 7th inning struck the D-ring catwalk and went 462 feet, the longest homer of his career.

“

We heard coming up through the minor leagues, Willy kind of always rose up. The brighter the lights, the better he played. We're certainly seeing that now. ... He's one of those guys that have that 'it' factor.

KEVIN CASH DURING THE 2019 ALDS
| MLB.com |

”

- ◆ **POSTSEASON:** Homered in Games 3-4 of the ALDS, the first Ray to homer in back-to-back games in the postseason since B.J. Upton in Games 5-6 of the 2008 ALCS at vs. BOS.
- ◆ In Game 4 vs. HOU, threw out José Altuve at home in the top of the 4th inning, then homered to lead off the bottom of the 4th...became the first player in postseason history to throw out a runner at the plate (excluding force-outs) and then

lead off the next half inning with a homer...his home run hit the D-ring catwalk, the third time a fair ball struck a catwalk in the postseason.

CAREER HIGHLIGHTS

- ◆ In 2018, appeared in 85 games and made 80 starts (72-SS, 8-2B) over three stints with the Rays, his first career major league action...took over as the starting shortstop after Adeiny Hechavarria was designated for assignment on Aug 1...led the team in starts at shortstop.
- ◆ Ranked among AL rookie leaders in avg. (.278, 4th), on-base pct. (.348, 3rd), multi-hit games (22, tied for 7th) and walks (31, 7th).
- ◆ Named to the Topps Major League All-Rookie Team, the first Rays shortstop to earn the honor.
- ◆ Was the second rookie middle infielder in franchise history to hit double-digit homers, following Brendan Harris (12) in 2007.
- ◆ Committed a team-high 14 errors...his 13 errors at shortstop tied for 5th-most in the AL.
- ◆ Entered August batting just .200 (23-for-115), but from Aug 1 through season's end hit .329/.405/.480 (47-for-173)...ranked 1st among AL rookies in avg. over that stretch and 4th in the AL, trailing BOS Mookie Betts (.363), BOS J.D. Martinez (.346) and CLE Michael Brantley (.337).
- ◆ Made his major league debut on May 22 vs. BOS...at 22 years, 262 days, became the youngest position player to make his major league debut for the Rays since Wil Myers on June 18, 2013 at BOS and youngest infielder since Reid Brignac on July 4, 2008 vs. KC...became the youngest shortstop to homer in his major league debut since CHC Starlin Castro (20 years, 44 days) on May 7, 2010 at CIN.
- ◆ Homered off Chris Sale in his second career at-bat, becoming the fifth Ray to homer in his major league debut, following Brandon Guyer on May 6, 2011 at BAL, Elijah Dukes on April 2, 2007 at NYY, Delmon Young on Aug 29, 2006 at CWS and Brent Abernathy on June 25, 2001 at BOS...also became the first player, Rays or visitor, to homer at Tropicana Field in his first career game.
- ◆ On Aug 7 vs. BAL, hit a walk-off home run off Miguel Castro, becoming the fifth player in club history to hit one before his 23rd birthday...he joined Jake Bauers (2018), Evan Longoria (2008), Delmon Young (2007) and Carl Crawford (2003)...it was the fourth walk-off homer in Rays history by a shortstop, following Ben Zobrist (2012), Reid Brignac (2010) and Kevin Stocker (1998).



- Played 40 games for Triple-A Durham prior to his first recall, and another 24 games spanning two stints after his major league debut.
- On April 23 vs. Buffalo (Blue Jays), hit for the cycle in an 8-1 victory...it was his first career cycle, and the second for Durham since they became a Rays affiliate in 1998, joining José Guillén on April 22, 2000.
- In **2017**, spent his age-21 season with Durham...was the 3rd-youngest player on an International League Opening Day roster.
- Named Most Valuable Player for Durham by the Rays Baseball Operations department...tied for 3rd in the IL with a team-leading 140 hits...also led the team with 5 3B and 210 total bases.
- Named to the IL midseason All-Star Team.
- Named the Rays Minor League Hitter of the Month for June, batting .350/.449/.550 (35-for-100) with 5 2B, 3 3B, 3 HR and 12 RBI.
- Named to the Rays Organizational All-Star Team by MLB.com.
- Ranked by *Baseball America* as the No. 19 overall prospect in the minors following the season...was the No. 2 prospect in the Rays system—behind Brent Honeywell Jr.—and No. 5 prospect in the IL...the publication also tabbed him as the Best Defensive Shortstop and Best Infield Arm in the IL in its Best Tools survey.
- Ranked by *Baseball America* as the Best Defensive Infielder in the Rays organization for a fourth consecutive year...also tabbed as the Best Infield Arm in the system.
- Spent the **2016** season with Double-A Montgomery...led the Southern League with 89 runs and 74 BB...also ranked among league leaders in doubles (31, 3rd), extra-base hits (48, 3rd), on-base pct. (.372, 4th), slugging pct. (.430, 5th) and total bases (209, 3rd).
- Named to the SL midseason and postseason All-Star teams.
- Was the starting shortstop for the World team in the Futures Game in July at Petco Park.
- Ranked by *Baseball America* as the No. 10 overall prospect in the minors following the season...was the No. 1 prospect in the Rays system.
- Spent the entire **2015** campaign with Charlotte...was named to the Florida State League midseason All-Star Team in his first full season in the Rays organization.
- Named the Rays Minor League Hitter of the Month for May, batting .354 (35-for-99) with 9 XBH and 13 RBI.
- Ranked by *Baseball America* as the No. 2 prospect in the Rays system—behind Blake Snell—and No. 4 prospect in the FSL following the season...the publication also tabbed him as the Best Infield Arm in the FSL in its Best Tools survey.
- Acquired by the Rays at the July 31 trade deadline in **2014**, a three-team, five-player deal involving David Price...spent the entire season in the Midwest League with Class-A West Michigan and Bowling Green...ranked 2nd in the MWL with 14 3B.
- Ranked by *Baseball America* as the No. 3 prospect in the Rays system and No. 5 prospect in the MWL following the season...the publication also tabbed him as the Best Infield Arm in the MWL in its Best Tools survey.



WILL VRAGOVIC / TAMPA BAY RAYS



CAREER HIGHS

HITS	HOME RUNS	RUNS	STRIKEOUTS
3, 10x-last 9/20/19 vs. BOS	1, 30x-last 9/23/19 vs. BOS	3, 4x-last 9/13/19 at LAA	4, 3x-last 7/2/19 vs. BAL
HITTING STREAK	RBI	WALKS	STOLEN BASES
10G, 4/6/19 – 4/18/19	4, 6/4/19 at DET	2, 11x-last 9/14/19 at LAA	1, 10x-last 7/15/19 at NYY

HOME RUN HIGHLIGHTS

GRAND SLAMS (1)	WALK-OFF (1)
6/4/19 at DET (Buck Farmer)	8/7/18 vs. BAL (Miguel Castro)

CAREER BATTING

YEAR	CLUB	AVG	G	AB	R	H	2B	3B	HR	RBI	SH	SF	HB	BB-I	SO	SB	CS	GDP	OBP	SLG
2013	DSL Tigers	.245	60	200	48	49	12	5	1	21	2	3	6	56-0	44	9	12	2	.419	.370
2014	West Michigan	.269	98	353	40	95	14	12	6	50	4	1	3	39-0	96	3	6	4	.346	.428
	Bowling Green	.278	27	97	15	27	5	2	2	11	0	1	1	15-1	30	3	0	2	.377	.433
2015	Charlotte	.258	106	396	51	102	24	6	4	46	0	6	0	54-1	123	10	1	12	.342	.379
2016	Montgomery	.274	132	486	89	133	31	6	11	57	1	3	4	74-1	121	13	6	12	.372	.430
2017	Durham	.277	130	506	74	140	30	5	10	62	1	3	3	65-0	132	11	5	15	.360	.415
2018	Durham	.286	64	245	36	70	9	5	4	34	0	5	1	27-2	66	3	3	6	.353	.412
	Tampa Bay	.278	85	288	43	80	7	0	10	34	1	2	1	31-3	95	6	5	6	.348	.406
2019	Tampa Bay	.254	152	531	69	135	25	1	20	52	3	1	3	46-1	153	4	2	9	.317	.418
Minor League Totals		.270	617	2283	353	616	125	41	38	281	8	22	18	330-5	612	52	33	53	.363	.410
Major League Totals		.263	237	819	112	215	32	1	30	86	4	3	4	77-4	248	10	7	15	.328	.414

1: Signed by the Detroit Tigers as a free agent, July 2, 2012...signed by Aldo Perez, Ramon Perez and Miguel Garcia. 2: Acquired by the Tampa Bay Rays along with LH Drew Smyly from Detroit as part of a three-team trade, July 31, 2014. The Seattle Mariners sent INF Nick Franklin to Tampa Bay. Tampa Bay sent LH David Price to Detroit. Detroit sent OF Austin Jackson to Seattle.

CAREER FIELDING

YEAR	POSITION	PCT	G	PO	A	E	TC	DP
2018	Shortstop	.947	75	72	161	13	246	38
	Second Base	.981	10	20	31	1	52	6
2019	Shortstop	.970	152	157	388	17	562	68
Totals	Shortstop	.963	227	229	549	30	808	106
	Second Base	.981	10	20	31	1	52	6

POSTSEASON BATTING

YEAR	SERIES	CLUB	AVG	G	AB	R	H	2B	3B	HR	RBI	SH	SF	HB	BB-I	SO	SB	CS	GDP	OBP	SLG
2019	ALWC	TB vs. OAK	.000	1	4	0	0	0	0	0	0	0	0	0	0-0	2	0	0	0	.000	.000
	ALDS	TB vs. HOU	.385	5	13	3	5	1	0	2	2	0	0	0	3-0	3	0	1	0	.500	.923
Postseason Totals			.294	6	17	3	5	1	0	2	2	0	0	0	3-0	5	0	1	0	.400	.706

LEFT-RIGHT BREAKDOWN

	2019					CAREER				
	AVG	AB	H	HR	RBI	AVG	AB	H	HR	RBI
vs. Left	.181	182	33	8	15	.205	264	54	10	28
vs. Right	.292	349	102	12	37	.290	555	161	20	58



46

LEFT-HANDED PITCHER

JOSÉ ALVARADO

José Antonio Alvarado Lizarzabal



BATS LEFT

THROWS LEFT

HEIGHT 6'2"

WEIGHT 245

OPENING DAY AGE 24

MAJOR LEAGUE SERVICE 2 years, 88 days

BORN 5/21/95 in Maracaibo, VEN

RESIDES Maracaibo, VEN

CONTRACT STATUS Signed through 2020

SIGNING SCOUT Euclides Vargas and Ronnie Blanco (Rays)

ACQUIRED Signed as a free agent, 3/13/12

X-RAY REPORT

- The New York Times called his sinker the “nastiest pitch in baseball” last May...during the off-season, José practices by using a tire as a target, clipping its inner wall with the baseball...“I know when I throw a two-seamer and hit the inside part of the tire—imagining there’s a left-handed hitter—it’s instant feedback that I threw a strike.”
- José told *The Athletic* that he often played cards with “much older people” as a kid, once taking so much of the table’s money he was told to return his winnings at gunpoint.
- When he was 14, José dropped out of school to help support his family by working at *La Parcela*, a small farm, where he picked fruit.
- For his Players’ Weekend nickname, José selected ‘Pocho,’ a fruit that his mother made a drink out of for him when he was young.

2019 SEASON

- Limited to 35 apps due to a stint on the Family Medical Emergency List (June 2-27) and two stints on the injured list.
- Issued 27 BB in 30 IP...min. 25 apps, his 8.10 BB/9 IP ratio was the highest of any AL pitcher and the highest mark in Rays history...according to Baseball Reference, only 58 pct. of his pitches were strikes, the lowest rate for a Ray (min. 25 apps) since Cesar Ramos (58 pct.) in 2011.
- Went 1-4 with a 9.95 ERA (12.2-IP, 14-ER) over his last 17 apps beginning on May 17.
- His average fastball velocity, according to FanGraphs, was 98.2 mph...his hardest-thrown pitch, according to StatCast, was 101.5 mph.
- Placed on the Family Medical Emergency List on June 2 and transferred to the Restricted List on

June 9 while dealing with a personal matter in Venezuela...on June 16, returned to the United States and reported to the Charlotte Sports Complex to begin a throwing progression.

HIGHEST AVG. FASTBALL VELOCITY, LHP, 2019 (MIN. 30 IP)

Felipe Vázquez, PIT	98.5 mph
Aroldis Chapman, NYY	98.4 mph
José Alvarado, TB	98.2 mph

- Began the season with 10 consecutive scoreless apps before taking the loss in back-to-back apps on April 20-21 vs. BOS...yielded a 9th-inning sacrifice fly in the first of these games and 11th-inning sacrifice fly in the second.
- On May 17 at NYY, took the blown save and loss after yielding 3 runs in the 9th inning...allowed a solo homer to Luke Voit leading off the frame, snapping a homerless streak of 54 IP, and a 2-out, walk-off single to Gio Urshela.
- On July 3 vs. BAL, yielded 6 runs and 5 ER, both career highs...started the 9th inning with a 3-3 tie and was replaced with 2 outs in a 9-3 deficit.
- On Aug 24 at BAL, was used as an opener for the first time but threw only nine of 24 pitches for strikes, and was replaced with the bases loaded and 1 out in the 1st inning...placed on the 10-day IL after the game (left elbow inflammation).

CAREER HIGHLIGHTS

- In 2018, recorded a 2.39 ERA, best among Rays relievers, in his first full major league season...ranked 2nd on the pitching staff with 70 apps and 3rd with 8 saves...at 22 years, 312 days, was the youngest Ray to make the Opening Day roster since Matt Moore in 2012.



- His avg. fastball velocity was 97.4 mph, according to FanGraphs, a mark equaled by only two lefties in baseball: NYY Aroldis Chapman (98.9) and PIT Felipe Vázquez (98.1).

I've never (seen a pitch)
from a lefty like that,
movement-wise.
... It's nasty.

FORMER RAYS CATCHER TRAVIS D'ARNAUD
| Rays Inside Pitch |

- Held opponents to a .183 avg. (42-for-229), including a .217 avg. (15-for-69) with RISP and a .133 avg. (4-for-30) with RISP and 2 outs.
- Yielded 1 HR in 64 IP...min. 50 IP; his 0.14 HR/9 IP ratio was the best in the majors and 2nd in club history behind Roberto Hernández (0.12) in 1999.
- His 32 holds tied teammate Chaz Roe for the AL lead...he and Roe tied for 3rd in Rays history, behind Joel Peralta in 2013 (41) and 2012 (37)...recorded the most holds by any lefty since PIT Tony Watson (41) in 2015, and tied SEA Arthur Rhodes (2001) for the 2nd-most in AL history by a lefty, behind MIN J.C. Romero (33) in 2002.
- On April 30 at DET, recorded his first career save, preserving a 3-2 win...earned his first career win on July 10 vs. DET, with two perfect innings.
- On June 26 vs. WAS, played an interesting role in a 1-0 victory...he entered to begin the 9th inning, walked Bryce Harper, then moved to first base while Chaz Roe struck out Anthony Rendon...he then returned to the mound and yielded singles to Juan Soto and Daniel Murphy to load the bases before Sergio Romo recorded the final 2 outs for the save...he became the first pitcher to also appear at first base in a 9-inning game since MIL Chuck Crim on June 6, 1989 at TOR...was the first pitcher in club history to appear defensively at another position.
- Spent the last 5 games leading up to the All-Star break on the Family Medical Emergency List.
- Compiled a 2.10 ERA (25.2-IP, 6-ER) in 29 apps after the All-Star break and a 1.72 ERA (36.2-IP, 7-ER) over his last 43 apps beginning June 12.
- From the start of August through the end of the season, struck out 46.7 pct. (35 of 75) of batters faced...allowed only 9 hits and 6 BB.
- In 2017, made 35 apps with the Rays spanning three stints, his first career major league action...was on the active roster from May 3-June 27, Aug 4-13 and Sep 5 through season's end.

- Did not allow a run in his last 14 apps spanning two stints, beginning Aug 4...opponents hit .190/.227/.214 (8-for-42) over this stretch, which lowered his season ERA from 5.89 to 3.64.
- With his May 3 recall from Double-A Montgomery, was the first Rays call up to bypass Triple-A for his major league debut since Scott Kazmir in 2004...debuted that night vs. MIA and allowed 3 R/ER in the 7th inning.
- Debuted at 21 years, 347 days and became the fourth pitcher in club history to take the mound before his 22nd birthday, joining Scott Kazmir, Chad Gaudin and Dan Wheeler.
- Pitched to a 14.54 ERA (4.1-IP, 7-ER) over his last 6 apps prior to his June 28 option to Triple-A Durham...yielded at least 1 run in five of those 6 apps, and suffered 3 losses over that span.
- In his second stint, struck out nine of his 16 BF spanning 5 apps, all scoreless...on Aug 4 vs. MIL, struck out all 3 BF on a total of 9 pitches...was the third "immaculate inning" in club history, following Brad Boxberger on May 8, 2014 vs. BAL and Rafael Soriano on Aug 23, 2010 at LAA.
- Averaged 12.13 SO/9 IP (29.2-IP, 40-SO) over 25 apps between Montgomery and Durham.
- **WORLD BASEBALL CLASSIC:** Pitched for Venezuela in the World Baseball Classic during spring training, making 3 apps...earned the victory in a 4-3 comeback win over Italy in a tiebreaker game in Guadalajara, Mexico, going 2.1 IP in relief.
- In 2016, made 37 apps between Class-A Bowling Green and Class-A Charlotte, combining for a 3.06 ERA (70.2-IP, 24-ER) and 85 SO...was used exclusively in relief for the first time since his 2012 debut season.
- Held left-handed hitters to a .184 avg. (14-for-76) with 1 HR and 28 SO between the two levels.
- All 10 apps for Bowling Green were 2 IP or longer...averaged 12.41 SO/9 IP there to earn a promotion to Charlotte on May 16.
- Recorded a 5.56 ERA (22.2-IP, 14-ER) in his first 15 apps with the Stone Crabs, but finished the season with a 2.31 ERA (23.1-IP, 6-ER) over his final 12 apps.
- Made 9 apps for the Tiburones de La Guaira in the Venezuelan Winter League, going 1-0 with a 1.93 ERA (9.1-IP, 2-ER) and 13 SO.
- Ranked by *Baseball America* as the No. 28 prospect in the Rays system following the season.
- Limited to 5 starts for Rookie-level Princeton in 2015...made 14 apps for La Guaira in the Venezuelan Winter League.



- Spent the **2014** season with the GCL Rays, pitching stateside for the first time in his career... tied for the team lead with 11 starts and ranked 2nd with 46 SO...finished 4th in the Gulf Coast League with 29 BB.
- Ranked by *Baseball America* as the No. 17 prospect in the Rays system following the season.
- Led the **2013** VSL Rays with 54 SO...his 10.64 SO/9 IP ranked 2nd in the Venezuelan Summer League and 1st among VSL starters.
- Made his professional debut for the VSL Rays in **2012**, making 12 relief apps.

CAREER HIGHS

LONGEST OUTING

2.0, 3x-last 7/10/18 vs. DET

STRIKEOUTS

4, 2x-last 9/26/18 vs. NYY

WALKS

3, 2x-last 8/24/19 at BAL

HR ALLOWED

1, 4x-last 7/3/19 vs. BAL

RUNS ALLOWED

6, 7/3/19 vs. BAL

HITS ALLOWED

4, 3x-last 7/3/19 vs. BAL

LOSS STREAK

8G, 8/3/18 - 7/3/19

CAREER PITCHING

YEAR	CLUB	W	L	ERA	G	GS	CG	SHO	SV	IP	H	R	ER	HR	HB	BB-I	SO	WP	BK
2012	VSL Rays	2	3	3.81	12	0	0	0	0	26.0	20	14	11	0	4	17-0	20	11	1
2013	VSL Rays	1	8	1.97	13	13	0	0	0	45.2	41	23	10	2	0	21-0	54	17	1
2014	GCL Rays	1	5	3.79	12	11	0	0	0	40.1	28	28	17	1	2	29-0	46	7	1
2015	Princeton	0	2	9.53	5	5	0	0	0	17.0	18	19	18	1	5	13-0	18	0	0
2016	Bowling Green	2	0	1.46	10	0	0	0	2	24.2	12	5	4	0	1	17-0	34	4	1
	Charlotte	2	1	3.91	27	0	0	0	0	46.0	38	27	20	1	0	38-1	51	10	0
2017	Montgomery	2	1	2.38	9	0	0	0	0	11.1	4	3	3	1	0	5-0	14	1	0
	Tampa Bay	0	3	3.64	35	0	0	0	0	29.2	24	12	12	1	0	9-1	29	2	0
	Durham	0	2	3.93	16	0	0	0	1	18.1	11	8	8	1	0	13-1	26	3	0
2018	Tampa Bay	1	6	2.39	70	0	0	0	8	64.0	42	21	17	1	1	29-4	80	2	0
2019	Tampa Bay	1	6	4.80	35	1	0	0	7	30.0	29	18	16	2	0	27-3	39	8	0
	Charlotte	0	0	0.00	1	1	0	0	0	1.0	0	0	0	0	0	0-0	0	0	0
	Durham	0	0	3.38	4	0	0	0	0	2.2	2	1	1	1	0	2-0	3	0	0
Minor League Totals		10	22	3.55	109	30	0	0	3	233.0	174	128	92	8	12	155-2	266	53	4
Major League Totals		2	15	3.27	140	1	0	0	15	123.2	95	51	45	4	1	65-8	148	12	0

1: Signed by the Tampa Bay Rays as a free agent, March 13, 2012...signed by Euclides Vargas and Ronnie Blanco.

CAREER FIELDING

YEAR	POSITION	PCT	G	PO	A	E	TC	DP
2017	Pitcher	1.000	35	2	3	0	5	0
2018	Pitcher	1.000	70	1	5	0	6	1
	First Base	-	1	0	0	0	0	0
2019	Pitcher	.833	35	1	4	1	6	0
Totals	Pitcher	.941	140	4	12	1	17	1
	First Base	-	1	0	0	0	0	0

WORLD BASEBALL CLASSIC PITCHING

YEAR	CLUB	W	L	ERA	G	GS	CG	SHO	SV	IP	H	R	ER	HR	HB	BB-I	SO	WP	BK
2017	Venezuela	1	0	9.00	3	0	0	0	0	3.0	1	3	3	1	0	3-0	4	0	0

LEFT-RIGHT BREAKDOWN

	2019				CAREER			
	AVG	AB	H	HR	AVG	AB	H	HR
vs. Left	.194	36	7	0	.235	162	38	1
vs. Right	.282	78	22	2	.195	292	57	3



70

RIGHT-HANDED PITCHER

NICK ANDERSON

Nick Paul Anderson



BATS **RIGHT**

THROWS **RIGHT**

HEIGHT **6'4"**

WEIGHT **205**

OPENING DAY AGE **29**

MAJOR LEAGUE SERVICE **1 year**

BORN **7/5/90 in Crosby, MN**

RESIDES **Brainerd, MN**

CONTRACT STATUS **Signed through 2020**

SIGNING SCOUT **Bill Milos (Twins)**

ACQUIRED **From the Miami Marlins along with RH Trevor Richards in exchange for OF Jesús Sánchez and RH Ryne Stanek, 7/31/19**

X-RAY REPORT

- Nick did not play affiliated ball until he was 25, when he signed in August 2015...he pitched parts of three years (2012-13, 2015) in independent ball (Rockford RiverHawks, Rockford Aviators, Frontier Greys) and played for the Tri-City (Minn.) Hawks, a men's baseball league in 2014 while he helped a friend remodel houses.
- Nick broke his nose in elementary school after he was tripped by a classmate while running and collided with a brick wall.
- He didn't play organized football from 9th-11th grade, but suited up as a senior at outside linebacker and kicker...his preferred kicking style was straight-toed and he wore square-toe cleats.
- As a kid, Nick competed at BMX and keeps the trophies at his dad's house...his love of extreme sports also includes snowmobiling.

2019 SEASON

- Spent the entire season in the majors, split between the Marlins and Rays organizations...acquired by the Rays in a four-player deal just minutes before the July 31 trade deadline.
- His 110 SO (in 65 IP) tied BOS Matt Barnes for 3rd-most in the majors as a reliever, trailing MIL Josh Hader (138) and OAK Liam Hendriks (122)...his 110 SO in relief was 8th all-time by a rookie—among those above him on the list are ATL Craig Kimbrel (127) in 2011, ATL Steve Bedrosian (114) in 1982 and LAD Pedro Martínez (113) in 1993.
- His 15.23 SO/9 IP ratio was the 3rd-highest mark in major league history by a qualifying rookie reliever, behind LAD Kenley Jansen (16.10) in 2011 and SEA Edwin Díaz (15.33) in 2016.

- Between the Marlins and Rays, struck out 41.7 pct. of batters faced, 2nd-best in the majors (min. 50 IP) behind MIL Josh Hader (47.8).

HIGHEST SO/9 IP RATIO, ROOKIE RELIEVER, MLB HISTORY (MIN. 50 IP)

Kenley Jansen, LAD, 2011	16.10
Edwin Díaz, SEA, 2016	15.33
Nick Anderson, MIA/TB, 2019	15.23
Craig Kimbrel, ATL, 2011	14.84
Josh James, HOU, 2019	14.67

MOST STRIKEOUTS PER BATTER FACED, MLB, 2019 (MIN. 50 IP)

Josh Hader, MIL	47.8 pct.
Nick Anderson, MIA/TB	41.7 pct.
Kirby Yates, SD	41.6 pct.

- Made the Marlins roster out of spring training and made his major league debut on Opening Day vs. COL, retiring his only batter...earned his first win on May 21 at DET, working a scoreless 10th and 11th innings in a 5-4 victory, with 5 SO...earned his first save on June 23 at PHI.
- Beginning on Aug 1—the date of his Rays debut—through the end of the season, he led the majors (min. 20 IP) with a 17.30 SO/9 IP ratio.
- Made 23 apps after the trade to the Rays, recording 41 SO and only 2 BB (1 IBB)...recorded 34 SO before allowing his first walk, the 2nd-longest streak of strikeouts without a walk in franchise history behind Chris Archer (43) from May 27–June 13, 2015...since Stats LLC play-by-play data is available (1974), his streak was the longest to begin a career with a team, passing Billy Wagner (30) with the 2004 Phillies.
- Began his Rays career with 10 consecutive scoreless apps but pitched to a 3.86 ERA (11.2-IP,



5-ER) in his last 13 apps...went 4-2 with a 2.25 ERA (44-IP, 11-ER) and 71 SO (14.52 SO/9 IP) in 47 apps from May 27 through season's end.

- Recorded at least 1 SO in 21 of his 23 apps with the Rays, including multiple strikeouts in 14 of 23 apps and 3 SO (or more) in five of 23 apps.
- After allowing a double to his first batter faced as a Ray, retired 22 straight, including 17 SO... was the first reliever to start his Rays career with seven consecutive apps of multiple strikeouts.
- Starting with his second out on Aug 6 vs. TOR through his third out on Aug 17 vs. DET, struck out 13 of 14 BF including nine consecutive batters at one point, one shy of the major league record set by NYM Tom Seaver in 1970.

“ It seems like he strikes out literally everyone. His fastball is special. We saw it when we faced Miami. Everyone swings right under it.

KEVIN KIERMAIER
| The Athletic |

- Named to *Baseball America's* All-Rookie Team, the only reliever selected...became the first Rays pitcher selected since Jeremy Hellickson in 2011 and the first Rays reliever to make it.
- Named the 2019 Dick Siebert Award winner by the Minnesota Chapter of the BBWAA...the award is named for the former University of Minnesota coach and presented annually to the Upper Midwest Player of the Year...it was awarded previously to Jeremy Hellickson, an Iowa native.
- POSTSEASON:** Went 1.1 IP in the Wild Card Game at OAK...allowed a leadoff single in the 8th inning but struck out his next 4 BF.
- Made 3 apps in the ALDS, including a career-high 2.1 IP in Game 4 vs. HOU.

CAREER HIGHLIGHTS

- In **2018**, tied for 2nd among Twins minor leaguers with 39 apps and tied for 7th with 8 wins...spent the entire season with Triple-A Rochester and named to the International League midseason All-Star Team.
- Yielded 4 ER in 4 starts spanning 4 IP.
- Traded to the Marlins following the season and added to their 40-man roster.

- Split the **2017** season between Class-A Fort Myers and Double-A Chattanooga, earning a June 1 promotion...went 4-1 with a 1.00 ERA (54-IP, 6-ER) and 57 SO between the two levels.
- Tied for 7th in the Southern League with 9 saves...converted all 11 save opportunities between the two levels.
- In **2016**, went 4-3 with a 2.65 ERA (57.2-IP, 17-ER) and 75 SO in 42 apps between Class-A Cedar Rapids and Fort Myers, with a May 24 promotion...ranked 2nd among Twins minor leaguers with 13 saves.
- His final 10 apps spanning 13.2 IP were scoreless...this stretch lowered his ERA for Fort Myers from 5.63 to 3.58.
- In **2015**, pitched for the Frontier Greys in the independent Frontier League before signing with the Twins on Aug 7...assigned to Cedar Rapids, recording 0 BB and 12 SO in 9 apps.
- Did not play professional baseball in **2014**, following two seasons with Rockford in the Frontier League in **2013** and **2012**...went 6-14 with a 6.79 ERA (114-IP, 86-ER) in 25 starts over his two seasons with Rockford.

AMATEUR CAREER

- Selected by the Brewers in the 32nd round of the 2012 June Draft out of Mayville State University in North Dakota, but did not sign.
- Pitched to a 1.95 ERA (60-IP, 13-ER) in 2012, earning first team All-Conference honors.
- Played three seasons at St. Cloud State in Minnesota before transferring.

CAREER HIGHS

LONGEST OUTING

2.0, 2x-last 7/18/19 vs. SD

STRIKEOUTS

5, 2x-last 7/18/19 vs. SD

WALKS

2, 3x-last 7/28/19 vs. ARI

HR ALLOWED

1, 8x-last 9/21/19 vs. BOS

RUNS ALLOWED

5, 5/4/19 vs. ATL

HITS ALLOWED

4, 5/4/19 vs. ATL

WIN STREAK

3G, 8/3/19 - 9/7/19

LOSS STREAK

2G, 6/16/19 - 7/13/19



CAREER PITCHING

YEAR	CLUB	W	L	ERA	G	GS	CG	SHO	SV	IP	H	R	ER	HR	HB	BB-I	SO	WP	BK
2012	Rockford (IND)	1	4	7.71	7	7	0	0	0	32.2	42	35	28	5	0	21-0	20	4	0
2013	Rockford (IND)	5	10	6.42	16	16		0	0	81.1	94	67	58	11	5	38-0	69	11	0
2014	Did Not Play																		
2015	Frontier (IND)	2	0	0.65	25	0	0	0	13	27.2	17	2	2	0	0	6-0	35	0	0
	Cedar Rapids	0	1	0.75	9	0	0	0	4	12.0	7	1	1	1	1	0-0	12	0	0
2016	Cedar Rapids	4	0	0.90	12	0	0	0	3	20.0	6	3	2	0	0	3-0	28	0	0
	Fort Myers	0	3	3.58	30	0	0	0	10	37.2	33	16	15	2	1	13-1	47	2	0
2017	Fort Myers	2	0	0.89	15	0	0	0	2	20.1	13	2	2	0	0	3-0	20	2	0
	Chattanooga	2	1	1.07	29	0	0	0	9	33.2	19	4	4	0	1	7-0	37	1	0
2018	Rochester	8	2	3.30	39	4	0	0	4	60.0	49	26	22	8	1	19-2	88	3	0
2019	Miami	2	4	3.92	45	0	0	0	1	43.2	40	19	19	5	1	16-3	69	2	0
	Tampa Bay	3	0	2.11	23	0	0	0	0	21.1	12	5	5	3	1	2-1	41	2	0
Minor League Totals		16	7	2.25	134	4	0	0	32	183.2	127	52	46	11	4	45-3	232	8	0
Major League Totals		5	4	3.32	68	0	0	0	1	65.0	52	24	24	8	2	18-4	110	4	0

1: Signed by the Minnesota Twins as a free agent, August 7, 2015...signed by Bill Milos. 2: Acquired by the Miami Marlins from Minnesota in exchange for INF Brian Schales, November 20, 2018. 3: Acquired by the Tampa Bay Rays along with RH Trevor Richards from Miami in exchange for OF Jesús Sánchez and RH Ryne Stanek, July 31, 2019.

CAREER FIELDING

YEAR	POSITION	PCT	G	PO	A	E	TC	DP
2019	Pitcher	.857	68	2	4	1	7	0

POSTSEASON PITCHING

YEAR	SERIES	CLUB	W	L	ERA	G	GS	CG	SHO	SV	IP	H	R	ER	HR	HB	BB-I	SO	WP	BK
2019	ALWC	TB vs. OAK	0	0	0.00	1	0	0	0	0	1.1	1	0	0	0	0	0-0	4	0	0
	ALDS	TB vs. HOU	0	0	2.08	3	0	0	0	0	4.1	4	1	1	0	0	0-0	4	1	0
Postseason Totals			0	0	1.59	4	0	0	0	0	5.2	5	1	1	0	0	0-0	8	1	0

LEFT-RIGHT BREAKDOWN

	2019				CAREER			
	AVG	AB	H	HR	AVG	AB	H	HR
vs. Left	.250	112	28	4	.250	112	28	4
vs. Right	.183	131	24	4	.183	131	24	4



WILL VRAGOVIC / TAMPA BAY RAYS



56

OUTFIELDER

RANDY AROZARENA

Randy Arozarena Gonzalez (ah-row-sah-RAY-nah)

BATS **RIGHT**THROWS **RIGHT**HEIGHT **5'11"**WEIGHT **185**OPENING DAY AGE **25**MAJOR LEAGUE SERVICE **48 days**BORN **2/28/95 in Havana, Cuba**RESIDES **Tijuana, MEX**CONTRACT STATUS **Signed through 2020**SIGNING SCOUT **Ramon Garcia (Cardinals)**

ACQUIRED **From the St. Louis Cardinals along with OF José Martínez and a Competitive Balance Round A draft selection in exchange for LH Matthew Liberatore, C Edgardo Rodríguez and a Competitive Balance Round B draft selection, 1/9/20**

X-RAY REPORT

- Randy played two years of professional baseball in Cuba...he chose to wear No. 66 with St. Louis as a tribute to the similarities he sees between his game and that of fellow Cuban Yasiel Puig, who also wears the number...he describes Puig as *loco*, which is Spanish for "crazy"... "But he's a good player. I have similar characteristics. Every time I play hard. I have the same arm. And yes, I love that number. I played with that number in Mexico, too," he said.
- Randy's first call up to the majors came on Aug 13, 2019, when José Martínez was placed on the Cardinals injured list...he was sleeping in his hotel room in Fresno, Calif. when he received a call from Triple-A Memphis Manager Ben Johnson with the news...on a 1-to-10 scale, Randy graded Johnson's ability to speak Spanish at "about a two"...thinking he was dreaming, he called back to confirm the call up was real...Johnson was a coach for Triple-A Durham in 2018.

2019 SEASON

- Appeared in 19 games and made 4 starts, all in center field, over two stints with the Cardinals, his first career major league action.
- Selected from Triple-A Memphis on Aug 13 and made his major league debut the next night at KC, going 2-for-4 including a bases-loaded, RBI single off Kevin McCarthy in the 7th inning for his first career hit...optioned on Aug 19.
- Recalled on Sep 3 and remained on the active roster through the end of the season.
- Appeared in 16 of the Cardinals final 24 games...in addition to 2 starts over that span, was used

as a pinch-hitter three times, pinch-runner six times and defensive replacement five times.

- On Sep 25 at ARI, hit a solo shot off Merrill Kelly in the 6th inning for his first career homer.
- Combined for 92 games between Double-A Springfield and Memphis, batting .344/.431/.571 (118-for-343) with 15 HR, 53 RBI and 17 SB...his 15 HR tied for 5th among Cardinals minor leaguers...ranked 4th with 44 XBH, 5th with 196 total bases and 7th with 17 SB.
- Missed the start of the season with a right hand fracture...made his season debut on May 11.
- Hit for the cycle on July 26 at Oklahoma City (Dodgers)...completed the feat with a 2-run triple in the 5th inning...joined Luke Voit in 2018 and Mark Little in 2000 as the only Memphis players to ever hit for the cycle.
- Named the Cardinals Minor League Hitter of the Month for both June and July, batting .376/.453/.600 (77-for-205) over that stretch.
- Named to the Cardinals Organizational All-Star Team by MLB.com...named a Triple-A All-Star by *Baseball America*.
- **POSTSEASON:** Was used four times as a pinch-hitter and once as a defensive replacement...became the third Cuban-born player to appear in a postseason game for the Cardinals, joining Eli Marrero and Tony Fossas.
- Acquired by the Rays on Jan 9, 2020...at the time of the trade, ranked by *Baseball America* as the No. 10 prospect in the Cardinals system.

CAREER HIGHLIGHTS

- In **2018**, hit .274/.359/.433 (98-for-358) with 12 HR, 49 RBI and 26 SB in 113 games between



Memphis and Springfield...spent multiple stints with each club, but rejoined Memphis on Aug 1 and stayed there through season's end...his 26 SB ranked 4th among Cardinals minor leaguers.

- ♦ Hit a grand slam on May 5 vs. Tulsa (Dodgers) in his first game after his transfer to Springfield...went 4-for-4 with 2 HR and 4 RBI on July 18 vs. Northwest Arkansas (Royals).
- ♦ Played for the World team in the Futures Game in July at Nationals Park...entered in the 7th inning and reached on an error in his only at-bat.
- ♦ Hit .348/.464/.652 (8-for-23) with 2 HR and 7 RBI in the Pacific Coast League postseason, helping Memphis win the league championship.
- ♦ As the cleanup hitter, went 3-for-4 with 2 2B and 2 RBI in a 14-4 win over Durham in the Triple-A National Championship Game.
- ♦ Played 64 games for the Mayos de Navojoa in the Mexican Winter League, batting .292 (76-for-260) with 25 2B, 14 HR and 37 RBI.
- ♦ Ranked by *Baseball America* as the No. 17 prospect in the Cardinals system following the season.
- ♦ Split the 2017 season between Class-A Palm Beach and Springfield...hit .266/.346/.437 (114-for-428) with 11 HR, 49 RBI and 18 SB.
- ♦ Tied for 2nd among Cardinals minor leaguers with 32 2B and ranked 3rd with 47 XBH.
- ♦ Named to the Florida State League midseason All-Star Team.

- ♦ Named the Cardinals Minor League Hitter of the Month for May, batting .296 (32-for-108) with 9 2B, 3 HR and 15 RBI in 28 games.
- ♦ Named FSL Player of the Week for June 5-11...ended the week with homers in three consecutive games, including his first professional grand slam on June 11 at Daytona (Reds).
- ♦ Played 51 games for Navojoa in the Mexican Winter League, leading the team with 13 HR.
- ♦ Ranked by *Baseball America* as the No. 11 prospect in the Cardinals system following the season.
- ♦ In 2016, played 5 games for the Toros de Tijuana in the Mexican League...signed with the Cardinals on Aug 1...transitioned to center field during winter ball, playing 51 games for Navojoa.
- ♦ Ranked by *Baseball America* as the No. 12 prospect in the Cardinals system following the season.

AMATEUR CAREER

- ♦ Played two seasons for Pinar del Rio in the Cuban National Series...defected from Cuba to Mexico toward the end of 2014.
- ♦ Earned a spot on Cuba's national team for the 2013 18U Baseball World Cup in Taichung, Taiwan...ranked 2nd on the team in on-base pct. during the tournament behind Yoán Moncada.



WILL VRAGOVIC / TAMPA BAY RAYS



CAREER BATTING

YEAR	CLUB	AVG	G	AB	R	H	2B	3B	HR	RBI	SH	SF	HB	BB-I	SO	SB	CS	GDP	OBP	SLG
2013	Pinar del Rio	.077	19	13	6	1	0	0	0	0	1	0	0	6-0	3	0	1	0	.368	.077
2014	Pinar del Rio	.291	74	227	49	66	12	4	3	24	6	3	13	36-1	37	15	6	4	.412	.419
2015	Did Not Play																			
2016	Tijuana (MEX)	.100	5	20	3	2	1	0	0	0	0	0	0	2-0	3	0	0	1	.182	.150
2017	Palm Beach	.275	70	265	38	73	22	3	8	40	1	4	12	13-0	53	10	4	3	.333	.472
	Springfield	.252	51	163	34	41	10	1	3	9	1	1	3	27-0	34	8	3	8	.366	.380
2018	Memphis	.232	89	267	42	62	16	0	5	28	3	2	11	28-1	59	17	5	6	.328	.348
	Springfield	.396	24	91	22	36	5	0	7	21	1	0	4	6-0	25	9	3	1	.455	.681
2019	Springfield	.309	28	97	14	30	7	2	3	15	0	0	6	13-2	23	8	5	4	.422	.515
	Memphis	.358	64	246	51	88	18	2	12	38	0	2	11	24-0	48	9	7	5	.435	.593
	St. Louis	.300	19	20	4	6	1	0	1	2	0	0	1	2-0	4	2	1	0	.391	.500
Minor League Totals		.292	326	1129	201	330	78	8	38	151	6	9	47	111-3	242	61	27	27	.377	.477
Major League Totals		.300	19	20	4	6	1	0	1	2	0	0	1	2-0	4	2	1	0	.391	.500
Cuban Nat'l. Series		.279	93	240	55	67	12	4	3	24	7	3	13	42-1	40	15	7	4	.409	.400
Mexican League Totals		.100	5	20	3	2	1	0	0	0	0	0	0	2-0	3	0	0	1	.182	.150

1: Signed by the St. Louis Cardinals as a free agent, August 1, 2016...signed by Ramon Garcia. 2: Acquired by the Tampa Bay Rays along with OF Jose Martinez and a Competitive Balance Round A draft selection from St. Louis in exchange for LH Matthew Liberatore, C Edgardo Rodriguez and a Competitive Balance Round B draft selection, January 9, 2020.

POSTSEASON BATTING

YEAR	SERIES	CLUB	AVG	G	AB	R	H	2B	3B	HR	RBI	SH	SF	HB	BB-I	SO	SB	CS	GDP	OBP	SLG
2019	NLDS	STL vs. ATL	.000	3	3	0	0	0	0	0	0	0	0	0	0-0	2	0	0	0	.000	.000
	NLCS	STL vs. WAS	.000	2	1	0	0	0	0	0	0	0	0	1	0-0	1	1	0	0	.500	.000
Postseason Totals			.000	5	4	0	0	0	0	0	0	0	0	1	0-0	3	1	0	0	.200	.000

CAREER FIELDING

YEAR	POSITION	PCT	G	PO	A	E	TC	DP
2019	Right Field	1.000	6	4	0	0	4	0
	Center Field	1.000	5	7	1	0	8	0
	Left Field	-	1	0	0	0	0	0

LEFT-RIGHT BREAKDOWN

	2019					CAREER				
	AVG	AB	H	HR	RBI	AVG	AB	H	HR	RBI
vs. Left	.333	3	1	0	0	.333	3	1	0	0
vs. Right	.294	17	5	1	2	.294	17	5	1	2

DID YOU KNOW?

RAYS TO HOMER FROM BOTH SIDES OF THE PLATE

PLAYER	GAME	AS LH BATTER / RH BATTER
Geoff Blum	5/4/04 at TEX	Chan Ho Park / Erasmo Ramirez
Willy Aybar	8/3/09 vs. KC	Zack Greinke / Ron Mahay
Ben Zobrist	4/13/14 at CIN	Nick Christiani / Tony Cingrani



53

LEFT-HANDED PITCHER

ANTHONY BANDA

Frank Anthony Banda (BAHN-da)



BATS **LEFT**

THROWS **LEFT**

HEIGHT **6'2"**

WEIGHT **230**

OPENING DAY AGE **26**

MAJOR LEAGUE SERVICE **1 year, 50 days**

BORN **8/10/93 in Corpus Christi, TX**

RESIDES **New Bronfels, TX**

CONTRACT STATUS **Signed through 2020**

SIGNING SCOUT **Brian Sankey (Brewers)**

ACQUIRED **From the Arizona Diamondbacks along with INF Nick Solak and two players to be named (RH Sam McWilliams, LH Colin Poche) in a three-team trade with the New York Yankees in exchange for OF Steven Souza Jr., 2/20/18**

X-RAY REPORT

- Anthony built his own gaming PC last year after teaching himself the basics of the process by watching YouTube videos.
- He has collected Pokémon cards since he was in fourth grade...when he opens new cards, he keeps anything rare and gives the rest to his niece...the jewel he one day hopes to obtain is a first-edition holographic Charizard...a PSA-graded 10 out of 10 copy of that card sold at auction for more than \$50,000.
- He loves tattoos...both arms are sleeved and he has a full chest piece...the design on his right arm took more than 19 hours, the left was 12 hours and his chest totaled 21 hours...he split the chest piece into two sessions and even had two artists working at the same time...most of the art is faith- or family-related.
- Anthony loves to cut hair, including for his friends and teammates, but not in the majors since the team has a regular barber...he makes a true hobby of it, including researching and buying new clippers and equipment...he picked up the hobby in high school and hasn't gone to a barber since.
- Anthony grew up a Rangers fan in Texas...his favorite pitcher was Nolan Ryan but he started leaning toward Randy Johnson because he was a fellow lefty and the first southpaw he saw pitch live at any level...The Big Unit visited Anthony's Double-A team during his time in the D-backs system and the two sat in the stands and talked for an entire game...it remains his all-time favorite baseball moment.
- Anthony has a son, Ayden Bryce, who was born in December 2018.

2019 SEASON

- Spent most of the season rehabbing from Tommy John surgery...began a rehab assignment with Class-A Charlotte on June 23.
- Went 2-4 with a 5.67 ERA (33.1-IP, 21-ER) in 13 apps (8 starts) between Charlotte, the GCL Rays and Triple-A Durham.
- Recalled by the Rays on Sep 2 and remained on the active roster through the end of the season...his app on Sep 8 vs. TOR was his first in the majors since May 26, 2018 vs. BAL.
- Ranked by *Baseball America* as the No. 30 prospect in the Rays system following the season.

CAREER HIGHLIGHTS

- In **2018**, made 3 apps (1 start) over two stints with the Rays: May 12 and May 15-26...was placed on Durham's injured list on June 1 and underwent Tommy John surgery on June 14, performed by Dr. James Andrews in Pensacola, Fla.
- Was the 26th Man for the May 12 doubleheader at BAL but did not pitch.
- On May 15 at KC, made his Rays debut and needed only 52 pitches for his start of 5 IP...allowed an RBI groundout in the 2nd inning and an RBI groundout plus a Whit Merrifield RBI single in the 5th inning...averaged 94.3 mph on his 40 fastballs thrown, according to StatCast.
- At the time of his second recall, his 4 wins tied for 3rd in the International League and his 44 SO tied for 2nd in the IL.
- Acquired by the Rays during spring training, in the three-team, seven-player swap with the Diamondbacks and Yankees on Feb 20.



- ◆ Ranked by *Baseball America* as the No. 21 prospect in the Rays system following the season.
- ◆ In **2017**, made 8 apps (4 starts) over three stints with the Diamondbacks, his first career major league action...was on the active roster for a one-day stint on July 22, and from Aug 4-15 and Sep 9 through the end of the season.
- ◆ Lost his major league debut on July 22 vs. WAS...yielded a solo homer to Bryce Harper in the 1st inning...removed in the 6th after allowing 2 runs on three consecutive 1-out extra-base hits...a fourth run was charged against him after he left the game...his line: L, 5.2 IP, 7 H, 4 R/ER, 0 BB, 5 SO, 1 HR.
- ◆ Recorded his first career win in his second start, Aug 4 at SF over Madison Bumgarner...his only run allowed was a bases-loaded walk in the 4th inning...his 7 SO remain tied for a career high...became the first Diamondbacks lefty to record at least 7 SO and allow 1 ER or fewer in an outing of 6 IP or more within the first 2 apps of his career.
- ◆ Yielded 17 ER at the major league level, including 8 ER in his Aug 15 start vs. HOU before being optioned...his only home run allowed was in the 1st inning of his major league debut.
- ◆ Pitched out of the bullpen in his third stint, going 1-0 with a 1.50 ERA (6-IP, 1-ER).
- ◆ Was not on the Diamondbacks roster for the NL Wild Card Game or NLDS.
- ◆ Went 8-7 with a 5.39 ERA (122-IP, 73-ER) in 22 starts for Triple-A Reno...ranked 4th in the Pacific Coast League with a .266 opp avg.
- ◆ Ranked by *Baseball America* as the No. 2 prospect in the D-backs system following the season.
- ◆ In **2016**, named the Diamondbacks Minor League Pitcher of the Year...led D-backs minor leaguers with 152 SO for a second consecutive year...his 2.88 ERA ranked 2nd among D-backs minor leaguers and his 10 wins tied for 3rd.
- ◆ Split the season between Double-A Mobile and Reno, going 10-6 with a 2.88 ERA (150-IP, 48-ER) in 26 starts...named to the Southern League mid-season All-Star Team.
- ◆ Pitched for the U.S. team in the Futures Game in July at Petco Park.
- ◆ Named the Diamondbacks Pitcher of the Month for June, going 3-1 with a 2.16 ERA (25-IP, 6-ER) and 27 SO in 4 starts between two levels...did not allow an earned run in 22 IP from May 28-June 15 before his promotion.
- ◆ Named to the Diamondbacks Organizational All-Star Team by MLB.com.
- ◆ Ranked by *Baseball America* as the No. 88 overall prospect in the minors following the season...was the No. 1 prospect in the Diamondbacks system and No. 10 prospect in the SL.
- ◆ Spent the **2015** season with Class-A Visalia...ranked 7th in the minors and led Diamondbacks minor leaguers with 152 SO.
- ◆ Ranked among California League leaders in strikeouts (1st), ERA (3.32, 2nd), starts (27, tied for 2nd), innings (151.2, 3rd), WHIP (1.25, 3rd) and opp avg. (.260, 5th).
- ◆ Pitched the first 9-inning shutout of his career on June 7 at Bakersfield (Mariners).
- ◆ Named to the California League post-season All-Star Team and the Diamondbacks Organizational All-Star Team by MLB.com.
- ◆ Ranked by *Baseball America* as the No. 15 prospect in the D-backs system following the season.
- ◆ Spent the entire **2014** season in the Midwest League, going 9-6 with a 3.03 ERA (118.2-IP, 40-ER) and 117 SO in 26 apps (20 starts) between two organizations.
- ◆ Acquired by the Diamondbacks along with outfielder Mitch Haniger at the trade deadline in exchange for outfielder Gerardo Parra.
- ◆ Ranked 8th in the MWL in ERA.
- ◆ Ranked by *Baseball America* as the No. 17 prospect in the D-backs system following the season.
- ◆ In **2013**, ranked 3rd in the Pioneer League with a 4.45 ERA and 5th with a .274 opp avg. ...made his professional debut in **2012**, making 14 apps (4 starts) with the AZL Brewers.

AMATEUR CAREER

- ◆ Selected by the Brewers in the 10th round of the 2012 June Draft out of San Jacinto (Texas) College...pitched for one season on the San Jacinto team that finished runner-up at the 2012 Junior College World Series.
- ◆ Previously selected by the Diamondbacks in the 33rd round of the 2011 June Draft out of Sinton (Texas) High School, but did not sign.



CAREER HIGHS

LONGEST OUTING

6.1, 5/26/18 vs. BAL

STRIKEOUTS

7, 2x-last 5/26/18 vs. BAL

WALKS

4, 8/4/17 at SF

HR ALLOWED

1, 2x-last 5/20/18 at LAA

RUNS ALLOWED

8, 8/15/17 vs. HOU

HITS ALLOWED

9, 8/15/17 vs. HOU

WIN STREAK

2G, 10/1/17 - Current

LOSS STREAK

2G, 8/10/17 - 8/15/17

CAREER PITCHING

YEAR	CLUB	W	L	ERA	G	GS	CG	SHO	SV	IP	H	R	ER	HR	HB	BB-I	SO	WP	BK
2012	AZL Brewers	2	3	5.83	14	4	0	0	0	41.2	54	41	27	3	0	24-0	43	10	0
2013	Helena	3	4	4.45	14	14	0	0	0	60.2	64	40	30	7	1	25-0	45	8	2
2014	Wisconsin	6	6	3.66	20	14	0	0	2	83.2	84	40	34	4	1	38-0	83	11	2
	South Bend	3	0	1.54	6	6	0	0	0	35.0	32	7	6	2	1	7-0	34	5	0
2015	Visalia	8	8	3.32	28	27	1	1	0	151.2	150	67	56	8	4	39-0	152	12	3
2016	Mobile	6	2	2.12	13	13	0	0	0	76.1	70	23	18	4	1	28-0	84	6	0
	Reno	4	4	3.67	13	13	0	0	0	73.2	73	36	30	6	2	27-1	68	6	0
2017	Reno	8	7	5.39	22	22	0	0	0	122.0	125	76	73	15	2	51-0	116	12	0
	Arizona	2	3	5.96	8	4	0	0	0	25.2	26	17	17	1	3	10-1	25	2	0
2018	Durham	4	3	3.64	8	8	0	0	0	42.0	43	17	17	3	1	18-0	49	2	0
	Tampa Bay	1	0	3.68	3	1	0	0	0	14.2	12	6	6	1	0	3-0	10	0	0
2019	Charlotte	0	0	0.00	2	2	0	0	0	2.2	1	0	0	0	0	0-0	2	0	0
	GCL Rays	0	1	7.71	2	2	0	0	0	2.1	6	3	2	0	0	3-0	4	0	0
	Durham	2	3	6.04	9	4	0	0	0	28.1	28	19	19	7	1	11-0	27	0	0
	Tampa Bay	0	0	6.75	3	0	0	0	0	4.0	6	3	3	0	0	0-0	2	0	0
Minor League Totals		46	41	3.90	151	129	1	1	2	720.0	730	369	312	59	14	271-1	707	72	7
Major League Totals		3	3	5.28	14	5	0	0	0	44.1	44	26	26	2	3	13-1	37	2	0

1: Selected by the Milwaukee Brewers in the 10th round of the 2012 June Draft...signed by Brian Sankey. 2: Acquired by the Arizona Diamondbacks along with OF Mitch Haniger from Milwaukee in exchange for OF Gerardo Parra, July 31, 2014. 3: Acquired by the Tampa Bay Rays along with two players to be named (RH Sam McWilliams and LH Colin Poche) from Arizona as part of a three-team trade, February 20, 2018. The New York Yankees sent INF Nick Solak to Tampa Bay. Tampa Bay sent OF Steven Souza Jr. to Arizona.

CAREER FIELDING

YEAR	POSITION	PCT	G	PO	A	E	TC	DP
2017	Pitcher	1.000	8	0	3	0	3	0
2018	Pitcher	1.000	3	0	1	0	1	0
2019	Pitcher	-	3	0	0	0	0	0
Totals		1.000	14	0	4	0	4	0

CAREER BATTING

YEAR	CLUB	AVG	AB	R	H	2B	3B	HR	RBI	SH	SF	HB	BB-I	SO	SB	CS	GDP	OBP	SLG
2017	Arizona	.000	5	0	0	0	0	0	0	1	0	0	0-0	3	0	0	0	.000	.000

LEFT-RIGHT BREAKDOWN

	2019				CAREER			
	AVG	AB	H	HR	AVG	AB	H	HR
vs. Left	.400	5	2	0	.218	55	12	1
vs. Right	.308	13	4	0	.276	116	32	1



68

LEFT-HANDED PITCHER

JALEN BEEKS

Jalen Christopher Beeks

BATS **LEFT**THROWS **LEFT**HEIGHT **5'11"**WEIGHT **215**OPENING DAY AGE **26**MAJOR LEAGUE SERVICE **1 year, 70 days**BORN **7/10/93 in Fayetteville, AR**RESIDES **Prairie Grove, AR**CONTRACT STATUS **Signed through 2020**SIGNING SCOUT **Chris Mears (Red Sox)**ACQUIRED **From the Boston Red Sox in exchange for RH Nathan Eovaldi, 7/25/18**

X-RAY REPORT

- Jalen and his wife, Brie, moved into their new home in November...Brie was very involved in the design process...all Jalen wanted was a big back porch and fireplace...the home overlooks a nearby cattle farm with mountains in the background...they plan to add a big garden to their property when his baseball career is over.
- He and his family are heavily involved with their local church...he hopes to one day travel on mission trips to places such as Malawi—a land-locked country in eastern Africa.
- Jalen was college teammates with Colin Poche and bullpen catcher Jean Ramirez at Arkansas.
- He grew up a diehard Razorback fan and still watches as many of their games as he can...his all-time favorite Razorbacks are Darren McFadden, Felix Jones, Ronnie Brewer and Joe Johnson...Arkansas men's basketball won a national title in 1993, the year he was born, and he often re-watched the game on tape with his dad.
- He and Brie have two children: Breckly (3) and Jack (2).

2019 SEASON

- Made 33 apps (3 starts) over two stints with the Rays: Opening Day–June 27 and July 16 through season's end...totaled 104.1 IP including 92 IP out of the bullpen, 2nd-most among major league relievers behind TOR Sam Gaviglio (95.2).
- Went 5-0 with a 2.78 ERA (64.2-IP, 20-ER) in his first 20 apps, from March 28–July 16...this stretch gave him a 10-game winning streak spanning two seasons with the Rays, the longest streak of winning decisions in club history.
- Went 1-3 with a 6.81 ERA (39.2-IP, 30-ER) over his last 13 apps (3 starts) beginning on July 22.

- Went 3 IP (or more) in 19 consecutive relief apps from April 18–Aug 31...was also used as a starter three times over that stretch, but went 0-2 with a 10.95 ERA (12.1-IP, 15-ER) in those 3 starts.
- Allowed 11 HR over his last 16 apps (3 starts) spanning 48.1 IP, compared to 1 HR in his first 17 apps, all in relief, spanning 56 IP.
- Optioned to Triple-A Durham on June 28, the day after an 18-inning win at MIN...in his last 12 apps before the option, was 5-0 with a 2.30 ERA (47-IP, 12-ER), including 8 apps of 1 run (or fewer).
- Made his first career Opening Day roster and pitched in the 5-1 loss vs. HOU, the only reliever used by the club...his 5 SO were the most by a Rays reliever on Opening Day, passing Steve Geltz (4) on April 6, 2015 vs. BAL.
- On April 10 at CWS, went 3 IP for his first career save...his only run allowed came on a groundout off the bat of Yonder Alonso in the 9th inning.
- On May 1 at KC (G1), did not allow a run in 6.2 IP, the longest scoreless relief app in the majors since SF Ty Blach (6.2 IP) on June 14, 2018 at MIA, longest in the AL since SEA Blake Beavan (6.2 IP) on June 6, 2013 vs. NYY and tied for the 2nd-longest in club history behind Rob Bell (7 IP) on June 19, 2004 at ARI...entered to start the 2nd inning, and retired 12 straight following a hit batter and walk in the 3rd...his only hit allowed was a 7th-inning double to Martin Maldonado.
- On July 22 vs. BOS, made his second career start, first since June 7, 2018 vs. DET (with BOS) and suffered his first loss with the Rays...his 8 runs allowed tied his Rays debut on July 28, 2018 at BAL for a career high...yielded 7 runs in a 40-pitch 3rd inning, including 3 HR.
- On Aug 3 vs. MIA, his 3 HBP were the most by a Rays pitcher in over 13 years, since Casey Fossum (3) on April 7, 2006 at TOR.



- On Aug 25 at BAL, yielded 7 runs on a career-high 11 hits, the most hits allowed by a reliever in franchise history...it was the fourth time in club history a reliever allowed double-digit hits and the second time he did it, both at Oriole Park at Camden Yards (July 28, 2018)...allowed 5 runs, all with 2 outs, on 7 hits over his first 2 IP, then 2 runs on 4 hits over his next 3 IP.

CAREER HIGHLIGHTS

- Went 10-0 with a 3.47 ERA (109-IP, 42-ER) in his first 32 apps for the Rays, all in relief and spanning two seasons, the longest streak of winning decisions in club history...passed Blake Snell (9) from Aug 10-Sep 23, 2018 and Matt Moore (9) from Sep 29, 2012-May 19, 2013...became the 12th pitcher since Baseball Reference data is available (1908) to begin his career for a team with 10 straight winning decisions, a list that includes TOR Roger Clemens (11) in 1997 and LAD Fernando Valenzuela (10) in 1980-81.
- In 2018, made 2 apps (1 start) for the Red Sox and 12 apps for the Rays, his first career major league action...acquired by the Rays from the Red Sox on July 25 for Nathan Eovaldi.
- Started for the Red Sox in his major league debut on June 7 vs. DET, exactly four years after he was selected in the 12th round of the 2014 June Draft...yielded 6 runs in 4 IP and suffered a 7-2 loss to Matthew Boyd...struck out his first batter faced, JaCoby Jones, but yielded 5 runs in the 1st inning...made a relief appearance for the Red Sox on July 10 vs. TEX, yielding 3 runs in 2.1 IP.
- Served as a long reliever for the Rays, primarily following an opener...went at least 2 IP in all 12 apps, including 9 apps of at least 3 IP, 5 apps of at least 4 IP and 4 apps of at least 5 IP.
- Went 5-0 after the trade, matching Juan Cruz (2011) for most wins by a Rays pitcher in a season without recording a loss.
- Made his Rays debut on July 28 at BAL, totaling 3.1 IP, 10 H and 8 R/ER...threw 82 pitches and allowed 13 of 21 BF to reach base safely...was the third pitcher to allow at least 8 runs in his Rays debut, following Luis de los Santos (9) on July 20, 2002 at TOR and Juan Guzmán (8) on April 7, 2000 vs. CLE...at the time, the 10 hits tied for most in club history among relievers.
- Earned his first career victory in his second app for the Rays, on Aug 2 vs. LAA...from that point forward, went 5-0 with a 3.07 ERA (41-IP, 14-ER) and .211 opp avg. (31-for-147) in 11 apps.
- From Aug 2-14, became the third pitcher in club history to go at least 5 IP and allow 2 hits or

fewer in three consecutive apps, following Jake Odorizzi (2016) and Matt Moore (2012-13).

- From Aug 2-19, became the first pitcher since Baseball Reference data is available (1908) to go at least 4 IP and allow 2 hits or fewer in four consecutive relief apps, without a start in between.
- On Aug 14 at NYY, recorded a career-high 8 SO in 5 IP...struck out all 6 BF in the 3rd and 4th innings, one shy of tying the franchise record for consecutive strikeouts in a game...became the first reliever with at least 8 SO against the Yankees since MIN Johan Santana (8) on April 10, 2003 at NYY.
- Became the third Rays rookie to defeat the Red Sox twice in a season, following Jeremy Hellickson (2) in 2011 and Tim Lincecum (2) in 2006...the wins came just five days apart, on Aug 19 at Fenway Park and Aug 24 at home.
- Opened the season with Triple-A Pawtucket and made 16 starts there...at the time of the trade, ranked among International League leaders in ERA (2.89, 5th), strikeouts (117, tied for 2nd), WHIP (1.09, 2nd) and opp avg. (.215, 3rd), and led Red Sox minor leaguers in strikeouts.
- Named to the IL midseason All-Star Team.
- In 2017, named the Red Sox Minor League Pitcher of the Year...split the season between Double-A Portland and Pawtucket, with a June 3 promotion...went 11-8 with a 3.29 ERA (145-IP, 53-ER) in 26 starts between the two levels.
- Ranked 2nd among Red Sox minor leaguers with 155 SO and tied for 3rd in wins.
- Named Red Sox Minor League Pitcher of the Month for both April and July.
- Named to the Red Sox Organizational All-Star Team by MLB.com.
- Ranked by *Baseball America* as the No. 11 prospect in the Red Sox system following the season.
- In 2016, went 9-8 with a 3.87 ERA (132.2-IP, 57-ER) in 26 starts between Class-A Salem and Portland...ranked 10th among Red Sox minor leaguers in ERA...transferred on June 23 and recorded 10 SO in his first Double-A start.
- Made 10 apps for the Surprise Saguaros in the Arizona Fall League.
- In 2015, pitched for Class-A Greenville and led Red Sox minor leaguers with 145.2 IP, which ranked 4th in the South Atlantic League.
- Ranked among Red Sox minor leaguers in strikeouts (100, 5th) and ERA (4.32, 10th).
- Made 2 apps for the GCL Red Sox in 2014 but spent six weeks on the injured list with left elbow inflammation.



AMATEUR CAREER

- Selected by the Red Sox in the 12th round of the 2014 June Draft out of the University of Arkansas...went 6-4 with a 1.98 ERA (81.2-IP, 18-ER) in 13 starts for Arkansas as a junior, yielding 2 runs or fewer in 11 of those starts.
- Transferred to Arkansas after pitching one season at Crowder (Mo.) Junior College.
- Graduated in 2011 from Prairie Grove (Ark.) High School, where he struck out 21 batters in a game as a junior in 2010.

CAREER HIGHS

LONGEST OUTING

6.2, 5/1/19 at KC (G1)

STRIKEOUTS

8, 8/14/18 at NYY

WALKS

3, 7x-last 8/20/19 vs. SEA

HR ALLOWED

3, 7/22/19 vs. BOS

RUNS ALLOWED

8, 2x-last 7/22/19 vs. BOS

HITS ALLOWED

11, 8/25/19 at BAL

WIN STREAK

10G, 8/2/18 - 6/6/19

LOSS STREAK

3G, 7/22/19 - 8/20/19

CAREER PITCHING

YEAR	CLUB	W	L	ERA	G	GS	CG	SHO	SV	IP	H	R	ER	HR	HB	BB-I	SO	WP	BK
2014	GCL Red Sox	0	0	0.00	2	0	0	0	0	5.0	3	0	0	0	0	0-0	8	0	0
2015	Greenville	9	7	4.32	26	26	0	0	0	145.2	156	82	70	17	4	28-0	100	3	2
2016	Salem	4	4	3.07	13	13	1	0	0	67.1	67	25	23	9	4	24-0	55	5	0
	Portland	5	4	4.68	13	13	0	0	0	65.1	72	37	34	6	2	28-0	56	5	1
2017	Portland	5	1	2.19	9	9	1	1	0	49.1	35	12	12	3	3	22-0	58	2	0
	Pawtucket	6	7	3.86	17	17	0	0	0	95.2	86	45	41	10	2	33-0	97	4	0
2018	Pawtucket	5	5	2.89	16	16	0	0	0	87.1	70	33	28	10	2	25-0	117	5	1
	Boston	0	1	5.51	2	1	0	0	0	6.1	11	9	9	1	1	4-0	5	0	0
	Tampa Bay	5	0	4.47	12	0	0	0	0	44.1	41	22	22	5	2	20-0	37	0	0
2019	Tampa Bay	6	3	4.31	33	3	0	0	1	104.1	115	56	50	12	9	40-1	89	3	0
	Durham	0	1	4.22	3	3	0	0	0	10.2	8	5	5	2	0	4-0	10	0	0
Minor League Totals		34	29	3.64	99	97	2	1	0	526.1	497	239	213	57	17	164-0	501	24	4
Rays Totals		11	3	4.36	45	3	0	0	1	148.2	156	78	72	17	11	60-1	126	3	0
Major League Totals		11	4	4.70	47	4	0	0	1	155.0	167	87	81	18	12	64-1	131	3	0

1: Selected by the Boston Red Sox in the 12th round of the 2014 June Draft...signed by Chris Mears. 2: Acquired by the Tampa Bay Rays from Boston in exchange for RH Nathan Eovaldi, July 25, 2018.

CAREER FIELDING

YEAR	POSITION	PCT	G	PO	A	E	TC	DP
2018	Pitcher	1.000	14	2	6	0	8	2
2019	Pitcher	1.000	33	2	14	0	16	2
Totals		1.000	47	4	20	0	24	4

CAREER BATTING

YEAR	CLUB	AVG	AB	R	H	2B	3B	HR	RBI	SH	SF	HB	BB-I	SO	SB	CS	GDP	OBP	SLG
2018	Tampa Bay	.000	2	0	0	0	0	0	0	0	0	0	0-0	1	0	0	0	.000	.000
2019	Tampa Bay	.000	3	0	0	0	0	0	0	0	0	0	0-0	2	0	0	0	.000	.000
Major League Totals		.000	5	0	0	0	0	0	0	0	0	0	0-0	3	0	0	0	.000	.000

LEFT-RIGHT BREAKDOWN

	2019				CAREER			
	AVG	AB	H	HR	AVG	AB	H	HR
vs. Left	.318	110	35	3	.282	156	44	4
vs. Right	.268	299	80	9	.275	447	123	14



43

INFIELDER

MIKE BROSSAU

Michael Dillon Brosseau (BRAH-so)



BATS **RIGHT**

THROWS **RIGHT**

HEIGHT **5'10"**

WEIGHT **205**

OPENING DAY AGE **26**

MAJOR LEAGUE SERVICE **100 days**

BORN **3/15/94 in Munster, IN**

RESIDES **Portage, IN**

CONTRACT STATUS **Signed through 2020**

SIGNING SCOUT **James Bonnici (Rays)**

ACQUIRED **Signed as a non-drafted free agent, 6/14/16**

X-RAY REPORT

- ◆ Mike is believed to be the seventh U.S.-born non-drafted free agent to sign with the Rays and make his major league debut for them...followed Trevor Enders, Lee Gardner, Jorge Cantú, Brian Stokes, Elliot Johnson and Kirby Yates...he debuted last year on June 23 at OAK and had eight college teammates and staff travel from across the country to be there.
- ◆ Athletics pitcher Sean Manaea was high school teammates with Mike...he was in the lineup to face his old friend and teammate on the mound in last year's AL Wild Card Game...Mike offered a small head nod as he dug into the box and received a subtle one back.
- ◆ Mike is obsessed with his dog, Doc, a border collie...he earned the name for being highly intelligent...Mike adopted him at eight weeks old in 2017 while with Class-A Bowling Green.
- ◆ He grew up a Cubs fan in northwest Indiana...his godfather was an executive at the *Chicago Tribune*, which owned the team at the time...consequently, Mike lived a young fan's dream with gifted seats near the dugout and behind the plate, as well as the occasional field pass.
- ◆ Mike attended the MLB Rookie Career Development Program in Miami in January along with Vidal Bruján and Brendan McKay...the four-day orientation program included media training, time management strategies and financial planning...he won the rock-paper-scissors tournament on the heels of Brandon Lowe's victory a year prior.

2019 SEASON

- ◆ Appeared in 51 games and made 32 starts (21-2B, 11-3B) over three stints with the Rays...was on the active roster from June 22-27, July 3-Aug 27

and Sep 7 through season's end...was used exclusively off the bench after his Sep 7 recall.

- ◆ Became the first position player in franchise history to pitch three times in a single season...totaled 4 IP, 5 H and 2 R/ER in those 3 apps.
- ◆ Recorded 5 HR and 8 RBI in 8 games and 24 AB against the Orioles, but 1 HR and 8 RBI in 42 games and 108 AB against all other opponents.
- ◆ On June 23 at OAK, made his major league debut, playing third base, and recorded his first career hit, a 2nd-inning single off Brett Anderson.
- ◆ On July 3 vs. BAL, began his second stint with the Rays and hit his first homer, a solo shot off AL All-Star John Means in the 4th inning.
- ◆ On July 13 at BAL (G2), he and Nate Lowe both recorded multi-HR games, and they went back-to-back in the 9th inning...according to Stats LLC, they became the fourth pair of rookie teammates with multiple homers in the same game, joining DET John Hicks and JaCoby Jones on Sep 5, 2017 vs. KC, CIN Jay Bruce and Joey Votto on Sep 19, 2008 vs. MIL and CHC Dee Fondy and Randy Jackson on May 16, 1951 vs. BRO...it was the first time in club history the Rays got back-to-back homers from rookies.
- ◆ On July 22 vs. BOS, pitched the 8th inning, the first pitching appearance of his career...retired his first 2 BF, then allowed three straight hits.
- ◆ On Aug 17 vs. DET, recorded his first career walk-off hit, a 2-out, RBI single off Matt Hall in the 13th inning...was the first walk-off by a Rays pinch-hitter since Daniel Robertson's walk-off grand slam on July 22, 2018 vs. MIA.
- ◆ On Aug 19 vs. SEA, retired all 3 BF in the 9th inning, his second career pitching appearance.
- ◆ On Aug 27 at HOU, pitched for the second time in an 8-game span and his only run allowed in 2 IP was a solo homer to Yordan Álvarez...it was





WILL VRAGOVIC / TAMPA BAY RAYS

the longest relief app by a position player in club history, passing Wade Boggs, who went 1.1 IP in a 17-1 loss on Aug 10, 1999 vs. BAL.

- ♦ Hit .304/.394/.567 (82-for-270) with 21 2B, 16 HR and 60 RBI in 73 games for Triple-A Durham... at the time of his selection, led the International League with 57 RBI...at the time of his July 3 recall, ranked among IL leaders in avg. (.317, 7th), on-base pct. (.408, 6th), slugging pct. (.590, 5th), OPS (.998, 2nd) and RBI (58, 3rd).
- ♦ Named to the Rays Organizational All-Star Team by MLB.com.
- ♦ **POSTSEASON:** Started at third base in the AL Wild Card Game at OAK, and moved to second base in the 3rd inning...made a throwing error to start the 3rd, leading to an unearned run... was not on the ALDS roster.

CAREER HIGHLIGHTS

- ♦ In **2018**, ranked 10th in the Southern League with a .262 avg. and 9th with a .449 SLG.
- ♦ Was batting .220/.273/.373 (33-for-150) in 41 games through May, then hit .291/.363/.500 (64-for-220) with 9 HR and 44 RBI in 63 games from the start of June through season's end.
- ♦ Named SL Player of the Week for Aug 6-12, batting .500 (10-for-20) with 2 HR and 7 RBI.
- ♦ Missed two weeks with a left oblique strain.

- ♦ Hit .333/.409/.722 (6-for-18) with 2 HR and 5 RBI in the SL postseason, but the Biscuits lost the decisive Game 5 in the first round.
- ♦ In **2017**, split his first full professional season between Bowling Green and Class-A Charlotte... hit .321/.399/.453 (119-for-371) with 7 HR and 42 RBI between the two levels.
- ♦ His .321 avg. ranked 2nd among Rays minor leaguers behind Ronaldo Hernández (.332).
- ♦ Named to the Rays Organizational All-Star Team by MLB.com.
- ♦ Hit .427/.496/.729 (41-for-96) with 11 2B, 6 HR and 32 RBI in 25 games for the Perth Heat in the Australian Baseball League.
- ♦ In **2016**, named to the Gulf Coast League postseason All-Star Team in his first professional action.

AMATEUR CAREER

- ♦ Signed as a non-drafted free agent out of Oakland University in Michigan...named first team All-Conference as a senior, leading the Horizon League with a .456 OBP and finishing 2nd with 10 HR and a .571 SLG...became the fifth player in school history to surpass 200 career hits.



CAREER HIGHS

HITS

3, 3x-last 8/4/19 vs. MIA

HITTING STREAK

4G, 6/23/19 – 7/3/19

HOME RUNS

2, 7/13/19 at BAL (G2)

RBI

3, 7/13/19 at BAL (G2)

RUNS

2, 7/13/19 at BAL (G2)

WALKS

2, 9/20/19 vs. BOS

STRIKEOUTS

3, 2x-last 8/18/19 vs. DET

STOLEN BASES

1, 8/7/19 vs. TOR

HOME RUN HIGHLIGHTS

MULTI-HR GAMES (1)

2 – 7/13/19 at BAL (G2)

CAREER BATTING

YEAR	CLUB	AVG	G	AB	R	H	2B	3B	HR	RBI	SH	SF	HB	BB-I	SO	SB	CS	GDP	OBP	SLG
2016	GCL Rays	.319	35	113	20	36	12	1	0	21	3	3	8	15-2	19	7	3	5	.424	.442
2017	Bowling Green	.318	80	302	50	96	21	2	6	32	3	1	12	26-0	48	5	7	9	.393	.460
	Charlotte	.333	19	69	13	23	3	0	1	10	0	0	6	5-0	15	4	3	2	.425	.420
2018	Montgomery	.262	104	370	53	97	24	3	13	61	1	7	10	29-2	74	11	4	4	.327	.449
2019	Durham	.304	73	270	53	82	21	1	16	60	0	3	8	34-0	58	2	3	10	.394	.567
	Tampa Bay	.273	51	132	17	36	7	0	6	16	1	0	2	7-0	39	1	0	3	.319	.462
Minor League Totals		.297	311	1124	189	334	81	7	36	184	7	14	44	109-4	214	29	20	30	.377	.478
Major League Totals		.273	51	132	17	36	7	0	6	16	1	0	2	7-0	39	1	0	3	.319	.462

1: Signed by the Tampa Bay Rays as a non-drafted free agent, June 14, 2016...signed by James Bonnici.

CAREER FIELDING

YEAR	POSITION	PCT	G	PO	A	E	TC	DP
2019	Second Base	1.000	26	25	39	0	64	8
	Third Base	.968	18	12	18	1	31	2
	Right Field	1.000	6	5	0	0	5	0
	Left Field	1.000	5	2	0	0	2	0
	Pitcher	1.000	3	0	1	0	1	0
	First Base	1.000	1	1	0	0	1	0

POSTSEASON BATTING

YEAR	SERIES	CLUB	AVG	G	AB	R	H	2B	3B	HR	RBI	SH	SF	HB	BB-I	SO	SB	CS	GDP	OBP	SLG
2019	ALWC	TB vs. OAK	.000	1	2	0	0	0	0	0	0	0	0	0	1-0	1	0	0	0	.333	.000

CAREER PITCHING

YEAR	CLUB	W	L	ERA	G	GS	CG	SHO	SV	IP	H	R	ER	HR	HB	BB-I	SO	WP	BK
2019	Tampa Bay	0	0	4.50	3	0	0	0	0	4.0	5	2	2	1	1	0-0	0	0	0

LEFT-RIGHT BREAKDOWN

	2019					CAREER				
	AVG	AB	H	HR	RBI	AVG	AB	H	HR	RBI
vs. Left	.300	70	21	4	10	.300	70	21	4	10
vs. Right	.242	62	15	2	6	.242	62	15	2	6




22

INFIELDER

VIDAL BRUJÁN

Vidal Bruján Esteve (vee-DAHL brew-HAHN)

BATS **SWITCH**THROWS **RIGHT**HEIGHT **5'10"**WEIGHT **180**OPENING DAY AGE **22**MAJOR LEAGUE SERVICE **None**BORN **2/9/98** in **San Pedro de Macoris, DR**RESIDES **San Pedro de Macoris, DR**CONTRACT STATUS **Signed through 2020**SIGNING SCOUT **Daniel Santana (Rays)**ACQUIRED **Signed as a free agent, 10/17/14**

X-RAY REPORT

- ◆ In 2018, Vidal's father passed away at age 52 due to complications associated with a stomach condition... Vidal had promised his father he would achieve his goal of reaching the majors by 2020.
- ◆ He weighed just 144 pounds when he signed his Rays contract... Rays senior advisor Mitch Lukevics presided over the farm system at the time... "I tease him, 'Remember when you signed? You didn't even have a muscle!'"
- ◆ Vidal attended the MLB Rookie Career Development Program in Miami in January along with Mike Brosseau and Brendan McKay... the four-day orientation program included media training, time management strategies and financial planning.

2019 SEASON

- ◆ Split the season between Class-A Charlotte and Double-A Montgomery, earning a June 27 promotion... hit .277/.346/.389 (106-for-383) with 4 HR, 40 RBI and 48 SB between the two levels.
- ◆ Named Minor League Baserunner of the Year by the Rays Baseball Operations department for a second consecutive year... his 48 SB led the organization and tied for 5th in the minors... tied for 4th in the Florida State League with 24 SB and ranked 6th in the Southern League with 24 SB.
- ◆ Was on Charlotte's 7-day IL from May 24–June 19 with a left wrist sprain.
- ◆ Named to the FSL midseason All-Star Team.
- ◆ Named to the Rays Organizational All-Star Team by MLB.com.
- ◆ Hit .256/.380/.463 (21-for-82) with 3 2B, 4 3B, 2 HR, 10 RBI and 4 SB in 22 games for the Salt River Rafterns in the Arizona Fall League... named to the AFL Rising Stars Game.

- ◆ Ranked by *Baseball America* as the No. 51 overall prospect in the minors following the season... was the No. 4 prospect in the Rays system... the publication also tabbed him as the Best Baserunner, Fastest Baserunner, Best Defensive Second Baseman and Most Exciting Player in the FSL in its Best Tools survey.
- ◆ Ranked by *Baseball America* as the Fastest Baserunner in the Rays organization for a second consecutive year.

CAREER HIGHLIGHTS

- ◆ In **2018**, hit .320/.403/.459 (152-for-475) with 9 HR, 53 RBI and 55 SB in 122 games between Class-A Bowling Green and Charlotte.
- ◆ His 55 SB ranked 2nd in the minors, tied for 6th in a single season in organizational history and were the most by a Rays minor leaguer since Andrew Toles (62) in 2013... led the minors with 112 runs, which ranked 2nd in organizational history behind Fernando Perez (123) in 2006... became the first Rays minor leaguer with 100 runs and 50 SB in a season.
- ◆ Ranked 2nd among Rays minor leaguers in hits and ranked 3rd with 218 total bases.
- ◆ Named to the Midwest League midseason and postseason All-Star teams... ranked 2nd in the MWL with a .313 avg., 3rd with a .395 OBP and 86 runs and 5th with 43 SB.
- ◆ Named to the Rays Organizational All-Star Team by MLB.com.
- ◆ Played for the Toros del Este in the Dominican Winter League.
- ◆ Ranked by *Baseball America* as the No. 64 overall prospect in the minors following the season... was the No. 7 prospect in the Rays system... the publication also tabbed him as the Best Baserunner in the MWL in its Best Tools survey.



- ♦ In **2017**, named Most Valuable Player for Short-A Hudson Valley by the Rays Baseball Operations department, helping the Renegades win the New York-Penn League title.
- ♦ Led the NYPL with 51 runs, 74 hits and 108 total bases...tied for 4th with 23 XBH, ranked 5th with 16 SB and tied for 6th with 34 BB.

- ♦ Named to the NYPL midseason All-Star Team.
- ♦ Ranked by *Baseball America* as the No. 20 prospect in the Rays system following the season.
- ♦ In **2016**, led the Gulf Coast League with 41 runs and tied for 3rd with 57 hits...played 2 games with Hudson Valley to end the season...began his career in **2015** with the DSL Rays.

CAREER BATTING

YEAR	CLUB	AVG	G	AB	R	H	2B	3B	HR	RBI	SH	SF	HB	BB-I	SO	SB	CS	GDP	OBP	SLG
2015	DSL Rays	.301	60	226	48	68	9	4	2	20	2	1	5	38-0	16	22	12	1	.411	.403
2016	GCL Rays	.282	49	202	41	57	12	5	1	8	1	0	5	14-1	15	8	5	1	.344	.406
	Hudson Valley	.000	2	8	1	0	0	0	0	0	0	0	0	1-0	1	2	0	1	.111	.000
2017	Hudson Valley	.285	67	260	51	74	15	5	3	20	3	0	5	34-0	36	16	8	5	.378	.415
2018	Bowling Green	.313	95	377	86	118	18	5	5	41	1	3	5	48-0	53	43	15	2	.395	.427
	Charlotte	.347	27	98	26	34	7	2	4	12	1	0	0	15-0	15	12	4	1	.434	.582
2019	Charlotte	.290	44	176	28	51	8	3	1	15	0	1	2	17-1	26	24	5	6	.357	.386
	Montgomery	.266	55	207	28	55	9	4	3	25	1	2	3	20-0	35	24	8	2	.336	.391
Minor League Totals		.294	399	1554	309	457	78	28	19	141	9	7	25	187-2	197	151	57	19	.377	.417

1: Signed by the Tampa Bay Rays as a free agent, October 17, 2014...signed by Daniel Santana.



WILL VRAGOVIC / TAMPA BAY RAYS



63

RIGHT-HANDED PITCHER

DIEGO CASTILLO

Diego Castillo

BATS **RIGHT**THROWS **RIGHT**HEIGHT **6'3"**WEIGHT **250**OPENING DAY AGE **26**MAJOR LEAGUE SERVICE **1 year, 118 days**BORN **1/18/94 in Cabrera, DR**RESIDES **Cabrera, DR**CONTRACT STATUS **Signed through 2020**SIGNING SCOUT **Braly Guzman and Daniel Santana (Rays)**ACQUIRED **Signed as a free agent, 3/5/14**

X-RAY REPORT

- Diego is the youngest of 10 children...he has six brothers and three sisters.
- He was signed in 2014 at 20 years old...in 2018, *Baseball America* wrote that 54.9 percent of major league players who were signed as amateurs out of the Dominican Republic or Venezuela were signed at age 16...the majority of international prospects to reach the major leagues were signed by age 18.
- Diego is known to cook for his teammates...he learned to cook as a 10-year-old by watching his mother in the kitchen...he once shared his special family recipe of chicken, rice and plantains in a November 2016 cooking video on the Rays Twitter account.

2019 SEASON

- Made 65 apps including 6 starts as an opener...after returning from his June 23–July 11 stint on the 10-day IL for right shoulder inflammation, went 4-2 with a 2.88 ERA (34.1-IP, 11-ER) in 32 apps (6 starts)...went 3-0 with a 1.23 ERA (14.2-IP, 2-ER) in 12 apps in September.
- Ranked 2nd on the team with 8 saves, behind Emilio Pagán (20)...seven of those came before the All-Star break.
- Suffered 8 losses, including seven in relief, tied for 5th-most among major league relievers and tied for 2nd-most in the AL.
- His average fastball velocity, according to FanGraphs, was 98.3 mph...his hardest-thrown pitch, according to StatCast, was 100.7 mph.
- Made his first Opening Day roster...did not allow an earned run in his first 9 apps spanning 10 IP, with 3 hits, 3 BB and 10 SO over that span.

HIGHEST AVG. FASTBALL VELOCITY, RHP, 2019 (MIN. 50 IP)

Diego Castillo, TB	98.3 mph
Joe Kelly, LAD	98.0 mph
Carlos Estévez, COL	97.9 mph
Noah Syndergaard, NYM	97.7 mph

- On March 31 vs. HOU, recorded his first career save in the Rays fourth game.
- On April 19 vs. BOS, yielded back-to-back homers to Mookie Betts and Mitch Moreland to start the 8th inning, the first time in his career he allowed multiple homers in an outing...was the third time in franchise history a pitcher faced multiple batters and allowed homers to every batter faced, following Chris Archer on Sep 2, 2017 at CWS (2 BF, removed due to injury) and Alex Colomé on Aug 26, 2016 at HOU (2 BF, including a walk-off homer).
- On May 31 vs. MIN, inherited 1-on, 2-out in the 8th inning and retired Miguel Sanó to end the frame...loaded the bases without allowing a hit (HBP, IBB, HBP) in the 9th inning and took the loss when Adam Kolarek allowed a 2-run single...was the first time in his career he hit multiple batters in an outing.
- On June 20 at OAK, yielded a career-high 4 runs, including a 3-run, walk-off homer to Matt Chapman for a blown save...walked the No. 6 and No. 8 hitters to put 2-on, 2-out for the top of the order...it was the first time in his career he was on the mound for a walk-off loss.
- POSTSEASON:** Made four scoreless apps spanning 5.2 IP in his first postseason.
- In the Wild Card Game at OAK, went two scoreless innings...pitched around a 1-out single in the 6th inning and a 2-out single in the 7th.



- ◆ In Game 4 of the ALDS vs. HOU, made his first start since Aug 31 vs. CLE...pitched around a leadoff single in the 1st inning with three consecutive strikeouts, then yielded a 1-out walk in the 2nd and was replaced with 1-on, 2-out.

“

Diego has elite run on the fastball, plus elite velocity. And when he needs it, he has a go-to slider (that averages 89.1 mph).

RAYS BULLPEN COACH STAN BOROSKI
| Rays Inside Pitch |

”

CAREER HIGHLIGHTS

- ◆ Has nine career wins, all against the AL East.
- ◆ In **2018**, recalled from Triple-A Durham on June 5, his first career major league action, and remained with the Rays through the end of the season...his 43 apps ranked 8th among AL rookies and 5th after the date of his call up.
- ◆ Min. 50 IP, his .178 opp avg. (36-for-202) led the AL...it was the best mark by an AL rookie since NYY Dellin Betances (.149) in 2014.
- ◆ Made 32 relief apps and 11 starts as an opener...he and Ryne Stanek became the first pair of rookie teammates in major league history to each make at least 10 starts and 30 relief apps.
- ◆ His 11 starts all came over his final 14 outings, and the Rays went 9-2 in those starts...seven of his last 8 apps came as an opener...recorded a 2.65 ERA (17-IP, 5-ER) with 21 SO as a starter.
- ◆ The Rays won his first 6 starts, the second time they won the first 6 starts of a pitcher's Rays career, joining Tanyon Sturtze (7-0) in 2000-01.
- ◆ On June 6 at WAS, made his major league debut and pitched a perfect 7th inning, including strikeouts of Brian Goodwin and Trea Turner.
- ◆ On June 13 vs. TOR, recorded his first career win in his fourth career app...his only baserunner allowed in 2 IP was an 8th-inning, 2-out single.
- ◆ On July 1 vs. HOU, inherited the bases loaded with 1 out in the 8th inning...struck out José Altuve on a 10-pitch at-bat and got a groundout for the third out...the Rays held on to win, 3-2.
- ◆ Named the Rays Minor League Pitcher of the Month for May...did not allow a run in 10 apps spanning 14.2 IP, with 0 BB and 18 SO.
- ◆ Split the **2017** season between Double-A Montgomery and Durham, earning a June 3

promotion...combined to go 4-5 with a 2.76 ERA (71.2-IP, 22-ER) and 15 saves in 51 apps (1 start) between the two levels.

- ◆ Named Minor League Reliever of the Year by the Rays Baseball Operations department...led the system in saves for a second consecutive year.
- ◆ Recorded the save in the Governors' Cup-clinching win over Scranton/Wilkes-Barre (Yankees) and the Triple-A National Championship Game over Memphis (Cardinals)...did not allow a run in 4 apps in the IL postseason spanning 5 IP (1-H, 0-BB, 8-SO).
- ◆ Named to the Rays Organizational All-Star Team by MLB.com.
- ◆ Pitched for the Tigres del Licey in the Dominican Winter League.
- ◆ Ranked by *Baseball America* as the No. 29 prospect in the Rays system following the season.
- ◆ In **2016**, earned a July 7 promotion from Class-A Bowling Green to Class-A Charlotte...combined to go 3-6 with a 2.98 ERA (60.1-IP, 20-ER) and 10 saves in 38 apps.
- ◆ Selected to the Midwest League midseason All-Star Team...entered in the 7th inning and struck out his only batter faced to preserve the lead in an eventual 11-10 loss.
- ◆ Made 10 apps for the Peoria Javelinas in the Arizona Fall League...named to the AFL Rising Stars Game.
- ◆ In **2015**, went 1-2 with a 3.03 ERA (32.2-IP, 11-ER) in 18 apps between Short-A Hudson Valley and Bowling Green, with an Aug 16 promotion.
- ◆ Made 18 apps for the DSL Rays in **2014** after signing out of the Dominican Republic.

CAREER HIGHS

LONGEST OUTING

2.2, 8/11/18 at TOR

STRIKEOUTS

5, 4/21/19 vs. BOS

WALKS

3, 5/19/19 at NYY

HR ALLOWED

2, 4/19/19 vs. BOS

RUNS ALLOWED

4, 6/20/19 at OAK

HITS ALLOWED

3, 6x-last 8/31/19 vs. CLE

WIN STREAK

3G, 9/3/19 - 9/21/19

LOSS STREAK

3G, 2x-last 5/31/19 - 6/22/19



CAREER PITCHING

YEAR	CLUB	W	L	ERA	G	GS	CG	SHO	SV	IP	H	R	ER	HR	HB	BB-I	SO	WP	BK
2014	DSL Rays	3	3	3.96	18	0	0	0	2	25.0	26	11	11	0	0	11-0	26	8	0
2015	Hudson Valley	1	2	2.31	13	0	0	0	4	23.1	19	9	6	1	0	7-0	24	1	0
	Bowling Green	0	0	4.82	5	0	0	0	1	9.1	8	6	5	0	1	4-0	4	2	0
2016	Bowling Green	1	3	2.03	24	0	0	0	7	40.0	34	12	9	1	2	11-1	50	11	2
	Charlotte	2	3	4.87	14	0	0	0	3	20.1	28	12	11	3	1	6-0	17	2	0
2017	Montgomery	1	3	1.86	21	0	0	0	8	29.0	20	8	6	1	0	7-1	32	4	1
	Durham	3	2	3.38	30	1	0	0	7	42.2	38	18	16	2	3	13-0	58	3	1
2018	Durham	0	1	1.03	19	0	0	0	4	26.1	15	4	3	1	0	7-0	32	1	1
	Tampa Bay	4	2	3.18	43	11	0	0	0	56.2	36	21	20	6	2	18-0	65	5	1
2019	Tampa Bay	5	8	3.41	65	6	0	0	8	68.2	59	32	26	8	5	26-4	81	5	0
	GCL Rays	0	0	0.00	1	0	0	0	0	1.0	0	0	0	0	0	1-0	1	0	0
Minor League Totals		11	17	2.78	145	1	0	0	36	217.0	188	80	67	9	7	67-2	244	32	5
Major League Totals		9	10	3.30	108	17	0	0	8	125.1	95	53	46	14	7	44-4	146	10	1

1: Signed by the Tampa Bay Rays as a free agent, March 5, 2014...signed by Braly Guzman and Daniel Santana.

CAREER FIELDING

YEAR	POSITION	PCT	G	PO	A	E	TC	DP
2018	Pitcher	.833	43	2	3	1	6	0
2019	Pitcher	.889	65	2	6	1	9	0
Totals		.867	108	4	9	2	15	0

POSTSEASON PITCHING

YEAR	SERIES	CLUB	W	L	ERA	G	GS	CG	SHO	SV	IP	H	R	ER	HR	HB	BB-I	SO	WP	BK
2019	ALWC	TB vs. OAK	0	0	0.00	1	0	0	0	0	2.0	2	0	0	0	0	0-0	3	0	0
	ALDS	TB vs. HOU	0	0	0.00	3	1	0	0	0	3.2	3	0	0	0	0	2-0	5	0	0
Postseason Totals			0	0	0.00	4	1	0	0	0	5.2	5	0	0	0	0	2-0	8	0	0

CAREER BATTING

YEAR	CLUB	AVG	AB	R	H	2B	3B	HR	RBI	SH	SF	HB	BB-I	SO	SB	CS	GDP	OBP	SLG
2018	Tampa Bay	.000	1	0	0	0	0	0	0	0	0	0	0-0	1	0	0	0	.000	.000
2019	Tampa Bay	.000	1	0	0	0	0	0	0	0	0	0	0-0	1	0	0	0	.000	.000
Major League Totals		.000	2	0	0	0	0	0	0	0	0	0	0-0	2	0	0	0	.000	.000

LEFT-RIGHT BREAKDOWN

	2019				CAREER			
	AVG	AB	H	HR	AVG	AB	H	HR
vs. Left	.271	96	26	4	.213	178	38	7
vs. Right	.205	161	33	4	.203	281	57	7



72

RIGHT-HANDED PITCHER

YONNY CHIRINOS

Yonny Enrique Chirinos Mejias (chih-REE-nos)



BATS **RIGHT**

THROWS **RIGHT**

HEIGHT **6'2"**

WEIGHT **225**

OPENING DAY AGE **26**

MAJOR LEAGUE SERVICE **1 year, 137 days**

BORN **12/26/93** in **Bachaquero, VEN**

RESIDES **Bachaquero, VEN**

CONTRACT STATUS **Signed through 2020**

SIGNING SCOUT **Euclides Vargas and Ronnie Blanco (Rays)**

ACQUIRED **Signed as a free agent, 6/29/12**

X-RAY REPORT

- While on the mound against the Yankees on July 18 last season, Yonny's 1-2 pitch to ring up Brett Gardner in the 2nd inning sparked Yankees manager Aaron Boone's "savages" tirade with home plate umpire Brennan Miller... the exchange included Boone pointing towards Yonny, shouting, "That guy is a good pitcher."
- Yonny lost 15 pounds this winter by running more and improving his diet...he's eating more meat, less rice and smaller portions.
- Yonny threw his splitter 22.5 percent of the time last season, making it his primary out pitch and 2nd-most-used pitch behind his sinker...he learned the pitch in 2017 from pitching coach Kyle Snyder while with Triple-A Durham.
- He was never considered a highly-touted international prospect, instead signing with the Rays for \$100,000 when he was 18 years old.
- As a child, Yonny and his friends would play a game similar to baseball that replaced the ball and bat with *chapitas*, or bottle caps, and a broomstick.

2019 SEASON

- Ranked 3rd on the Rays staff with 9 wins and 133.1 IP, trailing Charlie Morton and Ryan Yarbrough in both categories.
- Min. 100 IP, ranked among AL leaders in WHIP (1.05, 4th), opp avg. (.225, 8th) and BB/9 IP ratio (1.89, 7th)...his 0.99 WHIP before the All-Star break was the 2nd-best in club history among qualifiers, behind James Shields (0.98) in 2011.
- In *Baseball America's* annual Best Tools survey of major league managers, coaches and executives, was ranked as having the AL's Best Changeup.

- Reinstated from the 10-day IL (right middle finger inflammation) on Sep 20, missing six weeks... his rehab assignment consisted of four bullpen sessions and two simulated games.
- Went 6-5 with a 3.54 ERA (104.1-IP, 41-ER) in 18 starts, compared to 3-0 with a 4.97 ERA (29-IP, 16-ER) in 8 apps in relief...made 13 straight apps as a starter, May 27-Aug 4, before the injury.
- Was 5-2 with a 3.10 ERA (69.2-IP, 24-ER) in 14 apps (10 starts) at home, yielding 3 ER (or fewer) in all but one outing and 2 ER (or fewer) 10 times.
- Made his second Opening Day roster.
- Became the third Rays pitcher to start a season with consecutive starts of 5 IP (or more) and 2 hits (or fewer), following Jake Odorizzi in 2015 and Matt Moore in 2013...on March 31 vs. HOU, went 7 IP and his only run allowed was a 3rd-inning homer by Jake Marisnick...went five scoreless in his next start on April 7 at SF.
- On April 17 vs. BAL, became the third pitcher in franchise history to make a scoreless relief app of at least 5 IP and allow 1 hit (or fewer), joining Ryan Yarbrough on May 4, 2018 vs. TOR and Esteban Yan on April 13, 1998 vs. MIN...his only hit allowed was a 2-out double in the 2nd inning.
- On May 27 vs. TOR, his only baserunners allowed in 5 IP were a pair of 2nd-inning walks... was the fourth time in franchise history a pitcher did not allow a hit in a start of 5 IP (or more), joining Blake Snell (5 IP) on Aug 10, 2018, Nathan Eovaldi (6 IP) on May 30, 2018 at OAK and Matt Garza (9 IP) on July 26, 2010 vs. DET.
- Made seven consecutive quality starts from June 7-July 12, the longest such streak by a Ray since Jake Faria (7) from June 7-July 14, 2017... went 2-2 with a 2.93 ERA (46-IP, 15-ER) over that stretch, but the Rays went 2-5 in those games.



- On June 7 at BOS, retired his first 15 BF on 50 pitches, escaped a bases-loaded, 1-out jam in the 6th inning with back-to-back strikeouts and was replaced after eight scoreless and 101 pitches... it was the longest perfect game bid of his career and tied for the longest no-hit bid of his career.
- His start against the Red Sox was the seventh time in club history a Rays pitcher went eight scoreless at Fenway Park...was the third visiting pitcher since 2010 to allow 2 hits (or fewer) in a scoreless start of 8 IP (or more) at Fenway Park, joining two other Rays: Drew Smyly (8 IP) on April 19, 2016 and Matt Moore (9 IP) on July 22, 2013...was the first rightly to do this since SEA Félix Hernández on April 11, 2007.
- Recorded a career-high 8 SO in back-to-back starts from July 12-18 at BAL/NYY (G1).
- **POSTSEASON:** Was on the Rays roster for the ALDS against the Astros but did not pitch.

CAREER HIGHLIGHTS

- In **2018**, made 18 apps (7 starts) over two stints with the Rays, his first career major league action...was on the major league roster from Opening Day–June 3—which included a stint on the 10-day IL—and June 24 through season's end.
- Went 5-2 with a 2.83 ERA (57.1-IP, 18-ER) and .233 opp avg. (48-for-206) in 11 apps out of the bullpen and 0-3 with a 4.73 ERA (32.1-IP, 17-ER) and .288 opp avg. (36-for-125) in 7 starts.
- Was 4-0 with a 2.89 ERA (37.1-IP, 12-ER) over his final 7 apps of the season, all in relief.
- Began his career on a scoreless streak of 14.1 IP...it was the longest scoreless streak for a Rays pitcher to begin his career, passing Doug Waechter (11.1 IP) in 2003, according to the Elias Sports Bureau.
- On April 1 vs. BOS, made his major league debut in relief and his only hit allowed in 4 IP was a RBI single by Rafael Devers in the 6th inning (run charged to José Alvarado)...became the third pitcher in club history with a scoreless app of at least 4 IP in his major league debut.
- On April 5 at BOS, became the fifth Ray all-time to go at least 5 IP and not allow a run in his first career start, joining Matt Moore (5 IP) in 2011, Scott Kazmir (5 IP) in 2004, Doug Waechter (9 IP) in 2003 and Jason Standridge (6.1 IP) in 2001...joined Scott Kazmir (6 IP) in 2004 and Steve Trachsel (9 IP) in 2000 as the only Rays with a scoreless outing of at least 5 IP in their first career game at Fenway Park...according to the Elias Sports Bureau, he was the first pitcher to make his first career start at Fenway Park and not allow a run in at least 5 IP since ATL Kyle Davies did it in his major league debut on May 21, 2005 (5 IP).
- Placed on the 10-day IL on May 1 with a right forearm strain, retroactive to April 29...was reinstated from the injured list and optioned to Durham on June 4...was on the minor league injured list, June 22–July 7, with right shoulder inflammation.
- From Aug 4–Sep 15, became the first pitcher since Baseball Reference data is available (1908) to go at least 5 IP in eight consecutive apps, with all of them coming in relief.
- On Aug 9 vs. BAL, recorded his first career win, entering in the 3rd inning...allowed a 2-out single in the 3rd, then retired 10 straight batters before a 7th-inning homer by Renato Núñez.
- On Sep 3 at TOR, went a then-career-high 7 IP, replacing Ryne Stanek to start the 2nd inning...his 7 IP tied a franchise record for a reliever, and his 3 GDP tied a club record for a reliever, joining Rob Bell on June 19, 2004 at ARI.
- Went 0-2 with a 5.28 ERA in 8 starts with Durham...made his first 2 starts there on rehab assignment, then another 6 starts following his option...also made a start with Class-A Charlotte, beginning his major league rehab assignment with the Stone Crabs.
- In **2017**, named Minor League Pitcher of the Year by the Rays Baseball Operations department...spent the majority of the season with Durham, earning a May 2 promotion from Double-A Montgomery...went a combined 13-5 with a 2.73 ERA (168.1-IP, 51-ER) in 27 apps (26 starts).
- Led Rays minor leaguers in innings...tied for 2nd in wins, one shy of José Mujica (14)...ranked 3rd with 141 SO and 4th in ERA.
- Despite spending a month at the Double-A level, ranked among International League leaders in ERA (2.74, 4th), wins (12, tied for 4th), innings (141, 5th) and WHIP (0.98, 2nd).
- In his third start at the Triple-A level, on May 13 vs. Toledo (Tigers), pitched a 9-inning shutout.
- Named the Rays Minor League Pitcher of the Month for July, going 5-0 with a 1.62 ERA (39-IP, 7-ER) and 43 SO in 6 starts.
- Made 2 starts for the Bulls in the postseason, going 1-1 with a 0.75 ERA (12-IP, 1-ER)...did not allow a run in 7 IP of Game 2 of the IL Semifinals vs. Indianapolis (Pirates)...received no run support in a Game 2 loss vs. Scranton/Wilkes-Barre (Yankees) in the Governors' Cup.
- Ranked by *Baseball America* as the No. 23 prospect in the Rays system following the season.



- In **2016**, pitched at three different levels for a second consecutive year...went 12-4 with a 3.36 ERA (128.2-IP, 48-ER) between Charlotte, Class-A Bowling Green and Montgomery.
- His 12 wins tied for the most among Rays minor leaguers and his 3.36 ERA ranked 9th.
- Made 4 starts for the Bravos de Margarita in the Venezuelan Winter League, going 0-1 with a 3.00 ERA (18-IP, 6-ER).
- In **2015**, went 5-5 with a 1.82 ERA (79.1-IP, 16-ER) in 15 apps (13 starts) between Charlotte, Short-A Hudson Valley and Bowling Green... was unbeaten (3-0) in 14 apps (2 starts) with Rookie-level Princeton in **2014**, pitching state-side for the first time...spent the **2013** season with the VSL Rays.

CAREER HIGHS

LONGEST OUTING

8.0, 6/7/19 at BOS

LONGEST RELIEF OUTING

7.0, 9/3/18 at TOR

STRIKEOUTS

8, 2x-last 7/18/19 at NYY (G1)

WALKS

4, 6/28/19 vs. TEX

HR ALLOWED

3, 4/22/19 vs. KC

RUNS ALLOWED

7, 7/28/19 at TOR

HITS ALLOWED

9, 3x-last 7/18/19 at NYY (G1)

WIN STREAK

8G, 8/22/18 - 4/29/19

LOSS STREAK

4G, 4/17/18 - 8/4/18

CAREER PITCHING

YEAR	CLUB	W	L	ERA	G	GS	CG	SHO	SV	IP	H	R	ER	HR	HB	BB-I	SO	WP	BK
2013	VSL Rays	3	3	3.27	13	12	0	0	0	55.0	59	21	20	4	2	11-0	42	8	1
2014	Princeton	3	0	2.09	14	2	0	0	0	43.0	39	14	10	2	2	11-0	33	4	0
2015	Charlotte	0	0	0.00	2	0	0	0	0	3.0	2	0	0	0	0	0-0	3	0	0
	Hudson Valley	1	0	0.60	3	3	0	0	0	15.0	10	1	1	1	1	3-0	14	0	0
2016	Bowling Green	4	5	2.20	10	10	0	0	0	61.1	59	19	15	3	6	7-0	47	6	1
	Charlotte	6	1	2.15	11	7	0	0	0	50.1	47	16	12	5	1	3-0	31	1	0
	Bowling Green	1	0	2.31	4	2	0	0	0	11.2	8	4	3	0	0	1-0	9	0	0
	Montgomery	5	3	4.46	14	8	0	0	0	66.2	74	37	33	5	0	12-0	43	3	2
2017	Montgomery	1	0	2.63	4	4	0	0	0	27.1	22	9	8	5	1	4-0	21	0	0
	Durham	12	5	2.74	23	22	1	1	0	141.0	116	50	43	10	2	22-0	120	5	0
2018	Tampa Bay	5	5	3.51	18	7	0	0	0	89.2	84	40	35	7	5	25-2	75	5	0
	Charlotte	0	0	0.00	1	1	0	0	0	2.0	2	0	0	0	0	2-0	2	0	0
	Durham	0	2	5.87	8	8	0	0	0	30.2	35	20	18	7	0	7-0	31	1	0
2019	Tampa Bay	9	5	3.85	26	18	0	0	0	133.1	112	61	57	23	3	28-1	114	4	3
Minor League Totals		36	19	2.89	107	79	1	1	0	507.0	473	191	163	42	15	83-0	396	28	4
Major League Totals		14	10	3.71	44	25	0	0	0	223.0	196	101	92	30	8	53-3	189	9	3

1: Signed by the Tampa Bay Rays as a free agent, June 29, 2012...signed by Euclides Vargas and Ronnie Blanco.

CAREER FIELDING

YEAR	POSITION	PCT	G	PO	A	E	TC	DP
2018	Pitcher	1.000	18	3	6	0	9	1
2019	Pitcher	.933	26	4	10	1	15	1
Totals		.958	44	7	16	1	24	2

CAREER BATTING

YEAR	CLUB	AVG	AB	R	H	2B	3B	HR	RBI	SH	SF	HB	BB-I	SO	SB	CS	GDP	OBP	SLG
2018	Tampa Bay	.000	1	0	0	0	0	0	0	0	0	0	0-0	1	0	0	0	.000	.000
2019	Tampa Bay	.000	2	0	0	0	0	0	0	0	0	0	0-0	2	0	0	0	.000	.000
Major League Totals		.000	3	0	0	0	0	0	0	0	0	0	0-0	3	0	0	0	.000	.000

LEFT-RIGHT BREAKDOWN

	2019					CAREER				
	AVG	AB	H	HR		AVG	AB	H	HR	
vs. Left	.189	227	43	7		.210	377	79	11	
vs. Right	.255	271	69	16		.259	452	117	19	



26

FIRST BASEMAN

JI-MAN CHOI

Ji-Man Choi (GEE-man CHOY)



BATS LEFT

THROWS RIGHT

HEIGHT 6'1"

WEIGHT 260

OPENING DAY AGE 28

MAJOR LEAGUE SERVICE 2 years, 76 days

BORN 5/19/91 in Incheon, South Korea

RESIDES Incheon, South Korea

CONTRACT STATUS Signed through 2020

SIGNING SCOUT Jamey Storvick and Pat Kelly (Mariners)

ACQUIRED From the Milwaukee Brewers in exchange for INF Brad Miller and cash considerations, 6/10/18

X-RAY REPORT

- ◆ Ji-Man is terrified of ghosts and believes to have had many encounters with them, including hugs and whispers...his first ghostly encounter in baseball came while recovering from back surgery in 2011, when he felt a "spirit" on his chest and awoke as he felt the bed slump...he had another encounter at the Pfister Hotel in Milwaukee, where a number of major leaguers have claimed to experience the paranormal.
- ◆ Over the winter, Ji-Man visited a youth baseball club in Chungju, South Korea...he worked with them on fundamentals, gave instruction and helped them with soft-toss and drills...Ji-Man is one of five active major leaguers born in South Korea...his 36 career home runs already rank 4th all-time among Korean-born players, behind Shin-Soo Choo (213), Jung Ho Kang (46) and Hee-Seop Choi (40).
- ◆ Rays fans' love for Ji-Man was on display in Game 4 of the 2019 ALDS at Tropicana Field...groups of fans were heard chanting his name in the parking lot and later the entire ballpark joined in the chant during his at-bats...the moment was later commemorated with an officially-licensed T-shirt.
- ◆ He originally signed with the Mariners as a catcher after growing up playing the position in South Korea...he moved out of the backstop role following a collision at home plate shortly after beginning his career in the U.S.

2019 SEASON

- ◆ Appeared in 127 games and made 106 starts (92-1B, 14-DH) in his first full major league season...

missed the minimum 10 days on the injured list from July 3-12 due to a left ankle strain.

- ◆ Hit .250 (23-for-92) with RISP, but .314 (16-for-51) with RISP from May 30 through season's end.
- ◆ Hit 8 HR in his last 26 games (23 starts), compared to 11 HR in his first 101 games (83 starts)...his 19 HR passed his total (17) from his first three seasons combined...his 6 HR in September were his most in a calendar month in his career.
- ◆ Made his third Opening Day roster and first career Opening Day start.

“

A lot of teams didn't feel he was capable of playing good defense at first base. I'll be the first to admit—we didn't, either. But man, has he proven us wrong.

KEVIN CASH
| The Athletic |

”

- ◆ On April 17 vs. BAL, hit his first homer to snap a streak of 19 straight games without one, ending the longest homerless drought of his career.
- ◆ On June 27 at MIN, became the first player to enter in extra innings and finish with 3 BB (or more) since NYM Daryl Boston on Sep 24, 1992 at STL, according to Stats LLC...walked in the 10th, 11th and 14th innings, and singled in the 18th...became the first player in franchise history to reach four times in a game he did not start.
- ◆ On Aug 9 at SEA, drew a bases-loaded walk for the second time in his career, both in a 6-game





WILL VRAGOVIC / TAMPA BAY RAYS

span...was the fourth time in franchise history a pinch-hitter drew a go-ahead, bases-loaded walk, and the first time in club history that happened in the 9th inning (or later).

- On Aug 18 vs. DET, hit a 2-run, walk-off single off Joe Jiménez in the 9th inning, his second career walk-off hit, following Sep 10, 2018 vs. CLE.
- On Sep 11-12 at TEX, reached base in a franchise-record 10 consecutive plate appearances, going 3-for-3 with 7 BB...his streak was the longest in the AL since LAA Mike Trout (10) from Sep 7-9, 2018...was the second Ray to reach five times (or more) in back-to-back games, joining José Canseco from June 30-July 1, 1999 at BOS.
- On Sep 11 at TEX, reached base in all 5 PA and recorded the second multi-HR game of his career, following Aug 4, 2016 vs. OAK (with LAA)...hit a game-tying, 3-run homer in the 2nd inning and a solo homer in the 9th...his first homer was the third of his career off a lefty.
- On Sep 24 vs. NYY, hit a walk-off, solo homer off Cory Gearrin to start the 12th inning, the second walk-off homer of his career.
- **POSTSEASON:** Grounded out in the 9th inning as a pinch-hitter in the AL Wild Card Game at OAK...started at first base for all 5 games of the ALDS against the Astros and finished with 7 BB

in 22 PA...his 7 BB were the most in a Division Series since SF Barry Bonds (8) in 2003.

- In Game 3 of the ALDS vs. HOU, hit a 3rd-inning solo homer off Zack Greinke.

CAREER HIGHLIGHTS

- Split the **2018** season between the Brewers and Rays organizations...acquired in mid-June and played 49 games with 45 starts (44-DH, 1-1B) for the Rays...after joining the team, hit .269/.370/.506 (43-for-160) with 8 HR and 27 RBI.
- Hit a pinch-hit grand slam on June 9 at PHI, his final at-bat with the Brewers...was the sixth pinch-hit grand slam hit by a Brewer since Baseball Reference play-by-play data is complete (1974)...turned a 3-2 deficit to a 6-3 lead.
- On July 21 vs. MIA, his first home run as a Ray came in the 9th inning off Kyle Barraclough and went 460 feet, according to StatCast...at the time, it was the longest by a Ray since Evan Longoria (462 feet) on July 19, 2016 at COL and the longest by a Ray at Tropicana Field since StatCast started tracking them beginning in 2015.
- On Sep 7 vs. BAL, hit the second grand slam of his career, in the 6th inning off Ryan Meisinger.
- On Sep 10 vs. CLE, hit a walk-off, 2-run homer off Brad Hand, giving the Rays a 6-5 win...it was his first career walk-off hit, and it was the 15th



homer of his career and first off a left-handed pitcher...his walk-off homer was the third in franchise history hit by a left-handed hitter off a left-handed pitcher, joining Jake Bauers on June 24, 2018 vs. NYY (Chasen Shreve) and Gabe Gross on June 1, 2008 vs. CWS (Matt Thornton).

- Was optioned to Triple-A Durham after the trade...recalled on July 10 and made his Rays debut the next day vs. DET, going 2-for-4.
- Spent the majority of the **2017** season with Triple-A Scranton/Wilkes-Barre, aside from a short stint with the Yankees in July.
- Hit a 2-run homer in his Yankees debut on July 5 vs. TOR and a 2-run homer in his second game, July 7 vs. MIL...became the eighth player since Baseball Reference data is available (1908) to homer in his first 2 games with the Yankees, joining Aaron Judge (2016), Cody Ransom (2008), Bubba Crosby (2004), Joe Lefebvre (1980), Dave Kingman (1977), Graig Nettles (1973) and Felipe Alou (1971).
- Was designated for assignment on July 19 and outrighted to Triple-A on July 23.
- Ranked 4th among Yankees minor leaguers with 69 RBI.
- Was on the injured list twice with Scranton/Wilkes-Barre...sidelined from May 14-23 with a left hamstring strain and from Sep 8-17 with right ankle inflammation.
- In **2016**, made the Angels Opening Day roster and appeared in 54 games (31 starts) over three stints with the club.
- On April 5 vs. CHC, made his major league debut as a defensive replacement.
- On April 23 vs. SEA, recorded his first career hit, a 7th-inning single off Félix Hernández.
- On July 18 vs. TEX, connected for his first career home run, a solo shot off A.J. Griffin.
- Homered off Jesse Hahn in both the 2nd and 3rd innings on Aug 4 vs. OAK for his first career multi-HR game.
- Missed most of the **2015** season with a broken leg...selected by the Angels from the Orioles in the major league phase of the Rule 5 Draft following the season.
- Played 28 games for the Estrellas de Oriente in the Dominican Winter League.
- In **2014**, completed a 50-game suspension for violating the Minor League Drug Prevention and Treatment Program.
- Played 14 games for the Tigres de Aragua in the Venezuelan Winter League.

- Ranked by *Baseball America* as the No. 29 prospect in the Mariners system following the season.
- Split the **2013** season between Class-A High Desert, Double-A Jackson and Triple-A Tacoma, batting .295 (125-for-424) with 18 HR...ranked 3rd among Mariners minor leaguers with 85 RBI.
- Named to the California League midseason All-Star Team.
- Played for the World team in the Futures Game in July at Citi Field.
- Named to the Mariners Organizational All-Star Team by MLB.com.
- Ranked by *Baseball America* as the No. 25 prospect in the Mariners system following the season.
- Limited to 66 games with Class-A Clinton in **2012**...played 40 games for the Adelaide Bite in the Australian Baseball League.
- Missed the **2011** season with a back injury.
- Named the Mariners Minor League Offensive Player of the Year in **2010**...was Most Valuable Player of the Arizona League...led the league with a .378 avg. and .459 OBP, ranked 2nd with a .541 SLG and tied for 4th with 15 2B...named to the Arizona League postseason All-Star Team.
- Signed by the Mariners as a catcher on July 2, **2009**...graduated from Dong San High School in Incheon, South Korea.

CAREER HIGHS

HITS

3, 6x-last 8/31/19 vs. CLE

HITTING STREAK

9G, 8/9/18 - 8/22/18

HOME RUNS

2, 2x-last 9/11/19 at TEX

RBI

4, 4x-last 9/11/19 at TEX

RUNS

3, 2x-last 4/17/19 vs. BAL

WALKS

4, 9/12/19 at TEX

STRIKEOUTS

4, 2x-last 9/22/19 vs. BOS

STOLEN BASES

1, 6x-last 7/19/19 vs. CWS

HOME RUN HIGHLIGHTS

GRAND SLAMS (2)

9/7/18 vs. BAL (Ryan Meisinger); 6/9/18 at PHI (Luis Garcia)

MULTI-HR GAMES (2)

2 - 9/11/19 at TEX; 8/4/16 vs. OAK

WALK-OFF (2)

9/24/19 vs. NYY (Cory Gearrin); 9/10/18 vs. CLE (Brad Hand)

PINCH-HIT (1)

6/9/18 at PHI (Luis Garcia)



CAREER BATTING

YEAR	CLUB	AVG	G	AB	R	H	2B	3B	HR	RBI	SH	SF	HB	BB-I	SO	SB	CS	GDP	OBP	SLG
2010	AZL Mariners	.378	39	135	23	51	15	2	1	23	0	2	1	21-0	30	10	1	3	.459	.541
	High Desert	.302	11	43	7	13	1	1	1	7	0	1	0	6-0	9	0	0	3	.380	.442
2011		Injured—Did Not Play																		
2012	Clinton	.298	66	242	43	72	14	1	8	43	1	0	12	39-5	55	0	2	7	.420	.463
2013	High Desert	.337	48	181	34	61	24	3	7	40	0	1	2	27-1	33	0	1	5	.427	.619
	Jackson	.268	61	198	21	53	10	3	9	39	0	2	4	32-2	28	2	2	5	.377	.485
	Tacoma	.244	13	45	9	11	2	0	2	6	1	0	2	4-0	7	0	0	2	.333	.422
2014	Tacoma	.283	70	237	41	67	7	2	5	30	3	2	3	36-0	42	2	2	10	.381	.392
	Jackson	.273	4	11	3	3	1	0	1	5	0	0	0	4-2	2	0	0	0	.467	.636
2015	AZL Mariners	.250	5	12	1	3	1	0	0	2	0	0	0	1-0	2	0	0	0	.308	.333
	Tacoma	.298	18	57	8	17	4	0	1	16	0	0	0	10-1	14	0	1	2	.403	.421
2016	Los Angeles-AL	.170	54	112	9	19	4	0	5	12	0	1	0	16-1	27	2	4	2	.271	.339
	Salt Lake	.346	53	188	31	65	17	1	5	31	1	5	2	31-1	34	4	3	4	.434	.527
2017	Scranton/W-B	.288	87	288	42	83	25	1	15	69	0	7	4	39-3	86	3	1	2	.373	.538
	New York-AL	.267	6	15	2	4	1	0	2	5	0	1	0	2-0	5	0	0	1	.333	.733
2018	Milwaukee	.233	12	30	4	7	2	0	2	5	0	0	0	2-1	14	0	0	1	.281	.500
	Colorado Springs	.302	40	129	17	39	9	0	5	23	0	2	0	32-0	31	1	0	2	.436	.488
	Durham	.270	22	74	9	20	4	0	2	14	0	1	0	11-0	18	0	0	4	.360	.405
	Tampa Bay	.269	49	160	21	43	12	1	8	27	0	2	3	24-0	41	2	0	0	.370	.506
2019	Tampa Bay	.261	127	410	54	107	20	2	19	63	0	7	6	64-2	108	2	3	7	.363	.459
	Minor League Totals	.303	537	1840	289	558	134	14	62	348	6	23	30	293-15	391	22	13	49	.403	.492
	Rays Totals	.263	176	570	75	150	32	3	27	90	0	9	9	88-2	149	4	3	7	.365	.472
	Major League Totals	.248	248	727	90	180	39	3	36	112	0	11	9	108-4	195	6	7	11	.347	.458

1: Signed by the Seattle Mariners as a free agent, July 2, 2009...signed by Jamey Storvick and Pat Kelly. 2: Signed by the Baltimore Orioles as a free agent, November 24, 2015. 3: Selected by the Los Angeles Angels from Baltimore in the major league phase of the Rule 5 Draft, December 10, 2015. 4: Signed by the New York Yankees as a free agent, January 16, 2017. 5: Signed by the Milwaukee Brewers as a free agent, January 16, 2018. 6: Acquired by the Tampa Bay Rays from Milwaukee in exchange for INF Brad Miller and cash considerations, June 10, 2018.

CAREER FIELDING

YEAR	POSITION	PCT	G	PO	A	E	TC	DP
2016	First Base	.993	27	127	11	1	139	15
	Left Field	1.000	20	26	0	0	26	0
2017	First Base	.973	6	35	1	1	37	3
2018	First Base	1.000	3	13	2	0	15	5
	Left Field	-	1	0	0	0	0	0
2019	First Base	.992	103	749	36	6	791	66
Totals	First Base	.992	139	924	50	8	982	89
	Left Field	1.000	21	26	0	0	26	0

POSTSEASON BATTING

YEAR	SERIES	CLUB	AVG	G	AB	R	H	2B	3B	HR	RBI	SH	SF	HB	BB-I	SO	SB	CS	GDP	OBP	SLG
2019	ALWC	TB vs. OAK	.000	1	1	0	0	0	0	0	0	0	0	0	0-0	0	0	0	0	.000	.000
	ALDS	TB vs. HOU	.200	5	15	2	3	0	0	1	1	0	0	0	7-0	10	0	0	0	.455	.400
	Postseason Totals		.188	6	16	2	3	0	0	1	1	0	0	0	7-0	10	0	0	0	.435	.375

LEFT-RIGHT BREAKDOWN

	2019					CAREER				
	AVG	AB	H	HR	RBI	AVG	AB	H	HR	RBI
vs. Left	.210	81	17	2	6	.185	108	20	3	9
vs. Right	.274	329	90	17	57	.258	619	160	33	103



2

INFIELDER

YANDY DÍAZ

Yandy Díaz Fernández (YAHN-dee)

BATS **RIGHT**THROWS **RIGHT**HEIGHT **6'2"**WEIGHT **215**OPENING DAY AGE **28**MAJOR LEAGUE SERVICE **1 year, 122 days**BORN **8/8/91 in Sagua la Grande, Cuba**RESIDES **Miami, FL**CONTRACT STATUS **Signed through 2020**SIGNING SCOUT **Ramón Peña (Indians)**

ACQUIRED **From the Cleveland Indians along with RH Cole Sulser in a three-team trade with the Seattle Mariners in exchange for 1B Jake Bauers and cash considerations, 12/13/18**

X-RAY REPORT

- ◆ Four days before homering twice in front of 54,005 fans at last year's AL Wild Card Game, Yandy was playing in his first action since fracturing his foot two months earlier...it was in front of an empty stadium at Charlotte Sports Park in an instructional league scrimmage... Rays senior advisor Mitch Lukevics was at both games and told the *Tampa Bay Times*, "Just amazing. You could not find two more opposite settings."
- ◆ He is a gym rat whose muscles have been featured in *Men's Journal*...he began weightlifting when he was 12 years old.
- ◆ Per the *Tampa Bay Times*, teammate Joey Wendle saw Yandy swing a bat in batting practice that had pennies taped around the barrel and "still crush balls as far as I could hit with a regular bat."
- ◆ Yandy was twice caught and arrested while attempting to defect from Cuba, each time jailed for 21 days...on the third attempt, he and friend Leandro Linares waited in tall grass until their motorized raft arrived...they set out at around 2 a.m. and arrived in the Dominican Republic at about 2 p.m. the next day...Yandy reports to have seen sharks swimming alongside the raft.
- ◆ Yandy hasn't seen his family in Cuba since he defected...he calls his mother, who still lives there, almost every day and says she influenced him to play baseball.
- ◆ His father, Jorge, played with inaugural Rays pitcher Rolando Arrojo for Villa Clara in the Cuban National Series and eventually defected to play a brief stint in the minor leagues...Yandy would later play for Villa Clara as well as he began his career.

2019 SEASON

- ◆ Limited to 79 games due to three stints on the injured list, the third of which cost him over two months...hit 14 HR in 347 PA for the Rays, compared to 1 HR in 299 PA over two seasons with the Indians and 9 HR in 1,099 PA between the minors and majors over those two seasons.

“
He sees the ball really well.
He hits the ball extremely
hard consistently. And he
swings at strikes. And, I
mean, he's The Hulk.”

MATT QUATRARO
| ESPN.com |

- ◆ Sustained a left foot contusion on July 22 vs. BOS, when he fouled a ball off his foot with the Rays trailing 9-4 in the 9th inning...did not return until the final game of the regular season.
- ◆ While progressing back from his left foot injury, felt an increase of pain while taking ground balls prior to the game on Aug 7...CT scan results revealed an uncommon hairline fracture of the navicular bone in his left foot.
- ◆ Sideline from May 20-June 1 with a left hand contusion and from June 17-26 with right hamstring discomfort.
- ◆ Hit .500 (8-for-16) with 1 2B, 2 HR and 3 BB leading off a game and .337 (28-for-83) with 5 HR and 10 RBI out of the leadoff spot in the order.
- ◆ Made his second Opening Day roster, both starts at third base (2016)...became the 11th Cuban-born player in franchise history.





WILL VRAGOVIC / TAMPA BAY RAYS

- ◆ On March 29 vs. HOU, hit his first home run as a Ray, a solo shot in the 6th inning off Gerrit Cole...since StatCast was introduced in 2015, his homer tied for the club's lowest by launch angle (17°), joining Brad Miller on June 17, 2016 vs. SF.
- ◆ On April 7 at SF, homered off Drew Pomeranz for the first leadoff homer of his career.
- ◆ On May 11 vs. NYY, hit a solo homer off CC Sabathia in the 3rd inning and a 3-run shot off Nestor Cortes Jr. in the 8th for the first multi-HR game of his career...his 4 RBI were a career high.
- ◆ On July 2 vs. BAL, pinch-ran and scored in the 6th inning and walked and scored in the 7th... became the second player in franchise history to score multiple runs without an official at-bat, joining Geoff Blum on Aug 29, 2004 at OAK.
- ◆ On July 18 at NYY (G1), was the second of back-to-back homers with Austin Meadows to lead off the 1st inning...it was the second time in club history Rays hitters hit back-to-back homers to lead off a game, following June 15, 1998 vs. TOR (Quinton McCracken, Wade Boggs).
- ◆ **POSTSEASON:** Started at first base in the AL Wild Card Game at OAK and started the first 3 games of the ALDS against the Astros, one as the designated hitter and two at third base...was replaced in the 3rd inning of Game 3.

- ◆ Hit leadoff in the Wild Card Game and homered in the 1st and 3rd innings, becoming the fifth Ray with a multi-HR game in the postseason and the first to do it in a "winner take all" game.
- ◆ Was the 10th player in postseason history with a multi-HR effort in a "winner take all" game but only the second out of the leadoff spot, joining BOS Johnny Damon in Game 7 of the 2004 ALCS...he became the first leadoff hitter to homer in each of his first 2 AB of a postseason.
- ◆ According to Stats LLC, was the first position player to homer in the postseason after not having any hits after July in the regular season.

CAREER HIGHLIGHTS

- ◆ In **2018**, appeared in 39 games and made 26 starts (15-DH, 6-1B, 5-3B) over two stints with the Indians...was on the active roster from June 20-23 and Aug 12 through season's end.
- ◆ In his season debut on July 20 at TEX, went 4-for-6 with 2 RBI in an 11-inning win...was the first Indians player with 4 hits in his season debut since David Dellucci in 2009.
- ◆ On Sep 4 vs. KC, hit his first career home run, a solo shot off Jake Newberry in the 5th inning... came in the 244th plate appearance of his career, snapping the Indians longest homerless drought



to begin a major league career since John McDonald in 2002.

- Finished the season as the International League leader with a .409 OBP...ranked 2nd with 70 BB and 6th with a .293 avg....at the time of his last recall, was leading the IL in walks and was tied for 6th with 24 2B.
- POSTSEASON:** Was the starting designated hitter in Game 3 of the ALDS and doubled in the 2nd inning off Dallas Keuchel.
- In **2017**, was on the Indians roster for three stints: Opening Day–April 20, May 8-15 and Aug 22 through season's end...was the first Cuban-born Indians player since Danys Báez in 2003.
- Was the Indians Opening Day third baseman in his major league debut...recorded his first career hit that night, a double off Yu Darvish.
- Was optioned to Triple-A Columbus after 15 games when Jason Kipnis returned from the injured list...named to the IL postseason All-Star Team...at the time of his third recall, was leading the IL in avg. (.350) and on-base pct. (.454).
- Hit .458 (22-for-48) with 2 HR and 15 RBI in spring training to make the Opening Day roster.
- Played 11 games for the Leones del Caracas in the Venezuelan Winter League but was shut down on Nov 26 with abdominal soreness.
- In **2016**, earned a May 12 promotion from Double-A Akron to Columbus and was named IL Rookie of the Year...led the league with a .399 OBP and ranked 2nd with a .325 avg.
- Between the two levels, hit .318/.408/.446 (141-for-444) with 9 HR and 58 RBI...ranked 3rd among Indians minor leaguers in avg.
- Played for the World team in the Futures Game in July at Petco Park.
- Recorded a 28-game hitting streak from July 6–Aug 10, the IL's longest since 2007.
- Named to the Indians Organizational All-Star Team by MLB.com.
- Played 40 games for the Leones del Caracas in the Venezuelan Winter League...hit .371 (56-for-151) with 2 HR and 18 RBI.
- Ranked by *Baseball America* as the No. 11 prospect in the Indians system following the season...the publication also tabbed him as having the Best Strike-Zone Judgment in the organization...named to its Triple-A All-Star Team.
- In **2015**, named to the Eastern League midseason and postseason All-Star teams...led the league with 78 BB and a .412 OBP and ranked 3rd with 150 hits and a .315 avg.

- Was promoted to Columbus near the end of the regular season and helped them win the Governors' Cup.
- Between the two levels, his 153 hits were the most by an Indians minor leaguer since Jason Kipnis (159) in 2010.
- Named to the Indians Organizational All-Star Team by MLB.com.
- Played 18 games for the Scottsdale Scorpions in the Arizona Fall League.
- Ranked by *Baseball America* as the No. 15 prospect in the Indians system following the season.
- In **2014**, played with Class-A Carolina in his first professional season...ranked by *Baseball America* as the Best Defensive Third Baseman in the Carolina League in its Best Tools survey.

AMATEUR CAREER

- Played three seasons for Villa Clara in the Cuban National Series...defected from Cuba to the Dominican Republic and trained for scouts there before signing with the Indians.
- His father, Jorge, played in the Rangers minor league system in 2000.

CAREER HIGHS

HITS

4, 3x-last 6/19/19 at BOS

HITTING STREAK

11G, 9/24/18 – 4/5/19

HOME RUNS

2, 5/11/19 vs. NYY

RBI

4, 5/11/19 vs. NYY

RUNS

4, 8/24/17 vs. BOS

WALKS

2, 13x-last 6/5/19 at DET

STRIKEOUTS

3, 4x-last 7/5/19 vs. NYY

STOLEN BASES

1, 4x-last 7/1/19 vs. BAL

HOME RUN HIGHLIGHTS

MULTI-HR GAMES (1)

2 – 5/11/19 vs. NYY

LEADOFF (2)

4/27/19 at BOS (David Price); 4/7/19 at SF (Drew Pomeranz)



CAREER BATTING

YEAR	CLUB	AVG	G	AB	R	H	2B	3B	HR	RBI	SH	SF	HB	BB-I	SO	SB	CS	GDP	OBP	SLG
2008	Villa Clara	.500	5	4	1	2	0	0	0	1	1	0	0	2-0	1	0	0	0	.667	.500
2009	Villa Clara	.292	67	168	28	49	5	1	1	18	9	0	3	33-0	26	3	3	8	.417	.351
2010	Villa Clara	.254	59	142	32	36	5	0	2	22	4	1	5	30-0	27	7	2	5	.399	.331
2014	Carolina	.286	76	283	42	81	7	5	2	37	2	1	3	49-1	35	3	3	4	.396	.367
2015	Akron	.315	132	476	61	150	13	5	7	55	3	4	3	78-0	65	8	7	15	.412	.408
	Columbus	.158	4	19	1	3	2	0	0	1	0	0	0	0-0	5	0	0	0	.158	.263
2016	Akron	.286	26	84	13	24	0	1	2	14	0	1	1	24-0	16	6	2	0	.445	.381
	Columbus	.325	95	360	53	117	22	3	7	44	2	6	1	47-1	70	5	1	7	.399	.461
2017	Cleveland	.263	49	156	25	41	8	1	0	13	0	1	1	21-0	35	2	0	5	.352	.327
	Columbus	.350	85	309	56	108	17	1	5	33	2	2	1	60-1	56	1	2	11	.454	.460
2018	Columbus	.293	98	348	53	102	24	0	3	40	1	5	2	70-3	75	2	3	8	.409	.388
	Cleveland	.312	39	109	15	34	5	2	1	15	0	0	0	11-1	19	0	0	6	.375	.422
2019	Tampa Bay	.267	79	307	53	82	20	1	14	38	0	4	1	35-1	61	2	2	9	.340	.476
Minor League Totals		.311	516	1879	279	585	85	15	26	224	10	19	11	328-6	322	25	18	45	.413	.414
Major League Totals		.274	167	572	93	157	33	4	15	66	0	5	2	67-2	115	4	2	20	.350	.425
Cuban National Series		.277	131	314	61	87	10	1	3	41	14	1	8	65-0	54	10	5	10	.412	.344

1: Signed by the Cleveland Indians as a free agent, September 20, 2013...signed by Ramón Peña. 2: Acquired by the Tampa Bay Rays along with RH Cole Sulser from Cleveland as part of a three-team trade, December 13, 2018. Tampa Bay sent 1B Jake Bauers to Cleveland and cash considerations to the Seattle. Cleveland sent DH Edwin Encarnación and a Competitive Balance Round B draft selection to Seattle. Seattle sent 1B Carlos Santana and cash considerations to Cleveland.

CAREER FIELDING

YEAR	POSITION	PCT	G	PO	A	E	TC	DP
2017	Third Base	.972	40	19	50	2	71	8
	Left Field	.667	3	2	0	1	3	0
2018	First Base	1.000	9	51	7	0	58	1
	Third Base	.909	9	0	10	1	11	1
2019	Third Base	.962	50	21	79	4	104	7
	First Base	.993	22	136	5	1	142	17
Totals		.962	99	40	139	7	186	16
		.995	31	187	12	1	200	18
		.667	3	2	0	1	3	0

POSTSEASON BATTING

YEAR	SERIES	CLUB	AVG	G	AB	R	H	2B	3B	HR	RBI	SH	SF	HB	BB-I	SO	SB	CS	GDP	OBP	SLG
2018	ALDS	CLE vs. HOU	.333	1	3	0	1	1	0	0	0	0	0	0	0-0	1	0	0	0	.333	.667
2019	ALWC	TB vs. OAK	.750	1	4	2	3	0	0	2	2	0	0	0	0-0	0	0	0	0	.750	2.250
	ALDS	TB vs. HOU	.000	3	9	0	0	0	0	0	0	0	0	0	0-0	4	0	0	0	.000	.000
Postseason Totals			.250	5	16	2	4	1	0	2	2	0	0	0	0-0	5	0	0	0	.250	.688

LEFT-RIGHT BREAKDOWN

	2019					CAREER				
	AVG	AB	H	HR	RBI	AVG	AB	H	HR	RBI
vs. Left	.311	103	32	7	16	.294	204	60	7	27
vs. Right	.245	204	50	7	22	.264	368	97	8	39



47

RIGHT-HANDED PITCHER

OLIVER DRAKE

Oliver Gardner Drake

BATS **RIGHT**THROWS **RIGHT**HEIGHT **6'4"**WEIGHT **220**OPENING DAY AGE **33**MAJOR LEAGUE SERVICE **3 years, 45 days**BORN **1/13/87 in Worcester, MA**RESIDES **Westminster, MA**CONTRACT STATUS **Signed through 2020**SIGNING SCOUT **Dean Albany (Orioles)**ACQUIRED **From the Toronto Blue Jays in exchange for cash considerations, 1/4/19**

X-RAY REPORT

- Oliver was enrolled in the United States Naval Academy studying quantitative economics for two years prior to being selected by the Orioles in the 2008 June Draft...he was permitted to withdraw from the Academy to pursue baseball...had he returned as a junior, he would have been obligated to fulfill a five-year commitment of military service following graduation...was the second from the Naval Academy to make the majors, one month after Cardinals reliever Mitch Harris.
- Oliver made a pitch in July 2019 that appeared to defy the laws of physics as it tracked left to right from the righthander...the video was shared across the Rays and Major League Baseball's social media platforms and has garnered more than 12 million total views.
- While at the ballpark, Oliver can usually be found working out with headphones on...instead of music, he prefers to listen to some of his favorite podcasts.
- He has been a hunter for around 10 years and spent time this offseason hunting deer.

2019 SEASON

- Selected from Triple-A Durham on May 26 and remained in the Rays bullpen through the end of the season...his 51 apps over that stretch were one shy of Colin Poche for the team lead...recorded a career-high 5 wins, 2 saves and 70 SO and tied his career high with 56 IP.
- His .181 opp avg. ranked 6th among AL relievers...limited lefties to a .147 avg. (15-for-102)...min. 100 AB, it was the 3rd-lowest mark in the AL behind CLE Tyler Clippard (.123) and BOS Brandon Workman (.132).
- Recorded a 16.50 SO/BB ratio against left-handed hitters (33-SO, 2-BB)...in comparison,

allowed 17 BB in addition to his 37 SO against right-handed hitters for a 2.18 SO/BB ratio.

- Went 5-1 with a 2.27 ERA (31.2-IP, 8-ER) in 26 apps beginning on July 28...ten of his last 11 apps were scoreless, with opponents batting .049 (2-for-41) with 20 SO against him over that span.
- Allowed a career-high 9 HR, including eight to right-handed batters...yielded 6 HR in his last 27 apps, compared to 3 HR in his first 23 apps.
- On June 19 at NYY, entered with 2-on, 1-out in the 7th inning and allowed five of his 6 BF to reach base...yielded a grand slam to Gleyber Torres, the second allowed in his career.
- On Aug 12 at SD, pitched two scoreless innings and hit a RBI single in the 8th, the first hit and first RBI of his career (second at-bat)...became the first Rays pitcher with a hit or RBI since Nathan Eovaldi's RBI infield single on July 8, 2018 at NYM...marked the sixth time a Rays reliever recorded a hit, following Vidal Nuño on July 3, 2018 at MIA, Wade Davis on June 9, 2012 at MIA, Jason Hammel on June 18, 2007 at ARI, Julio Santana on July 9, 1999 at FLA and Rick White on June 28, 1998 at PHI.
- **POSTSEASON:** Made 2 apps in the ALDS against the Astros...in Game 1 at HOU, yielded 2 runs in the 7th inning after retiring his first 2 BF...allowed a walk, steal, RBI double and RBI ground-rule double...in Game 3 vs. HOU, pitched a perfect 7th inning and a scoreless 8th.

CAREER HIGHLIGHTS

- In **2018**, pitched in the majors for the Brewers, Indians, Angels, Blue Jays and Twins, becoming the first player in major league history to pitch for five different teams in one season.
- Went 1-1 with a 5.29 ERA (47.2-IP, 28-ER) in 44 apps between the five teams.



- In the offseason, was on the 40-man roster for the Twins, Rays (twice) and Blue Jays...remained with the Rays following a Jan 4 trade...designated for assignment on Jan 18 and outrighted to the minor leagues on Jan 24.
- In **2017**, went 3-5 with a 4.66 ERA (56-IP, 29-ER) in 64 apps between the Orioles (3) and Brewers (61) in his first full major league season...acquired by the Brewers on April 13.
- Stranded 83.9 pct. (26 of 31) of inherited runners between the two clubs.
- Recorded his first career save on June 15 at STL, pitching a perfect 9th inning in the 6-4 win.
- In **2016**, was with the Orioles for two stints: June 21-30 and Aug 28 through season's end.
- Recorded his first career win on Sep 23 vs. ARI.
- Ranked 5th among Orioles minor leaguers with 10 saves.
- In **2015**, made 13 apps over four stints with the Orioles, his first career major league action.
- On May 23 at MIA, made his major league debut and did not allow a run in 3 IP, including strikeouts of Christian Yelich and Giancarlo Stanton.
- Named the Orioles Co-Minor League Pitcher of the Year...led Orioles minor leaguers with 23 saves, which ranked 2nd in the IL.
- Named to the IL midseason and postseason All-Star teams and to the Orioles Organizational All-Star Team by MLB.com.
- Ranked by *Baseball America* as the No. 21 prospect in the Orioles system following the season.
- Spent the entire **2014** season with Double-A Bowie for a third straight year...named to the Eastern League midseason and postseason All-Star teams...led the league with 31 saves and tied for 2nd with 50 apps.
- Made 13 apps for the Aguilas Cibaenas in the Dominican Winter League.
- Ranked by *Baseball America* as the Best Reliever in the Eastern League in its Best Tools survey.
- Began the **2013** season in extended spring training and made only 19 apps with Bowie following right shoulder surgery...was used exclusively as a reliever for the first time since 2008.
- Began the **2012** season on the injured list and was limited to 3 starts due to a right shoulder injury...had surgery in August to clean up the labrum and shrink a capsule in his shoulder.
- In **2011**, went 11-8 with a 3.32 ERA (162.2-IP, 60-ER) in 27 apps (25 starts) between Class-A Frederick, Bowie and Norfolk.



KEVIN SABITUS / TAMPA BAY RAYS

- Ranked 2nd among Orioles minor leaguers with 129 SO, 3rd in ERA and tied for 3rd in wins.
- Ranked by *Baseball America* as the No. 26 prospect in the Orioles system following the season...the publication also tabbed him as having the Best Control in the organization.
- In **2010**, made 24 apps (21 starts) for Frederick and yielded 19 HR, most in the Carolina League.
- Went 1-3 in 6 starts for the Scottsdale Scorpions in the Arizona Fall League.
- In **2009**, pitched for Class-A Delmarva...went 1-0 with a 0.82 ERA (22-IP, 2-ER) in 12 apps between two levels in **2008**.

CAREER HIGHS

LONGEST OUTING

3.0, 5/23/15 at MIA

STRIKEOUTS

4, 6x-last 9/27/19 at TOR

WALKS

3, 2x-last 4/10/18 at STL

HR ALLOWED

2, 6/17/17 vs. SD

RUNS ALLOWED

6, 2x-last 5/25/18 vs. HOU

HITS ALLOWED

6, 4/16/18 vs. CIN

WIN STREAK

3G, 2x-last 8/9/19 - 8/30/19

LOSS STREAK

3G, 7/18/17 - 9/21/17



CAREER PITCHING

YEAR	CLUB	W	L	ERA	G	GS	CG	SHO	SV	IP	H	R	ER	HR	HB	BB-I	SO	WP	BK
2008	Bluefield	1	0	0.77	7	0	0	0	0	11.2	7	2	1	1	0	2-0	11	0	0
	Aberdeen	0	0	0.87	5	0	0	0	1	10.1	9	3	1	0	1	1-0	13	2	0
2009	Delmarva	8	9	4.34	25	24	0	0	0	130.2	138	72	63	6	4	42-1	104	9	1
2010	Frederick	6	6	4.36	24	21	0	0	0	128.0	135	70	62	19	6	37-0	100	5	0
2011	Frederick	8	3	2.14	14	13	2	1	0	96.2	78	27	23	1	4	18-1	80	6	0
	Bowie	3	5	5.20	12	12	2	0	0	64.0	77	39	37	8	4	24-0	47	3	0
	Norfolk	0	0	0.00	1	0	0	0	0	2.0	1	0	0	0	0	1-0	2	0	0
2012	Bowie	1	1	1.50	3	3	0	0	0	18.0	8	4	3	1	1	4-0	15	0	0
2013	Bowie	3	0	1.74	19	0	0	0	8	31.0	19	8	6	1	1	13-0	38	1	0
2014	Bowie	2	4	3.08	50	0	0	0	31	52.2	41	19	18	2	0	17-0	71	4	0
2015	Norfolk	1	2	0.82	42	0	0	0	23	44.0	23	4	4	1	0	16-0	66	2	0
	Baltimore	0	0	2.87	13	0	0	0	0	15.2	16	7	5	1	0	9-0	17	3	0
2016	Norfolk	1	4	2.72	47	1	0	0	10	56.1	44	20	17	5	1	25-0	79	2	0
	Baltimore	1	0	4.00	14	0	0	0	0	18.0	11	11	8	2	0	7-0	21	1	0
2017	Baltimore	0	0	8.10	3	0	0	0	0	3.1	6	3	3	0	0	3-0	3	1	0
	Milwaukee	3	5	4.44	61	0	0	0	1	52.2	57	28	26	6	0	22-2	59	2	1
2018	Milwaukee	1	0	6.39	11	0	0	0	0	12.2	14	9	9	0	0	8-1	15	2	0
	Cleveland	0	0	12.44	4	0	0	0	0	4.1	7	6	6	0	1	1-0	4	0	0
	Los Angeles-AL	0	1	5.19	8	0	0	0	0	8.2	15	5	5	2	0	1-0	8	0	0
	Salt Lake	0	0	1.17	6	0	0	0	0	7.2	3	1	1	0	1	1-0	8	1	0
	Toronto	0	0	16.20	2	0	0	0	0	1.2	4	3	3	0	0	0-0	2	1	0
	Minnesota	0	0	2.21	19	0	0	0	0	20.1	12	6	5	2	0	7-0	22	2	0
2019	Durham	1	2	4.94	19	2	0	0	6	23.2	20	13	13	2	1	7-0	40	0	0
	Tampa Bay	5	2	3.21	50	0	0	0	2	56.0	36	20	20	9	1	19-1	70	1	0
Minor League Totals		35	36	3.31	274	76	4	1	79	676.2	603	282	249	47	24	208-2	674	35	1
Major League Totals		10	8	4.19	185	0	0	0	3	193.1	178	98	90	22	2	77-4	221	13	1

1: Selected by the Baltimore Orioles in the 43rd round of the 2008 June Draft...signed by Dean Albany. 2: Acquired by the Milwaukee Brewers from Baltimore in exchange for cash considerations, April 13, 2017. 3: Acquired by the Cleveland Indians from Milwaukee in exchange for cash considerations, May 5, 2018. 4: Claimed by the Los Angeles Angels off waivers from Cleveland, May 31, 2018. 5: Claimed by the Toronto Blue Jays off waivers from Los Angeles, July 26, 2018. 6: Claimed by the Minnesota Twins off waivers from Toronto, August 3, 2018. 7: Claimed by the Tampa Bay Rays off waivers from Minnesota, November 1, 2018. 8: Claimed by the Toronto Blue Jays off waivers from Tampa Bay, November 26, 2018. 9: Acquired by the Tampa Bay Rays from Toronto in exchange for cash considerations, January 4, 2019.

CAREER FIELDING

YEAR	POSITION	PCT	G	PO	A	E	TC	DP
2015	Pitcher	1.000	13	1	3	0	4	0
2016	Pitcher	1.000	14	2	3	0	5	0
2017	Pitcher	1.000	64	10	5	0	15	0
2018	Pitcher	1.000	44	6	5	0	11	0
2019	Pitcher	1.000	50	6	2	0	8	0
Totals		1.000	185	25	18	0	43	0

POSTSEASON PITCHING

YEAR	SERIES	CLUB	W	L	ERA	G	GS	CG	SHO	SV	IP	H	R	ER	HR	HB	BB-I	SO	WP	BK
2019	ALDS	TB vs. HOU	0	0	6.00	2	0	0	0	0	3.0	3	2	2	0	0	1-0	4	0	0

CAREER BATTING

YEAR	CLUB	AVG	AB	R	H	2B	3B	HR	RBI	SH	SF	HB	BB-I	SO	SB	CS	GDP	OBP	SLG
2016	Baltimore	.000	1	0	0	0	0	0	0	0	0	0	0-0	1	0	0	0	.000	.000
2019	Tampa Bay	1.000	1	0	1	0	0	0	1	0	0	0	0-0	0	0	0	0	1.000	1.000
Major League Totals		.500	2	0	1	0	0	0	1	0	0	0	0-0	1	0	0	0	.500	.500

LEFT-RIGHT BREAKDOWN

	2019				CAREER			
	AVG	AB	H	HR	AVG	AB	H	HR
vs. Left	.147	102	15	1	.230	387	89	7
vs. Right	.216	97	21	8	.253	352	89	15



29

RIGHT-HANDED PITCHER

PETE FAIRBANKS

Peter Anderson Fairbanks



BATS **RIGHT**

THROWS **RIGHT**

HEIGHT **6'6"**

WEIGHT **225**

OPENING DAY AGE **26**

MAJOR LEAGUE SERVICE **57 days**

BORN **12/16/93 in Milwaukee, WI**

RESIDES **St. Louis, MO**

CONTRACT STATUS **Signed through 2020**

SIGNING SCOUT **Dustin Smith (Rangers)**

ACQUIRED **From the Texas Rangers in exchange for INF Nick Solak, 7/13/19**

X-RAY REPORT

- ◆ Pete studied mechanical engineering at Mizzou and scored 34 out of a possible 36 points on his ACT...had baseball not worked out, he had hoped to work for Boeing designing military aircraft.
- ◆ He and his wife, Lydia, had their first child, Isak, on Dec 23...the two met in an acting class at Mizzou while student-athletes there...Lydia played volleyball for the Tigers.
- ◆ Pete gets his competitiveness from his mom...when she was younger, she received a technical foul for throwing a basketball at an opposing player...she claims it was meant to be handed back to the official, but Pete knows better.
- ◆ His father, Shane, played baseball at Mizzou and then for one season in the minor leagues in 1983...both of his grandparents on his mom's side attended Mizzou and his two uncles and maternal grandfather all played football there.
- ◆ He played the bass trombone for seven years.

2019 SEASON

- ◆ Totaled two stints with the Rays and three stints in the majors...began the season in Class-A and reached the majors two months later.
- ◆ Acquired from the Rangers on July 13 and went 2-1 with a 5.11 ERA (12.1-IP, 7-ER) in 13 apps with the Rays after going 0-2 with a 9.31 ERA (9.2-IP, 10-ER) with Texas.
- ◆ Was on the Rays roster from Aug 16-17 and Sep 1 through season's end...his first 8 apps came with the Rangers from June 8-July 2.
- ◆ His average fastball velocity, according to FanGraphs, was 97.4 mph...his hardest-thrown pitch, according to StatCast, was 99.8 mph.
- ◆ Made his major league debut at Globe Life Park on June 9 vs. OAK, striking out the side in a per-

fect 5th inning and pitching around an error to face the minimum in the 6th inning.

- ◆ On Aug 16 vs. DET, made his Rays debut and yielded a run in the 8th inning, allowing a lead-off double and a 1-out RBI double.
- ◆ On Sep 10 at TEX, recorded his first career save, pitching the 11th inning against his former team.
- ◆ Began the season with Class-A Down East...his season debut marked his first professional outing since July 21, 2017...earned promotions to Double-A Frisco on May 9 and to Triple-A Nashville on May 29.
- ◆ Went 3-2 with a 4.53 ERA (43.2-IP, 22-ER) and 70 SO in 40 apps in the minors, including 1-2 with a 5.09 ERA (17.2-IP, 10-ER) with Durham.
- ◆ Ranked by *Baseball America* as the No. 22 prospect in the Rays system following the season.

CAREER HIGHLIGHTS

- ◆ Missed the entire **2018** season recovering from a second Tommy John surgery... returned to pitch in the fall instructional league.
- ◆ In **2017**, was sidelined from June 15-24 and July 22 through season's end with a UCL strain... underwent Tommy John surgery on Aug 14.
- ◆ Began the **2016** season in the starting rotation for Class-A Hickory before a July 17-Aug 4 stint on the injured list for a right forearm strain... pitched out of the bullpen after his return.
- ◆ Went 4-3 with a 5.27 ERA (85.1-IP, 50-ER) in 16 starts and 0-2 with a 2.70 ERA (16.2-IP, 5-ER) in 8 apps out of the bullpen.
- ◆ Ranked 6th among Rangers minor leaguers with 101.1 IP and 10th with 80 SO.
- ◆ In **2015**, began his professional career with Short-A Spokane...went 1-0 with a 2.21 ERA (40.2-IP, 10-ER) in his final 8 apps, all starts.



AMATEUR CAREER

- Selected by the Rangers in the ninth round of the 2015 June Draft out of the University of Missouri, where he pitched three seasons...went 4-5 with a 3.40 ERA (76.2-IP, 29-ER) as a junior.
- Required Tommy John surgery during his junior year at Webster Groves (Mo.) High School.

- Named first team All-Conference as an infielder as a high school senior, batting .393 with 6 HR and 21 RBI...was a second team All-Conference pitcher in 2009-10 and also earned the honor as an outfielder in those same seasons.

CAREER PITCHING

YEAR	CLUB	W	L	ERA	G	GS	CG	SHO	SV	IP	H	R	ER	HR	HB	BB-I	SO	WP	BK
2015	Spokane	1	2	3.14	13	11	0	0	0	57.1	52	23	20	3	6	22-0	47	10	1
2016	Hickory	4	5	4.88	24	16	0	0	2	101.1	112	61	55	9	10	31-0	80	10	3
2017	Down East	2	1	5.79	9	1	0	0	0	18.2	22	14	12	1	0	13-0	10	2	0
2018		Injured-Did Not Pitch																	
2019	Down East	1	0	2.92	11	0	0	0	2	12.1	10	4	4	0	0	4-0	15	0	0
	Frisco	1	0	0.00	6	0	0	0	0	7.1	2	0	0	0	0	0-0	14	0	0
	Nashville	0	0	11.37	7	0	0	0	0	6.1	10	8	8	1	0	2-0	11	1	0
	Texas	0	2	9.35	8	0	0	0	0	8.2	8	10	9	4	0	7-0	15	1	0
	Durham	1	2	5.09	16	1	0	0	0	17.2	15	11	10	3	0	6-0	30	2	0
	Tampa Bay	2	1	5.11	13	0	0	0	2	12.1	17	10	7	1	0	3-0	13	1	0
Minor League Totals		10	10	4.44	86	29	0	0	4	221.0	223	121	109	17	16	78-0	207	25	4
Major League Totals		2	3	6.86	21	0	0	0	2	21.0	25	20	16	5	0	10-0	28	2	0

1: Selected by the Texas Rangers in the ninth round of the 2015 June Draft...signed by Dustin Smith. 2: Acquired by the Tampa Bay Rays from Texas in exchange for INF Nick Solak, July 13, 2019.

CAREER FIELDING

YEAR	POSITION	PCT	G	PO	A	E	TC	DP
2019	Pitcher	.667	21	2	0	1	3	0

LEFT-RIGHT BREAKDOWN

	2019				CAREER			
	AVG	AB	H	HR	AVG	AB	H	HR
vs. Left	.182	44	8	0	.182	44	8	0
vs. Right	.378	45	17	5	.378	45	17	5

DID YOU KNOW?

INSTANT REPLAY

The first six years (2014-19) of expanded instant replay have allowed MLB to get more calls correct, especially in key, game-changing situations. The overall timing of instant replay in 2019 was the fastest in the system's history: 1:46 in 2014, 1:51 in 2015, 1:36 in 2016, 1:28 in 2017, 1:23 in 2018 and 1:16 in 2019.

Of 1,356 reviews in the 2019 regular season leaguewide, there were 277 "confirmed" (20.4 pct.), 463 "stands" (34.1 pct.) and 597 "over-turned" (44.0 pct.).



19

INFIELDER

LUCIUS FOX

Lucius Kadeem Fox



BATS **SWITCH**

THROWS **RIGHT**

HEIGHT **6'1"**

WEIGHT **185**

OPENING DAY AGE **22**

MAJOR LEAGUE SERVICE **None**

BORN **7/2/97** in Nassau, Bahamas

RESIDES **Nassau, Bahamas**

CONTRACT STATUS **Signed through 2020**

ACQUIRED **From the San Francisco Giants along with INF Matt Duffy and RH Michael Santos in exchange for LH Matt Moore, 8/1/16**

X-RAY REPORT

- ◆ Lucius roomed with brothers Nate and Josh Lowe while the three were teammates with Class-A Charlotte in 2018...the Lowes' grandfather, Edward, called Lucius his adopted grandson and treated him as a de facto third brother.
- ◆ Lucius and his friend, Todd Isaacs Jr., founded the Don't Blink apparel brand...the brand defines its themes as: "the exploitation of simple mistakes which lead to major life accomplishments; displaying a competitive nature that mirrors perfection by displaying physical, emotional and psychological dominance in all walks of life; an attitude structured on the core values of grit, integrity, accountability and dedication."
- ◆ The two also organized the Don't Blink Home Run Derby in Paradise held in the Bahamas during each of the last two offseasons...the event includes a youth camp...the derby itself is held on a raised platform on the beach with hitters mashing home runs into the Caribbean...the idea came as a result of not having a field available with the right dimensions...Josh and Nate Lowe have both made appearances.
- ◆ Lucius is passionate about the continued growth of baseball in the Bahamas, which has produced only six major leaguers...the most popular regional sport is cricket...his signing bonus of \$6 million was the highest in baseball history by a non-Cuban international amateur player.
- ◆ Fox first learned of baseball in P.E. class in school...the teacher was a big baseball fan and wanted to assemble a team..."And I just went out one day and I remember the first position I went to was third base and after that I fell in love with the game...and that was it. Once I stepped foot on the field, it's like it was always meant to be."

2019 SEASON

- ◆ Split the season between Double-A Montgomery and Triple-A Durham, batting .221/.331/.327 (90-for-407) with 16 2B, 9 3B, 3 HR, 34 RBI and 39 SB in 119 games...his .221 avg. was his lowest since his first professional season in 2016 (.207).
- ◆ His 39 SB ranked 2nd among Rays minor leaguers behind Vidal Bruján (48)...tied for 2nd in triples and tied for 8th with 59 BB.
- ◆ Led the Southern League with 37 SB and ranked 10th with 60 runs...named to the SL postseason All-Star Team as the league's "Best Hustler."
- ◆ Ranked by *Baseball America* as the No. 23 prospect in the Rays system following the season.

CAREER HIGHLIGHTS

- ◆ In **2018**, hit .268/.351/.341 (122-for-455) with 3 HR, 39 RBI and 29 SB in 116 games between Charlotte and Montgomery...ranked 4th among Rays minor leaguers in stolen bases.
- ◆ Named to the Florida State League midseason All-Star Team...his 23 SB tied for 6th in the FSL...was 5th with a .371 OBP and 8th with a .282 avg.
- ◆ Hit .326/.437/.384 (28-for-86) with 1 HR, 11 RBI and 7 SB in 21 games for the Peoria Javelinas in the Arizona Fall League.
- ◆ Named to the AFL All-Prospect Team and the AFL Rising Stars Game.
- ◆ Ranked by ESPN's Keith Law as the No. 100 overall prospect in the minors following the season...ranked by *Baseball America* as the No. 23 prospect in the Rays system...the publication also tabbed him as the Best Defensive Infielder in the organization.
- ◆ In **2017**, named Minor League Baserunner of the Year by the Rays Baseball Operations depart-



ment...hit .266/.350/.341 (111-for-417) with 3 HR, 39 RBI and an organization-leading 30 SB between Class-A Bowling Green and Charlotte.

- ◆ Played for the World team in the Futures Game in July at Marlins Park.
- ◆ Ranked by *Baseball America* as the No. 7 prospect in the Rays system following the season...the publication also tabbed him as the Fastest Baserunner in the organization and Best Baserunner in the MWL in its Best Tools survey.
- ◆ In **2016**, played for Class-A Augusta in his first professional season...ranked 3rd among Giants minor leaguers with 25 SB...acquired by the Rays in the Matt Moore trade on Aug 1.
- ◆ Did not play in the Rays organization following the trade due to a bruised foot.

- ◆ Ranked by *Baseball America* as the No. 16 prospect in the Rays system following the season.
- ◆ In **2015**, ranked by *Baseball America* as the No. 4 prospect in the Giants system despite not yet making his professional debut.

AMATEUR CAREER

- ◆ Played high school baseball in Florida and moved back to the Bahamas before signing with the Giants as an international free agent.
- ◆ Ranked by MLB.com as the No. 3 prospect in the 2015 international class.
- ◆ Went to American Heritage-Delray Beach High School before returning to the island nation.

CAREER BATTING

YEAR	CLUB	AVG	G	AB	R	H	2B	3B	HR	RBI	SH	SF	HB	BB-I	SO	SB	CS	GDP	OBP	SLG
2016	Augusta	.207	75	285	46	59	6	4	2	16	3	2	4	37-0	76	25	7	0	.305	.277
2017	Bowling Green	.278	77	302	45	84	13	3	2	27	2	1	7	33-0	80	27	10	9	.362	.361
	Charlotte	.235	30	115	19	27	3	0	1	12	0	1	3	12-0	33	3	3	1	.321	.287
2018	Charlotte	.282	89	351	54	99	17	1	2	30	2	1	8	42-1	79	23	7	5	.371	.353
	Montgomery	.221	27	104	14	23	3	1	1	9	4	2	2	8-0	20	6	2	4	.284	.298
2019	Montgomery	.230	104	365	60	84	16	8	3	33	1	3	9	53-0	89	37	11	5	.340	.342
	Durham	.143	15	42	6	6	0	1	0	1	1	0	0	6-0	15	2	0	1	.250	.190
Minor League Totals		.244	417	1564	244	382	58	18	11	128	13	10	33	191-1	392	123	40	25	.337	.325

1: Signed by the San Francisco Giants as a free agent, July 2, 2015. 2: Acquired by the Tampa Bay Rays along with INF Matt Duffy and RH Michael Santos from San Francisco in exchange for LH Matt Moore, August 1, 2016.



KEVIN SABITUS / TAMPA BAY RAYS



20

RIGHT-HANDED PITCHER

TYLER GLASNOW

Tyler Allen Glasnow (GLASS-now)



BATS **LEFT**

THROWS **RIGHT**

HEIGHT **6'8"**

WEIGHT **225**

OPENING DAY AGE **26**

MAJOR LEAGUE SERVICE **2 years, 158 days**

BORN **8/23/93 in Newhall, CA**

RESIDES **Newhall, CA**

CONTRACT STATUS **Signed through 2020**

SIGNING SCOUT **Rick Allen (Pirates)**

ACQUIRED **From the Pittsburgh Pirates along with OF Austin Meadows and a player to be named (RH Shane Baz) in exchange for RH Chris Archer, 7/31/18**

X-RAY REPORT

- Tyler is 6'8" and wears a size 16 shoe...his Players' Weekend nicknames have stayed true to that theme, opting for "Mini Horse" in 2018 and "Baby Giraffe" in 2019...he grew 11 inches between his freshman and senior years in high school and separated a growth plate in his right shoulder in the process...he was not in his high school rotation until midway through his junior season.
- Tyler won a silver medal in the high jump at the USATF Junior Olympics held in Miami in 2003...he and the winner recorded the same jump height (1.4m) but his opponent received the tiebreaker...his brother, Ted, also competed and took bronze in his age group...Tyler is still able to execute a standing backflip.
- He is a huge fan of gangster rap/trap music...he has "No Juice" tattooed on the inside of his lip—a nod to rapper Boosie that he got as an inside joke with former Pirates roommate Rodarrick Jones.
- Tyler was the best man in Ted's wedding this off-season...his toast was well-received...Tyler had a fear of public speaking growing up.
- As a young teen, Tyler once threw water balloons at cars from the top of a Subway restaurant...he was disappointed to learn one of the balloons burst on the local police chief's wife's windshield.
- Tyler keeps a WiFi-powered toaster oven in his locker and uses it to cook small meals.
- Everything Tyler owns essentially fits in one suitcase...he doesn't like to stay in the same place for long and enjoys staying on the move.
- He was voted "funniest" by his classmates in his senior class superlatives.
- He spent four years in the Scouts.

- His mother, Donna, was a gymnast at Cal State Fullerton, then coached Cal State Northridge to a Division II national championship in 1982.
- Graduated from William S. Hart (Calif.) High School, which also produced former Rays pitcher James Shields, though Tyler has never met him... Trevor Bauer, Mike Montgomery, Pat Valaika and Bob Walk also graduated from there.

Nobody has better stuff.

BUSTER OLNEY
| ESPN.com |

2019 SEASON

- Was one of the best pitchers in the majors before suffering a right forearm strain in mid-May...at the time of his stint on the injured list, ranked among AL leaders (min. 40 IP) in ERA (1.86, 1st), WHIP (0.91, 2nd), BB/9 IP ratio (1.68, 3rd), SO/BB ratio (6.11, 3rd) and HR/9 IP ratio (0.56, 7th).
- Reinstated from the 60-day IL on Sep 8, with a 1.46 ERA (12.1-IP, 2-ER) in 4 starts after that.
- The Rays went 10-2 in games he started.
- His avg. fastball velocity was 97.0 mph, according to FanGraphs...his max velocity, according to StatCast, was 100.4 mph in his season debut.
- Recorded his fifth win in his sixth start, passing his wins total (4) from 67 apps (28 starts) over his first three major league seasons combined.
- Went 6-0 with a 1.47 ERA (43-IP, 7-ER) and 46 SO through his first 7 starts...according to Stats LLC, was the second AL pitcher since ERA became an official stat in 1913 to go 6-0 (or better) with a sub-1.50 ERA and 45 SO (or more) over his first 7 starts, joining BOS Roger Clemens in 1991.



- ♦ His 6-game winning streak tied four others for the 2nd-longest in club history to start the season, behind Matt Moore (8-0) in 2013.
- ♦ Yielded 2 runs (or fewer) in his first 7 starts and became the first pitcher in club history to start the season with seven consecutive starts of 5 IP (or more) and 2 runs (or fewer)...the previous record was held by Matt Moore (5) in 2013.
- ♦ Named AL Pitcher of the Month for April, though the winners were based on stats covering both March and April...it marked the third straight month a Rays pitcher won it, following Blake Snell in August-September 2018, during his Cy Young Award-winning campaign...the Rays became the first team to claim three in a row since MIN Johan Santana won it in July, August and September 2004...joined Matt Moore in 2013 as the only pitchers in franchise history with 5 wins before the end of April...yielded 1 run in 5 IP in his only start in March, and went 4-0 with a 1.74 ERA (31-IP, 6-ER) in 5 starts in April...min. 25 IP, it was the 3rd-lowest April ERA in club history behind Chris Archer (0.84) in 2015 and Moore (1.13) in 2013.
- ♦ On April 10 at CWS, recorded a career-high 11 SO and became the third pitcher since Baseball Reference weather data is complete (2000) to make a scoreless start with 11 SO (or more) in a first-pitch temperature of 38° or colder.
- ♦ On May 3 at BAL, went 7 IP to match a career high and made the longest scoreless start of his career...retired his first 11 BF before a Dwight Smith Jr. 2-out single in the 4th inning...faced two batters over the minimum in 7 IP.
- ♦ On May 10 vs. NYY, was replaced after 5.1 IP with right forearm tightness.
- ♦ Pitched for Triple-A Durham on a rehab assignment, combining for 2.1 scoreless over 2 starts.
- ♦ Took the loss in all 5 starts during Grapefruit League action...his 5 losses were the most for any pitcher in either spring training league.
- ♦ Underwent a median nerve decompression procedure in his right wrist on Nov 21.
- ♦ **POSTSEASON:** Took the loss in both starts...in his postseason debut in Game 1 of the ALDS at HOU, his only runs allowed in 4.1 IP came on a 2-run homer by José Altuve, his last batter faced, to break a scoreless tie...in the decisive Game 5 at HOU, yielded 4 runs on 5 hits in the 1st inning.
- ♦ Owns a .197 opp avg. since joining the Rays, after a .273 opp avg. with the Pirates.
- ♦ Split the **2018** season in the majors between the Pirates and Rays organizations...acquired by the Rays at the trade deadline in the Chris Archer trade...made 34 relief apps with the Pirates and 11 starts after joining the Rays.
- ♦ At the time of the trade, his 72 SO ranked 3rd among NL relievers behind MIL Josh Hader (99) and COL Adam Ottavino (77), and his 19 relief apps of at least 2 IP were most in the majors.
- ♦ After making his Rays debut on Aug 1, his .208 opp avg. ranked 6th in the AL (min. 50 IP).
- ♦ Received 15 runs of support in his 11 starts, including 2 runs or fewer in 9 starts...min. 50 IP, his 2.43 R/9 IP of support was 2nd-lowest in the AL from Aug 1 through the end of the season.
- ♦ Excluding openers, was the first pitcher in franchise history to begin his Rays career with four consecutive starts of 3 hits or fewer.
- ♦ On Aug 1 vs. LAA, made his Rays debut and his only run allowed was a 1st-inning solo homer into the Rays Touch Tank to Kole Calhoun, his second batter faced...went 3 IP in a no-decision.
- ♦ On Aug 7 vs. BAL, recorded a then-career-high 9 SO, becoming the second Rays pitcher with 9 SO (or more) in an outing of 4 IP or fewer, following Scott Kazmir on May 17, 2007 vs. TEX.
- ♦ On Aug 31 at CLE, his only run allowed in 7 IP was a solo homer by Edwin Encarnación in the 7th inning...faced the minimum through 4 IP and did not allow a hit until a 2-out, 5th-inning single...became the fifth Rays pitcher to lose a start of 7 IP (or more) and 2 hits or fewer, first since Jake Odorizzi on May 29, 2016 vs. NYY.
- ♦ On Sep 5 at TOR, lasted 0.2 IP, the shortest start of his career...excluding openers and injury-shortened starts, it was the shortest by a Ray since J.P. Howell on July 5, 2007 at BOS (0.2 IP).
- ♦ On Sep 17 at TEX, recorded his first win with the Rays...went 6 IP and did not allow a hit until Isiah Kiner-Falefa singled with 2 outs in the 5th inning...both hits allowed were infield singles.
- ♦ Began the **2017** season in the majors, his first career Opening Day roster...was with the Pirates for two stints, spending three months with Triple-A Indianapolis in between.
- ♦ On May 2 at CIN, all 3 runs allowed came within his first 3 BF, going 6 IP for his first career win...hit a 2-run single in the 4th inning and worked a bases-loaded walk in the 7th.
- ♦ Optioned to Indianapolis on June 10 and remained there through the series loss to

CAREER HIGHLIGHTS

- ♦ Since his Rays debut on Aug 1, 2018, has yielded only 33 BB in 116.1 IP (2.55 BB/9 IP), compared to 91 BB in 141.1 IP (5.79 BB/9 IP) with the Pirates.



Durham in the International League postseason...from June 15—the date of his first start with Indianapolis—through the end of the season, led all of minor league baseball with 140 SO.

- ◆ Ranked 3rd in the IL in strikeouts, behind Brent Honeywell Jr. (159) and Ryan Yarbrough (152)...his 140 SO were the most by an Indianapolis pitcher since Mark Gardner (175) in 1989.
- ◆ Split the **2016** season between Indianapolis and the Pirates, his first career major league action...also made 2 starts on a rehab assignment with Double-A Altoona...named MLB Pipeline's Minor League Pitcher of the Year, recording a 1.93 ERA and 144 SO in 22 starts...led Pirates minor leaguers in ERA and strikeouts.
- ◆ Led the IL with 113 SO and ranked 3rd with a 1.78 ERA at the time of his first recall.
- ◆ Made his major league debut in a spot start on July 7 at STL, losing a 5-1 decision opposite Adam Wainwright...his line: L, 5.1 IP, 3 H, 4 R/ER, 2 BB, 5 SO, 1 HR...singled off Wainwright in his second at-bat for his first career hit.
- ◆ Recalled a second time to start on July 23 vs. PHI...left in the 4th inning with right shoulder discomfort...placed on the 15-day IL the next day and was optioned following his Aug 28 reinstatement...recalled a third time on Sep 6 and made 5 apps (2 starts) to finish the season.
- ◆ Named an IL midseason All-Star and an Organizational All-Star by MLB.com for a fourth consecutive year.
- ◆ Ranked by *Baseball America* as the No. 23 overall prospect in the minors following the season...was the No. 3 prospect in the Pirates system.
- ◆ In **2015**, led Pirates minor leaguers with 136 SO despite missing a month with a sprained ankle sustained while sliding into second base.
- ◆ Placed on the injured list after 6 starts with Altoona...made a rehab start in the inaugural game for Short-A West Virginia.
- ◆ Promoted to Indianapolis on Aug 1...allowed 1 ER or fewer in seven of his 8 starts there...also made 2 starts in the IL postseason.
- ◆ Ranked by *Baseball America* as the No. 14 overall prospect in the minors following the season...was the No. 1 prospect in the Pirates system.
- ◆ In **2014**, named MLB Pipeline's Minor League Pitcher of the Year and the Pirates Minor League Pitcher of the Year for a second consecutive year...led all of minor league baseball with a .174 opp avg., ranked 3rd with a 1.74 ERA and tied for 8th with 157 SO.

- ◆ Spent the entire season with Class-A Bradenton...named the Florida State League Pitcher of the Year and a postseason All-Star...led the FSL in ERA, ranked 2nd in strikeouts and tied for 3rd with 12 wins.
- ◆ Made his season debut on April 25 and from that point forward led the minors in strikeouts.
- ◆ His scoreless streak of 26.2 IP from May 22–June 24 established a Marauders record.
- ◆ Made 7 starts for the Scottsdale Scorpions in the Arizona Fall League.
- ◆ Ranked by *Baseball America* as the No. 16 overall prospect in the minors following the season...was the No. 1 prospect in the Pirates system and No. 1 prospect in the FSL...the publication also tabbed him as having the Best Fastball in the organization for a second consecutive year.
- ◆ Spent the **2013** season with Class-A West Virginia...named the South Atlantic League Pitcher of the Year and the Pirates Minor League Pitcher of the Year...his 164 SO led the league and were the most by a Pirates minor leaguer since Tom Gorzelanny (167) in 2004.
- ◆ Named to the South Atlantic League midseason and postseason All-Star teams.
- ◆ Ranked by *Baseball America* as the No. 46 overall prospect in the minors following the season...was the No. 3 prospect in the Pirates system.

AMATEUR CAREER

- ◆ Named Conference Pitcher of the Year as a senior at William S. Hart (Calif.) High School, going 8-2 with a 1.25 ERA (67-IP, 12-ER) and 99 SO...committed to the University of Portland before signing with the Pirates.

CAREER HIGHS

LONGEST OUTING	RUNS ALLOWED
7.0, 4x-last 5/3/19 at BAL	7, 3x-last 9/5/18 at TOR
LONGEST RELIEF OUTING	HITS ALLOWED
3.2, 2x-last 4/19/18 at PHI	10, 6/9/17 vs. MIA
STRIKEOUTS	WIN STREAK
11, 4/10/19 at CWS	6G, 3/30/19 - 5/3/19
WALKS	LOSS STREAK
6, 9/13/17 at MIL	5G, 2x-last 6/22/18 - 9/11/18
HR ALLOWED	
3, 6/3/17 at NYM	



CAREER PITCHING

YEAR	CLUB	W	L	ERA	G	GS	CG	SHO	SV	IP	H	R	ER	HR	HB	BB-I	SO	WP	BK
2012	GCL Pirates	0	3	2.10	11	10	0	0	0	34.1	19	15	8	3	2	16-0	40	4	0
	State College	0	0	0.00	1	1	0	0	0	4.0	4	2	0	0	0	1-0	4	1	0
2013	West Virginia	9	3	2.18	24	24	0	0	0	111.1	54	35	27	9	9	61-0	164	11	1
2014	Bradenton	12	5	1.74	23	23	0	0	0	124.1	74	29	24	3	3	57-0	157	5	2
2015	Altoona	5	3	2.43	12	12	0	0	0	63.0	41	22	17	2	0	19-0	82	4	0
	West Virginia	0	1	3.38	2	2	0	0	0	5.1	3	4	2	0	1	2-0	6	0	0
	Indianapolis	2	1	2.20	8	8	0	0	0	41.0	33	16	10	1	1	22-0	48	2	0
2016	Indianapolis	8	3	1.87	20	20	0	0	0	110.2	65	23	23	4	0	62-0	133	6	0
	Pittsburgh	0	2	4.24	7	4	0	0	0	23.1	22	13	11	2	3	13-0	24	2	1
	Altoona	0	0	3.00	2	2	0	0	0	6.0	4	2	2	1	0	6-0	11	0	0
2017	Pittsburgh	2	7	7.69	15	13	0	0	0	62.0	81	61	53	13	2	44-2	56	3	0
	Indianapolis	9	2	1.93	15	15	0	0	0	93.1	57	21	20	6	1	32-0	140	9	0
2018	Pittsburgh	1	2	4.34	34	0	0	0	0	56.0	47	28	27	5	1	34-2	72	1	1
	Tampa Bay	7	6	2.94	23	23	0	0	0	55.2	42	27	26	10	3	19-1	64	5	1
2019	Tampa Bay	6	1	1.78	12	12	0	0	0	60.2	40	13	12	4	0	14-0	76	2	0
	Durham	0	0	0.00	2	2	0	0	0	2.1	2	0	0	0	0	3-0	3	0	0
Minor League Totals		45	21	2.01	120	119	0	0	0	595.2	356	169	133	29	17	281-0	788	42	3
Rays Totals		7	6	2.94	23	23	0	0	0	116.1	82	40	38	14	3	33-1	140	7	1
Major League Totals		10	17	4.51	79	40	0	0	0	257.2	232	142	129	34	9	124-5	292	19	3

1: Selected by the Pittsburgh Pirates in the 5th round of the 2011 June Draft...signed by Rick Allen. 2: Acquired by the Tampa Bay Rays from Pittsburgh along with OF Austin Meadows and a player to be named (RH Shane Baz) in exchange for RH Chris Archer, July 31, 2018.

CAREER FIELDING

YEAR	POSITION	PCT	G	PO	A	E	TC	DP
2016	Pitcher	.667	7	0	2	1	3	1
2017	Pitcher	.917	15	4	7	1	12	0
2018	Pitcher	.955	45	10	11	1	22	1
2019	Pitcher	1.000	12	1	5	0	6	0
Totals		.930	79	15	25	3	43	2

POSTSEASON PITCHING

YEAR	SERIES	CLUB	W	L	ERA	G	GS	CG	SHO	SV	IP	H	R	ER	HR	HB	BB-I	SO	WP	BK
2019	ALDS	TB vs. HOU	0	2	7.71	2	2	0	0	0	7.0	9	6	6	1	0	3-0	8	0	0

CAREER BATTING

YEAR	CLUB	AVG	AB	R	H	2B	3B	HR	RBI	SH	SF	HB	BB-I	SO	SB	CS	GDP	OBP	SLG
2016	Pittsburgh	.143	7	0	1	0	0	0	0	0	0	0	0-0	4	0	0	0	.143	.143
2017	Pittsburgh	.294	17	1	5	0	0	0	3	1	0	1	4-0	7	0	0	0	.455	.294
2018	Pittsburgh	.000	3	0	0	0	0	0	0	0	0	0	0-0	3	0	0	0	.000	.000
2019	Tampa Bay	.000	2	0	0	0	0	0	0	0	0	0	0-0	1	0	0	0	.000	.000
Major League Totals		.207	29	1	6	0	0	0	3	1	0	1	4-0	15	0	0	0	.324	.207

LEFT-RIGHT BREAKDOWN

	2019				CAREER			
	AVG	AB	H	HR	AVG	AB	H	HR
vs. Left	.155	97	15	1	.240	475	114	14
vs. Right	.212	118	25	3	.240	492	118	20



55

CATCHER

RONALDO HERNÁNDEZ

Ronaldo José Hernández Martínez



BATS **RIGHT**

THROWS **RIGHT**

HEIGHT **6'1"**

WEIGHT **230**

OPENING DAY AGE **22**

MAJOR LEAGUE SERVICE **None**

BORN **11/11/97** in **Arjona, COL**

RESIDES **Malagana, COL**

CONTRACT STATUS **Signed through 2020**

SIGNING SCOUT **Ángel Contreras (Rays)**

ACQUIRED **Signed as a free agent, 8/9/14**

X-RAY REPORT

- As part of Ronaldo's English studies, Rays Florida education coordinator Lenore Sutton uploaded six sets of 20 baseball terms related to catching to a flash card app for him to study...Ronaldo learned the 120 terms and phrases in just a month's time...he learned the vocabulary for pitchers quickly as well, in order to better communicate during mound visits...he loves learning English using the app and has nearly memorized its 1,000 general baseball terms and phrases.
- Ronaldo joined Stone Crabs teammate Wander Franco in representing the Rays at the 2019 All-Star Futures Game in Cleveland.
- He enjoys playing soccer in his free time.
- Ronaldo and his wife, Xilena, were married on Dec 28 back home in Colombia.

2019 SEASON

- Spent the entire season with Class-A Charlotte, earning Florida State League postseason All-Star honors...ranked 9th in the FSL with 60 RBI.
- Played for the AL team in the Futures Game in July at Progressive Field, going 0-for-2.
- Named FSL Player of the Week for June 10-16, batting .571 (8-for-14) with 4 2B and 4 HR.
- Played for the Salt River Rafters in the Arizona Fall League, batting .359/.381/.513 (14-for-39) with 1 HR and 5 RBI in 11 games...named to the AFL Rising Stars Game.
- Ranked by *Baseball America* as the No. 9 prospect in the Rays system following the season.

CAREER HIGHLIGHTS

- Over five seasons in the minors, has thrown out 46.2 pct. (120 of 260) of attempted base stealers.

- In **2018**, named Most Valuable Player for Class-A Bowling Green by the Rays Baseball Operations department...ranked 2nd in the Midwest League with 21 HR and 3rd with 79 RBI and a .494 SLG.
- His 21 HR ranked 2nd in the minors among catchers behind SD Austin Allen (22).
- Ranked 3rd among Rays minor leaguers in homers and RBI and tied for 6th with 200 total bases.
- Named to the MWL midseason and postseason All-Star teams.
- Named the Rays Minor League Hitter of the Month and MWL Player of the Month for June, batting .366 (30-for-82) with 10 HR and 25 RBI.
- Named to the Rays Organizational All-Star Team by MLB.com for a second consecutive year.
- Played for the Peoria Javelinas in the Arizona Fall League.
- Ranked by *Baseball America* as the No. 56 overall prospect in the minors following the season... was the No. 4 prospect in the Rays system...the publication also tabbed him as the Best Power Prospect in the MWL in its Best Tools survey.
- In **2017**, named Most Valuable Player for Rookie-level Princeton by the Rays Baseball Operations department...led Rays minor leaguers with a .332 avg., and ranked among Appalachian League leaders in avg. (5th), hits (74, 3rd), doubles (22, 2nd) and slugging pct. (.507, 5th).
- Threw out 57.1 pct. of attempted base stealers.
- Named Appalachian League Player of the Week for Aug 21-27, batting .500 (10-for-20) with 7 RBI.
- Ranked by *Baseball America* as the No. 12 prospect in the Rays system and No. 4 prospect in the Appalachian League following the season.
- In **2016**, his .340 avg. and .485 SLG both ranked 6th in the Dominican Summer League...limited to 13 games in **2015** with a groin injury.



CAREER BATTING

YEAR	CLUB	AVG	G	AB	R	H	2B	3B	HR	RBI	SH	SF	HB	BB-I	SO	SB	CS	GDP	OBP	SLG
2015	DSL Rays	.227	13	44	3	10	0	1	0	4	0	0	3	3-0	6	0	0	1	.320	.273
2016	DSL Rays 1	.340	54	206	34	70	12	0	6	35	0	0	3	20-0	12	3	5	5	.406	.485
2017	Princeton	.332	54	223	42	74	22	1	5	40	0	3	4	16-2	39	2	2	10	.382	.507
2018	Bowling Green	.284	109	405	68	115	20	1	21	79	0	7	6	31-1	69	10	4	11	.339	.494
2019	Charlotte	.265	103	393	43	104	19	3	9	60	0	9	6	17-0	65	7	0	12	.299	.397
Minor League Totals		.293	333	1271	190	373	73	6	41	218	0	19	22	87-3	191	22	11	39	.345	.457

1: Signed by the Tampa Bay Rays as a free agent, August 9, 2014....signed by Ángel Contreras.

DID YOU KNOW?

HOMEGROWN RAYS

There have been 87 “homegrown Rays” who were drafted by the Rays or signed their first professional contract with the club, and worked their way through the minor league system to make their major league debut with Tampa Bay.

LHP José Alvarado
RHP Brandon Backe
OF Rocco Baldelli
INF Tim Beckham
RHP Andrew Bellatti
RHP Dewon Brazelton
INF Ryan Brett
INF Reid Brignac
INF Mike Brosseau
RHP Mickey Callaway
INF Jorge Cantú
RHP Diego Castillo
RHP Yonny Chirinos
C Nick Ciuffo
RHP Alex Cobb
RHP Alex Colomé
INF Fernando Cortez
OF Carl Crawford
OF Matt Diaz
RHP Wade Davis
LHP Trevor Deere
RHP Jake Faria
OF Johnny Field
RHP Dylan Floro
RHP Bartolomé Fortunato
RHP Lee Gardner
RHP Ryan Garton
OF Joey Gathright
RHP Chad Gaudin
RHP Ian Gibaut

OF Jonny Gomes
C Toby Hall
RHP Jason Hammel
RHP Travis Harper
RHP Jeremy Hellickson
C Paul Hoover
INF Aubrey Huff
RHP Delvin James
C John Jaso
OF Desmond Jennings
LHP Jason Jimenez
UTL Elliot Johnson
OF Kenny Kelly
LHP Joe Kennedy
OF Kevin Kiermaier
3B Evan Longoria
INF/OF Brandon Lowe
1B Nate Lowe
C Luke Maile
OF Mikie Mahtook
LHP Mark Malaska
RHP Seth McClung
LHP Jake McGee
LHP/1B Brendan McKay
LHP Matt Moore
INF/OF Taylor Motter
RHP Jeff Niemann
RHP Chad Orvella
OF Fernando Perez
RHP Travis Phelps

LHP David Price
RHP Austin Pruitt
INF Juniel Querecuto
LHP C.J. Riefenhauser
C Shawn Riggins
LHP Enny Romero
RHP Ryan Rupe
RHP Juan Salas
3B Jared Sandberg
RHP Jaime Schultz
LHP Bobby Seay
INF/OF Richie Shaffer
RHP James Shields
LHP Blake Snell
RHP Andy Sonnanstine
RHP Jason Standridge
RHP Ryne Stanek
RHP Brian Stokes
LHP Jon Switzer
OF B.J. Upton
C Stephen Vogt
RHP Doug Waechter
RHP Dan Wheeler
INF Kean Wong
RHP Hunter Wood
RHP Kirby Yates
OF Delmon Young



45

RIGHT-HANDED PITCHER

BRENT HONEYWELL JR.

Brent Lee Honeywell Jr.

BATS **RIGHT**

THROWS **RIGHT**

HEIGHT **6'2"**

WEIGHT **195**

OPENING DAY AGE **24**

MAJOR LEAGUE SERVICE **None**

BORN **3/31/95 in Augusta, GA**

RESIDES **Cochran, GA**

CONTRACT STATUS **Signed through 2020**

SIGNING SCOUT **Brian Hickman (Rays)**

ACQUIRED **Selected in Competitive Balance Round B of the 2014 June Draft**

X-RAY REPORT

- In visits to Atlanta's Turner Field growing up, Brent frequently "lounged" near the bullpen to talk to the pitchers, including Jonny Venters, Craig Kimbrel and Billy Wagner...he guaranteed to bullpen catcher Eddie Pérez that he'd play in the big leagues one day.
- Brent loved to play ding-dong-ditch as a kid until he and his best friend, Tyler, rang the doorbell of a house and the garage door opened to reveal a police cruiser with the lights on.
- While coaching him in eighth grade, Brent's dad threatened to pull him from a no-hit bid versus the varsity team in summer ball for laughing on the field...his dad visited the mound and said someone else would pitch if Brent didn't stop smiling...he struck the final batter out after that.
- Brent is an excellent yo-yoer, if not a little rusty.
- While Brent missed the 2018 season recovering from Tommy John surgery, former Rays and Tommy John veterans Nathan Eovaldi and Jonny Venters provided insight and encouragement during the recovery process.
- Brent graduated from Franklin County High School in Royston, Ga. ...when he makes his debut, the school will have produced two major leaguers: Brent and Ty Cobb.
- His father, Brent Sr., played for three seasons in the Pirates minor league system...Brent Sr. pitched for Saint Leo University under coach Mike Marshall, who won the NL Cy Young Award as a reliever with the Dodgers in 1974...his father learned how to throw a screwball from Marshall and passed it on to Brent.
- Growing up, Brent threw bullpen sessions to his father three times a week...on one Friday evening in 10th grade, Brent Sr. simply refused to catch him and said: "If you don't have it fig-

ured out by now, you're in trouble"...this was a turning point in his development as a pitcher and forced him to improve by stepping out of his comfort zone.

2019 SEASON

- On June 8, suffered a fracture of the right medial epicondyle (inside of the elbow) while throwing a bullpen session in Port Charlotte...the next day, underwent successful surgery to repair the fracture, performed by Dr. James Andrews in Pensacola, Fla. ...his UCL was not damaged.
- Ranked by *Baseball America* as the No. 80 overall prospect in the minors following the season... was the No. 6 prospect in the Rays system... the publication also tabbed him as having the Best Changeup in the organization for a second consecutive year.

CAREER HIGHLIGHTS

- Is 31-19 with a 2.88 ERA (416-IP, 133-ER) and 458 SO (9.91 SO/9 IP) in 79 apps (78 starts) across four minor league seasons.
- In **2018**, exited a live batting practice session in spring training with right forearm tightness, later diagnosed as a torn ulnar collateral ligament...underwent Tommy John surgery on Feb 27, performed by Dr. James Andrews.
- Ranked by *Baseball America* as the No. 23 overall prospect in the minors following the season... was the No. 2 prospect in the Rays system.
- In **2017**, went 13-9 with a 3.49 ERA (136.2-IP, 53-ER) in 26 starts between Double-A Montgomery (2) and Triple-A Durham (24), earning an April 16 promotion.
- Tied for 5th in the minors and led Rays minor leaguers with a career-high 172 SO, the most in the Rays system since Matt Moore (210) in 2011...



tied for 2nd among Rays minor leaguers in wins, one shy of José Mujica (14)...ranked 9th in ERA.

- ♦ Led International League starters with a 11.06 SO/9 IP ratio...according to FanGraphs, generated swings-and-misses on 14.3 pct. of his pitches, highest in the league...ranked 2nd in the IL with 152 SO, behind teammate Ryan Yarbrough, and tied for 3rd with 12 wins.
- ♦ Was the starting pitcher for the U.S. team in the Futures Game in July at Marlins Park...became the first pitcher in the 19-year history of the game to win the Larry Doby Award as the game's Most Valuable Player.
- ♦ Went 1-0 with a 2.19 ERA (12.1-IP, 3-ER) in 2 starts in the IL postseason...got no decision in the Bulls series-clinching win in Game 4 of the IL Semifinals at Indianapolis (Pirates)...recorded 10 SO and did not allow a run over 6 IP of Game 3 in the Governors' Cup.
- ♦ Pitched out of the bullpen in the Bulls win over Memphis (Cardinals) in the Triple-A National Championship Game...did not allow a run in 2.2 IP before giving way to closer Diego Castillo.
- ♦ Named to the Rays Organizational All-Star Team by MLB.com.
- ♦ Ranked by *Baseball America* as the No. 14 overall prospect in the minors following the season...was the No. 1 prospect in the Rays system and No. 4 prospect in the IL...the publication also tabbed him as having the Best Changeup in the IL in its Best Tools survey.
- ♦ In **2016**, named Minor League Pitcher of the Year by the Rays Baseball Operations department...led Rays minor leaguers with a 2.34 ERA (115.1-

IP, 30-ER) in 20 starts between Charlotte (10) and Montgomery (10).

- ♦ Named to the Florida State League midseason All-Star Team.
- ♦ Named the Rays Minor League Pitcher of the Month for April, going 2-0 with a 0.89 ERA (30.1-IP, 3-ER) and 31 SO in 5 starts.
- ♦ Made 5 starts for the Peoria Javelinas in the Arizona Fall League...named to the AFL All-Prospect Team and the AFL Rising Stars Game.
- ♦ Ranked by *Baseball America* as the No. 30 overall prospect in the minors following the season...was the No. 2 prospect in the Rays system, No. 12 prospect in the FSL and No. 7 prospect in the Southern League...the publication also tabbed him as the Best Pitcher and for having the Best Changeup in the FSL in its Best Tools survey.
- ♦ In **2015**, was a Midwest League midseason All-Star for Class-A Bowling Green and earned a June 25 promotion to Charlotte...ranked 4th among Rays minor leaguers with 129 SO.
- ♦ Ranked by *Baseball America* as the Best Pitcher and for having the Best Changeup in the MWL in its Best Tools survey.
- ♦ In **2014**, was named Most Valuable Player for Rookie-level Princeton by the Rays Baseball Operations department...ranked by *Baseball America* as having the Best Control in the organization following the season.

AMATEUR CAREER

- ♦ Selected by the Rays following his freshman season at Walters State CC (Tenn.)...went 11-3 with a 2.81 ERA (83.1-IP, 26-ER) and 102 SO, earning second team NJCAA All-American honors.

CAREER PITCHING

YEAR	CLUB	W	L	ERA	G	GS	CG	SHO	SV	IP	H	R	ER	HR	HB	BB-I	SO	WP	BK
2014	Princeton	2	1	1.07	9	8	0	0	0	33.2	19	7	4	1	1	6-0	40	1	0
2015	Bowling Green	4	4	2.91	12	12	0	0	0	65.0	53	27	21	3	4	12-0	76	5	1
	Charlotte	5	2	3.44	12	12	1	1	0	65.1	57	26	25	2	2	15-0	53	1	1
2016	Charlotte	4	1	2.41	10	10	0	0	0	56.0	43	16	15	5	1	11-0	64	1	0
	Montgomery	3	2	2.28	10	10	0	0	0	59.1	51	16	15	4	1	14-0	53	1	0
2017	Montgomery	1	1	2.08	2	2	0	0	0	13.0	4	3	3	1	2	4-0	20	0	0
	Durham	12	8	3.64	24	24	0	0	0	123.2	130	55	50	11	2	31-0	152	7	1
2018	Injured—Did Not Pitch																		
2019	Injured—Did Not Pitch																		
Minor League Totals		31	19	2.88	79	78	1	1	0	416.0	357	150	133	27	13	93-0	458	16	3

1: Selected by the Tampa Bay Rays in Competitive Balance Round B of the 2014 June Draft...signed by Brian Hickman.



39

CENTER FIELDER

KEVIN KIERMAIER

Kevin James Kiermaier (KEER-my-er)



BATS LEFT

THROWS RIGHT

HEIGHT 6'1"

WEIGHT 210

OPENING DAY AGE 29

MAJOR LEAGUE SERVICE 5 years, 131 days

BORN 4/22/90 in Fort Wayne, IN

RESIDES Tampa, FL

CONTRACT STATUS Fourth year of a six-year contract through 2022 plus one club option for 2023

SIGNING SCOUT Tom Couston (Rays)

ACQUIRED Selected in the 31st round of the 2010 June Draft

X-RAY REPORT

- Kevin set a personal best when he hauled in a 43-pound buffalo carp at 2 a.m. while bowfishing in Wisconsin last October...he made the catch from his custom boat, christened "Outlaw Bowfishing" or "The OB" for short...his previous best was 38 pounds from the year before.
- He received the 2019 Paul C. Smith Champion Award, largely due to his work with the Children's Dream Fund—a foundation based in St. Petersburg that makes dreams come true for children with life-threatening illnesses... Kevin donated \$25,000 to sponsor five children, known as "Kiermaier's Kids," whose experiences included trips to Disney World, a Queen concert and working on cars...Kevin will be honored by the Children's Dream Fund as the "Dreammaker of the Year" at a luncheon in mid-April.
- Kevin was last year's Rays nominee for the Roberto Clemente Award and allocated the associated charitable gift to the Ronald McDonald House in St. Petersburg.
- Kevin works out with the University of Tampa baseball program during the offseason...to show his gratitude, he donates gloves, bats and cleats, and treats the team to several steak dinners each year...Rays first base coach and UT product Ozzie Timmons also works with the program over the winter, giving outfield, baserunning and hitting instruction.
- His older brother, Dan, was promoted to head groundskeeper for the Cubs ahead of the 2020 season...he's been with the Cubs since 2016... Kevin looks forward to tearing up Dan's outfield in July when the Rays visit Wrigley Field.
- Kevin maintains his claim as "Tampa's most dedicated Purdue fan" ...after two All-American

seasons in junior college, he originally signed a letter of intent to play for the Boilermakers before signing with the Rays.

- He trained at Tampa's Diesel Fitness this offseason with teammates Ryan Yarbrough, Michael Perez and minor leaguer Shane McClellan.
- Kevin and his wife, Marisa, have a son, Karter, born Nov 12, 2018.

I think he's the best defensive player in baseball.

KEVIN CASH
| Tampa Bay Times |

2019 SEASON

- Claimed the Rawlings AL Gold Glove Award for center field...won the award over finalists BOS Jackie Bradley Jr. and LAA Mike Trout...marked his third Gold Glove Award, tying Evan Longoria for the most in franchise history.
- Became the third center fielder to win three (or more) Gold Glove Awards since Rawlings began awarding them to individual outfield positions in 2011, joining Adam Jones (2012-14) and Ender Inciarte (2016-18).
- His 13 Defensive Runs Saved were the most among AL center fielders, ahead of MIN Byron Buxton (10) and CLE Oscar Mercado (10).
- Ranked 2nd in StatCast's "Outs Above Average" metric (17) and 1st in its metric measuring best outfielder "jumps" at +3.8 feet above average.
- In Baseball America's Best Tools survey of major league managers, coaches and executives, was



ranked as the AL's 2nd-best Defensive Outfielder behind MIN Byron Buxton and 2nd-best Outfield Arm behind OAK Ramon Laureano.

- ◆ Was on the 10-day IL (thumb) from July 21-30, his fourth consecutive year with an injury, though his 129 games were his most since 2015.
- ◆ Hit 14 HR, one shy of tying his career high, and tied for 8th in the majors with 7 3B.
- ◆ Recorded 10 HR and 17 SB before the All-Star break but just 4 HR and 2 SB after it...was the third player in franchise history to reach both marks in the first half, joining B.J. Upton in 2011 and Carl Crawford in 2010 and 2006.
- ◆ Made his fifth straight Opening Day roster, all starts in center field...extended his club record for most Opening Day starts as a center fielder.
- ◆ On May 22 vs. LAD, threw out Cody Bellinger—the potential go-ahead run—at home to end the top of the 6th inning, and his throw home was 100.6 mph, according to StatCast...added a 3-run homer in the 7th inning off Caleb Ferguson...marked the third time in his career he homered and recorded an outfield assist in the same game.
- ◆ On May 23 at CLE, hit an inside-the-park, 3-run homer in the 6th inning...was the second inside-the-park homer of his career, following May 31, 2014 at BOS (off Alex Wilson).
- ◆ On July 31 at BOS, hit a 2nd-inning solo homer off Rick Porcello on his first pitch seen after his reinstatement from the 10-day IL.
- ◆ On Aug 6 vs. TOR, snapped an 0-for-14 skid with a 2nd-inning single and added hustle doubles in the 5th and 10th...became the second player in club history to score on a walk-off wild pitch, joining Matt Joyce on April 30, 2011 vs. LAA.
- ◆ On Aug 12 at SD, crashed into the center field wall to rob Francisco Mejia of a homer in the 8th inning...covered 112 feet, according to StatCast, and was awarded a 5-Star Catch.
- ◆ **POSTSEASON:** Started all 6 games in center field...in Game 3 of the ALDS vs. HOU, his 3-run homer off Zack Greinke in the 2nd inning gave the Rays their first lead of the series...was the Rays first postseason homer at Tropicana Field since José Lobaton's walk-off in Game 3 of the 2013 ALDS vs. BOS, and the two were hit to nearly identical spots...in Game 4 vs. HOU, recorded an outfield assist on an 8-6-2 putout.

CAREER HIGHLIGHTS

- ◆ Is the longest-tenured among current Rays players and the 8th-longest-tenured Ray of all-time... at the conclusion of the 2020 season, he will be

the 4th-longest-tenured behind Evan Longoria, Carl Crawford and Ben Zobrist.

- ◆ Since the start of his first full season in the majors (2015), his 111 Defensive Runs Saved lead major league outfielders and are the 2nd-most in the majors behind Andrelton Simmons (125).
- ◆ Despite only 680 career games at the major league level, his 125 Defensive Runs Saved are already tied for 10th since the metric was introduced by Baseball Info Solutions in 2003.

MOST DEFENSIVE RUNS SAVED, A.L. CENTER FELDERS, 2019

	INNINGS	DRS
Kevin Kiermaier, TB	1,044.1	13
Byron Buxton, MIN	692.0	10
Oscar Mercado, CLE	698.2	10

DEFENSIVE RUNS SAVED LEADERS, MLB, 2015-19

	POS.*	INNINGS	DRS
Andrelton Simmons, ATL/LAA	SS	5,822.0	125
Kevin Kiermaier, TB	CF	4,682.1	111
Mookie Betts, BOS	RF	6,416.1	106
Matt Chapman, OAK	3B	3,336.2	79
Nick Ahmed, ARI	SS	4,766.0	75

* PRIMARY POSITION PLAYED (DRS TOTALS ALL POSITIONS)

MOST TRIPLES, A.L., 2014-19

Kevin Kiermaier, TB	41
Brett Gardner, NYY	35
Nick Castellanos, DET	32
Mike Trout, LAA	29

- ◆ Is one of eight players to win a Gold Glove after being drafted in the 30th round or later and the sixth to win it at least three times.
- ◆ Leads the AL with 41 3B since his rookie season in 2014, ahead of NYY Brett Gardner (35)...ranks 2nd in Rays history behind Carl Crawford (105).
- ◆ In **2018**, was limited to a career-low 88 games, missing significant time for a third consecutive season...missed 57 games from April 16–June 18 with a torn ligament in his right thumb.
- ◆ Despite the missed time, ranked 3rd in the AL with 9 3B, one shy of teammate Mallek Smith and CWS Yolmer Sánchez.
- ◆ Won his second Wilson Defensive Player of the Year Award in center field (also 2016)...despite his missed time, his 13 Defensive Runs Saved in center field tied for 3rd in the majors to MIL Lorenzo Cain (18) and ATL Ender Inciarte (17).
- ◆ On the first pitch on Opening Day vs. BOS, caught a fly ball in left-center to rob Mookie Betts...covered 129 feet in 6.3 seconds, according



to StatCast, and was awarded a 5-Star Catch... was given a 6 pct. catch probability.

- On June 25 vs. WAS, hit the second grand slam of his career, off Gio Gonzalez...was the first time a Rays lefty hit a grand slam off a left-handed pitcher since Matt Joyce on May 25, 2012 at BOS...it was the fourth time in club history the Rays got a grand slam from a leadoff hitter.
- In 2017, established a career high in home runs for a third consecutive year.
- Appeared in 98 games with 95 starts, all in center field...was on the injured list from June 9–Aug 17 with a right hip fracture, missing 61 games.
- After being reinstated from the 60-day IL, hit .306/.352/.517 (45-for-147) with 5 2B, 1 3B, 8 HR and 19 RBI in 36 games (35 starts).
- Ranked 4th in the majors, 3rd among outfielders and 2nd among center fielders with 22 Defensive Runs Saved.
- Despite his 22 DRS, his 6 errors ranked 3rd among major league center fielders...all six came from April 26–June 8, matching his total from his previous 235 games...three of his errors led to “little league home runs”...made 3 errors in the 4-game series from May 8–11 vs. KC.
- On March 20, signed a six-year contract with a club option for 2023...the deal was worth a guaranteed \$53.5 million and could raise to \$66.15 million with the option and incentives.
- On April 9 vs. TOR, was ejected by home plate umpire Mike Muchlinski for arguing balls and strikes, his first career ejection.
- On April 19 vs. DET, his 4 runs were a career high and the most by a Ray since Wil Myers exactly three years prior—on April 19, 2014 vs. NYY.
- On May 31 at TEX, his 9th-inning homer was the sixth time in club history there was a game-tying homer with 2 outs in the 9th inning, first since Dan Johnson on Sep 28, 2011 vs. NYY (“Game 162”).
- On Sep 15 vs. BOS, made a diving catch in the 9th inning and leaping catch in the 10th, robbing Jackie Bradley Jr. and Mookie Betts of extra-base hits...homered in the 14th, the third time in club history there was a game-tying homer in extras and the latest in a game the Rays ever got one.
- In 2016, claimed the Rawlings AL Gold Glove Award for center field for a second straight year...won the award over finalists TOR Kevin Pillar and BOS Jackie Bradley Jr.
- Joined SEA Ichiro Suzuki (2001-02) as the only AL outfielders to win a Gold Glove in each of their first two full seasons in the majors, dating back to when the awards were first presented in 1957.

- Won the Wilson Defensive Player of the Year Award in center field.
- His 25 Defensive Runs Saved led major league center fielders and ranked 2nd among all players behind BOS Mookie Betts (30).
- Established career highs with 21 SB and 40 BB despite missing 48 games with a left hand fracture...his 12 HR were a career high at the time.
- Returned from the injured list for the club's first game after the All-Star break...in the second half, his 7 outfield assists tied HOU Jake Marisnick for most among AL center fielders.
- On May 21 at DET, sustained two fractures in his left hand while diving for James McCann's single in the 5th inning...underwent surgery on May 24, performed by Dr. Doug Carlan in St. Petersburg...played a pair of rehab games for Class-A Charlotte and was reinstated from the injured list on July 15 vs. BAL.
- Compiled a career-long 13-game hitting streak from Aug 27–Sep 9, batting .407 (22-for-54).
- On Sep 8 at NYY, recorded the first multi-HR game of his career with solo shots off CC Sabathia in his first two trips to the plate...became the first Rays left-handed hitter with 2 HR vs. LHP in the same game since Johnny Damon on Aug 29, 2011 at TOR.
- On Sep 16 at BAL, robbed Hyun Soo Kim of a potential grand slam in the 7th inning as the ball deflected off his glove and fell to the warning track for a RBI single.
- In 2015, claimed his first Rawlings Gold Glove Award...won the award over finalists TOR Kevin Pillar and LAA Mike Trout...was later announced as the Rawlings AL Platinum Glove Award winner as the best defender at any position.
- Named Defensive Player of the Year in the Esurance MLB Awards.
- Led all major league players with 38 Defensive Runs Saved—the highest mark since 2003, when Baseball Info Solutions started tracking it.
- Led major league center fielders with 15 outfield assists, one shy of the club record for a center fielder (B.J. Upton in 2008).
- Ranked 3rd in the AL with 7.4 Wins Above Replacement (WAR), trailing only LAA Mike Trout (9.4) and TOR Josh Donaldson (8.8).
- Led the team with 12 3B and 18 SB...his 12 3B were 2nd in the majors to MIN Eddie Rosario (15).
- Became the first player to reach 20 HR and 20 3B in his first two seasons since PIT Gus Bell in 1951...became the first player with 20 3B and





WILL VRAGOVIC / TAMPA BAY RAYS

20 outfield assists in his first two seasons since SD Gene Richards in 1978.

- ◆ On April 24 vs. TOR, circled the bases on an error by Steve Tolleson...according to the Elias Sports Bureau, he was the first player in club history to score on a four-base error and the first to do it in the majors since NYM Jason Bay on April 21, 2011 vs. HOU.
- ◆ On Aug 31 at BAL, robbed Manny Machado of a leadoff homer in the 1st inning...just two weeks earlier, on Aug 14 at TEX, he robbed Prince Fielder of a potential home run.
- ◆ Recorded his first walk-off RBI on Sep 20 vs. BAL, when he delivered an infield single in the 9th inning off Zack Britton.
- ◆ For the second straight year, was the Rays recipient of the MLB Alumni Association's Heart and Hustle Award...the award honors active players who demonstrate a passion for the game of baseball and best embody the values, spirit and tradition of the game...it is also the only award in MLB that is voted on by former players.
- ◆ Appeared in 108 games in 2014, including 89 starts (57-RF, 32-CF)...min. 100 games, his .450 SLG and .765 OPS both led the team...began the season with Triple-A Durham and had two brief stints in the majors (April 11-12, May 17-21) before being recalled for good on May 28.
- ◆ Was one of three finalists for the Rawlings AL Gold Glove Award for right field, won by BAL Nick Markakis...was one of three rookies chosen as a Gold Glove finalist, along with CIN Billy Hamilton and BOS Jackie Bradley Jr.
- ◆ Selected to *Baseball America's* All-Rookie Team, alongside outfielders HOU George Springer and CIN Billy Hamilton.
- ◆ His 8 3B led AL rookies and were the most by a Rays rookie since Akinori Iwamura posted a club-rookie-record 10 3B in 2007.
- ◆ Min. 100 games, his .450 SLG ranked 3rd among AL rookies, trailing CWS José Abreu (.581) and MIN Danny Santana (.472)...it was the highest by a Rays rookie since Evan Longoria (.531) in 2008.
- ◆ On April 12 at CIN, in his first major league start, threw out Joey Votto at home...the assist preserved a 1-0 lead for Alex Cobb and the Rays held on to win by the same score.
- ◆ Collected his first major league hit on May 17 at LAA, an infield single off C.J. Wilson...the next day, hit his first career homer, a 2-run, opposite-field shot in the 7th inning off Mike Morin...earlier in that game made a leaping catch against the right-center field wall to rob Erick Aybar of extra bases and earn the top Web Gem on ESPN's *Baseball Tonight*.
- ◆ Hit an inside-the-park home run on May 31 at BOS, the first player to do so within his first 10 games since CWS Joe Borchard in 2002...became the first visiting player to hit an inside-the-park home run at Fenway Park since BAL David Newhan on July 21, 2004.
- ◆ Claimed the No. 1 spot on ESPN *SportsCenter's* Top 10 Plays twice in a span of 10 days...on June 11 vs. STL, his bases-loaded, inning-ending diving catch in right-center field robbed Peter Bourjos...on June 20 vs. HOU, dove for a George Springer foul ball near the Rays bullpen.



- On July 9 vs. KC, went 4-for-4 with a grand slam, the first Rays rookie to record 4 hits and a slam... became the first rookie since Baseball Reference data is available (1908) with 4 hits and a grand slam from the No. 9 spot in the batting order.
- Despite playing only 34 games for Durham, was ranked by *Baseball America* as the Best Defensive Outfielder in the International League in its Best Tools survey.
- In **2013**, was used as a late-inning defensive replacement in the Game 163 tiebreaker at TEX and the AL Wild Card Game at CLE.
- Was not included on the ALDS roster.
- Selected off the Durham roster on Sep 30, the day of Game 163...became the first player to make his major league debut in a single-game tiebreaker and just the second to make his major league debut in his team's 163rd game of a season or later, according to the Elias Sports Bureau... the other was NYY Elvio Jiménez in their 164th and final game of the 1964 season.
- Caught Joe Maddon's attention in spring training when he delivered a 2-run double in the Rays spring home opener and hustled into second base after being accidentally tripped by the first baseman...was a minor league call up that day as the Rays played split-squad games.
- Spent most of the season at Double-A Montgomery before a late-July promotion to Durham...hit a combined .295 (150-for-508) with 89 runs and 21 SB in 136 games.
- Named Most Valuable Player for Montgomery by the Rays Baseball Operations department, batting .307 (114-for-371) in 97 games.
- Named to the Southern League midseason and postseason All-Star teams.
- Started all eight of the Bulls postseason games and scored a team-high 6 runs...delivered a 2-run homer and RBI single in the Bulls 7-0 win at Pawtucket (Red Sox), clinching the Governors' Cup.
- Named Defensive Player of the Year by the Rays Baseball Operations department for a second consecutive year.
- Ranked by *Baseball America* as the No. 10 prospect in the Rays system following the season... the publication also tabbed him as the Best Defensive Outfielder and Best Outfield Arm in the organization.
- Started the **2012** season with Class-A Charlotte, but missed 63 games due to a pair of injuries... broke his left middle finger on a bunt attempt in the second game of the season...returned in June, but 10 days later broke the hamate bone

in his right hand on a swing...received a late-season promotion to Durham.

- Played 23 games for the Phoenix Desert Dogs in the Arizona Fall League.
- In **2011**, recorded a career-high 27 SB for Class-A Bowling Green...played for the Canberra Cavalry in the Australian Baseball League...ranked by *Baseball America* as the Best Defensive Outfielder in the organization following the season...in **2010**, hit a team-high .303 for Rookie-level Princeton...his 7 3B ranked 2nd in the Appalachian League.

AMATEUR CAREER

- Selected in the 31st round (941st overall) of the 2010 June Draft...only four players in club history have been drafted later and reached the majors with the Rays: Ryan Garton (34th round) in 2012, Joey Gathright (32nd round) in 2001, Chad Gaudin (34th round) in 2001 and Travis Phelps (89th round) in 1996.
- In 2010, as a sophomore at Parkland College in Champaign, Ill., he hit .426 with 17 HR, 71 RBI and 91 runs in 56 games while the Cobras finished 5th in the nation with a 50-13 record.
- As a freshman in 2009, hit .429 with 13 3B, 13 HR, 50 RBI and 84 runs in 54 games...the Cobras won the National Junior College championship with a 49-9 mark.

CAREER HIGHS

HITS	RUNS
4, 2x-last 9/8/16 at NYY	4, 4/19/17 vs. DET
HITTING STREAK	WALKS
13G, 8/27/16 - 9/9/16	3, 5/29/19 vs. TOR
HOME RUNS	STRIKEOUTS
2, 3x-last 9/5/18 at TOR	4, 2x-last 5/29/17 at TEX
RBI	STOLEN BASES
4, 5x-last 8/21/19 vs. SEA	2, 11x-last 7/7/19 vs. NYY

HOME RUN HIGHLIGHTS

GRAND SLAMS (2)
6/25/18 vs. WAS (Gio Gonzalez); 7/9/14 vs. KC (Yordano Ventura)
MULTI-HR GAMES (3)
2 - 9/5/18 at TOR; 8/23/17 vs. TOR; 9/8/16 at NYY
LEADOFF (3)
9/24/17 at BAL (Chris Tillman); 9/12/17 vs. NYY (Sonny Gray); 8/20/17 vs. SEA (Yovani Gallardo)
INSIDE-THE-PARK (2)
5/23/19 at CLE (Adam Plutko); 5/31/14 at BOS (Alex Wilson)



CAREER BATTING

YEAR	CLUB	AVG	G	AB	R	H	2B	3B	HR	RBI	SH	SF	HB	BB-I	SO	SB	CS	GDP	OBP	SLG
2010	Princeton	.303	57	218	44	66	8	7	2	16	1	0	3	24-2	54	17	5	4	.380	.431
2011	Bowling Green	.241	120	402	54	97	11	8	4	39	9	3	8	37-0	99	27	10	3	.316	.338
2012	Charlotte	.260	57	177	16	46	7	6	0	12	7	0	2	26-0	38	10	4	1	.361	.367
	GCL Rays	.167	2	6	0	1	0	0	0	0	0	0	0	0-0	2	0	0	0	.167	.167
	Durham	.333	4	9	2	3	0	0	0	1	0	0	0	3-0	1	0	0	0	.500	.333
2013	Montgomery	.307	97	371	65	114	14	9	5	28	4	3	8	31-3	61	14	11	3	.370	.434
	Durham	.263	39	137	24	36	7	6	1	13	0	1	2	14-0	26	7	1	0	.338	.423
	Tampa Bay	-	1	0	0	0	0	0	0	0	0	0	0	0-0	0	0	0	0	-	-
2014	Durham	.305	34	128	28	39	7	2	3	13	2	1	0	12-0	23	11	1	1	.362	.461
	Tampa Bay	.263	108	331	35	87	16	8	10	35	5	2	3	23-2	71	5	4	3	.315	.450
	2015 Tampa Bay	.263	151	505	62	133	25	12	10	40	2	2	2	24-0	95	18	5	7	.298	.420
2016	Tampa Bay	.246	105	366	55	90	20	2	12	37	0	1	7	40-1	74	21	3	5	.331	.410
	GCL Rays	.000	1	2	0	0	0	0	0	0	0	0	0	1-0	1	0	0	0	.333	.000
	Charlotte	.667	2	3	2	2	1	0	0	0	0	0	0	2-0	0	0	0	0	.800	1.000
2017	Tampa Bay	.276	98	380	56	105	15	3	15	39	4	1	5	31-2	99	16	7	3	.338	.450
	Charlotte	.125	7	24	2	3	1	1	0	1	0	0	0	2-0	7	0	1	0	.192	.250
	2018 Tampa Bay	.217	88	332	44	72	12	9	7	29	2	2	6	25-2	91	10	5	4	.282	.370
2018	Charlotte	.500	2	6	1	3	0	1	0	0	0	0	0	2-0	0	0	0	0	.625	.833
	Durham	.364	3	11	2	4	1	0	0	1	0	0	0	2-0	2	1	0	0	.462	.455
	2019 Tampa Bay	.228	129	447	60	102	20	7	14	55	1	1	5	26-2	104	19	5	8	.278	.398
	Charlotte	.125	2	8	1	1	1	0	0	3	0	0	0	1-0	3	0	0	0	.222	.250
Minor League Totals		.276	427	1502	241	415	58	40	15	127	23	8	23	157-5	317	87	33	12	.352	.398
Major League Totals		.249	680	2361	312	589	108	41	68	235	14	9	28	169-9	534	89	29	30	.306	.416

1: Selected by the Tampa Bay Rays in the 31st round of the 2010 June Draft...signed by Tom Cousoun.

CAREER FIELDING

YEAR	POSITION	PCT	G	PO	A	E	TC	DP
2013	Center Field	-	1	0	0	0	0	0
2014	Right Field	.966	68	137	3	5	145	1
	Center Field	.990	42	100	2	1	103	1
	Left Field	-	1	0	0	0	0	0
2015	Center Field	.988	148	410	15	5	430	3
	Right Field	1.000	2	2	0	0	2	0
2016	Center Field	.993	104	264	7	2	273	1
2017	Center Field	.976	97	242	5	6	253	1
2018	Center Field	1.000	88	232	5	0	237	1
2019	Center Field	.985	125	250	6	4	260	1
Totals	Center Field	.988	605	1498	40	18	1556	8
	Right Field	.966	70	139	3	5	147	1
	Left Field	-	1	0	0	0	0	0

POSTSEASON BATTING

YEAR	SERIES	CLUB	AVG	G	AB	R	H	2B	3B	HR	RBI	SH	SF	HB	BB-I	SO	SB	CS	GDP	OBP	SLG
2013	ALWC	TB vs. CLE	-	1	0	0	0	0	0	0	0	0	0	0	0-0	0	0	0	0	-	-
2019	ALWC	TB vs. OAK	.000	1	4	0	0	0	0	0	0	0	0	0	0-0	1	0	0	0	.000	.000
	ALDS	TB vs. HOU	.167	5	18	1	3	1	0	1	3	0	0	0	0-0	6	0	0	0	.167	.389
Postseason Totals			.136	7	22	1	3	1	0	1	3	0	0	0	0-0	7	0	0	0	.136	.318

LEFT-RIGHT BREAKDOWN

	2019					CAREER				
	AVG	AB	H	HR	RBI	AVG	AB	H	HR	RBI
vs. Left	.311	122	38	3	17	.248	658	163	13	77
vs. Right	.197	325	64	11	38	.250	1703	426	55	158



36

RIGHT-HANDED PITCHER

ANDREW KITTREDGE

Andrew Michael Kittredge (KIT-rj)



BATS **RIGHT**

THROWS **RIGHT**

HEIGHT **6'1"**

WEIGHT **230**

OPENING DAY AGE **30**

MAJOR LEAGUE SERVICE **1 year, 70 days**

BORN **3/17/90 in Spokane, WA**

RESIDES **Spokane, WA**

CONTRACT STATUS **Signed through 2020**

SIGNING SCOUT **Joe Ross (Mariners)**

ACQUIRED **From the Seattle Mariners along with 1B Dalton Kelly and RH Dylan Thompson in exchange for INF/OF Richie Shaffer and INF/OF Taylor Motter, 11/18/16**

X-RAY REPORT

- Andrew and his wife, Tobey, welcomed their first child, Brooks, on June 13 last season... Andrew received the call that Brooks was coming while on his way to the airport to be recalled to the big leagues...from there he altered plans and traveled eight hours on two flights from Durham to Seattle to arrive in time for his birth.
- He became a hockey fan growing up attending junior league games...he enjoys watching the Tampa Bay Lightning and Minnesota Wild, but plans to become a fan of the NHL's new expansion franchise in Seattle when they begin operation in 2021.
- Andrew implemented a weighted-ball program with Driveline Baseball near Seattle ahead of the 2019 season in order to build arm muscle... he believes it led to increased velocity and arm strength...now living across the state, he maintains the program himself with his own garage wall he built to use for weighted ball drills.
- His family was unusual in being University of Washington fans living on the eastern side of the state—typically Washington State territory...he had offers from Gonzaga and Washington State but wanted to wait for Washington...a summer ball coach convinced former Washington coach Ken Knutson to fly out and watch him pitch, which resulted in receiving an offer.
- Andrew is the youngest of seven children...he has five sisters and one brother.
- While playing in the Australian Baseball League during the 2012-13 offseason, Andrew and a few teammates were leaving the stadium at night and discovered a huntsman spider on the trunk of his car...the species possesses an average leg span of five inches.

2019 SEASON

- Selected from Triple-A Durham on June 18 and remained in the Rays bullpen through the end of the season...made 30 apps out of the bullpen and was used seven times as an opener.
- Pitched to a 3.65 ERA (12.1-IP, 5-ER) in 11 apps (2 starts) in September, after a 5.88 ERA (26-IP, 17-ER) in his first 18 apps (4 starts) out of the All-Star break...his last 6 apps were scoreless.
- Went 1-0 with a 3.32 ERA (38-IP, 14-ER) in 30 apps in relief, compared to 0-0 with a 6.94 ERA (11.2-IP, 9-ER) as an opener.
- With 58 SO in 49.2 IP, increased his strikeout rate from 7.04 SO/9 IP in 2018 to 10.51 in 2019.
- On July 27 at TOR, started and recorded a career-high 7 SO in 3 IP...was the second pitcher in franchise history with 7 SO (or more) in an outing of 3 IP (or fewer), following Shawn Camp on June 25, 2007 vs. CWS...Tyler Glasnow joined this group on Sep 21 vs. BOS.
- On Sep 11 at TEX, allowed three straight singles to start the game and was replaced...marked the fifth time a Rays starter failed to record an out, first since Chris Archer on Sep 2, 2017 at CWS.
- Went 2-1 with a 1.93 ERA (37.1-IP, 8-ER) and 55 SO in 27 apps (1 start) for the Bulls, including a 0.34 ERA (26.1-IP, 1-ER) and 42 SO in 20 apps beginning April 26 until his selection.

CAREER HIGHLIGHTS

- In **2018**, made 33 apps (3 starts) over five stints with the Rays, including his first career Opening Day roster...was on the roster from Opening Day–May 13, July 4-8, July 11-15, July 27-31 and Aug 25 through the end of the season.



- ◆ Held left-handed hitters to a .232/.348/.393 (13-for-56) line with 1 HR, but righties hit .394/.430/.644 (41-for-104) with 6 HR.
- ◆ On March 31 vs. BOS, made his first career start in the team's debut of a bullpen day, and his 3.1 IP and 57 pitches remain career highs.
- ◆ On April 25 at BAL, his first career win came out of the bullpen after retiring both batters faced.
- ◆ From Sep 5-19, made nine straight scoreless outings spanning 7.2 IP...after that, yielded multiple runs in his last 3 apps, totaling 8 R/ER in 2.2 IP to increase his season ERA from 6.31 to 7.75.
- ◆ Was unbeaten (6-0) in 21 apps (1 start) with Triple-A Durham...was outrighted off the 40-man roster in November.
- ◆ In **2017**, was with the Rays for four stints, his first career major league action: July 17-23, July 26-27, Aug 23 and Sep 3 through season's end.
- ◆ On July 18 at OAK, made his major league debut (0.2-IP, 1-H, 0-R/ER) and struck out Jaycob Brugman, his first batter faced.
- ◆ Made 41 apps (2 starts) with Durham and was named to the International League midseason All-Star Team...was the first All-Star selection of his career...the game was held in Tacoma, Wash., allowing 10-15 of his family members to attend.
- ◆ Split the **2016** season between Double-A Jackson and Triple-A Tacoma...combined for a 3.50 ERA (72-IP, 28-ER) in 37 apps (5 starts)...had two stints with both clubs, but was with Tacoma from July 1 through season's end.
- ◆ Made 2 apps for the Peoria Javelinas in the Arizona Fall League and 6 apps for the Aguilas Cibaenas in the Dominican Winter League.
- ◆ Acquired by the Rays from the Mariners in a five-player trade on Nov 18.
- ◆ In **2015**, had four stints with Tacoma and three stints with Jackson...only made 1 app in April due to a left oblique muscle strain...combined for a 4.32 ERA (75-IP, 36-ER) in 36 apps (3 starts).
- ◆ In **2014**, his 12.19 SO/9 IP ratio with Class-A High Desert ranked 2nd among California League relievers...combined for 117 SO in 89.2 IP across three levels, which tied for 4th among Mariners minor leaguers.
- ◆ On July 1 at Rancho Cucamonga (Dodgers), recorded 5 SO in the 8th inning, the first full-season minor leaguer to do that since 2011...two other times in 2014 he logged 4 SO in an inning.
- ◆ Pitched for Jackson, Tacoma and High Desert in **2013** and combined for a career-high 6.39 ERA (62-IP, 44-ER) between the three levels.



KEVIN SABITUS / TAMPA BAY RAYS

- ◆ Totaled 25 apps between three levels in **2012**... made 22 apps for the Adelaide Bite in the Australian Baseball League.

AMATEUR CAREER

- ◆ Signed by the Mariners as a non-drafted free agent out of the University of Washington... previously selected by the Mariners in the 45th round of the 2008 June Draft out of Ferris (Wash.) High School, but did not sign.
- ◆ Pitched for the Huskies from 2009-11.
- ◆ Grew up in Spokane, Wash., playing ice hockey on nearby ponds...he shares a hometown with Tampa Bay Lightning center Tyler Johnson.

CAREER HIGHS

LONGEST OUTING

3.1, 3/31/18 vs. BOS

LONGEST RELIEF OUTING

3.0, 8/18/19 vs. DET

STRIKEOUTS

7, 7/27/19 at TOR

WALKS

2, 5x-last 8/20/19 vs. SEA

HR ALLOWED

2, 9/27/18 vs. NYY

RUNS ALLOWED

6, 5/13/18 at BAL

HITS ALLOWED

6, 5/13/18 at BAL

WIN STREAK

4G, 4/25/18 - 7/15/19

LOSS STREAK

3G, 7/27/17 - 4/5/18



CAREER PITCHING

YEAR	CLUB	W	L	ERA	G	GS	CG	SHO	SV	IP	H	R	ER	HR	HB	BB-I	SO	WP	BK
2011	Everett	0	0	4.50	1	0	0	0	0	2.0	3	1	1	0	0	1-0	2	0	0
2012	Clinton	1	0	0.84	5	0	0	0	1	10.2	8	1	1	1	0	1-0	16	1	1
	Jackson	0	0	1.80	4	0	0	0	0	5.0	5	3	1	1	0	4-0	2	0	0
	High Desert	2	1	5.81	16	0	0	0	0	26.1	32	17	17	4	1	9-0	25	2	0
2013	Jackson	1	3	6.23	17	0	0	0	0	21.2	39	16	15	0	1	12-2	27	0	0
	Tacoma	0	0	7.27	10	1	0	0	0	17.1	24	14	14	3	0	9-0	8	2	0
	High Desert	0	2	5.87	14	0	0	0	1	23.0	28	17	15	6	2	3-0	23	1	0
2014	High Desert	6	1	4.35	42	0	0	0	8	82.2	91	47	40	11	2	25-1	112	7	0
	Jackson	0	0	6.75	3	0	0	0	0	4.0	6	4	3	0	0	6-0	3	1	0
	Everett	1	0	0.00	1	0	0	0	0	3.0	1	0	0	0	0	0-0	2	1	0
2015	Tacoma	0	1	5.31	21	2	0	0	0	42.1	46	25	25	5	1	18-0	29	3	0
	Jackson	2	1	3.03	15	1	0	0	0	32.2	29	12	11	1	0	11-0	31	0	0
2016	Jackson	1	1	3.44	14	4	0	0	0	34.0	37	17	13	0	1	10-0	37	2	3
	Tacoma	2	2	3.55	23	1	0	0	7	38.0	39	18	15	5	0	9-0	47	0	0
2017	Durham	6	1	1.45	41	2	0	0	2	68.1	49	14	11	2	0	16-1	78	4	0
	Tampa Bay	0	1	1.76	15	0	0	0	0	15.1	13	4	3	2	0	6-1	14	1	0
2018	Tampa Bay	3	2	7.75	33	3	0	0	0	38.1	54	34	33	7	1	17-5	30	1	0
	Durham	6	0	2.74	21	1	0	0	2	46.0	41	17	14	3	1	12-0	58	3	0
2019	Durham	2	1	1.93	27	1	0	0	6	37.1	24	9	8	3	2	6-1	55	1	0
	Tampa Bay	1	0	4.17	37	7	0	0	0	49.2	51	25	23	7	2	12-0	58	2	0
Minor League Totals		30	14	3.71	275	13	0	0	27	494.1	502	232	204	45	11	152-5	555	28	4
Major League Totals		4	3	5.14	85	10	0	0	0	103.1	118	63	59	16	3	35-6	102	4	0

1: Signed by the Seattle Mariners as a non-drafted free agent, August 21, 2011...signed by Joe Ross. 2: Acquired by the Tampa Bay Rays along with 1B Dalton Kelly and RH Dylan Thompson from Seattle in exchange for INF/OF Richie Shaffer and INF/OF Taylor Motter, November 18, 2016.

CAREER FIELDING

YEAR	POSITION	PCT	G	PO	A	E	TC	DP
2017	Pitcher	1.000	15	1	1	0	2	0
2018	Pitcher	1.000	33	0	2	0	2	0
2019	Pitcher	1.000	37	4	4	0	8	0
Totals		1.000	85	5	7	0	12	0

CAREER BATTING

YEAR	CLUB	AVG	AB	R	H	2B	3B	HR	RBI	SH	SF	HB	BB-I	SO	SB	CS	GDP	OBP	SLG
2018	Tampa Bay	.000	1	0	0	0	0	0	0	0	0	0	0-0	1	0	0	0	.000	.000

LEFT-RIGHT BREAKDOWN

	2019				CAREER			
	AVG	AB	H	HR	AVG	AB	H	HR
vs. Left	.317	63	20	3	.266	139	37	5
vs. Right	.237	131	31	4	.296	274	81	11



8

INFIELDER / OUTFIELDER

BRANDON LOWE

Brandon Norman Lowe (rhymes with "now")

BATS LEFT

THROWS RIGHT

HEIGHT 5'10"

WEIGHT 185

OPENING DAY AGE 25

MAJOR LEAGUE SERVICE 1 year, 58 days

BORN 7/6/94 in Suffolk, VA

RESIDES Franklin, TN

CONTRACT STATUS Second year of a six-year contract plus two club options for 2025 and 2026

SIGNING SCOUT Lou Wieben (Rays)

ACQUIRED Selected in the third round of the 2015 June Draft



X-RAY REPORT

- Brandon maximizes the power potential in his body by implementing a regular routine of drills using bands and bungee cords to promote posture, balance and the transfer of energy...he uses these and other tools to create awareness and feel with his swing.
- He and his wife, Madison, are in the process of building a country home in Franklin, Tenn. ...they live there in the offseason with their puppy, Collie, a miniature bernedoodle—a mix of a Bernese mountain dog and poodle.
- Brandon launched the "Home Runs for Hope" program in 2019...for each home run Brandon hits, he and Madison donate \$100 to the Crisis Center of Tampa Bay, matched by the Rays Baseball Foundation...his 17 HR raised \$3,400 last season...mental health has heavily impacted his family and he wants to ensure no one feels helpless when dealing with mental health issues.
- Brandon discovered his key to success while in the minor leagues, which he shared with the *Tampa Bay Times*... "A big thing has been eating applesauce. When I got to Triple-A Durham, I was struggling and they had those GoGo squeezes in the fridge and I was like, 'Ah, applesauce. I haven't had a lot of fruits lately.' Had one, ended up hitting a home run. Had three hits that day. And I was like, 'I've got to have applesauce tomorrow.' The next day, I hit two home runs, and I just absolutely took off."

2019 SEASON

- Named an AL All-Star...voted the club's Outstanding Rookie by the Tampa Bay Chapter of the BBWAA...his 17 HR ranked 3rd in club history for a rookie, behind Evan Longoria (27) in

2008 and Jonny Gomes (21) in 2005, despite 68 games on the injured list.

- Finished 3rd in the AL Rookie of the Year race behind unanimous winner HOU Yordan Álvarez and BAL John Means.
- Min. 300 PA, his .514 SLG was the 2nd-highest in AL history by a rookie middle infielder, behind BOS Nomar Garciaparra (.534) in 1997.

2019 A.L. ROOKIE OF THE YEAR BALLOTING

	1ST	2ND	3RD	PTS
Yordan Álvarez, HOU	30			150
John Means, BAL		16	5	53
Brandon Lowe, TB	6	9	27	
Eloy Jiménez, CWS	4	8	20	
Cavan Biggio, TOR	2	1	7	
Luis Arraez, MIN	1	2	5	
Vladimir Guerrero Jr., TOR		1	2	5
Oscar Mercado, CLE			3	3

MOST HOME RUNS, ROOKIE, RAYS HISTORY

Evan Longoria, 2008	27 (448 AB)
Jonny Gomes, 2005	21 (407 AB)
Brandon Lowe, 2019	17 (296 AB)

HIGHEST SLG, ROOKIE MIDDLE INFIELDER, A.L. HISTORY (MIN. 300 PA)

Nomar Garciaparra, BOS, 1997	.534
Brandon Lowe, TB, 2019	.514
Carlos Correa, HOU, 2015	.512
Joe Gordon, NYY, 1938	.502
Gil McDougald, NYY, 1951	.488

- Since 2005, only three other AL rookie middle infielders have matched his home run total: NYY Gleyber Torres (24) in 2018, HOU Carlos Correa (22) in 2015 and CWS Alexei Ramirez (21) in 2008.



- Fouled a ball off his right shin on July 2 vs. BAL, sustaining a right shin bone bruise, then was removed from his Aug 21 rehab game with Triple-A Durham with a left quadriceps strain, a separate and unrelated injury...reinstated from the 60-day IL on Sep 22, appearing in 6 games (5 starts) to end the season.
- At the time of his injury, led the Rays with 16 HR and 49 RBI and ranked 2nd among major league rookies in both categories...his 16 HR tied Evan Longoria in 2008 for the most by a Rays rookie before the All-Star break...was on pace to break the club rookie record for homers before his injury.
- In *Baseball America's* annual Best Tools survey of major league managers, coaches and executives, was ranked as the AL's 2nd-best Defensive Second Baseman behind NYY DJ LeMahieu.
- On March 20, signed a six-year contract through 2024, with club options for the 2025 and 2026 seasons...the deal will pay him at least \$24 million, and up to \$49 million if options are exercised and incentives are reached...it was the fourth time the Rays signed a player with less than a year of service time to a long-term extension, following Chris Archer (2014), Matt Moore (2011) and Evan Longoria (2008).
- Named AL Rookie of the Month for April, the first Ray to win it since Wil Myers in September 2013...the winners were based on stats covering both March and April...led AL rookies in March/April with a .289 avg., .350 OBP, .567 SLG, .917 OPS, 17 runs, 26 hits, 6 HR, 12 XBH and 17 RBI.
- Made his first Opening Day roster, starting at designated hitter and batting cleanup.
- On April 12 at TOR, hit a pair of 2-run homers for the first multi-HR game of his career...his first homer reached the 500 Level at Rogers Centre, becoming the smallest player, by both height and weight, ever to homer to the 500 Level.
- His 6 HR in April were a club rookie record, passing Steven Souza Jr. (4) in 2015.
- On May 2 at KC, hit a 2-run homer in the 9th inning off Wily Peralta to give the Rays a 3-1 lead...the homer came just minutes after he was named the AL Rookie of the Month for April.
- On May 8 vs. ARI, struck out five times in a 13-inning loss, the first 5-SO game in club history...from May 8-10 vs. ARI/NYY, struck out in eight straight plate appearances to tie Tomás Pérez from April 28-30, 2006 for the club record.
- Hit safely in 12 consecutive games from April 22-May 8, one shy of tying the longest hitting streak by a rookie in franchise history.

- Won the Al Lopez Award, presented to the club's most outstanding rookie in spring training...led the Grapefruit League with 8 2B, ranked 2nd with 17 RBI, tied for 2nd with 11 XBH, tied for 3rd with 20 hits and ranked 3rd with 37 total bases...hit .377/.411/.698 (20-for-53) in 16 games.
- **ALL-STAR GAME:** Added to the AL All-Star Team as an injury replacement for LAA Tommy La Stella, but did not play due to his own injury...despite his injury, went to Cleveland to enjoy the All-Star Game festivities and experience but endured an upsetting moment when veteran broadcaster Joe Buck mispronounced his name during pregame introductions.
- Became the fourth rookie in franchise history selected to the All-Star Team, joining Evan Longoria in 2008, Lance Carter in 2003 and Rolando Arrojo in 1998.
- **POSTSEASON:** Entered the AL Wild Card Game at OAK as a pinch-hitter in the 3rd inning and remained in the game at second base...started the first 4 games of the ALDS...in Game 1 at HOU, made a 5th-inning error leading to two unearned runs...in Game 3 vs. HOU, homered off Zack Greinke on the first pitch of the 4th inning.

Man, he can hit a ball a long way and really hard. His wrists...he just whips the ball. He may not look the part, but he generates tremendous power.

KEVIN CASH
| Rays Inside Pitch |

CAREER HIGHLIGHTS

- In 2018, selected from Durham on Aug 4 and remained with the Rays through season's end, his first career major league action...appeared in 43 games and made 36 starts (24-2B, 7-LF, 5-RF).
- Totaled 28 HR and 101 RBI between Double-A Montgomery, Durham and the Rays.
- Hit .297/.391/.558 (113-for-380) with 31 2B, 22 HR and 76 RBI in 100 games between Montgomery and Durham, earning a June 7 promotion to the Triple-A level...at the time of his selection to the majors, his 31 2B tied for 7th among all minor leaguers and his 54 XBH ranked 5th.
- Began his major league career hitless through 19 AB, the 2nd-longest to begin a career in club history behind Stephen Vogt (0-for-25) in 2012...



after snapping the skid on Aug 15, hit .273/.357/.527 (30-for-110) with 6 HR and 25 RBI in 37 games (30 starts) through season's end.

- ◆ On Aug 5 vs. CWS, became the second player since Baseball Reference data is available (1908) to play both left field and second base in his major league debut, following OAK Tyler Ladendorf on April 8, 2015 vs. TEX.
- ◆ On Aug 15 at NYY, recorded his first career hit, a 2nd-inning RBI single off Luis Cessa...on Aug 28 at ATL, hit his first career home run, on a 2-2 pitch from Julio Teheran in the 6th inning.
- ◆ Began the season with Montgomery and was named to the Southern League midseason All-Star Team...ranked 2nd among Rays minor leaguers with 22 HR and tied for 4th with 76 RBI.
- ◆ Named to the Rays Organizational All-Star Team by MLB.com for a second consecutive year.
- ◆ Ranked by *Baseball America* as the No. 93 overall prospect in the minors following the season...was the No. 8 prospect in the Rays system...named by the publication to its Triple-A All-Star Team.
- ◆ In **2017**, became the first player in Stone Crabs history to win the Florida State League Most Valuable Player Award...named Most Valuable Player for Class-A Charlotte by the Rays Baseball Operations department.
- ◆ Selected to the FSL midseason All-Star Team...despite a stint on the injured list and an Aug 2 promotion to Montgomery, tied for the FSL lead with 34 2B and ranked 3rd with 46 XBH.
- ◆ Named the Rays Minor League Hitter of the Month for May, batting .308 (28-for-91) with 9 2B, 6 HR and 14 RBI.
- ◆ Played 16 games for the Surprise Saguaros in the Arizona Fall League.
- ◆ Ranked by *Baseball America* as the No. 16 prospect in the Rays system following the season.
- ◆ In **2016**, began his professional career with Class-A Bowling Green.

AMATEUR CAREER

- ◆ Selected out of the University of Maryland...as a redshirt sophomore, helped lead the Terrapins to a program-record 42 wins and a second consecutive appearance in the NCAA Super Regionals...suffered a broken fibula in their final game of the season, rounding first base on a single...expected to be passed over in the draft and was on crutches when he learned he was taken by the Rays in the third round.
- ◆ Ranked by *Baseball America* as the No. 2 second baseman in the draft.



KEVIN SABITUS / TAMPA BAY RAYS

- ◆ Hit .331 (83-for-251) with 18 2B, 9 HR, 53 RBI and 11 SB as a redshirt sophomore...led the team in doubles, tied for the team lead in RBI and stolen bases and ranked 2nd in home runs.
- ◆ Missed his freshman season at Maryland due to a torn ACL.

CAREER HIGHS

HITS

3, 5x-last 7/2/19 vs. BAL

HITTING STREAK

12G, 4/22/19 - 5/8/19

HOME RUNS

2, 2x-last 6/9/19 at BOS

RBI

4, 4/12/19 at TOR

RUNS

3, 2x-last 6/9/19 at BOS

WALKS

2, 4x-last 9/28/19 at TOR

STRIKEOUTS

5, 5/8/19 vs. ARI

STOLEN BASES

1, 7x-last 7/2/19 vs. BAL

HOME RUN HIGHLIGHTS

MULTI-HR GAMES (2)

2 - 6/9/19 at BOS; 4/12/19 at TOR

LEADOFF (1)

5/7/19 vs. ARI (Taylor Clarke)



CAREER BATTING

YEAR	CLUB	AVG	G	AB	R	H	2B	3B	HR	RBI	SH	SF	HB	BB-I	SO	SB	CS	GDP	OBP	SLG
2016	Bowling Green	.248	107	379	67	94	15	3	5	42	3	2	5	60-1	77	6	3	6	.357	.343
2017	Charlotte	.311	90	315	62	98	34	3	9	46	0	2	3	47-2	65	6	3	2	.403	.524
	Montgomery	.253	24	95	8	24	5	1	2	12	1	2	1	2-0	26	1	1	0	.270	.389
2018	Montgomery	.291	54	199	37	58	17	1	8	41	0	3	3	35-1	55	8	2	3	.400	.508
	Durham	.304	46	181	36	55	14	0	14	35	0	1	1	22-0	47	0	1	1	.380	.613
	Tampa Bay	.233	43	129	16	30	6	2	6	25	0	1	2	16-0	38	2	1	3	.324	.450
2019	Tampa Bay	.270	82	296	42	80	17	2	17	51	0	1	5	25-0	113	5	0	1	.336	.514
	GCL Rays	.000	2	4	0	0	0	0	0	0	0	0	0	0-0	2	0	0	0	.000	.000
	Charlotte	.167	2	6	2	1	1	0	0	2	0	0	1	1-0	0	0	0	0	.375	.333
	Durham	.143	2	7	0	1	0	0	0	0	0	0	0	0-0	2	0	0	0	.143	.143
Minor League Totals		.279	327	1186	212	331	86	8	38	178	4	10	14	167-4	274	21	10	12	.372	.461
Major League Totals		.259	125	425	58	110	23	4	23	76	0	2	7	41-0	151	7	1	4	.333	.494

1: Selected by the Tampa Bay Rays in the third round of the 2015 June Draft...signed by Lou Wieben.

CAREER FIELDING

YEAR	POSITION	PCT	G	PO	A	E	TC	DP
2018	Second Base	.990	28	47	57	1	105	19
	Left Field	1.000	11	8	0	0	8	0
	Right Field	1.000	5	8	0	0	8	0
2019	Second Base	.989	69	107	161	3	271	49
	First Base	1.000	5	38	3	0	41	4
	Right Field	1.000	5	3	0	0	3	0
	Left Field	1.000	2	2	0	0	2	0
Totals	Second Base	.989	97	154	218	4	376	68
	Left Field	1.000	13	10	0	0	10	0
	Right Field	1.000	10	11	0	0	11	0
	First Base	1.000	5	38	3	0	41	4

POSTSEASON BATTING

YEAR	SERIES	CLUB	AVG	G	AB	R	H	2B	3B	HR	RBI	SH	SF	HB	BB-I	SO	SB	CS	GDP	OBP	SLG
2019	ALWC	TB vs. OAK	.000	1	3	0	0	0	0	0	0	0	0	0	0-0	2	0	0	0	.000	.000
	ALDS	TB vs. HOU	.250	4	16	1	4	1	0	1	1	0	0	0	1-0	8	0	0	0	.294	.500
Postseason Totals			.211	5	19	1	4	1	0	1	1	0	0	0	1-0	10	0	0	0	.250	.421

ALL-STAR GAME BATTING

YEAR	CLUB	AVG	G	AB	R	H	2B	3B	HR	RBI	SH	SF	HB	BB-I	SO	SB	CS	GDP	OBP	SLG
2019	AL, Cleveland																			

Selected--Did Not Play (Injured)

LEFT-RIGHT BREAKDOWN

	2019										CAREER									
	AVG	AB	H	HR	RBI	AVG	AB	H	HR	RBI										
vs. Left	.242	66	16	3	9	.224	98	22	6	17										
vs. Right	.278	230	64	14	42	.269	327	88	17	59										



35

FIRST BASEMAN

NATE LOWE

David Nathaniel Lowe (low)



BATS LEFT

THROWS RIGHT

HEIGHT 6'4"

WEIGHT 220

OPENING DAY AGE 24

MAJOR LEAGUE SERVICE 70 days

BORN 7/7/95 in Norfolk, VA

RESIDES Montverde, FL

CONTRACT STATUS Signed through 2020

SIGNING SCOUT Rickey Drexler (Rays)

ACQUIRED Selected in the 13th round of the 2016 June Draft

X-RAY REPORT

- While a senior at Pope High School in Marietta, Ga., Nate hit a walk-off grand slam in Game 1 of the best-of-three state championship series... Pope won handily in Game 2 to take the title.
- Nate's younger brother, Josh, was selected by the Rays in the first round (13th overall) of the 2016 June Draft...it marked the third time in club history the Rays selected brothers in the same draft...the two spent time as teammates with Class-A Charlotte in 2018.
- On April 29 last year, Josh's game with Double-A Montgomery began at 10:39 a.m. and ended early enough to allow him to fly from Alabama to Kansas City in time to join their parents in watching Nate make his major league debut later that evening.
- Nate has spent the last five New Year's Days on mission trips to the Bahamian island of Eleuthera (eh-LOOTH-er-uh)...the annual trip lasts eight days and centers around ministry to young people...the group spends time with local kids, playing soccer and basketball.
- His father, David, was selected in the fifth round by the Mariners in 1986, but instead accepted an appointment to the U.S. Naval Academy...David played football and baseball for four years at Navy as a linebacker and right-handed pitcher... he went on to serve as a Navy pilot for 20 years.

2019 SEASON

- Appeared in 50 games and made 36 starts (19-1B, 16-DH, 1-3B) over four stints with the Rays...was on the active roster from April 29-May 8, June 1, July 4-31 and Sep 1 through season's end.
- Six of his 7 HR came with runner(s) on base... home runs accounted for 13 of his 19 RBI.

- Was the first player in club history with 5 HR within his first 17 career games.
- Hit .319/.357/.495 (29-for-91) with 3 HR in 26 games (21 starts) on the road, but only .180/.282/.393 (11-for-61) with 4 HR at home.
- Selected from Triple-A Durham on April 29 and made his major league debut that night as the designated hitter in Kansas City...doubled in the 8th inning off Scott Barlow for his first hit.
- On July 5 vs. NYY, hit his first career homer, a solo shot off Masahiro Tanaka in the 4th inning to end a 10-pitch at-bat...according to Stats LLC, became the first player in the majors to end an at-bat of 10 pitches (or more) with his first career homer since TB Tim Beckham (10 pitches) on April 11, 2015 at MIA.
- On July 6 vs. NYY, homered in a second consecutive game, a go-ahead, 2-run shot in the 7th inning...became the third rookie in franchise history with a go-ahead homer in the 7th inning (or later) against the Yankees, following walk-off homers by Jake Bauers on June 24, 2018 and Reid Brignac on Sep 13, 2010.
- Named AL Player of the Week for July 8-14, becoming the second Rays rookie in club history to win it, joining Evan Longoria from June 23-29, 2008...hit .471/.500/1.059 (8-for-17) with 12B, 3 HR and 7 RBI in 4 games (all starts).
- On July 12 at BAL, recorded a career-high 4 hits, including a 2-run homer off Gabriel Ynoa in the 2nd inning.
- On July 13 at BAL (G2), he and Mike Brosseau both recorded multi-HR games, and they went back-to-back in the 9th inning...according to Stats LLC, they became the fourth pair of rookie teammates with multiple homers in the same game, joining DET John Hicks and JaCoby Jones on Sep 5, 2017 vs. KC, CIN Jay Bruce and Joey



Votto on Sep 19, 2008 vs. MIL and CHC Dee Fondy and Randy Jackson on May 16, 1951 vs. BRO...it was the first time in club history the Rays got back-to-back homers from rookies.

- ◆ Became the first player in franchise history with a multi-HR game within his first 17 career games—until Brosseau (11th game) passed him on the very next pitch.
- ◆ On Sep 21 vs. BOS, hit a walk-off, 2-run homer in the 11th inning, the first walk-off hit of his career...was the third time in club history the Rays homered in extras to turn their deficit into a walk-off win, following Johnny Damon on April 4, 2011 vs. MIN (10th inning) and Kevin Stocker on May 12, 1998 vs. CLE (14th inning)... was the first rookie to deliver a walk-off homer in this fashion since SD Hunter Renfroe on May 15, 2017 vs. MIL and the first AL rookie since BAL Nolan Reimold on May 27, 2009 vs. TOR.
- ◆ Hit .289/.421/.508 (95-for-329) with 24 2B, 16 HR, 63 RBI and 72 BB in 93 games with the Bulls... at the time of his Sep 1 recall, was tied for 2nd in the International League with 72 BB, ranked 2nd in on-base pct. behind teammate Jake Cronenworth (.436) and 5th with a .929 OPS.

CAREER HIGHLIGHTS

- ◆ In 2018, named Minor League Player of the Year by the Rays Baseball Operations department... led Rays minor leaguers with 27 HR and 102 RBI and ranked 3rd with a .330 avg. ...his 102 RBI were the most by a Rays minor leaguer since Stephen Vogt (105) in 2011.
- ◆ Hit .330/.416/.568 (159-for-482) in 130 games between Charlotte, Montgomery and Durham.
- ◆ Named the Rays Minor League Hitter of the Month for both April and May.
- ◆ Named to the Florida State League midseason All-Star Team.
- ◆ Hit cleanup for the U.S. team in the Futures Game in July at Nationals Park.
- ◆ At the time of his June 7 promotion to Montgomery, led the FSL with a .356 avg., 44 RBI and 25 XBH.
- ◆ Promoted to Durham on Aug 8 and helped the Bulls win the Governors' Cup, batting .267 (8-for-30) with 1 HR and 6 RBI in the International League postseason.
- ◆ Named to the Rays Organizational All-Star Team by MLB.com.
- ◆ Ranked by *Baseball America* as the No. 97 overall prospect in the minors following the season... was the No. 9 prospect in the Rays system...

the publication also tabbed him as the Best Defensive First Baseman in the FSL in its Best Tools survey.

- ◆ Began the 2017 season with Class-A Bowling Green and was named to the Midwest League midseason All-Star Team.
- ◆ Transferred to Charlotte on June 27.
- ◆ Hit .274/.373/.388 (110-for-402) with 7 HR and 59 RBI between the two levels.
- ◆ In 2016, spent his first professional season with Short-A Hudson Valley...named to the New York-Penn League midseason All-Star Team.
- ◆ Ranked 5th in the NYPL with a .300 avg., which was 4th among Rays minor leaguers...ranked among NYPL leaders in doubles (18, tied for 3rd), hits (74, 4th), extra-base hits (24, tied for 4th), slugging pct. (.437, 5th) and total bases (108, 5th).

AMATEUR CAREER

- ◆ Selected out of Mississippi State University, where he played for one season after transferring from St. Johns River (Fla.) Community College...began his collegiate career at Mercer (N.J.) Community College.
- ◆ Chose Mississippi State over offers from Florida State, South Florida and Central Florida, among others...went to Pope High School in Marietta, Ga., where he broke school records for doubles and homers his senior season.

CAREER HIGHS

HITS

4, 7/12/19 at BAL

HITTING STREAK

5G, 4/29/19 - 5/3/19

HOME RUNS

2, 7/13/19 at BAL (G2)

RBI

4, 7/13/19 at BAL (G2)

RUNS

2, 7x-last 9/27/19 at TOR

WALKS

2, 7/4/19 vs. NYY

STRIKEOUTS

4, 7/7/19 vs. NYY

HOME RUN HIGHLIGHTS

MULTI-HR GAMES (1)

2 - 7/13/19 at BAL (G2)

WALK-OFF (1)

9/21/19 vs. BOS (Josh Smith)



CAREER BATTING

YEAR	CLUB	AVG	G	AB	R	H	2B	3B	HR	RBI	SH	SF	HB	BB-I	SO	SB	CS	GDP	OBP	SLG
2016	Hudson Valley	.300	67	247	26	74	18	2	4	40	0	3	5	30-0	39	1	0	10	.382	.437
2017	Bowling Green	.293	63	229	34	67	13	0	5	35	0	3	1	36-0	53	0	1	3	.387	.415
	Charlotte	.249	52	173	21	43	10	1	2	24	0	1	1	28-1	53	1	1	3	.355	.353
2018	Charlotte	.356	51	194	39	69	15	0	10	44	0	0	1	25-1	33	0	0	3	.432	.588
	Montgomery	.340	51	188	36	64	11	0	13	42	0	1	1	35-4	30	1	1	6	.444	.606
	Durham	.260	28	100	18	26	6	1	4	16	0	0	2	8-1	27	0	0	0	.327	.460
2019	Durham	.289	93	329	63	95	24	0	16	63	0	1	4	72-1	82	1	0	11	.421	.508
	Tampa Bay	.263	50	152	24	40	8	0	7	19	0	2	2	13-0	50	0	0	4	.325	.454
Minor League Totals		.300	405	1460	237	438	97	4	54	264	0	9	15	234-8	317	4	3	36	.400	.483
Major League Totals		.263	50	152	24	40	8	0	7	19	0	2	2	13-0	50	0	0	4	.325	.454

1: Selected by the Tampa Bay Rays in the 13th round of the 2016 June Draft...signed by Rickey Drexler.

CAREER FIELDING

YEAR	POSITION	PCT	G	PO	A	E	TC	DP
2019	First Base	.994	21	158	5	1	164	11
	Third Base	1.000	4	1	0	0	1	0

LEFT-RIGHT BREAKDOWN

	2019					CAREER				
	AVG	AB	H	HR	RBI	AVG	AB	H	HR	RBI
vs. Left	.292	24	7	2	5	.292	24	7	2	5
vs. Right	.258	128	33	5	14	.258	128	33	5	14



WILL VRAGOVIC / TAMPA BAY RAYS



13

OUTFIELDER

MANUEL MARGOT

Manuel Margot Gómez (mahr-GO)



BATS **RIGHT**

THROWS **RIGHT**

HEIGHT **5'11"**

WEIGHT **180**

OPENING DAY AGE **25**

MAJOR LEAGUE SERVICE **3 years, 12 days**

BORN **9/28/94 in San Cristobal, DR**

RESIDES **San Cristobal, DR**

CONTRACT STATUS **Signed through 2020**

SIGNING SCOUT **Manny Nanita and Craig Shipley (Red Sox)**

ACQUIRED **From the San Diego Padres along with C/OF Logan Driscoll in exchange for RH Emilio Pagán, 2/8/20**

X-RAY REPORT

- Manuel twice made headlines late in his rookie season for his large pieces of bubble gum...in an August game against the Phillies, his gum fell out of his mouth and caused a brief delay when the batter and pitcher noticed it on the center field grass...just over a month later, he managed to keep his gum in his mouth but casually blew a bubble while tracking down a fly ball.
- Manuel began riding horses at a young age...he was afforded the opportunity to do so as his father, Emmanuel, worked on a farm...he still finds time to ride his own horse named Pencoté...he described it as his "favorite thing to do" to the *San Diego Union-Tribune*.
- Manuel has nine brothers and two sisters...three of his brothers signed minor league deals in the states before him: Emilio (Dodgers), "Junior" (Indians) and Pedro (Athletics).
- Manuel and his wife, Rachell, married on Christmas Eve 2016...they have two sons, Diamond (2) and Matthew (born April 2019).

- His 20 SB ranked 9th in the NL...was successful on 20 of 24 attempts, 6th-best rate in the NL.
- Hit .330/.420/.466 (34-for-103) against lefties, 7th in the NL in avg. and 6th in on-base pct. (min. 100 AB)...in comparison, hit only .200/.260/.359 (59-for-295) against right-handed pitchers.
- Was on the paternity list from April 19-20 for the birth of his second son, Matthew.
- On Aug 3 at LAD, hit the first pinch-hit homer of his career in the 8th inning off Walker Buehler.
- Played for the Toros del Este in the Dominican Winter League for a sixth consecutive year.

CAREER HIGHLIGHTS

- In **2018**, led Padres outfielders with 123 starts, 1,111 innings and a .990 fielding pct. ...missed 9 games from April 11-20 with bruised ribs.
- Tied for 4th in the NL with a career-high 8 3B.
- Hit .304 (56-for-184) with runners on base and .313 (30-for-96) with RISP.
- On July 8 at ARI, became the first Padres outfielder to reach base safely six times since Tony Gwynn (6) on Aug 4, 1993 vs. SF...recorded a career-high 5 hits in the 16-inning win...at 23 years, 283 days, was the youngest Padres outfielder with a 5-hit game since Leron Lee in 1971.
- Hit safely in a career-high 10 consecutive games from July 13-29, batting .378 (14-for-37).
- In **2017**, finished 6th in the NL Rookie of the Year race, receiving one second-place vote and two third-place votes...achieved this despite missing over a month with a right calf strain.
- Made his first career Opening Day roster...led NL rookies with 39 multi-hit games and 17 SB.

2019 SEASON

- Appeared in 151 games and made 98 starts, all in center field, in his third full season at the major league level...established career highs in games, runs (59), walks (38) and stolen bases (20) while his 12 HR were one shy of tying a career high.
- Ranked 2nd among NL center fielders with a .992 fielding pct., trailing MIL Lorenzo Cain (.994)...ranked 7th among major league outfielders in StatCast's "Outs Above Average" metric (11) and 4th in its metric measuring best outfielder "jumps" at +1.6 feet above average.



- Tied for 5th in the NL with 7 3B.
- Ended the season with four leadoff homers, tied for 3rd in the NL and the most by a major league rookie since LAA Mike Trout (5) and CIN Zack Cozart (4) in 2012...was the 2nd-most in Padres history behind Will Venable (5) in 2011 and the most by a Padres rookie.
- In the Padres home opener on April 7 vs. SF, his first career homer was a leadoff shot off Matt Cain...homered again in the 3rd inning, joining Carmelo Martinez in 1985 as the only Padres with multiple homers in the home opener...at 22 years, 191 days, was the youngest with a multi-HR game for the Padres since César Crespo (22 years, 124 days) on Sep 24, 2001 at COL.
- Hit a second leadoff homer on April 11 at COL, becoming the first rookie with two in his team's first 9 games since CHC Lou Brock in 1962.
- Named NL Player of the Week for July 24-30, batting .500 (14-for-28) with 2 2B, 1 3B, 3 HR and 6 RBI...recorded multiple hits in six of his 7 games...the honor came on the heels of his July 23 reinstatement from the paternity list.
- Selected to *Baseball America's* All-Rookie Team, alongside outfielders BOS Andrew Benintendi and NYY Aaron Judge.
- In 2016, spent the entire minor league season with Triple-A El Paso but recalled on Sep 21 and appeared in 10 games and made 8 starts for the Padres, his first career major league action.
- Made his major league debut as a pinch-runner on Sep 21 vs. ARI...the next day vs. SF, made his first start and went 0-for-4...his first career hit came on Sep 24 vs. SF, a single off Derek Law.
- Led the Pacific Coast League with 12 3B, tied for 1st with 98 runs and ranked 5th with 30 SB...also led the league with 18 outfield assists.
- Ranked among Padres minor leaguers in triples (1st), runs (tied for 1st) and stolen bases (2nd).
- For a second straight year, started in center field for the World Team in the Futures Game in July...robbed Cardinals prospect Carson Kelly of a home run in right-center field.
- Named to the Pacific Coast League postseason All-Star Team and the Padres Organizational All-Star Team by MLB.com.
- Named Most Valuable Player of the Pacific Coast League postseason, helping El Paso win the league title...hit .350/.409/.650 (14-for-40) with 3 2B, 3 3B, 1 HR and 4 RBI in 9 games.
- Ranked by *Baseball America* as the No. 24 overall prospect in the minors following the season, his

third straight year among the Top 100...was the No. 2 prospect in the Padres system.

- Split the 2015 season—his last in the Red Sox system—between Class-A Salem and Double-A Portland, batting .276 (121-for-439) with 6 HR and 50 RBI...led Red Sox minor leaguers with 73 runs and ranked 2nd with 39 SB.
- Began the season on a stretch of 62 consecutive at-bats without a strikeout.
- Named Eastern League Player of the Week for Aug 31-Sep 7 after hitting for the cycle on Sep 6 vs. New Britain (Rockies).
- Acquired by the Padres on Nov 13 as the key piece of the Craig Kimbrel trade.
- In 2014, was one of five minor leaguers with at least 10 HR and 40 SB...split the season between Class-A Greenville and Salem...led Red Sox minor leaguers with 42 SB.
- In 2013, tied for 6th in the New York-Penn League with 18 SB despite left knee tendinitis that sidelined him from July 25-Aug 15.
- In 2012, began his professional career with the DSL Red Sox...his 33 SB ranked 3rd in the league and 3rd among Red Sox minor leaguers...won the organization's Latin American program Player of the Year Award.
- Recorded 6 RBI in his first professional game with a single, triple and home run.

CAREER HIGHS

HITS

5, 7/8/18 at ARI

HITTING STREAK

10G, 7/13/18 - 7/29/18

HOME RUNS

2, 2x-last 8/11/17 at LAD

RBI

5, 8/7/18 at MIL

RUNS

3, 2x-last 8/22/17 at STL

WALKS

4, 7/13/19 vs. ATL

STRIKEOUTS

3, 6x-last 9/28/19 at ARI

STOLEN BASES

2, 5x-last 7/24/19 at NYM

HOME RUN HIGHLIGHTS

MULTI-HR GAMES (2)

2 - 8/11/17 at LAD; 4/7/17 vs. SF

LEADOFF (6)

4/14/19 at ARI (Zack Greinke); 6/24/18 at SF (Derek Rodríguez); 7/27/17 vs. NYM (Chris Flexen); 5/13/17 at CWS (Dylan Covey); 4/11/17 at COL (Antonio Senzatela); 4/7/17 vs. SF (Matt Cain)

PINCH-HIT (1)

8/3/19 at LAD (Walker Buehler)



CAREER BATTING

YEAR	CLUB	AVG	G	AB	R	H	2B	3B	HR	RBI	SH	SF	HB	BB-I	SO	SB	CS	GDP	OBP	SLG
2012	DSL Red Sox	.285	68	260	49	74	10	7	4	45	0	5	8	36-1	25	33	9	5	.382	.423
2013	Lowell	.270	49	185	29	50	8	2	1	21	5	3	1	22-1	40	18	8	0	.346	.351
2014	Greenville	.286	99	370	61	106	20	5	10	45	4	0	2	37-0	49	39	13	7	.355	.449
	Salem	.340	16	50	4	17	5	0	2	14	1	2	1	2-0	5	3	2	1	.364	.560
2015	Salem	.282	46	181	35	51	6	5	3	17	2	3	1	11-0	15	20	5	4	.321	.420
	Portland	.271	64	258	38	70	21	4	3	33	0	2	1	21-1	36	19	8	4	.326	.419
2016	El Paso	.304	124	517	98	157	21	12	6	55	5	4	4	36-0	64	30	11	2	.351	.426
	San Diego	.243	10	37	4	9	4	1	0	3	0	0	0	0-0	7	2	0	0	.243	.405
2017	San Diego	.263	126	487	53	128	18	7	13	39	1	4	2	35-0	106	17	7	6	.313	.409
	El Paso	.150	5	20	1	3	0	1	0	4	0	0	0	3-0	4	2	0	0	.261	.250
2018	San Diego	.245	141	477	50	117	26	8	8	51	1	7	2	32-4	88	11	10	9	.292	.384
	San Diego	.234	151	398	59	93	19	3	12	37	3	0	2	38-1	88	20	4	6	.304	.387
Minor League Totals		.287	471	1841	315	528	91	36	29	234	17	19	18	168-3	238	164	56	23	.349	.423
Major League Totals		.248	428	1399	166	347	67	19	33	130	5	11	6	105-5	289	50	21	21	.301	.394

1: Signed by the Boston Red Sox as a free agent, July 2, 2011...signed by Manny Nanita and Craig Shipley. 2: Acquired by the San Diego Padres along with LH Logan Allen, INF Carlos Asuaje and RH Javy Guerra from Boston in exchange for RH Craig Kimbrel, November 13, 2015. 3: Acquired by the Tampa Bay Rays along with C/OF Logan Driscoll from San Diego in exchange for RH Emilio Pagán, February 8, 2020.

CAREER FIELDING

YEAR	POSITION	PCT	G	PO	A	E	TC	DP
2016	Center Field	1.000	9	26	0	0	26	0
	Right Field	1.000	1	5	0	0	5	0
2017	Center Field	.989	123	273	6	3	282	0
2018	Center Field	.990	136	286	2	3	291	0
2019	Center Field	.992	135	249	2	2	253	0
Totals	Center Field	.991	403	834	10	8	852	0
	Right Field	1.000	1	5	0	0	5	0

LEFT-RIGHT BREAKDOWN

	2019					CAREER				
	AVG	AB	H	HR	RBI	AVG	AB	H	HR	RBI
vs. Left	.330	103	34	2	7	.278	403	112	7	37
vs. Right	.200	295	59	10	30	.236	996	235	26	93

DID YOU KNOW?

ALL-STAR GAMES

The 2020 All-Star Game will be held on Tuesday, July 14 at Dodger Stadium in Los Angeles. It is the fourth time the Dodgers have hosted the Midsummer Classic, including the third time in Los Angeles and second at Dodger Stadium (1980). The Rays are the only current club yet to host one.

As of 2018, there will be no ESPN Sunday Night Baseball game on the Sunday before the All-Star Game, as stipulated in the latest update to the Collective Bargaining Agreement. On Thursday, July 16, the Giants will visit the Dodgers with the other 28 clubs resuming play on Friday. Prior to 2018, the baseball schedule was clear the Thursday following the All-Star Game.

The 2021 All-Star Game will be played at Truist Park in Atlanta.



40

FIRST BASEMAN

JOSÉ MARTÍNEZ

José Alberto Martínez

BATS **RIGHT**THROWS **RIGHT**HEIGHT **6'6"**WEIGHT **215**OPENING DAY AGE **31**MAJOR LEAGUE SERVICE **3 years, 27 days**BORN **7/25/88 in La Guaira, VEN**RESIDES **La Guaira, VEN**CONTRACT STATUS **Second year of a two-year contract through 2020**SIGNING SCOUT **Amador Arias (White Sox)**

ACQUIRED **From the St. Louis Cardinals along with OF Randy Arozarena and a Competitive Balance Round A draft selection in exchange for LH Matthew Liberatore, C Edgardo Rodriguez and a Competitive Balance Round B draft selection, 1/9/20**

X-RAY REPORT

- ◆ José developed his own brand of coffee along with Texas-based roaster Primos Coffee...the product line, called "Cafecito" after his own nickname, features his number, signature and silhouette on the packaging...in the Cardinals clubhouse, he often wore a T-shirt with his likeness emerging from a coffee cup and the words "Wake up with Cafecito"...more than 50 percent of the coffee's proceeds are donated to charity...the coffee line also has its own Instagram account (@primoscacafecito).
- ◆ His father, the late Carlos "Cafe" Martínez, played seven seasons in the major leagues and was responsible for the fly ball that famously bounced off of José Canseco's head for a home run in 1993...his father's nickname is the origin of his own, "Cafecito," which means "little coffee."
- ◆ Martínez's happiness and joy are infectious to those around him...former Rays and current Angels Manager Joe Maddon remarked: "Everything about him just draws you toward him. He's got an effervescence about him, there's no question." ...his own manager in St. Louis, Mike Shildt, said of him, "He has a natural enthusiasm for this game, for life. His glass isn't half-full—it's just full. And I describe him as a 'human Red Bull.'"
- ◆ In 2018, José developed a pregame tradition with fans...a teammate would point out a fan in the upper decks and José would attempt to throw them a ball...the practice became popular with teammates who would offer suggestions on which fan or dare him to try to reach the stadium's highest points...fans began to anticipate the practice and would stand in the upper deck as he approached.

- ◆ His younger brother, Teodoro, spent time in the Rangers and Yankees minor league systems.

2019 SEASON

- ◆ Appeared in 128 games and made 80 starts (68-RF, 8-DH, 4-LF) in his third full major league season...missed three weeks in August due to a right shoulder strain...played 18 games after his return but made only 2 starts.
- ◆ Hit .285/.343/.426 (69-for-242) with 8 HR and 31 RBI before the All-Star break, leading the team in avg. over that stretch...in the second half, hit .228/.333/.370 (21-for-92) with 2 HR and 11 RBI.
- ◆ Hit .329/.397/.600 (23-for-70) with 5 HR and 15 RBI vs. LHP...his .329 avg. would have ranked 4th in the NL if he qualified.
- ◆ Was used 42 times as a pinch-hitter, batting .211/.286/.368 (8-for-38) with 1 HR, 8 RBI and 4 BB...his pinch-hit home run came on June 14 at NYM, the third of his career.
- ◆ On April 11 vs. LAD, recorded a career-high-tying 4 hits...singled in his first 3 AB (2nd, 3rd, 5th innings) and doubled in the 6th.
- ◆ On July 2 at SEA, homered in the 1st and 6th innings for his fourth career multi-HR game.
- ◆ **POSTSEASON:** Hit .538 (7-for-13) with 2 2B and 3 RBI in 7 games (2 starts)...went 4-for-5 as a pinch-hitter, the most postseason pinch-hits by any player since STL Allen Craig (4) in 2011...started Games 3 and 4 of the NLCS in right field.
- ◆ In Game 1 of the ALCS vs. WAS, broke up Aníbal Sánchez's no-hitter with a pinch-hit single with 2 outs in the bottom of the 8th.
- ◆ Acquired by the Rays on Jan 9, 2020.



HIGHEST BATTING AVG. vs. LHP, ACTIVE PLAYERS (MIN. 250 AB)

Ozzie Albies, ATL	.355
Hanser Alberto, TEX/BAL	.346
José Altuve, HOU	.337
José Martínez, STL	.331
Alex Bregman, HOU	.323

CAREER HIGHLIGHTS

- Among active players with at least 250 AB against left-handed pitching, he ranks among major league leaders in avg. (.331, 4th), on-base pct. (.405, 8th) and slugging pct. (.570, 11th).
- Owens a career .322/.392/.494 (28-for-87) line with 3 HR and 15 RBI as a pinch-hitter.
- In **2018**, ranked 7th in the NL with a .305 avg. ... this included a .433/.457/.627 (29-for-67) mark with RISP and 2 outs, 3rd-best avg. in the NL.
- Of his 83 RBI, 42 came with 2 outs, 3rd-most in the NL behind COL Trevor Story (57) and Most Valuable Player MIL Christian Yelich (52).
- On April 12 at CIN, recorded a career-high 6 RBI...among his 4 hits were a 7th-inning solo homer and 7th-inning 2-run double...was the first Cardinal with 2 XBH in a single frame since Daniel Descalso on June 6, 2013 vs. ARI.
- Homered in three consecutive games from June 7-9 vs. MIA, at CIN, including a multi-HR game on June 8 at CIN (both off Matt Harvey).
- On Aug 2 vs. COL, hit a pinch-hit, walk-off, 2-run single off Wade Davis, giving the Cardinals a 3-2 win...was the first walk-off hit of his career.
- Played for the Tiburones de La Guaira in the Venezuelan Winter League for an eighth consecutive season.
- In **2017**, his .309 avg. led major league rookies (min. 300 PA)...reached base safely in 27 consecutive games to end the regular season, the longest on-base streak by a Cardinals rookie since Albert Pujols (48) in 2001.
- Hit a major-league-best .462 (12-for-26) as a pinch-hitter, best by a Cardinal since Stats LLC pinch-hit data is available (1974)...hit pinch-hit homers on June 21 at PHI and July 24 vs. COL.
- Hit .500 (4-for-8) with the bases loaded, including his first career grand slam on Aug 6 at CIN.
- Named NL Rookie of the Month for September, batting .345 (29-for-84) with 4 HR and 18 RBI.
- On April 25 vs. TOR, hit his first career homer, a game-tying, 2-run shot off Joe Biagini in the 7th inning...his late father, Carlos, also hit his first career homer against the Blue Jays.

- In **2016**, was a September call up for the Cardinals and made his major league debut as a 27-year-old after 10 seasons and 887 games in the minors...his 887 games were the most before making a major league debut for the Cardinals since Rico Washington (1,134 games) in 2008.
- On Sep 6 at PIT, made his major league debut, grounding out as a pinch-hitter...in his second game on Sep 8 vs. MIL, recorded his first career hit, a pinch-hit RBI single in the 8th inning.
- Designated for assignment by the Royals on May 18 and acquired by the Cardinals for cash considerations...hit .278/.336/.421 (123-for-442) with 11 HR and 60 RBI at the Triple-A level between the two organizations.
- Played for Team Venezuela in the annual Caribbean Series and won Most Valuable Player honors...hit .480 (12-for-25) in 6 games.
- Spent most of the **2015** season with Triple-A Omaha...hit .384 to win the Pacific Coast League batting title...set a modern-era PCL record and was the league's highest since Gene Woodling hit .385 for the San Francisco Seals in 1948.
- Led the PCL with a .461 OBP and 1.020 OPS.
- Ranked among Royals minor leaguers in hits (136, 4th) and RBI (62, tied for 6th).
- Missed a month with a left oblique strain.
- Named to the Royals Organizational All-Star Team by MLB.com.
- Ranked by *Baseball America* as the No. 24 prospect in the Royals system following the season... named by the publication to its Triple-A All-Star Team as the designated hitter.
- Began the **2014** season playing for the Rockford Aviators in the independent Frontier League... led the Aviators in avg. (.337) and slugging pct. (.481) when he signed with the Braves in June.
- In **2013**, ranked 5th in the Southern League with a .285 avg. ...ranked 3rd among Braves minor leaguers with 123 hits and 7th with 160 total bases...named to the SL midseason All-Star Team.
- In **2012**, ranked by *Baseball America* as having the Best Outfield Arm in the White Sox organization for a third consecutive year.
- Split the **2011** season between Class-A Winston-Salem and Double-A Birmingham, batting .307/.344/.408 (158-for-515) with 6 HR and 45 RBI in 133 games.
- Named to the Carolina League midseason All-Star Team.
- Ranked by *Baseball America* as the No. 25 prospect in the White Sox system following the season.



- ◆ In **2010**, became the first player to return to professional baseball after a meniscus transplant.
- ◆ Missed the **2009** season with a right knee injury...had a meniscus transplant operation performed by White Sox team physicians Dr. Brian Cole and Dr. Charles Bush-Joseph.
- ◆ Missed most of the **2008** season after suffering a serious knee right injury that resulted in the loss of his entire lateral meniscus.
- ◆ Ranked by *Baseball America* as the No. 15 prospect in the White Sox system following the season.
- ◆ Opened the **2007** season in extended spring training before joining Bristol and ranked 7th in the Appalachian League with 107 total bases.
- ◆ Played for the Tiburones de La Guaira in the Venezuelan Winter League for a second consecutive season.
- ◆ Ranked by *Baseball America* as the No. 7 prospect in the White Sox system following the season...the publication also tabbed him as having the Best Outfield Arm in the organization.

CAREER HIGHS

HITS

4, 4x-last 4/11/19 vs. LAD

HITTING STREAK

10G, 8/30/17 - 9/8/17

HOME RUNS

2, 4x-last 7/2/19 at SEA

RBI

6, 4/12/18 at CIN

RUNS

3, 2x-last 4/11/19 vs. LAD

WALKS

3, 8/31/18 vs. CIN

STRIKEOUTS

4, 9/2/18 vs. CIN

STOLEN BASES

1, 7x-last 9/1/19 vs. CIN (G1)

HOME RUN HIGHLIGHTS

GRAND SLAMS (1)

8/6/17 at CIN (Homer Bailey)

MULTI-HR GAMES (4)

2 - 7/2/19 at SEA; 6/8/18 at CIN; 9/5/17 at SD; 6/13/17 vs. MIL (G1)

PINCH-HIT (3)

6/14/19 at NYM (Steven Matz); 7/24/17 vs. COL (Chris Rusin); 6/21/17 at PHI (Joaquin Benoit)

CAREER BATTING

YEAR	CLUB	AVG	G	AB	R	H	2B	3B	HR	RBI	SH	SF	HB	BB-I	SO	SB	CS	GDP	OBP	SLG
2006	VSL White Sox	.278	54	158	26	44	8	0	4	30	1	3	4	25-1	29	5	4	3	.384	.405
2007	Bristol	.282	65	245	34	69	11	3	7	37	2	2	4	22-0	53	12	2	2	.348	.437
2008	Kannapolis	.306	39	144	19	44	5	0	2	18	0	0	0	12-0	26	7	5	7	.359	.382
2009	Injured-Did Not Play																			
2010	Bristol	.409	6	22	5	9	1	0	1	5	0	0	0	2-0	3	1	0	0	.458	.591
	Winston-Salem	.242	61	236	28	57	8	1	5	24	3	3	2	17-0	42	4	1	10	.295	.347
2011	Winston-Salem	.314	80	315	45	99	13	3	5	29	2	1	2	13-1	44	2	3	11	.344	.422
	Birmingham	.295	53	200	19	59	13	1	1	16	2	2	1	15-0	25	5	2	10	.344	.385
2012	Birmingham	.248	114	436	54	108	15	1	5	42	2	1	2	41-0	87	6	3	9	.315	.321
2013	Mississippi	.285	123	431	46	123	19	0	6	39	4	2	1	37-1	63	6	9	12	.342	.371
2014	Rockford (IND)	.337	28	104	17	35	6	0	3	14	0	2	0	10-0	12	6	1	6	.388	.481
	Lynchburg	.319	66	257	32	82	14	3	4	34	0	5	0	26-0	37	5	1	4	.375	.444
2015	Omaha	.384	98	341	57	131	25	3	10	60	1	3	3	48-1	55	8	2	8	.461	.563
	AZL Royals	.333	4	15	2	5	2	0	0	2	0	1	0	1-0	0	0	1	0	.353	.467
2016	Omaha	.298	37	141	18	42	10	0	3	18	0	4	1	14-0	24	2	0	5	.356	.433
	Memphis	.269	87	301	34	81	18	1	8	42	1	1	1	25-3	50	9	1	14	.326	.415
	St. Louis	.438	12	16	4	7	1	0	0	1	0	0	0	2-0	1	0	0	0	.500	.500
2017	St. Louis	.309	106	272	47	84	13	1	14	46	1	2	0	32-2	60	4	0	9	.379	.518
	Palm Beach	.333	3	12	4	4	2	0	1	4	0	0	0	2-0	1	1	0	1	.429	.750
2018	St. Louis	.305	152	534	64	163	30	0	17	83	2	3	2	49-0	104	0	3	15	.364	.457
2019	St. Louis	.269	128	334	45	90	13	2	10	42	0	2	2	35-0	82	3	0	14	.340	.410
	Springfield	.500	5	16	0	8	1	0	0	4	0	0	0	3-0	1	1	0	0	.579	.563
Minor League Totals		.295	895	3270	423	965	165	16	62	404	18	28	21	303-7	540	74	34	96	.356	.412
Major League Totals		.298	398	1156	160	344	57	3	41	172	3	7	4	118-2	247	7	3	38	.363	.458

1: Signed by the Chicago White Sox as a free agent, February 16, 2006...signed by Amador Arias. 2: Signed by the Atlanta Braves as a free agent, November 13, 2012. 3: Signed by the Kansas City Royals as a free agent, January 28, 2015. 4: Acquired by the St. Louis Cardinals from Kansas City in exchange for cash considerations, May 25, 2016. 5: Acquired by the Tampa Bay Rays along with OF Randy Arozarena and a Competitive Balance Round A draft selection from St. Louis in exchange for LH Matthew Liberatore, C Edgardo Rodriguez and a Competitive Balance Round B draft selection, January 9, 2020.



POSTSEASON BATTING

YEAR	SERIES	CLUB	AVG	G	AB	R	H	2B	3B	HR	RBI	SH	SF	HB	BB-I	SO	SB	CS	GDP	OBP	SLG
2019	NLDS	STL vs. ATL	.667	3	3	0	2	0	0	0	0	0	0	0	0-0	1	0	0	0	.667	.667
	NLCS	STL vs. WAS	.500	4	10	1	5	2	0	0	3	0	0	0	0-0	2	0	0	0	.500	.700
Postseason Totals			.538	7	13	1	7	2	0	0	3	0	0	0	0-0	3	0	0	0	.538	.692

CAREER FIELDING

YEAR	POSITION	PCT	G	PO	A	E	TC	DP
2016	Left Field	1.000	4	2	0	0	2	0
	First Base	1.000	1	4	0	0	4	0
2017	First Base	.992	33	232	16	2	250	28
	Left Field	.963	24	26	0	1	27	0
	Right Field	1.000	17	28	0	0	28	0
2018	First Base	.989	84	608	31	7	646	57
	Right Field	1.000	46	61	3	0	64	1
2019	Right Field	.972	75	103	3	3	109	0
	Left Field	1.000	7	9	0	0	9	0
Totals	Right Field	.985	138	192	6	3	201	1
	First Base	.990	118	844	47	9	900	85
	Left Field	.974	35	37	0	1	38	0

LEFT-RIGHT BREAKDOWN

	2019					CAREER				
	AVG	AB	H	HR	RBI	AVG	AB	H	HR	RBI
vs. Left	.329	70	23	5	15	.331	263	87	15	46
vs. Right	.254	264	67	5	27	.288	893	257	26	126



WILL VRAGOVIC / TAMPA BAY RAYS



49

LEFT-HANDED PITCHER / FIRST BASEMAN

BRENDAN McKAY

Brendan Joel McKay



BATS LEFT

THROWS LEFT

HEIGHT 6'2"

WEIGHT 220

OPENING DAY AGE 24

MAJOR LEAGUE SERVICE 56 days

BORN 12/18/95 in Beaver Falls, PA

RESIDES Tampa, FL

CONTRACT STATUS Signed through 2020

SIGNING SCOUT James Bonnici (Rays)

ACQUIRED Selected in the first round (fourth overall) of the 2017 June Draft

X-RAY REPORT

- When he was young, Brendan would call his father, Bruce, on his way home from work several times a week to ask him to go to a local field and take batting practice...he'd hit every ball in the bucket, then the two would pick them up and do it again.
- Brendan's travel ball coach predicted he would play Division I baseball when he was just 12 years old...his father responded, "let's wait and see."...to this day, when his father sees the coach, he doesn't miss the chance to say, "I told you."
- He made his varsity debut as a freshman in high school...his first at-bat resulted in a 2-run single and he completed an immaculate 1st inning by striking out the side on nine pitches...the game was called after one inning due to snow.
- Brendan's parents bought a gently-used Saturn sedan to travel to his baseball commitments when he was young...when they finally got rid of it, it had close to 200,000 miles racked up with routine trips to tournaments in North Carolina and South Carolina from western Pennsylvania, as well as later 1,000-mile round trips to Louisville when Brendan's Cardinals were at home on the weekends...he bought them a new car after he was drafted.
- Brendan attended the MLB Rookie Career Development Program in Miami in January along with Mike Brosseau and Vidal Bruján...the four-day orientation program included media training, time management strategies and financial planning.

2019 SEASON

- In his first major league action, made 13 apps (11 starts) on the mound, a start at designated hitter and was used as a pinch-hitter three times...was

with the Rays for five stints: June 29–July 5, July 13 (26th Man), July 19, July 31–Aug 19 and Sep 3 through the end of the season.

- Pitched to a 1.69 ERA (16-IP, 3-ER) through his first 3 starts, but after that went 1-4 with a 6.82 ERA (33-IP, 25-ER) in 10 apps (8 starts).
- Held left-handed batters to a .220/.250/.320 (11-for-50) line without a homer...righties hit .284/.344/.527 (42-for-148) with 8 HR, all coming over a stretch of 7 starts from July 5–Aug 19.
- Allowed 1 BB (or fewer) in each of his first 6 starts, passing Nathan Eovaldi (5) for the longest streak by a traditional starter beginning his Rays career.
- On June 29 vs. TEX, made his major league debut, retired his first 16 BF and only allowed 1 hit over six scoreless innings...it was the longest scoreless outing for a Ray making his major league debut, passing Scott Kazmir (5 IP) on Aug 23, 2004 at SEA...his outing tied SEA Ken Cloude on Aug 9, 1997 vs. CWS and CIN Wayne Simpson on April 9, 1970 at LAD for the 2nd-longest perfect game bid in a debut in the expansion era (since 1961)...the major league record is held by PIT Nick Kingham (6.2 IP) on April 29, 2018 vs. STL...Brendan's only hit allowed was a 1-out, 6th-inning single by Danny Santana that left the bat at 66.8 mph, according to StatCast.
- Was the second AL pitcher since Baseball Reference data is available (1908) to allow 2 baserunners (or fewer) in a scoreless start of 6 IP (or more) in his debut, following MIL Steve Woodard on July 28, 1997 vs. TOR (G1).
- Was the 6th-fastest in franchise history to make his major league debut as a Ray after being drafted by the club, according to the Elias Sports Bureau...he was also the fastest to do so in more than a decade, since David Price made his major league debut on Sep 14, 2008 at NYY after being selected No. 1 overall in the 2007 June Draft.



- ◆ Became the fifth lefty to make his major league debut for the Rays as a starter, first since Blake Snell on April 23, 2016 at NYY...at 23 years, 193 days, was the youngest starting pitcher used by the Rays since Snell's debut (23.141).
- ◆ Was the seventh pitcher selected in the first round by the Rays to reach the majors with the club, joining Ryne Stanek (No. 29 in 2013), Blake Snell (No. 52 in 2011), David Price (No. 1 in 2007), Jeff Niemann (No. 4 in 2004), Dewon Brazelton (No. 3 in 2001) and Jason Standridge (No. 31 in 1997).
- ◆ Was the first Rays college draft pick to make his debut for the club as a starter since Jeff Niemann on April 13, 2008 vs. BAL.

“

It's the poise, the confidence, the low heartbeat. Everything about him is so controlled and looks so easy. I don't know that I've seen too many pitchers like him at that age.

DIRECTOR, PITCHING DEVELOPMENT
DEWEY ROBINSON
| Tampa Bay Times |

”

- ◆ On July 1 vs. BAL, appeared in his second game, batting eighth as the designated hitter...was the fourth player since 1913 to begin his career with a start as a pitcher and a non-pitcher within his first 2 games, according to Stats LLC...joined LAA Shohei Ohtani in 2018, WAS Syd Cohen in 1934 and STL/WAS Carl East from 1915-24.
- ◆ On July 5 vs. NYY, yielded a 1st-inning solo homer to Aaron Judge, his second batter faced, for the first run allowed in his career.
- ◆ On Aug 13 at SD, yielded 6 BB, the most by a Rays pitcher since Blake Snell (7) on June 19, 2018 at HOU...his 3 BB in the 1st inning alone matched his total from his first 6 starts combined.
- ◆ On Sep 15 at LAA, recorded his first career hit, a pinch-hit single off Ty Buttrey in the 8th inning.
- ◆ On Sep 22 vs. BOS, hit his first career homer, a pinch-hit, solo shot off the D-ring catwalk off Trevor Kelley in the 9th inning...was the third Ray to hit his first career homer as a pinch-hitter, joining Taylor Motter on May 17, 2016 at TOR and Tim Beckham on April 11, 2015 at MIA.
- ◆ Went 6-0 with a 1.10 ERA (73.2-IP, 9-ER) in 15 apps (13 starts) in the minors, including 3-0 with a 0.84 ERA (32-IP, 3-ER) in 7 apps (6 starts)

with Durham...min. 70 IP, his 1.10 ERA ranked 2nd among all minor league pitchers.

- ◆ Was on Durham's 7-day IL, Aug 23-30, with left shoulder fatigue.
- ◆ Named the organization's Minor League Pitcher of the Month for both April and May.
- ◆ Recorded a scoreless streak of 29 IP spanning two levels, beginning May 4 vs. Double-A Mobile and ending on June 3 vs. Triple-A Norfolk.
- ◆ Was on the AL roster for the SiriusXM All-Star Futures Game, but did not play due to his major league promotion.
- ◆ Ranked by *Baseball America* as the No. 14 overall prospect in the minors following the season...was the No. 2 prospect in the Rays system...the publication also tabbed him as having the Best Control in the organization for a second consecutive year...named to its Minor League All-Star Team.
- ◆ **POSTSEASON:** Did not allow an earned run in 3 apps in the ALDS against the Astros...in Game 1 at HOU, entered after José Altuve's homer off Tyler Glasnow...went single, double, strikeout and was charged two unearned runs.

CAREER HIGHLIGHTS

- ◆ Split the **2018** season between Class-A Bowling Green and Class-A Charlotte, and made 2 starts for the GCL Rays on rehab assignment...went 5-2 with a 2.41 ERA (78.1-IP, 21-ER) in 19 apps (17 starts) between the three levels and tied for 6th among Rays minor leaguers with 103 SO.
- ◆ Hit .214/.368/.359 (41-for-192) with 6 HR.
- ◆ Was on Charlotte's injured list for a month with a right abdomen strain.
- ◆ Named the Rays Minor League Pitcher of the Month for April, going 1-0 with a 1.93 ERA (14-IP, 3-ER) and 24 SO in 4 starts.
- ◆ Named to the Rays Organizational All-Star Team by MLB.com.
- ◆ Ranked by *Baseball America* as the No. 47 overall prospect in the minors following the season...was the No. 3 prospect in the Rays system.
- ◆ In **2017**, began his professional career with Short-A Hudson Valley, making 6 starts on the mound and batting .232 (29-for-125) with 4 HR.
- ◆ Ranked by *Baseball America* as the No. 39 overall prospect in the minors following the season...was the No. 3 prospect in the Rays system and the No. 1 prospect in the New York-Penn League...the publication also tabbed him as the Best Power Hitter in the organization.



- ♦ Ranked by MLB.com as the No. 1 first base prospect and No. 5 left-handed pitching prospect...he and Shohei Ohtani (Angels) became the first players since rankings began to be on two of its Top 10 position lists in the same offseason.

AMATEUR CAREER

- ♦ Was the highest drafted player out of the University of Louisville in program history...is one of four players since *Baseball America*'s first issue in 1981 to achieve postseason first team All-American status three times, which he did from 2015-17...joined Greg Swindell (Texas, 1984-86), Robin Ventura (Oklahoma, 1986-88) and Jason Varitek (Georgia Tech, 1992-94)...recently named the 2nd-most decorated All-American of the *Baseball America* era behind Ventura.
- ♦ Ranked by *Baseball America* as the No. 3 overall player in the 2017 June Draft.
- ♦ Was the 2017 recipient of the Dick Howser Trophy—presented annually to the nation's top collegiate baseball player—and the Golden Spikes Award, which honors the top amateur baseball player in the United States...swept all seven major national player of the year awards as a junior, receiving the same honor from *Baseball America*, Collegiate Baseball, D1Baseball, Perfect Game and the American Baseball Coaches Association.
- ♦ Was a three-time winner of collegiate baseball's John Olerud Award, given to the nation's top two-way player.

- ♦ In No. 2 Louisville's 14-4 win on April 25, 2017 at Eastern Kentucky, finished with 4 HR and 9 RBI...homered in the 1st, 2nd and 4th innings, struck out in the 7th and completed the quadruplet in the 9th...became the second player in Louisville history with a 4-HR game, joining Jim LaFountain in 1976 against Western Kentucky.
- ♦ Previously selected by the Padres in the 34th round of the 2014 June Draft out of Blackhawk (Pa.) High School, but did not sign...combined for 72.1 consecutive scoreless innings over his final two seasons there, the 2nd-longest streak in recorded U.S. high school history.

CAREER HIGHS

LONGEST OUTING

6.0, 6/29/19 vs. TEX

LONGEST RELIEF OUTING

1.2, 9/24/19 vs. NYY

STRIKEOUTS

8, 8/7/19 vs. TOR

WALKS

6, 8/13/19 at SD

HR ALLOWED

2, 3x-last 8/19/19 vs. SEA

RUNS ALLOWED

7, 8/19/19 vs. SEA

HITS ALLOWED

10, 7/19/19 vs. CWS

LOSS STREAK

3G, 8/7/19 - Current

DID YOU KNOW?

TWO-WAY PLAYERS AND POSITION PLAYERS PITCHING

New for 2020, a position player may only appear as a pitcher in extra innings or in any game in which his team is losing or winning by at least 7 runs when he enters as a pitcher.

In light of this new rule, as well as the new pitcher limit rules, MLB has introduced criteria for players to be specially designated as "two-way players" (that is, able to pitch during a game without counting toward a club's pitcher limits). A player will qualify as a two-way player only if he accrues both:

[i] at least 20 IP in the major leagues; and

[ii] at least 20 major league games started (as a position player or designated hitter) with at least 3 PA in each of those games, in either the current regular season or previous regular season.

The club must designate that player as a two-way player in advance of that game. Once a club designates a qualified two-way player that designation will remain in effect, and cannot change, for the remainder of that regular season and postseason.

The only player who already meets these requirements as a two-way player entering 2020 is LAA Shohei Ohtani.



CAREER PITCHING

YEAR	CLUB	W	L	ERA	G	GS	CG	SHO	SV	IP	H	R	ER	HR	HB	BB-I	SO	WP	BK
2017	Hudson Valley	1	0	1.80	6	6	0	0	0	20.0	10	4	4	3	0	5-0	21	1	0
2018	Bowling Green	2	0	1.09	6	6	0	0	0	24.2	8	3	3	1	0	2-0	40	0	0
	Charlotte	3	2	3.21	11	9	0	0	0	47.2	45	18	17	2	1	11-0	54	0	0
	GCL Rays	0	0	1.50	2	2	0	0	0	6.0	2	1	1	0	0	1-0	9	0	0
2019	Montgomery	3	0	1.30	8	7	0	0	0	41.2	25	6	6	2	1	9-0	62	3	0
	Durham	3	0	0.84	7	6	0	0	0	32.0	17	4	3	1	2	9-0	40	0	0
	Tampa Bay	2	4	5.14	13	11	0	0	0	49.0	53	32	28	8	0	16-0	56	0	0
Minor League Totals		12	2	1.78	40	36	0	0	0	172.0	107	36	34	9	4	37-0	226	4	0
Major League Totals		2	4	5.14	13	11	0	0	0	49.0	53	32	28	8	0	16-0	56	0	0

CAREER BATTING

YEAR	CLUB	AVG	G	AB	R	H	2B	3B	HR	RBI	SH	SF	HB	BB-I	SO	SB	CS	GDP	OBP	SLG
2017	Hudson Valley	.232	36	125	16	29	4	1	4	22	0	1	2	21-0	33	2	0	1	.349	.376
2018	Bowling Green	.254	21	63	12	16	2	0	1	16	0	0	0	28-2	13	0	0	6	.484	.333
	Charlotte	.210	32	119	19	25	6	1	5	21	0	1	3	16-0	38	0	0	2	.317	.403
	GCL Rays	.000	3	10	1	0	0	0	0	2	0	1	1	0-0	1	0	0	0	.083	.000
2019	Montgomery	.167	23	78	8	13	2	0	0	8	0	2	3	7-0	27	0	1	1	.256	.192
	Durham	.239	20	67	11	16	2	0	5	11	0	0	1	10-0	24	1	0	1	.346	.493
	Tampa Bay	.200	18	10	2	2	0	0	1	1	0	0	0	1-0	2	0	0	1	.273	.500
Minor League Totals		.214	154	462	67	99	16	2	15	80	0	5	10	82-2	136	3	1	11	.342	.355
Major League Totals		.200	18	10	2	2	0	0	1	1	0	0	0	1-0	2	0	0	1	.273	.500

1: Selected by the Tampa Bay Rays in the first round (fourth overall) of the 2017 June Draft...signed by James Bonnici.

CAREER FIELDING

YEAR	POSITION	PCT	G	PO	A	E	TC	DP
2019	Pitcher	1.000	13	2	4	0	6	0

POSTSEASON PITCHING

YEAR	SERIES	CLUB	W	L	ERA	G	GS	CG	SHO	SV	IP	H	R	ER	HR	HB	BB-I	SO	WP	BK
2019	ALDS	TB vs. HOU	0	0	0.00	3	0	0	0	0	1.1	2	2	0	0	0	0-0	2	0	0

LEFT-RIGHT BREAKDOWN > PITCHING

	2019				CAREER			
	AVG	AB	H	HR	AVG	AB	H	HR
vs. Left	.220	50	11	0	.220	50	11	0
vs. Right	.284	148	42	8	.284	148	42	8

LEFT-RIGHT BREAKDOWN > BATTING

	2019					CAREER				
	AVG	AB	H	HR	RBI	AVG	AB	H	HR	RBI
vs. Left	.000	1	0	0	0	.000	1	0	0	0
vs. Right	.222	9	2	1	1	.222	9	2	1	1



17

OUTFIELDER

AUSTIN MEADOWS

Austin Wade Meadows



BATS LEFT

THROWS LEFT

HEIGHT 6'3"

WEIGHT 225

OPENING DAY AGE 24

MAJOR LEAGUE SERVICE 1 year, 74 days

BORN 5/3/95 in Atlanta, GA

RESIDES Atlanta, GA

CONTRACT STATUS Signed through 2020

SIGNING SCOUT Jerry Jordan (Pirates)

ACQUIRED From the Pittsburgh Pirates along with RH Tyler Glasnow and a player to be named (RH Shane Baz) in exchange for RH Chris Archer, 7/31/18

X-RAY REPORT

- Austin will begin working with St. Petersburg animal shelter Pet Pal in 2020, advocating for the shelter and promoting pet adoptions...he and his wife, Alexis, adopted their golden retriever, Maylee, in 2017.
- He loves to fish, and the biggest fish he has ever caught was in Florida: an 80-pound tarpon that took an hour to reel in...when Austin and Alexis got married in 2018, their cake was decorated to look like a fish leaping out of the water...the cake read: "To my Catch of a Lifetime."
- His younger brother, Parker, is an outfielder selected by the Tigers in the second round of the 2018 June Draft...four and a half years younger, Parker is two inches taller than Austin at 6'5"...Austin was able to watch Parker's draft selection on television...as kids, Austin broke Parker's collarbone on a trampoline bouncing him over the gate...the two work out together in the offseason.
- Austin and Parker both wore No. 16 for the Grayson High School baseball team...the Rams jointly honored the brothers' success by retiring their number at a ceremony on the field this off-season...the school commemorated the moment by unveiling a sign shaped like a jersey, bearing their shared name and number.
- Austin's dad, Kenny, played football and baseball at Morehead State, earning first team All-Ohio Valley Conference honors as a third baseman...his mother, Staci, played softball for Georgia Southern and then Georgia State.
- Austin grew up rooting for Atlanta sports teams, especially the Braves, and calls Chipper Jones his favorite player.
- He began playing baseball as a 3-year-old and says it was his first sport and first love.

2019 SEASON

- In his first full season as a Ray, was named co-winner of the Don Zimmer Award as the club's Most Valuable Player along with Charlie Morton, the first tie in the award's 22-year history...the award was chosen by the Tampa Bay Chapter of the BBWAA...led the team with 83 runs, 33 HR, 89 RBI, a .291 avg. and a .558 SLG...was also selected via Player Balloting to the AL All-Star Team, the first of his career.
- In AL history, only seven other players have matched his totals in avg., homers and triples (7) before the age of 25: BOS Jim Rice (1977), NYY Mickey Mantle (1955), NYY Joe DiMaggio (1937), CLE Hal Trosky (1934, 1936), DET Hank Greenberg (1935), PHI-AL Jimmie Foxx (1929, 1930, 1932) and NYY Lou Gehrig (1927)...all except Trosky are Hall of Famers.

**.291 AVG, 33 HR, 7 3B BEFORE
AGE 25, A.L., SINCE WWII**

PLAYER, TEAM, YEAR	AVG	HR	3B
Austin Meadows, TB, 2019	.291	33	7
Jim Rice, BOS, 1977	.320	39	15
Mickey Mantle, NYY, 1955	.306	37	11

**YOUNGEST 30-HR SEASONS
IN RAYS HISTORY**

PLAYER, YEAR	AGE	HR
Evan Longoria, 2009	23	33
Austin Meadows, 2019	24	33
Evan Longoria, 2011	25	31

- Became the seventh AL player in the Wild Card era (since 1994) with his combination of avg., homers and RBI before the age of 25...the others: BAL Manny Machado (2016), LAA Mike Trout



(2015), TOR Vernon Wells (2003), SEA Álex Rodríguez (1996, 1998), CLE Manny Ramírez (1996) and SEA Ken Griffey Jr. (1994).

- ♦ Ranked among AL leaders in triples (7, tied for 5th), slugging pct. (.558, 6th) and OPS (.922, 8th).
- ♦ Became the 10th player in franchise history with a 30-HR season, and the 2nd-youngest to do it behind 23-year-old Evan Longoria (33) in 2009...his 33 HR were the 2nd-most in the AL by a player age-24 or younger, behind NYY Gleyber Torres (38)...his 33 HR were the 2nd-most by a Rays outfielder (min. 50 pct. of games there) behind Aubrey Huff (34) in 2003.
- ♦ Twenty of his 33 HR came against AL East opponents, including 8 HR against the Blue Jays...it was the most in Rays history against Toronto and tied for the 2nd-most by a Ray against a single opponent, behind Evan Longoria (9) against the Yankees in 2013.
- ♦ His 9 HR against left-handed pitchers were the most by a Rays left-handed hitter since Carlos Peña's club-record 12 in 2009.

He's a Georgia boy. He's extremely humble. [His success has] not affected him at all.

BRANDON LOWE
| Pittsburgh Post-Gazette |

- ♦ Led the AL in avg. through June 10 (.341)...was the fourth player in franchise history to lead the AL batting race into the month of June (or later)...he joined Corey Dickerson in 2017 (led the AL with a .330 avg. through June 26), Jason Bartlett in 2009 (.373 through June 6) and Matt Joyce in 2011 (.364 through June 2).
- ♦ Named AL Player of the Month for September after batting .378/.472/.744 (34-for-90) with 24 runs, 6 2B, 9 HR, 20 RBI and 15 BB...ranked 2nd in the AL in avg., on-base pct., slugging pct. and runs, tied for 4th in homers and tied for 7th in RBI...became only the third Ray to win AL Player of the Month, joining B.J. Upton (June 2009) and Evan Longoria (April 2009)...min. 50 AB, his .378 avg. was the best in club history for September, passing Carl Crawford (.376) in 2010.
- ♦ Homered in three consecutive games on four different occasions: April 9-12 at CWS/TOR, May 26-28 at CLE, vs. TOR, July 14-18 at BAL/NYY and July 31-Aug 3 at BOS, vs. MIA...became the first player in franchise history with four separate instances of this in a single season.

- ♦ Appeared in 138 games and made 129 starts (54-RF, 43-DH, 32-LF)...started at leadoff 53 times, batting .307 (66-for-215) with 13 HR there.
- ♦ Made his first Opening Day roster...on Opening Day vs. HOU, started in right field and hit leadoff...hit the fourth pitch thrown by Justin Verlander out to left-center for his first career leadoff homer...it was the second time in franchise history there was a leadoff homer on Opening Day, following Gerald Williams on April 3, 2000 at MIN (off Brad Radke).
- ♦ Named AL Player of the Week for April 8-14, the first Ray to win it since Steven Souza Jr. from April 17-23, 2017...hit .545/.630/1.182 (12-for-22) with 2 2B, 4 HR and 12 RBI in 6 games (5 starts)...led the AL in avg., on-base pct., slugging pct. and RBI, tied for 1st in hits and ranked 3rd in homers.
- ♦ Homered in three consecutive games from April 9-12 at CWS/TOR...was the second player in franchise history with at least 3 hits and 1 HR in three consecutive games, joining Evan Longoria from June 25-27, 2008 at FLA/PIT...finished this stretch with 10 hits, 4 HR and 9 RBI—the first leadoff hitter to reach all those numbers in a 3-game span since RBI became an official stat in 1920, according to Stats LLC.
- ♦ On April 9 at CWS, set career highs with 4 hits and 4 RBI and became the first Ray with at least 4 hits and 4 RBI in a game since Steven Souza Jr. on April 6, 2016 vs. TOR...became the second player in franchise history to do that from the leadoff spot, joining B.J. Upton on June 21, 2009 at NYM.
- ♦ On April 12 at TOR, hit solo homers in the 1st and 3rd innings for the first multi-HR game of his career...his second homer was the 21st to reach the 500 Level at Rogers Centre since it opened in 1989 and fourth by a left-handed hitter—until Brandon Lowe did it later in the inning...they were the second and third Rays to hit one there, joining José Canseco on April 12, 1999.
- ♦ Was on the 10-day IL from April 21-May 9 due to a right thumb sprain.
- ♦ On May 18 at NYY, hit a go-ahead solo homer in the 11th inning off Luis Cessa, his first career extra-innings homer...was the second time in franchise history the Rays hit an extra-innings homer at Yankee Stadium, following Carlos Peña on May 6, 2009 (10th inning off Phil Coke).
- ♦ Recorded 7 hits, 2 HR and 6 RBI over 2 games from May 26-27 at CLE, vs. TOR...according to Stats LLC, the only other times in club history a player matched those numbers over a 2-game span were Meadows from April 9-10 at CWS and Ben Zobrist on April 28, 2011 at MIN (DH).



- On May 31 vs. MIN, recorded the 12th steal of home in franchise history in the 3rd inning as part of a double steal with Willy Adames.
- On July 14 at BAL, homered off Tom Eshelman in the 3rd inning to snap his homerless drought at 143 AB...his homer was the fourth by a Ray to land on Eutaw Street, joining Logan Morrison on July 1, 2017, Aubrey Huff on Aug 21, 2003 and Ben Grieve on Aug 20, 2002.
- On July 18 at NYY (G1), was the front end of back-to-back homers with Yandy Díaz to lead off the game, his fourth career leadoff homer...it was the second time in club history the Rays hit back-to-back homers to lead off the 1st inning.
- On Aug 23 at BAL, tied a career high with 4 RBI, all coming on the first grand slam of his career, off Ty Blach in the 2nd inning.
- Went on a career-high 16-game hitting streak from Sep 1-18, the longest by a Ray since Tommy Pham (17) from Aug 21-Sep 14, 2018...hit .407 (24-for-59) with 8 HR and 19 RBI during the streak.
- Named AL Player of the Week for Sep 2-8, becoming the third in club history to earn multiple Player of the Week honors in one season, joining James Shields (2) in 2011 and Evan Longoria (3) in 2009...hit .522/.593/1.130 (12-for-23) with 2 2B, 4 HR and 8 RBI in 7 games (6 starts)...led the AL in avg., on-base pct., slugging pct. and total bases (26), tied for 1st in hits, homers and runs (9) and tied for 2nd in RBI.
- On Sep 18 at LAD, hit a go-ahead, solo homer in the 11th inning, the second extra-innings homer of his career...became the fifth Ray all-time with multiple extra-innings homers in a season, and the first visiting player in major league history to homer in extra innings at both Yankee Stadium and Dodger Stadium in the same season...was the first visiting player to homer in extras at both venues spanning an entire career since Joe Carter (1990 at LAD, 1994 at NYY).
- **ALL-STAR GAME:** Selected to the All-Star Game as a result of the Player Balloting, his first career selection in his first full season in the majors...at 24 years, 2 months, became the club's youngest All-Star since Matt Moore (24 years, 0 months) in 2013 and youngest position player since Evan Longoria (23 years, 9 months) in 2009.
- Finished 4th among AL outfielders in the Primary Round of All-Star Game voting, behind LAA Mike Trout, HOU George Springer and HOU Michael Brantley...advanced to the Starters Election, but finished 8th among the nine AL outfielders in that stage.
- Entered the All-Star Game in the 4th inning as a defensive replacement and played two innings

in left field and one inning in right...grounded out to first base in his only at-bat.

- **POSTSEASON:** Started all 6 games (5-LF, 1-RF) but hit only .130 (3-for-23) with 2 2B and 3 RBI...in Game 3 of the ALDS vs. HOU, hit a 2-run double off Wade Miley in the 4th inning.

CAREER HIGHLIGHTS

- Acquired from the Pirates on July 31, **2018** as part of the Chris Archer trade and totaled 59 games (40 starts) in the majors.
- Appeared in 49 games and made 35 starts over two stints with the Pirates, his first career major league action...according to the Elias Sports Bureau, became the fifth player to debut in the expansion era (since 1961) to hit .400 with 4 HR within his first 40 AB, joining Albert Pujols, Jeff Francoeur, Brian Giles and Yasiel Puig.
- Named NL Rookie of the Month for May despite playing in only 13 games (11 starts) following his May 18 recall...hit .409/.426/.795 (18-for-44) with 3 2B, 1 3B, 4 HR and 7 RBI...became the first Pirate to receive the honor since Jung Ho Kang in July 2015...from the date of his debut through the end of the month, led NL rookies in avg., on-base pct. and slugging pct., tied for 2nd in home runs and ranked 3rd in RBI.
- On May 18 vs. SD, made his major league debut and went 2-for-4...his first career hit was a 4th-inning single off Tyson Ross.
- On May 20 vs. SD, hit his first career homer, a 2-run shot off Jordan Lyles in the 6th inning.
- Joined Triple-A Durham after the trade and from Aug 1 through the end of the Triple-A season, led the International League with 10 HR...recorded a 2-HR game on Aug 11 vs. Scranton and a 3-HR game on Aug 29 at Charlotte.
- Recalled from Durham on Sep 20 and appeared in 10 games for the Rays.
- On Sep 21 at TOR, in his second game with the Rays, became the third player in club history to record 3 hits in a game he didn't start, following Sam Fuld on Aug 28, 2012 at TEX and Aaron Ledesma on Aug 29, 1998 vs. DET (G1)...was the first Ray ever with 3 hits and 3 RBI off the bench.
- On Sep 29 vs. TOR, homered off Ryan Borucki in the 7th inning, giving the Rays a 3-2 lead in the 4-3 win...was his first homer with the Rays and snapped a 43-game homerless drought.
- In **2017**, was limited to 81 games due to hamstring and oblique injuries...was his third different season shortened by a hamstring injury.



- ◆ Ranked by *Baseball America* as the No. 44 overall prospect in the minors following the season... was the No. 2 prospect in the Pirates system...the publication also tabbed him as the Best Athlete and for having the Best Strike-Zone Judgment in the organization.
- ◆ Started the **2016** season with Double-A Altoona, making his season debut on April 25 and earning a June 18 promotion to Triple-A Indianapolis... including a rehab assignment with Short-A West Virginia, hit .266/.333/.536 (82-for-308) with 25 2B, 11 3B, 12 HR and 47 RBI in 87 games.
- ◆ Established an Altoona-record 24-game hitting streak before his promotion...hit safely in his first 2 games at the Triple-A level to extend his hitting streak to 26 games, the longest for a Pirates minor leaguer since 2009.
- ◆ Placed on the Triple-A injured list on July 1 with a right hamstring injury...the injury forced him to miss the Futures Game at Petco Park.
- ◆ Missed the start of the season due to an orbital fracture in his right eye...was hit in the face with a baseball while playing catch during spring training...also missed time late in the season with an oblique strain.
- ◆ Named to the Pirates Organizational All-Star Team by MLB.com.
- ◆ Ranked by *Baseball America* as the No. 6 overall prospect in the minors following the season... was the No. 1 prospect in the Pirates system and No. 3 prospect in the Eastern League.
- ◆ Spent most of the **2015** season with Class-A Bradenton, with a Sep 2 promotion to Altoona... led the Florida State league with 156 hits and 207 total bases, ranked 3rd with a .307 avg. and 72 runs and 5th with a .357 OBP.
- ◆ Named to the FSL midseason and postseason All-Star teams.
- ◆ Named to the Pirates Organizational All-Star Team by MLB.com.
- ◆ Played 16 games for the Glendale Desert Dogs in the Arizona Fall League...named to the AFL Rising Stars Game, where he hit a 2-run homer off Tigers prospect Adam Ravenelle.
- ◆ Ranked by *Baseball America* as the No. 22 overall prospect in the minors following the season... was the No. 2 prospect in the Pirates system.
- ◆ Missed most of the **2014** season with a hamstring injury, sustained in a baserunning drill in Pirates spring training as a non-roster invite... began a rehab assignment on June 30 and debuted for Class-A West Virginia on July 12.

- ◆ Ranked by *Baseball America* as the No. 41 overall prospect in the minors following the season... was the No. 3 prospect in the Pirates system.
- ◆ In **2013**, ranked among Gulf Coast League leaders in slugging pct. (.519, 3rd) extra-base hits (21, tied for 3rd) and total bases (83, 5th)...named to the league's postseason All-Star Team.
- ◆ Ranked by *Baseball America* as the No. 49 overall prospect in the minors following the season... was the No. 4 prospect in the Pirates system...the publication also tabbed him as having the Best Strike-Zone Judgment in the organization.

AMATEUR CAREER

- ◆ Selected by the Pirates in the first round (ninth overall) of the 2013 June Draft out of Grayson (Ga.) High School...was the compensation pick the club received for failing to sign Stanford's Mark Appel the year prior.
- ◆ Hit .535 with 14 2B, 4 HR and 28 RBI as a senior... ranked by *Baseball America* as the No. 5 overall player and No. 3 position player in the draft.
- ◆ Also played football in high school as a running back, linebacker and punter.
- ◆ Helped his team win gold and earned All-Tournament recognition at the International Baseball Federation's 16U World Youth Championships in Mexico in 2011.
- ◆ Committed to Clemson University before signing with the Pirates.

CAREER HIGHS

HITS	RUNS
4, 2x-last 5/26/19 at CLE	3, 9/8/19 vs. TOR
HITTING STREAK	WALKS
16G, 9/1/19 - 9/18/19	2, 6x-last 9/17/19 at LAD
HOME RUNS	STRIKEOUTS
2, 4/12/19 at TOR	4, 8/28/19 at HOU
RBI	STOLEN BASES
4, 3x-last 8/23/19 at BAL	1, 17x-last 9/17/19 at LAD

HOME RUN HIGHLIGHTS

GRAND SLAMS (1)
8/23/19 at BAL (Ty Blach)
MULTI-HR GAMES (1)
2 - 4/12/19 at TOR
LEADOFF (4)
7/18/19 (G1) at NYY (Domingo Germán); 5/26/19 at CLE (Trevor Bauer); 4/12/19 at TOR (Trent Thornton); 3/28/19 vs. HOU (Justin Verlander)



CAREER BATTING

YEAR	CLUB	AVG	G	AB	R	H	2B	3B	HR	RBI	SH	SF	HB	BB-I	SO	SB	CS	GDP	OBP	SLG
2013	GCL Pirates	.294	43	160	29	47	11	5	5	20	1	0	4	24-0	42	3	2	3	.399	.519
	Jamestown	.529	5	17	8	9	0	0	2	2	0	0	0	5-0	4	0	0	0	.636	.882
2014	GCL Pirates	1.000	2	4	1	4	2	1	0	1	0	0	0	2-0	0	0	0	0	1.000	2.000
	Bristol	.071	5	14	2	1	0	0	0	0	0	0	0	3-0	3	0	0	1	.235	.071
	West Virginia	.322	38	146	18	47	13	1	3	15	0	2	3	14-0	30	2	3	3	.388	.486
2015	Bradenton	.307	121	508	72	156	22	4	7	54	4	3	0	41-1	79	20	7	3	.357	.407
	Alttoona	.360	6	25	5	9	2	3	0	1	0	0	1	2-0	5	1	0	0	.429	.680
2016	Alttoona	.311	45	167	33	52	16	8	6	23	1	5	1	16-1	32	9	3	1	.365	.611
	Indianapolis	.214	37	126	16	27	7	3	6	24	0	3	1	15-0	34	8	2	0	.297	.460
	West Virginia	.200	5	15	0	3	2	0	0	0	0	0	0	2-0	1	0	0	1	.294	.333
2017	Indianapolis	.250	72	284	48	71	19	0	4	36	0	2	2	24-2	50	11	3	2	.311	.359
	GCL Pirates	.538	4	13	3	7	2	1	1	7	0	0	0	1-0	2	0	0	0	.571	1.077
	West Virginia	.238	5	21	2	5	1	0	0	3	0	0	0	3-0	3	0	0	0	.333	.286
2018	Indianapolis	.279	42	165	27	46	13	0	2	21	3	1	1	9-0	24	11	1	1	.318	.394
	Pittsburgh	.292	49	154	16	45	8	2	5	13	0	2	1	8-2	35	4	1	1	.327	.468
	Durham	.344	27	96	19	33	11	0	10	22	0	1	1	8-0	13	1	1	1	.396	.771
	Tampa Bay	.250	10	24	3	6	1	0	1	4	0	0	0	2-0	5	1	0	0	.308	.417
2019	Tampa Bay	.291	138	530	83	154	29	7	33	89	0	0	7	54-6	131	12	7	3	.364	.558
Minor League Totals		.294	457	1761	283	517	121	26	46	229	9	17	14	169-4	322	66	22	16	.357	.470
Rays Totals		.289	148	554	86	160	30	7	34	93	0	0	7	56-6	136	13	7	3	.361	.552
Major League Totals		.290	197	708	102	205	38	9	39	106	0	2	8	64-8	171	17	8	4	.354	.534

1: Selected by the Pittsburgh Pirates in the first round (ninth overall) of the 2013 June Draft...signed by Jerry Jordan. 2: Acquired by the Tampa Bay Rays from Pittsburgh along with RH Tyler Glasnow and a player to be named (RH Shane Baz) in exchange for RH Chris Archer, July 31, 2018.

CAREER FIELDING

YEAR	POSITION	PCT	G	PO	A	E	TC	DP
2018	Right Field	1.000	20	21	1	0	22	0
	Center Field	.950	15	38	0	2	40	0
	Left Field	1.000	13	22	0	0	22	0
2019	Right Field	.989	57	92	0	1	93	0
	Left Field	.983	34	57	2	1	60	1
	Center Field	1.000	3	3	0	0	3	0
Totals Right Field		.991	77	113	1	1	115	0
Left Field		.988	47	79	2	1	82	1
Center Field		.953	18	41	0	2	43	0

ALL-STAR GAME BATTING

YEAR	CLUB	AVG	G	AB	R	H	2B	3B	HR	RBI	SH	SF	HB	BB-I	SO	SB	CS	GDP	OBP	SLG
2019	AL, Cleveland	.000	1	1	0	0	0	0	0	0	0	0	0	0-0	0	0	0	0	.000	.000

POSTSEASON BATTING

YEAR	SERIES	CLUB	AVG	G	AB	R	H	2B	3B	HR	RBI	SH	SF	HB	BB-I	SO	SB	CS	GDP	OBP	SLG
2019	ALWC	TB vs. OAK	.000	1	3	0	0	0	0	0	0	0	0	0	1-0	2	0	0	0	.250	.000
	ALDS	TB vs. HOU	.150	5	20	2	3	2	0	0	3	0	0	0	2-0	8	0	0	1	.227	.250
Postseason Totals			.130	6	23	2	3	2	0	0	3	0	0	0	3-0	10	0	0	1	.231	.217

LEFT-RIGHT BREAKDOWN

	2019					CAREER				
	AVG	AB	H	HR	RBI	AVG	AB	H	HR	RBI
vs. Left	.275	167	46	9	32	.280	232	65	13	40
vs. Right	.298	363	108	24	57	.294	476	140	26	66



50

RIGHT-HANDED PITCHER

CHARLIE MORTON

Charles Alfred Morton IV



BATS **RIGHT**

THROWS **RIGHT**

HEIGHT **6'5"**

WEIGHT **215**

OPENING DAY AGE **36**

MAJOR LEAGUE SERVICE **11 years, 10 days**

BORN **11/12/83 in Flemington, NJ**

RESIDES **Bradenton, FL**

CONTRACT STATUS **Second year of a two-year contract through 2020 plus one club option for 2021**

SIGNING SCOUT **John Stewart (Braves)**

ACQUIRED **Signed as a free agent, 12/21/18**

X-RAY REPORT

- Charlie's gift for singing and playing music is well-known among teammates and friends...he taught himself to play guitar early in his professional baseball career and, despite not being able to read music, has written 10-15 original songs... publicly, he has performed at the wedding of former Braves teammate and good friend Chuck James, on stage at Pirates Fan Fest and various bars in the minor leagues...at live music venues, his teammates would sometimes ask the performers if Charlie could take the stage during their breaks...he even went as far as booking professional studio time in Providence, R.I., but the tracks are lost to time.
- Charlie and his wife, Cindy, live in Bradenton with their four children: Cam, Grace, Benji and Emelia... "Cam" is an acronym for Charles Alfred Morton V, his full name...the Astros clinched the AL West on the day Emelia was born in 2018 and teammate George Springer video called Charlie at the hospital from the clubhouse celebration.
- While recovering from Tommy John surgery, he discovered an interest in barbecuing and woodworking...he's serious about his barbecue, often rising at 3 a.m. on the day of a big cookout and not finishing his food preparations until 4 or 5 p.m. ...he also fashioned the kitchen table the family eats its meals on at home.
- It's suspected that former Pirates teammate Jared Hughes has made unauthorized edits to Charlie's Wikipedia page several times, including to say he was "infamous for owning a steakhouse and is a steak connoisseur."
- Charlie has been heavily involved with supporting military personnel in his career...his grandfathers Charles Morton Jr. and Bob Pfeilsticker

both fought in World War II...Pfeilsticker was an Army Air Corps navigator who flew 50 combat missions and also spent time in the Philadelphia Athletics minor league system.

2019 SEASON

- In his first season as a Ray, was co-winner of the Don Zimmer Award as the club's Most Valuable Player along with Austin Meadows, the first tie in the award's 22-year history...the award was chosen by the Tampa Bay Chapter of the BBWAA...was the fourth starting pitcher to win it, joining Blake Snell in 2018, James Shields in 2011 and Tanyon Sturtze in 2001.
- Finished 3rd in AL Cy Young Award voting to HOU Justin Verlander and HOU Gerrit Cole.

2019 A.L. CY YOUNG AWARD BALLOTING

	1ST	2ND	3RD	4TH	5TH	PTS
Justin Verlander, HOU	17	13				171
Gerrit Cole, HOU	13	17				159
Charlie Morton, TB			18	10	1	75
Shane Bieber, CLE			11	13	5	64
Lance Lynn, TEX			3	12	18	18
Eduardo Rodriguez, BOS			3	2	8	8
Lucas Giolito, CWS				8	8	8
Mike Minor, TEX			1	1	2	7

- Twelve-year veteran was named to his second consecutive AL All-Star Team...enjoyed a career year, establishing personal bests with 16 wins, a 3.05 ERA, 240 SO, 33 starts and 194.2 IP...ranked 3rd in the AL in ERA, 4th in opp avg. (.215), 5th in strikeouts, WHIP (1.08) and SO/BB ratio (4.21) and tied for 5th in wins and starts.
- Led the AL with a 0.69 HR/9 IP ratio, yielding only 15 HR in 194.2 IP.



- ◆ Became only the fourth pitcher in AL history to record at least 240 SO at age 35 or older... the others: HOU Justin Verlander in 2019 and 2018, TOR Roger Clemens in 1998 and TEX Nolan Ryan in 1989.
- ◆ His 240 SO ranked 3rd in Rays history, behind Chris Archer in both 2015 (252) and 2017 (249).

MOST STRIKEOUTS, A.L. HISTORY, AGE 35 OR OLDER

PITCHER, TEAM, YEAR	AGE	SO
Nolan Ryan, TEX, 1989	42	301
Justin Verlander, HOU, 2019	36	300
Justin Verlander, HOU, 2018	35	290
Roger Clemens, TOR, 1998	35	271
Charlie Morton, TB, 2019	35	240

MOST STRIKEOUTS, SEASON, RAYS HISTORY

Chris Archer, 2015	252
Chris Archer, 2017	249
Charlie Morton, 2019	240

- ◆ Led the AL in ERA from June 21-25, July 2-29 and Aug 17-20...according to Stats LLC, was the third time a Rays pitcher led the AL in ERA in August (or later), following Cy Young Award winners Blake Snell in 2018 and David Price in 2012.
- ◆ Yielded 2 runs (or fewer) in 22 of 33 starts, 2nd-most in the AL, excluding openers, behind HOU Gerrit Cole (24)...allowed 1 run (or fewer) in 14 starts, tied for 3rd-most in the AL behind Cole (17) and HOU Justin Verlander (16).
- ◆ Opponents hit .179 (27-for-151) against him with RISP, lowest in the AL.
- ◆ Was unbeaten (8-0) in his first 14 starts for the club...his 8-game winning streak with the Rays tied Matt Moore in 2013 for the longest to start a season in club history, and his 14-start unbeaten streak was not only the longest to start a Rays career but was the longest to start a season in club history...it was the 3rd-longest unbeaten streak by a starter in Rays history, behind Ryne Stanek (21) from July 31, 2018–April 29, 2019 and Jeff Niemann (15) from Sep 22, 2009–June 8, 2010.
- ◆ His 10-2 (.833) record before the All-Star break was the best in club history among qualifiers, ahead of Matt Moore (13-3, .813) in 2013.
- ◆ In *Baseball America's* annual Best Tools survey of major league managers, coaches and executives, was ranked as the AL's 2nd-best pitcher behind HOU Justin Verlander and as having the AL's Best Curveball...136 of his 240 SO (56.7 pct.) came on the curveball, most in the majors.

- ◆ Was one of three Rays on the active roster for the entirety of the season, joining Willy Adames and Tommy Pham.
- ◆ On March 29 vs. HOU, made his Rays debut against the team he pitched for the previous two seasons...it was the second time his debut for a new team was against one of his former teams, as his Pirates debut was June 10, 2009 at ATL...his 4th-inning strikeout of Yuli Gurriel was the 1,000th of his career...became the oldest pitcher to start a game for the Rays and record the win since Hideo Nomo (36) on June 27, 2005 vs. TOR, with 2,193 games in between.
- ◆ On June 15 vs. LAA, suffered his first loss since Aug 11, 2018 vs. SEA, snapping both the longest unbeaten streak and longest winning streak of his career...went 11-0 with a 2.68 ERA (111-IP, 33-ER) in 21 starts in between losses.
- ◆ Totaled 29 SO and 0 BB over his 3 starts from Aug 5-16, the first time in his career he made three consecutive starts without a walk...included over this stretch were back-to-back starts with double-digit strikeouts and 0 BB, joining Chris Archer (3) from May 27–June 7, 2015 and James Shields from June 26–July 1, 2007 as the only pitchers in club history to do that.
- ◆ On Sep 25 vs. NYY, his only hit allowed in six scoreless innings was a 2-out, 6th-inning single to DJ LeMahieu...was the third time in his career he went 6 IP (or more) and allowed 1 hit (or fewer), joining July 7, 2014 at STL (7 IP, with PIT) and July 3, 2009 at FLA (6 IP, with PIT).
- ◆ **ALL-STAR GAME:** Selected to the All-Star Game as a result of the Player Balloting, but did not pitch...at 35 years, 8 months, became the oldest pitcher to make the All-Star Game in Rays history, surpassing Fernando Rodney (35 years, 3 months) in 2012...was the 3rd-oldest in club history overall, behind Fred McGriff (36 years, 8 months) in 2000 and Greg Vaughn (36 years, 0 months) in 2001.
- ◆ **POSTSEASON:** Went 2-0 with a 0.90 ERA (10-IP, 1-ER) in two postseason starts.
- ◆ Yielded an unearned run in 5 IP in the AL Wild Card Game at OAK...with the win, became the first pitcher in major league history to record the win in three "winner take all" playoff games.
- ◆ Defeated his former team in Game 3 of the ALDS, helping the Rays avoid elimination...his only run allowed to the Astros in 5 IP was a solo homer to José Altuve...his 9 SO tied Matt Garza in Game 7 of the 2008 ALCS vs. BOS for the most by a Rays pitcher in a postseason game.
- ◆ His four career wins in potential elimination games are tied for the most in major league his-



tory...he joined DET/HOU Justin Verlander, ATL John Smoltz, PHI/ARI/BOS Curt Schilling, SEA/ARI Randy Johnson and CIN Clay Carroll.

66

It's like coming across Jack Nicklaus. There's one of those. There's one Charlie Morton.

FORMER ASTROS TEAMMATE GERRIT COLE
| SI.com |

99

CAREER HIGHLIGHTS

- Over the past two seasons, his .775 winning pct. (31-9) ranks 2nd in the majors behind former teammate HOU Gerrit Cole (.778, 35-10).
- Has hit 117 batters in 1,401.1 IP, most among all active pitchers...next on this list is Félix Hernández, with 105 HBP in 2,729.2 IP.
- Min. 1,000 IP, his 54.3 pct. ground ball rate is 3rd among active pitchers, according to Stats LLC.
- In **2018**, went 15-3 to lead the majors with a .833 winning pct., joining Roger Clemens (.818) in 2004 as the only Astros to ever do that...his 15 wins, 30 starts, 201 SO and 3.13 ERA were all career bests at the time...ranked 7th in the AL in ERA.
- Ranked among AL leaders in opp avg. (.213, 5th) and SO/9 IP ratio (10.83, 5th)...allowed 18 HR in 167 IP for a 0.97 HR/9 IP ratio, 8th-lowest in the AL...tied for the AL lead with 16 HBP.
- Won his first seven decisions spanning 10 starts to extend his winning streak to a then-career-long 10 games, dating back to Sep 15, 2017 vs. SEA...posted a 2.03 ERA (80-IP, 18-ER) and .184 opp avg. (52-for-282) in 13 starts over that span.
- Went 11-2 with a 2.96 ERA (112.1-IP, 37-ER) in 19 starts before the All-Star break and was named to the AL All-Star Team...his 11 wins in the first half tied for 4th in the AL.
- On April 2 vs. BAL, started the Astros home opener and did not allow a run in 6 IP...yielded an unearned run in his next start on April 8 vs. SD to become the eighth pitcher in club history to begin the season making back-to-back starts without allowing an earned run.
- On May 12 vs. TEX, recorded a career-high 14 SO in 7 IP...was the sixth time in Astros history a pitcher recorded 14 SO (or more) and 0 BB.
- Placed on the 10-day IL on Aug 29 with right shoulder discomfort and missed 1 start.
- Named the club's Darryl Kile Award winner by the St. Louis Chapter of the BBWAA...the award


is presented annually to the Cardinals and Astros player who best exemplifies Kile's traits of "a good teammate, a great friend, a fine father and a humble man."

- ALL-STAR GAME:** Added to the AL All-Star Team as an injury replacement, his first career selection...was named to the team to replace NYY Aroldis Chapman the same day Blake Snell was chosen to replace CLE Corey Kluber...was the seventh pitcher used by the AL, and charged a blown save after yielding 2 R/ER in 2 IP...allowed a pair of solo homers to COL Trevor Story and MIL Christian Yelich.
- POSTSEASON:** Started Game 4 of the ALCS against the Red Sox and did not factor in the decision of an 8-6 loss...yielded 3 runs in 2.1 IP.
- Agreed to a two-year contract with the Rays on Dec 21, including a club option for the 2021 season...was the third time under Stuart Sternberg's ownership group the Rays signed a player who was an All-Star the season prior...they signed catcher Wilson Ramos following the 2016 season and right-handed pitcher Grant Balfour following the 2013 season.
- In **2017**, helped the Astros win the World Series in his first season there...tied for 9th in the AL with 14 wins and tied for 10th with a .667 winning pct. ...set then-career-highs with a 1.19 WHIP, .228 opp avg. and 10.00 SO/9 IP ratio.
- Was on the Astros Opening Day roster and started the third game of the season...was 5-3 with a 4.06 ERA (57.2-IP, 26-ER) in 10 starts before a stint on the injured list with a right lat strain...reinstated on July 7 and went 9-4 with a 3.34 ERA (89-IP, 33-ER) in 15 starts after that.
- Was the Astros nominee for the Bob Feller Act of Valor Award, which is awarded annually to a major league player who actively supports service men and women...hosted and met with military veterans from the Wounded Warrior Project at home games throughout the season.
- POSTSEASON:** Went 2-1 with a 4.24 ERA (23.1-IP, 11-ER) in 5 apps (4 starts) as the Astros won their first World Series in franchise history...went 1-0 with a 1.74 ERA (10.1-IP, 2-ER) in 2 apps (1 start) in the World Series...was on the mound for the final out in Game 7.
- Earned the win in Game 7 of both the ALCS and World Series, becoming the first pitcher in major league history to win two Game 7s in a single postseason.
- Became the fifth pitcher in major league history to record the win in Game 7 of the World Series after throwing 4 IP (or more) in relief, and first in 59 years...joined NYY Bob Turley in 1958, NYY



Joe Page in 1947, PIT Ray Kremer in 1925 and WAS-AL Walter Johnson in 1924.

- ◆ Spent the **2016** season with the Phillies but was limited to 4 starts...placed on the injured list on April 24 with a left hamstring strain and missed the remainder of the season.
- ◆ Began the **2015** season on the 15-day IL recovering from right hip surgery...made 9 starts on a rehab assignment before making his season debut with the Pirates on May 25.
- ◆ Traded to the Phillies on Dec 12, ending a seven-year run in the Pirates organization.
- ◆ In **2014**, was winless (0-6) through his first 9 starts despite a 3.45 ERA (57.1-IP, 22-ER) over that span...endured two trips to the injured list late in the season with right hip inflammation...his 19 HBP were the most in the majors.
- ◆ Began the **2013** season on the 15-day IL recovering from Tommy John surgery...returned to the majors on June 13 and made 20 starts for the Pirates...led the NL with 16 HBP.
- ◆ **POSTSEASON:** Started and took the loss in Game 4 of the NLDS against the Cardinals...did not allow a run through 5 IP before yielding a 2-run homer to Carlos Beltrán in the 6th inning.
- ◆ Began the **2012** season on the 15-day IL recovering from offseason hip surgery...returned to make 9 starts for the Pirates before a stint on the injured list for right elbow inflammation...underwent Tommy John surgery on June 14, performed by Dr. James Andrews in Pensacola.
- ◆ Altered his delivery prior to the **2011** season and recorded a then-career-best 3.83 ERA...recorded double-digit wins for the first time in the majors...led the Pirates with 171.2 IP.
- ◆ Allowed only 6 HR and led the majors with a 0.31 HR/9 IP ratio, the lowest for a qualifying starter since SD Kevin Brown (0.28) in 1998.
- ◆ In **2010**, suffered 12 losses in 17 starts, splitting the season between the Pirates and Triple-A Indianapolis...was on the major league injured list for a month with right shoulder fatigue.
- ◆ Made 3 starts for the Toros del Este in the Dominican Winter League.
- ◆ Began the **2009** season with Triple-A Gwinnett in the Braves organization and finished it in the majors with the Pirates...traded on June 3 and made 1 start for Indianapolis before being recalled to the majors for the rest of the season.
- ◆ In **2008**, made 16 apps (15 starts) over three stints with the Braves, his first career major league action...won his major league debut on June 14 at LAA, yielding 3 runs in 6 IP.



WILL VRAGOVIC / TAMPA BAY RAYS

- ◆ Ranked by *Baseball America* as the Best Pitching Prospect in the IL in its Best Tools survey.
- ◆ In **2007**, pitched primarily out of the bullpen for Double-A Mississippi...went 4-1 with a 2.57 ERA (21-IP, 6-ER) in 6 apps (5 starts) for the Peoria Javelinas in the Arizona Fall League...named to the AFL Rising Stars Game.
- ◆ Was 21-37 with a 5.02 ERA (436-IP, 243-ER) over his first five minor league seasons.
- ◆ Ranked by *Baseball America* as having the Best Curveball in the Braves organization following the **2004** and **2003** seasons.

CAREER HIGHS

COMPLETE GAMES (3), SHUTOUTS (2)

5/18/11 at CIN - 5-hit SHO;
4/15/11 at CIN - 5-hit CG;
9/30/09 at CHC - 4-hit SHO

LONGEST RELIEF OUTING

2.0, 9/21/08 vs. NYM

STRIKEOUTS

5, 5/12/18 vs. TEX

WALKS

6, 6/9/18 at TEX

HR ALLOWED

3, 2x-last 5/19/17 vs. CLE

RUNS ALLOWED

10, 8/14/09 at CHC

HITS ALLOWED

11, 5/30/11 at NYM

WIN STREAK

11G, 8/22/18 - 6/10/19

LOSS STREAK

7G, 9/8/13 - 5/18/14



CAREER PITCHING

YEAR	CLUB	W	L	ERA	G	GS	CG	SHO	SV	IP	H	R	ER	HR	HB	BB-I	SO	WP	BK
2002	GCL Braves	1	7	4.54	11	5	0	0	0	39.2	37	34	20	1	2	30-0	32	5	0
2003	Danville	2	5	4.67	14	13	0	0	0	54.0	65	32	28	3	1	25-0	46	9	5
2004	Rome	7	9	4.82	27	18	0	0	2	117.2	140	76	63	7	7	68-2	102	10	0
2005	Rome	5	9	5.20	26	22	0	0	1	124.2	124	84	72	7	14	62-0	86	12	2
2006	Myrtle Beach	6	7	5.40	30	14	0	0	2	100.0	116	70	60	14	4	54-2	75	9	0
2007	Mississippi	4	6	4.29	41	6	0	0	0	79.2	80	41	38	3	6	37-2	67	11	0
2008	Richmond	5	2	2.05	13	12	0	0	0	79.0	51	20	18	0	2	27-0	72	2	0
	Atlanta	4	8	6.15	16	15	0	0	0	74.2	80	56	51	9	2	41-2	48	2	0
2009	Gwinnett	7	2	2.51	10	10	1	1	0	64.2	52	18	18	3	2	16-0	55	2	0
	Indianapolis	0	0	0.00	1	1	0	0	0	7.0	4	0	0	0	1	1-0	7	0	0
	Pittsburgh	5	9	4.55	18	18	1	1	0	97.0	102	49	49	7	5	40-0	62	4	0
2010	Pittsburgh	2	12	7.57	17	17	0	0	0	79.2	112	79	67	15	7	26-3	59	5	1
	Indianapolis	4	4	3.83	14	14	1	0	0	80.0	83	46	34	6	6	30-0	53	3	1
2011	Pittsburgh	10	10	3.83	29	29	2	1	0	171.2	186	82	73	6	13	77-5	110	9	1
2012	Indianapolis	0	0	1.17	1	1	0	0	0	7.2	6	1	1	0	0	1-0	8	0	0
	Pittsburgh	2	6	4.65	9	9	0	0	0	50.1	62	30	26	5	2	11-1	25	4	0
2013	Bradenton	0	0	6.00	1	1	0	0	0	3.0	3	2	2	1	1	0-0	2	0	0
	Altoona	1	1	2.41	4	4	0	0	0	18.2	10	5	2	0	0	6-0	11	1	0
	Indianapolis	0	1	3.79	4	4	0	0	0	19.0	16	10	8	1	1	10-0	12	0	0
	Pittsburgh	7	4	3.26	20	20	0	0	0	116.0	113	51	42	6	16	36-1	85	5	0
2014	Pittsburgh	6	12	3.72	26	26	0	0	0	157.1	143	76	65	9	19	57-2	126	8	0
	Altoona	0	0	4.50	1	1	0	0	0	4.0	4	2	2	0	0	1-0	6	0	0
2015	Altoona	1	0	0.00	1	1	0	0	0	7.0	2	0	0	0	0	2-0	5	0	0
	Indianapolis	1	1	2.03	2	2	0	0	0	13.1	13	4	3	0	0	4-0	17	1	0
	Pittsburgh	9	9	4.81	23	23	0	0	0	129.0	137	77	69	13	12	41-6	96	2	1
2016	Philadelphia	1	1	4.15	4	4	0	0	0	17.1	15	8	8	1	0	8-0	19	1	1
2017	Houston	14	7	3.62	25	25	0	0	0	146.2	125	65	59	14	13	50-1	163	4	0
	Fresno	0	1	1.50	2	2	0	0	0	6.0	4	1	1	1	0	2-0	3	0	0
	Corpus Christi	0	0	0.00	1	1	0	0	0	4.1	1	2	0	0	0	2-0	5	0	0
2018	Houston	15	3	3.13	30	30	0	0	0	167.0	130	63	58	18	16	64-0	201	4	0
2019	Tampa Bay	16	6	3.05	33	33	0	0	0	194.2	154	71	66	15	12	57-0	240	5	1
Minor League Totals		44	55	4.05	204	132	2	1	5	829.1	811	448	373	49	47	378-6	664	65	8
Major League Totals		91	87	4.07	250	249	3	2	0	1401.1	1359	707	633	118	117	508-21	1234	53	5

1: Selected by the Atlanta Braves in the third round of the 2002 June Draft...signed by John Stewart. 2: Acquired by the Pittsburgh Pirates along with OF Gorkys Hernández and LH Jeff Locke from Atlanta in exchange for OF Nate McLouth, June 3, 2009. 3: Acquired by the Philadelphia Phillies from Pittsburgh in exchange for RH David Whitehead, December 12, 2015. 4: Signed by the Houston Astros as a free agent, November 16, 2016. 5: Signed by the Tampa Bay Rays as a free agent, December 21, 2018.

CAREER FIELDING

YEAR	POSITION	PCT	G	PO	A	E	TC	DP
2008	Pitcher	1.000	16	3	7	0	10	0
2009	Pitcher	1.000	18	7	11	0	18	2
2010	Pitcher	.857	17	6	12	3	21	0
2011	Pitcher	.974	29	7	31	1	39	1
2012	Pitcher	.750	9	3	6	3	12	0
2013	Pitcher	1.000	20	4	13	0	17	0
2014	Pitcher	.970	26	9	23	1	33	2
2015	Pitcher	.926	23	9	16	2	27	1
2016	Pitcher	1.000	4	1	2	0	3	0
2017	Pitcher	.826	25	10	9	4	23	1
2018	Pitcher	1.000	30	2	12	0	14	1
2019	Pitcher	1.000	33	9	6	0	15	0
Totals		.940	250	70	148	14	232	8



ALL-STAR GAME PITCHING

YEAR	CLUB	W	L	ERA	G	GS	CG	SHO	SV	IP	H	R	ER	HR	HB	BB-I	SO	WP	BK
2018	AL, Washington, DC	0	0	9.00	1	0	0	0	0	2.0	2	2	2	2	1	1-0	2	1	0
2019	AL, Cleveland	Selected—Did Not Pitch																	

POSTSEASON PITCHING

YEAR	SERIES	CLUB	W	L	ERA	G	GS	CG	SHO	SV	IP	H	R	ER	HR	HB	BB-I	SO	WP	BK
2013	NLDS	PIT vs. STL	0	1	3.18	1	1	0	0	0	5.2	3	2	2	1	0	4-0	4	0	0
2017	ALDS	HOU vs. BOS	0	0	4.15	1	1	0	0	0	4.1	7	2	2	1	0	2-0	6	0	0
	ALCS	HOU vs. NYY	1	1	7.27	2	2	0	0	0	8.2	8	7	7	1	1	3-0	8	1	0
	WS	HOU vs. LAD	1	0	1.74	2	1	0	0	0	10.1	5	2	2	0	1	1-0	11	0	0
2018	ALCS	HOU vs. BOS	0	0	11.57	1	1	0	0	0	2.1	3	3	3	0	1	2-0	2	2	0
2019	ALWC	TB vs. OAK	1	0	0.00	1	1	0	0	0	5.0	5	1	0	0	0	3-0	4	0	0
	ALDS	TB vs. HOU	1	0	1.80	1	1	0	0	0	5.0	3	1	1	1	0	2-0	9	0	0
Postseason Totals			4	2	3.70	9	8	0	0	0	41.1	34	18	17	4	3	17-0	44	3	0

CAREER BATTING

YEAR	CLUB	AVG	AB	R	H	2B	3B	HR	RBI	SH	SF	HB	BB-I	SO	SB	CS	GDP	OBP	SLG
2008	Atlanta	.059	17	0	1	1	0	0	0	3	0	0	0-0	9	0	1	0	.059	.118
2009	Pittsburgh	.129	31	1	4	0	0	0	1	2	0	0	0-0	15	0	0	0	.129	.129
2010	Pittsburgh	.038	26	0	1	0	0	0	0	2	0	0	0-0	18	0	0	1	.038	.038
2011	Pittsburgh	.080	50	0	4	3	0	0	2	11	2	0	1-0	29	0	0	0	.094	.140
2012	Pittsburgh	.000	13	0	0	0	0	0	0	2	0	0	0-0	8	0	0	0	.000	.000
2013	Pittsburgh	.139	36	1	5	0	0	0	1	2	0	0	0-0	11	0	0	0	.139	.139
2014	Pittsburgh	.050	40	1	2	0	0	0	1	8	0	0	1-0	21	0	0	2	.073	.050
2015	Pittsburgh	.028	36	0	1	0	0	0	1	6	0	0	1-0	18	0	0	0	.054	.028
2016	Philadelphia	.167	6	1	1	0	0	0	0	1	0	0	0-0	3	0	0	1	.167	.167
2017	Houston	.000	3	0	0	0	0	0	0	0	0	0	0-0	0	0	0	0	.000	.000
2018	Houston	.167	6	0	1	0	0	0	0	0	0	0	0-0	5	0	0	0	.167	.167
2019	Tampa Bay	.000	2	0	0	0	0	0	0	0	0	0	0-0	2	0	0	0	.000	.000
Major League Totals		.075	266	4	20	4	0	0	6	37	2	0	3-0	139	0	1	4	.085	.090

LEFT-RIGHT BREAKDOWN

	2019				CAREER			
	AVG	AB	H	HR	AVG	AB	H	HR
vs. Left	.227	366	83	11	.271	2501	677	66
vs. Right	.202	351	71	4	.242	2816	682	52

DID YOU KNOW?

PLAYERS INVITED TO SPRING TRAINING

1998: 73 players
1999: 76 players
2000: 69 players
2001: 69 players
2002: 69 players
2003: 73 players
2004: 63 players
2005: 64 players

2006: 63 players
2007: 58 players
2008: 56 players
2009: 62 players
2010: 57 players
2011: 59 players
2012: 59 players
2013: 66 players

2014: 64 players
2015: 62 players
2016: 64 players
2017: 65 players
2018: 69 players
2019: 67 players
2020: 67 players



31

FIRST BASEMAN / OUTFIELDER

BRIAN O'GRADY

Brian P. O'Grady



BATS LEFT

THROWS RIGHT

HEIGHT 6'2"

WEIGHT 215

OPENING DAY AGE 27

MAJOR LEAGUE SERVICE 56 days

BORN 5/17/92 in Philadelphia, PA

RESIDES Philadelphia, PA

CONTRACT STATUS Signed through 2020

SIGNING SCOUT Lee Seras (Reds)

ACQUIRED From the Cincinnati Reds in exchange for a player to be named or cash considerations, 11/27/19

X-RAY REPORT

- ◆ Brian began playing the guitar in fifth grade... he learned from lessons and from his dad, a guitarist and drummer that played in various bands until Brian was born...initially Brian focused on classic rock, but now enjoys a mix of music—especially reggae.
- ◆ He lost a Home Run Derby to Bryce Harper in Cooperstown, N.Y., when he was 11 years old... photos of the event show a "normal-sized" Brian alongside a towering Harper.
- ◆ Brian earned some lighthearted teasing for being late to his first two major league call ups...he was visiting family in Lehigh Valley and enjoying his favorite chicken cheesesteak when he got the call saying he was active that night for the Reds in Cincinnati...he departed Philadelphia at 5:50 p.m. and arrived to the ballpark in the 3rd or 4th inning...he was late for his next call to the big leagues as well after he wasn't notified until an hour before a Sunday day game was set to begin.
- ◆ Brian owns a black cat named Baloo, but swears he's not bad luck...he adopted it as an 8-ounce kitten last August.
- ◆ Ken Griffey Jr. was his favorite player growing up...he had the opportunity to meet Ken Griffey Sr. while with the Reds.

2019 SEASON

- ◆ Appeared in 28 games and made 9 starts (7-CF, 1-LF, 1-1B) over three stints with the Reds, his first career major league action.
- ◆ Made his major league debut on Aug 8 vs. CHC, entering in the 8th inning of a 12-5 loss...on Aug 10 vs. CHC, recorded his first career hit, a pinch-hit single off Alec Mills in the 7th inning...on Sep

10 at SEA, hit his first career homer, a pinch-hit, go-ahead 2-run shot off Austin Adams in the 7th.

- ◆ Was the second Reds player since 2010 to hit his first career homer as a pinch-hitter, joining Gabby Guerrero on Sep 22, 2018 at MIA.
- ◆ Spent most of the season with Triple-A Louisville, where he shared the Mary E. Barney Award with Aristides Aquino as Louisville's co-Most Valuable Player...his 28 HR tied Aquino for most among Reds minor leaguers...ranked 1st with 77 RBI, 59 XBH and 236 total bases.
- ◆ Became the first player in Louisville history with at least 20 HR and 20 SB in a season.
- ◆ Only one other player in the minor leagues matched his combination of 30 2B, 28 HR and 20 SB: Luis Robert recorded 31 2B, 32 HR and 36 SB in the White Sox system.
- ◆ Tied for 5th in the International League in homers, tied for 6th in steals and tied for 8th in RBI.
- ◆ Was on Louisville's injured list from April 14-22 with lower back spasms.
- ◆ Named the Reds Minor League Player of the Month for May, batting .324/.378/.704 (35-for-108) with 9 2B, 10 HR, 22 RBI and 7 SB.
- ◆ Named to the Reds Organizational All-Star Team by MLB.com.
- ◆ Played 19 games for the Aguilas Cibaenas in the Dominican Winter League.
- ◆ Ranked by *Baseball America* as the Best Defensive First Baseman in the IL in its Best Tools survey.

CAREER HIGHLIGHTS

- ◆ Split the 2018 season between Double-A Pensacola and Louisville, batting .280/.358/.512 (90-for-322) with 14 HR and 59 RBI in 105 games.



- Promoted to Louisville on July 20 and from that point through season's end, ranked among IL leaders in avg. (.306, 8th), home runs (8, tied for 4th), RBI (29, 2nd) and slugging pct. (.563, 4th).
- Named to the Reds Organizational All-Star Team by MLB.com.
- Played for the Estrellas de Oriente in the Dominican Winter League and the Aguilas de Mexicali in the Mexican Winter League.
- Missed a month of the **2017** season with a right elbow bone spur...hit .185/.313/.347 (41-for-222) with 8 HR and 27 RBI in 82 games between Class-A Daytona and Pensacola.
- In **2016**, led Reds minor leaguers with 67 BB... ranked 5th in the Florida State League in walks

and 8th with a .363 OBP...was the Reds Minor League Player of the Month for June...played for the Peoria Javelinas in the Arizona Fall League.

- In **2015**, split his first full professional season between Class-A Dayton and Daytona...tied for 6th among Reds minor leaguers with 11 HR.
- In **2014**, ranked 8th in the Pioneer League with 42 RBI and tied for 8th with 26 XBH.

AMATEUR CAREER

- Selected by the Reds in the eighth round of the 2014 June Draft out of Rutgers University, where he earned third team All-Conference honors as a senior...graduated from Archbishop Wood High School in Warminster, Pa.

CAREER BATTING

YEAR	CLUB	AVG	G	AB	R	H	2B	3B	HR	RBI	SH	SF	HB	BB-I	SO	SB	CS	GDP	OBP	SLG
2014	Billings	.257	62	214	44	55	17	3	6	42	0	5	0	35-0	45	7	0	1	.354	.449
2015	Dayton	.271	71	251	44	68	15	6	6	36	1	4	3	46-2	55	21	5	3	.385	.450
	Daytona	.210	45	138	15	29	3	0	5	18	1	1	3	18-0	41	4	1	0	.313	.341
2016	Daytona	.235	107	345	45	81	16	6	9	40	2	4	5	67-1	96	16	4	2	.363	.394
2017	Pensacola	.166	66	169	23	28	4	2	7	21	2	3	2	34-3	59	7	0	1	.308	.337
	Daytona	.245	16	53	4	13	2	1	1	6	1	0	0	7-1	13	1	1	0	.333	.377
2018	Pensacola	.258	63	178	27	46	12	4	6	30	1	5	2	27-1	41	4	1	2	.354	.472
	Louisville	.306	42	144	27	44	9	2	8	29	2	1	2	12-2	39	5	4	1	.365	.563
2019	Louisville	.280	112	429	71	120	30	1	28	77	0	4	4	51-2	136	20	4	1	.359	.550
	Cincinnati	.190	28	42	4	8	2	1	2	3	0	0	2	4-0	17	0	0	0	.292	.429
Minor League Totals		.252	584	1921	300	484	108	25	76	299	10	27	21	297-12	525	85	20	11	.354	.453
Major League Totals		.190	28	42	4	8	2	1	2	3	0	0	2	4-0	17	0	0	0	.292	.429

1: Selected by the Cincinnati Reds in the eighth round of the 2014 June Draft...signed by Lee Seras. 2: Acquired by the Tampa Bay Rays from Cincinnati in exchange for a player to be named and cash considerations, November 27, 2019.

CAREER FIELDING

YEAR	POSITION	PCT	G	PO	A	E	TC	DP
2019	Center Field	1.000	11	20	0	0	20	0
	Left Field	1.000	6	3	0	0	3	0
	First Base	1.000	2	8	1	0	9	0

LEFT-RIGHT BREAKDOWN

	2019					CAREER				
	AVG	AB	H	HR	RBI	AVG	AB	H	HR	RBI
vs. Left	.400	5	2	0	0	.400	5	2	0	0
vs. Right	.162	37	6	2	3	.162	37	6	2	3



37

INFIELDER

KEVIN PADLO

Kevin Michael Padlo



BATS **RIGHT**

THROWS **RIGHT**

HEIGHT **6'2"**

WEIGHT **210**

OPENING DAY AGE **23**

MAJOR LEAGUE SERVICE **None**

BORN **7/15/96** in **Murrieta, CA**

RESIDES **Murrieta, CA**

CONTRACT STATUS **Signed through 2020**

SIGNING SCOUT **Jon Lukens (Rockies)**

ACQUIRED **From the Colorado Rockies along with OF Corey Dickerson in exchange for RH German Márquez and LH Jake McGee, 1/28/16**

X-RAY REPORT

- Kevin enjoys the outdoors and early morning hikes...his favorite is the Tenaja Falls trail south of Los Angeles that includes views of a cascading spring.
- He fielded a ground ball at third to start the first triple play in Double-A Montgomery's 15-year history last season...he stepped on the bag at third, then went around the horn to Tristan Gray and Dalton Kelly.
- Kevin is passionate about nutrition and its benefits to athletes...he enjoys experimenting with simple and healthy food and has been on a strict healthy diet for two years.
- He is an avid country music fan and saw Old Dominion in Tampa over the winter...he tried to learn to play guitar a few years ago while injured, but retired from his musical career after two unsuccessful weeks.
- While traveling to see family on Thanksgiving as a kid, Kevin's parents had to stop at a grocery store for last-minute items...he entertained himself by running up and down the aisles until he slipped and had to be rushed to the hospital for stitches on his head.
- Kevin remembers hitting a walk-off homer on his birthday for his Little League team while the team was making a run at the Little League World Series...the kids celebrated by popping sparkling cider outside the field.

- Led Rays minor leaguers in doubles, home runs and extra-base hits...ranked 4th with 68 BB, 5th with 189 total bases and tied for 7th in RBI.
- Between the two levels, hit .368/.482/.759 (32-for-87) with 7 2B, 9 HR and 20 RBI vs. LHP.
- Promoted to Durham on July 17 and from that point through season's end, ranked among International League leaders in extra-base hits (21, tied for 5th), on-base pct. (.400, 7th) and slugging pct. (.595, 6th).
- Named the Rays Minor League Hitter of the Month for June, batting .329/.446/.759 (26-for-79) with 7 2B, 9 HR and 21 RBI.
- Named Southern League Player of the Week for June 3-9...led SL hitters with 22 total bases and a 1.100 SLG and tied for 1st with 8 RBI...hit a pair of solo homers on June 7 at Jacksonville (Marlins).
- Ranked by *Baseball America* as the No. 17 prospect in the Rays system following the season.

CAREER HIGHLIGHTS

- Spent the **2018** season with Class-A Charlotte...tied for 4th in the Florida State League with 26 2B, which was 9th among Rays minor leaguers.
- Played in a career-high-tying 115 games but his .318 OBP was a career low...hit under .230 for a second consecutive season.
- In **2017**, missed over two months with a left wrist sprain...played 22 games for the Surprise Saguaros in the Arizona Fall League, batting .259/.323/.341 (22-for-85) with 14 RBI.
- In **2016**, spent his first season in the Rays organization with Class-A Bowling Green...his 16 HR ranked 2nd among Rays minor leaguers behind Casey Gillaspie (18)...ranked 2nd with 79 BB, 3rd with 66 RBI and 7th with 71 runs.

2019 SEASON

- Split the season between Montgomery and Triple-A Durham, batting .265/.389/.538 (93-for-351)...his 31 2B and 21 HR were career highs and his 62 RBI were his most since 2016 (66).



- ♦ Named to the Midwest League midseason and postseason All-Star teams.
- ♦ Led the MWL in walks, tied for 3rd in home runs and tied for 6th in runs.
- ♦ Hit .277/.367/.479 (33-for-119) with 2 HR and 22 RBI in 34 games for the Brisbane Bandits in the Australian Baseball League.
- ♦ Ranked by *Baseball America* as the No. 19 prospect in the Rays system following the season.
- ♦ Split the **2015** season between Class-A Asheville and Short-A Boise, batting .257/.372/.447 (87-for-338) with 11 HR, 53 RBI and 35 SB between the two levels...transferred off the Asheville roster on May 16 and joined Boise for the start of the Short-A season on June 17.
- ♦ Led the Northwest League with 22 2B, 33 XBH, 128 total bases and a .906 OPS...ranked 2nd with 46 RBI, 45 BB, 33 SB and a .502 SLG, 3rd with a .404 OBP and tied for 3rd with 9 HR.

- ♦ Tied for 1st among Rockies minor leaguers with 59 BB and tied for 3rd with 35 SB.
- ♦ Named to the Northwest League midseason and postseason All-Star teams and the Rockies Organizational All-Star Team by MLB.com.
- ♦ Ranked by *Baseball America* as the No. 18 prospect in the Rockies system following the season.
- ♦ In **2014**, his 44 RBI ranked 7th in the Pioneer League and his 27 XBH tied for 6th.

AMATEUR CAREER

- ♦ Selected by the Rockies in the fifth round of the 2014 June Draft out of Murrieta Valley (Calif.) High School...was high school teammates with Yankees infielder Tyler Wade...the two covered the left side of the Murrieta Valley infield.
- ♦ Also played basketball at Murrieta Valley and received several Division II offers.
- ♦ Committed to the University of San Diego before signing with the Rockies.

CAREER BATTING

YEAR	CLUB	AVG	G	AB	R	H	2B	3B	HR	RBI	SH	SF	HB	BB-I	SO	SB	CS	GDP	OBP	SLG
2014	Grand Junction	.300	48	160	32	48	15	4	8	44	1	2	4	31-0	38	6	1	2	.421	.594
2015	Asheville	.145	27	83	11	12	5	0	2	7	0	1	1	14-0	26	2	1	1	.273	.277
	Boise	.294	70	255	44	75	22	2	9	46	1	3	4	45-0	62	33	5	4	.404	.502
2016	Bowling Green	.229	115	414	71	95	22	3	16	66	2	6	7	79-1	134	14	9	10	.358	.413
2017	Charlotte	.223	64	220	28	49	13	3	6	34	0	4	0	35-1	60	4	5	5	.324	.391
	GCL Rays	.118	5	17	3	2	0	1	0	1	0	0	1	3-0	1	1	0	2	.286	.235
2018	Charlotte	.223	115	385	54	86	26	0	8	54	0	6	9	47-0	119	5	0	6	.318	.353
2019	Montgomery	.250	70	220	39	55	20	0	12	35	0	6	4	47-3	70	11	4	2	.383	.505
	Durham	.290	40	131	25	38	11	1	9	27	0	0	3	21-0	46	1	0	3	.400	.595
Minor League Totals		.244	554	1885	307	460	134	14	70	314	4	28	33	322-5	556	77	25	35	.359	.441

1: Selected by the Colorado Rockies in the fifth round of the 2014 June Draft...signed by Jon Lukens. 2: Acquired by the Tampa Bay Rays along with OF Corey Dickerson from Colorado in exchange for RH German Márquez and LH Jake McGee, January 28, 2016.

DID YOU KNOW?

RAYS & MLB VISIT CUBA

On March 20-22, 2016, the Rays traveled to Havana, Cuba, after being selected via lottery to be the first Major League Baseball team to visit Cuba since the 1999 Orioles. The voyage coincided with the historic diplomatic visit of President Barack Obama, the first sitting U.S. President to visit Cuba since Calvin Coolidge in 1928. Among the 55,000 in attendance at Estadio Latinoamericano for the March 21 contest were many dignitaries, including President Obama and the First Lady, Cuban President Raúl Castro, Cuban-born stars Luis Tiant and José Cardenal, MLB Commissioner Rob Manfred, Derek Jeter and Joe Torre. The Rays defeated the Cuban National Team, 4-1.

There were 17 Cuban-born players on 2019 Opening Day rosters, the 5th-most of any country behind the U.S., Dominican Republic, Venezuela and Puerto Rico. The Rays have had 12 Cuban-born players in franchise history, and OF Randy Arozarena has a chance to join this group.



7 CATCHER

MICHAEL PEREZ

Michael Perez Mendez



BATS LEFT	THROWS RIGHT	HEIGHT 5'10"	WEIGHT 195
------------------	---------------------	---------------------	-------------------

OPENING DAY AGE 27	MAJOR LEAGUE SERVICE 1 year
BORN 8/7/92 in Bayamon, PR	RESIDES Wesley Chapel, FL
CONTRACT STATUS Signed through 2020	SIGNING SCOUT Frankie Thon Jr. (D-backs)
ACQUIRED From the Arizona Diamondbacks along with RH Brian Shaffer in exchange for RH Matt Andriese, 7/25/18	

X-RAY REPORT

- As a child, he was once bored while alone at his grandparents' house and decided to take some practice swings indoors...unfortunately, his bat found a nearby lamp instead of a baseball.
- Michael grew up watching Iván Rodríguez and Yadier Molina and aims to uphold the legacy of Puerto Rican-born catchers in the majors.
- His pregame routine consists of swinging a bat 10 times with his left hand, then switching and taking 10 more swings with his right, followed by a few normal swings...he created the routine in 2016 to help prepare him mentally for the game.
- Michael and his wife, Maria, have three children: Iliany (8), Camila (6) and Liam (1)...both of his daughters are involved with gymnastics and he helps them practice by performing moves like splits and jumps with them around the house.

2019 SEASON

- Appeared in 22 games and made 15 starts over three stints with the Rays: Opening Day–June 9, which included a stint on the 10-day IL, July 26–27 and Sep 1 through season's end.
- Was on the 10-day IL (right oblique strain) from May 8–June 9 and optioned to Triple-A Durham after his reinstatement given the presence of Travis d'Arnaud and Mike Zunino.
- Made his first Opening Day roster.
- Hit .245/.338/.495 (45-for-184) with a career-high 13 HR and 42 RBI for the Bulls, including 6 HR in 22 games following his July 27 option.
- On Aug 7 vs. Syracuse (Mets), celebrated his 27th birthday by catching a 9-inning no-hitter while going 1-for-3 with 1 2B and 1 BB at the plate...the Bulls used four pitchers, including a rehabbing

José Alvarado, for their first 9-inning no-hitter since July 16, 2016 at Syracuse...eight of the nine hitters, plus a 9th-inning pinch-hitter, in the Mets lineup had major league experience.

- Played for the Toros del Este in the Dominican Winter League and the Cangrejeros de Santurce in the Puerto Rican Winter League.

CAREER HIGHLIGHTS

- In **2018**, was acquired from the D-backs on July 25 and took over as the Rays starting catcher... appeared in 24 games, including 22 starts, before a season-ending hamstring injury.
- Caught AL Cy Young Award winner Blake Snell in 4 starts, and Snell pitched to a 0.82 ERA (22-IP, 2-ER) in those games.
- On July 26 vs. BAL, made his major league debut after 572 games over eight minor league seasons...doubled off Alex Cobb in his second at-bat for his first career hit.
- On Aug 7 vs. BAL, struck out in the 9th inning after coming within inches of his first career homer—the ball landed three seats over from Dan Johnson's game-tying, 9th-inning homer in "Game 162" on Sep 28, 2011 vs. NYY...would have become the first player in the majors to hit a walk-off homer on his birthday since CWS Andruw Jones on April 23, 2010 vs. SEA, and would have become the second player in major league history to have his first career homer go for a walk-off on his birthday, following CLE Carroll Hardy in 1958.
- On Aug 10 at TOR, hit his first career home run, a 2-run shot off Marco Estrada in the 3rd inning.
- On Aug 24 vs. BOS, recorded a career-high 4 RBI, on a 2-run double in the 2nd inning and 2-run single in the 3rd, both off Hector Velázquez.





KEVIN SABITUS / TAMPA BAY RAYS

- ◆ On Aug 28 at ATL, suffered a season-ending left hamstring strain after a slide from Adam Duvall at the plate in the 8th inning...was placed on the 10-day IL on Aug 31.
- ◆ Played in Triple-A Reno until the trade, throwing out 34.8 pct. (16 of 46) of attempted base stealers there...hit .284/.342/.417 (62-for-218) with 6 HR and 29 RBI in 58 games.
- ◆ Played 7 games for the Cangrejeros de Santurce in the Puerto Rican Winter League.
- ◆ Spent the majority of the **2017** season with Double-A Jackson, aside from a late-season call up to Reno, his first career Triple-A action...combined to hit .284/.370/.446 (77-for-271) with 6 HR and 45 RBI between the two levels.
- ◆ Was on the injured list from April 25–May 5 with a right knee contusion.
- ◆ Played 16 games for the Salt River Rafters in the Arizona Fall League.
- ◆ Ranked by *Baseball America* as the No. 30 prospect in the D-backs system following the season...the publication also tabbed him as the Best Defensive Catcher in the organization.
- ◆ In **2016**, hit .234 (65-for-278) with 4 HR and 29 RBI in 86 games between Double-A Mobile and Class-A Visalia...split the **2015** season between Visalia and Class-A Kane County.
- ◆ In **2014**, named Class-A South Bend Player of the Month for July, batting .296 (21-for-71) with 2 HR and 13 RBI...missed time in August due to a concussion...played 17 games for the Senadores de San Juan in the Puerto Rican Winter League.
- ◆ Split the **2013** season between Visalia and South Bend...missed time in spring training with a fractured hamate bone in his wrist...missed three weeks in May after he was hit in the face by a bat...threw out 43.5 pct. (20 of 46) of attempted base stealers for Visalia.
- ◆ Ranked by *Baseball America* as the No. 20 prospect in the D-backs system following the season...the publication also tabbed him as the Best Defensive Catcher in the organization for a second consecutive year.
- ◆ In **2012**, ranked 2nd in the Pioneer League with 60 RBI and 4th with a .542 SLG...threw out 52.3 pct. (34 of 65) of attempted base stealers for Rookie-level Missoula, best in the league.
- ◆ Named to the Pioneer League postseason All-Star Team.
- ◆ Named to the D-backs Organizational All-Star Team by MLB.com.
- ◆ Played 9 games for the Ateneos de Manatí in the Puerto Rican Winter League.
- ◆ Ranked by *Baseball America* as the No. 12 prospect in the D-backs system and No. 7 prospect in the Pioneer League following the season.
- ◆ In **2011**, appeared in 7 games for the AZL D-backs after signing in August...homed in his first professional at-bat...played for the Gigantes de Carolina in the Puerto Rican Winter League...ranked by *Baseball America* as the No. 24 prospect in the D-backs system following the season.



CAREER BATTING

YEAR	CLUB	AVG	G	AB	R	H	2B	3B	HR	RBI	SH	SF	HB	BB-I	SO	SB	CS	GDP	OBP	SLG
2011	AZL D-backs	.217	7	23	5	5	2	0	2	3	0	0	0	2-0	10	1	0	0	.280	.565
2012	Missoula	.293	58	225	43	66	16	5	10	60	0	4	5	20-0	72	0	1	3	.358	.542
2013	Visalia	.173	47	179	21	31	9	0	5	24	0	2	1	11-0	78	1	1	2	.223	.307
	South Bend	.247	46	162	20	40	12	2	2	14	0	2	0	14-1	55	0	0	3	.303	.383
2014	South Bend	.238	98	319	53	76	21	4	9	35	1	4	2	62-0	92	1	3	7	.362	.414
	Visalia	.188	34	117	15	22	6	0	3	20	1	2	2	9-0	37	1	0	0	.254	.316
2015	Kane County	.224	55	183	18	41	9	0	1	26	0	1	2	20-0	31	4	3	5	.306	.290
	Mobile	.205	39	122	7	25	4	1	3	10	0	1	1	7-0	29	0	1	4	.252	.328
2016	Visalia	.256	47	156	17	40	10	2	1	19	0	2	0	15-0	33	1	0	3	.318	.365
	Jackson	.279	80	262	29	73	23	0	5	39	1	2	2	35-2	61	0	2	2	.365	.424
2017	Reno	.444	3	9	2	4	1	1	1	6	0	0	0	1-0	0	0	0	1	.500	1.111
	Reno	.284	58	218	30	62	9	1	6	29	0	2	0	20-0	40	0	1	4	.342	.417
2018	Tampa Bay	.284	24	74	9	21	5	0	1	11	1	2	0	3-0	19	0	0	0	.304	.392
	Tampa Bay	.217	22	46	6	10	5	0	0	2	0	0	1	8-0	19	0	0	0	.345	.326
2019	Charlotte	.556	3	9	1	5	0	0	0	1	0	0	0	0-0	1	0	0	0	.556	.556
	Durham	.245	54	184	23	45	7	0	13	42	0	4	0	28-0	51	0	2	4	.338	.495
Minor League Totals		.247	629	2168	284	535	129	16	61	328	3	26	15	244-3	590	9	14	38	.324	.405
Major League Totals		.258	46	120	15	31	10	0	1	13	1	2	1	11-0	38	0	0	0	.321	.367

1: Selected by the Arizona Diamondbacks in the fifth round of the 2011 June Draft...signed by Frankie Thon Jr. 2: Acquired by the Tampa Bay Rays along with RH Brian Shaffer from Arizona in exchange for RH Matt Andriese, July 25, 2018.

CAREER FIELDING

YEAR	POSITION	PCT	G	PO	A	E	TC	DP	PB
2018	Catcher	1.000	24	175	18	0	193	0	0
2019	Catcher	.993	20	130	12	1	143	3	0
	First Base	1.000	2	4	0	0	4	0	-
Totals		.997	44	305	30	1	336	3	0
First Base		1.000	2	4	0	0	4	0	-

LEFT-RIGHT BREAKDOWN

	2019					CAREER				
	AVG	AB	H	HR	RBI	AVG	AB	H	HR	RBI
vs. Left	.273	11	3	0	0	.333	24	8	0	1
vs. Right	.200	35	7	0	2	.240	96	23	1	12

DID YOU KNOW?

A GLOBAL GAME

On 2019 Opening Day, 28.5 pct. of all major leaguers were born outside the 50 United States, spanning 20 countries and territories. This figure has grown from an internationally-born figure of 16.9 pct. in 1995. On 2017 Opening Day, an all-time record 29.8 pct. of all major league players—a high of 259 players in all—represented countries outside of the U.S. by birthplace.



38

LEFT-HANDED PITCHER

COLIN POCHE

Colin Michael Poche (poh-SHAY)



BATS LEFT

THROWS LEFT

HEIGHT 6'3"

WEIGHT 225

OPENING DAY AGE 26

MAJOR LEAGUE SERVICE 114 days

BORN 1/17/94 in Columbus, OH

RESIDES Houston, TX

CONTRACT STATUS Signed through 2020

SIGNING SCOUT J.R. Salinas (D-backs)

ACQUIRED From the Arizona Diamondbacks along with RH Sam McWilliams (as players to be named, 5/1/18), LH Anthony Banda and INF Nick Solak in a three-team trade with the New York Yankees in exchange for OF Steven Souza Jr., 2/20/18

X-RAY REPORT

- Colin proposed to his fiancé, Jessica, in January while the two were in Houston at the Color Factory, an art museum...he popped the question in a room where confetti perpetually rains down from above.
- He won his school's third grade spelling bee to earn the right to compete at the district level, where he was subsequently "destroyed" and made an early exit.
- Colin was called up to make his debut for the second game of a doubleheader in Boston...the move was not official until the first game concluded, so he was not permitted in the Rays clubhouse until that time...as the first game ended, he was still sitting in an Uber ride in traffic...he eventually got out and walked from the downtown hotel to Fenway Park with his large Rays bag as Red Sox fans streamed the opposite direction...he arrived drenched in sweat 40 minutes before the game and was on the mound in the 2nd inning.
- He only played basketball up to his freshman year of high school, but has been able to dunk since his senior year...the first time he dunked on someone was at a local gym, just in time for his best friend's dad to walk in and witness it—the only person he knew who did.
- Colin was college teammates with fellow hurler Jalen Beeks and bullpen catcher Jean Ramirez at Arkansas.

2019 SEASON

- Selected from Triple-A Durham on June 8, between games of a doubleheader at BOS, and made his major league debut in the second

game...stayed in the majors the rest of the season, making a team-high 51 apps over that span.


- Led AL lefty relievers with a .181 opp avg. (33-for-182), and ranked 7th overall among AL relievers...min. 50 IP, his 12.54 SO/9 IP ratio ranked 4th among AL lefties behind NYY Aroldis Chapman (13.42), BOS Chris Sale (13.32) and CLE Brad Hand (13.19).
- Yielded 9 HR in 51.2 IP, but only 1 HR in his last 23 apps spanning 22 IP...27.3 pct. (9 of 33) of his hits allowed were homers...six of his 9 HR either tied the game (2) or gave the opponent a lead (4), with all six of those in the 7th inning (or later).
- Pitched to a 3.46 ERA (13-IP, 5-ER) over his last 15 apps, from Aug 30 through season's end...this stretch lowered his ERA from 5.12 to 4.70.
- Began his major league career with 27 SO and 1 BB through 17 apps as well as 57 SO and 7 BB through 35 apps, but after that totaled 12 BB and 15 SO in his last 16 apps.
- Went 4-1 with a 2.15 ERA (29.1-IP, 7-ER) and 8.20 SO/BB ratio in 28 apps at Tropicana Field, but 1-4 with a 8.06 ERA (22.1-IP, 20-ER) and 2.21 SO/BB ratio in 23 apps on the road.
- On June 8 at BOS (G2), became the third Ray all-time to enter in relief and take the loss in his major league debut, following Álex Torres on July 18, 2011 vs. NYY and Franklin Núñez on Aug 14, 2004 at TEX...inherited 2-on, 1-out in the 2nd inning and stranded both, then yielded back-to-back singles to start the 3rd and was replaced with 2-on, 2-out, with both runs later scoring on a Michael Chavis double.
- On June 16 vs. LAA, retired all 6 BF, including 3 SO, for his first career win.



- On July 16 at NYY, recorded the last 2 outs of the 7th inning, then allowed a leadoff walk in the 8th and five consecutive batters to reach with 2 outs, including a go-ahead, 2-run homer by Aaron Judge and grand slam by Didi Gregorius... his 6 runs allowed were a career high, and it marked the first multi-HR app of his career.
- On July 26 at TOR, entered with a 3-1 lead and got three flyouts for his first career save.
- On Aug 29 at HOU, started the 5th inning and allowed 5 BB, including walks to his last 3 BF and game-tying and go-ahead bases-loaded walks... his 5 BB were the most by a Rays reliever since Justin Marks (5) on Sep 9, 2016 at NYY and the first time in franchise history a Rays reliever allowed 5 BB in an outing of 0.2 IP (or fewer).
- Went 2-2 with a 6.26 ERA (27.1-IP, 19-ER) with 48 SO in 20 apps (2 starts) for Durham...from the start of May until he was selected to the major league roster, went 2-0 with a 3.38 ERA (18.2-IP, 7-ER) and 33 SO in 13 apps (2 starts) with the Bulls, including 11 scoreless outings.
- **POSTSEASON:** Pitched in all 5 games of the ALDS against the Astros...became the third rookie to appear in 5 games of a Division Series, joining WAS Sammy Solis in 2016 and TOR Aaron Sanchez in 2015...totaled 0 BB and 6 SO in his 5 apps and his only run allowed was a Robinson Chirinos homer in Game 4.

CAREER HIGHLIGHTS

- In **2018**, named Minor League Reliever of the Year by the Rays Baseball Operations department...began the season with Double-A Jackson in the D-backs organization, then pitched for Double-A Montgomery and Durham in the Rays system following a May 1 acquisition as a player to be named in the Steven Souza Jr. trade.
- Between the two organizations, went 6-0 with a 0.82 ERA (66-IP, 6-ER) and 110 SO for a 15.0 SO/9 IP ratio...no minor league pitcher with as many innings recorded a better SO/9 IP ratio...struck out 45.6 pct. of his batters faced.
- Named the Rays Minor League Pitcher of the Month for June, going 1-0 with a 0.57 ERA (15.2-IP, 1-ER) and 28 SO.
- Made 5 apps in the International League postseason, recording 12 SO in 7 IP, to help the Bulls win a second consecutive Governors' Cup.
- Named to the Rays Organizational All-Star Team by MLB.com and *Baseball America*'s Minor League All-Star Team.
- Ranked by *Baseball America* as the No. 20 prospect in the Rays system following the season.



KEVIN SABITUS / TAMPA BAY RAYS

- In **2017**, went 3-1 with a 1.25 ERA (50.1-IP, 7-ER) and 81 SO in 31 apps between Class-A Visalia and Class-A Kane County, the 6th-lowest ERA among full-season minor leaguers (min. 50 IP).
- Named to the Diamondbacks Organizational All-Star Team by MLB.com.
- Went 1-0 with a 3.31 ERA (16.1-IP, 6-ER) in 11 apps for the Salt River Rafters in the Arizona Fall League.
- Ranked by *Baseball America* as the No. 29 prospect in the D-backs system following the season.
- In **2016**, pitched for Short-A Hillsboro in his first professional season...four of his first 5 apps were starts, then pitched exclusively out of the bullpen the rest of the season.

AMATEUR CAREER

- Selected by the Diamondbacks in the 14th round of the 2016 June Draft out of Dallas Baptist University, the same program that produced former Ray Ben Zobrist.
- Began his collegiate career at the University of Arkansas...underwent Tommy John surgery following his sophomore season.
- Previously selected by the Orioles in the fifth round of the 2012 June Draft, but did not sign.



CAREER HIGHS

LONGEST OUTING

2.0, 3x-last 8/21/19 vs. SEA

STRIKEOUTS

5, 7/3/19 vs. BAL

WALKS

5, 8/29/19 at HOU

HR ALLOWED

2, 7/16/19 at NYY

RUNS ALLOWED

6, 7/16/19 at NYY

HITS ALLOWED

4, 7/16/19 at NYY

WIN STREAK

2G, 2x-last 8/17/19 - 9/2/19

LOSS STREAK

3G, 7/13/19 - 7/23/19

CAREER PITCHING

YEAR	CLUB	W	L	ERA	G	GS	CG	SHO	SV	IP	H	R	ER	HR	HB	BB-I	SO	WP	BK
2016	Hillsboro	1	2	3.19	21	4	0	0	0	31.0	20	14	11	2	1	17-0	36	3	0
2017	Visalia	1	1	1.40	18	0	0	0	2	25.2	14	5	4	0	0	13-2	37	2	0
	Kane County	2	0	1.09	13	0	0	0	1	24.2	16	3	3	0	0	6-1	44	1	1
2018	Jackson	0	0	0.00	9	0	0	0	1	11.0	3	0	0	0	0	2-0	23	1	0
	Montgomery	1	0	0.00	3	0	0	0	0	5.0	1	0	0	0	0	0-0	9	0	0
	Durham	5	0	1.08	28	2	0	0	1	50.0	29	7	6	2	0	17-0	78	1	1
2019	Durham	2	2	6.26	20	2	0	0	0	27.1	32	20	19	4	0	9-0	48	1	0
	Tampa Bay	5	5	4.70	51	0	0	0	2	51.2	33	27	27	9	5	19-1	72	2	0
Minor League Totals		12	5	2.22	112	8	0	0	5	174.2	115	49	43	8	1	64-3	275	9	2
Major League Totals		5	5	4.70	51	0	0	0	2	51.2	33	27	27	9	5	19-1	72	2	0

1: Selected by the Arizona Diamondbacks in the 14th round of the 2016 June Draft...signed by J.R. Salinas. 2: Acquired by the Tampa Bay Rays along with RH Sam McWilliams (as players to be named, May 1, 2018) and LH Anthony Banda from Arizona as part of a three-team trade, February 20, 2018. The New York Yankees sent INF Nick Solak to Tampa Bay and RH Taylor Widener to Arizona. Tampa Bay sent OF Steven Souza Jr. to Arizona. Arizona sent INF Brandon Drury to New York.

CAREER FIELDING

YEAR	POSITION	PCT	G	PO	A	E	TC	DP
2019	Pitcher	1.000	51	0	1	0	1	0

POSTSEASON PITCHING

YEAR	SERIES	CLUB	W	L	ERA	G	GS	CG	SHO	SV	IP	H	R	ER	HR	HB	BB-I	SO	WP	BK
2019	ALDS	TB vs. HOU	0	0	2.08	5	0	0	0	0	4.1	2	1	1	1	0	0-0	6	0	0

LEFT-RIGHT BREAKDOWN

	2019				CAREER			
	AVG	AB	H	HR	AVG	AB	H	HR
vs. Left	.167	66	11	3	.167	66	11	3
vs. Right	.190	116	22	6	.190	116	22	6



11

OUTFIELDER

HUNTER RENFROE

Dustin Hunter Renfroe

BATS RIGHT

THROWS RIGHT

HEIGHT 6'1"

WEIGHT 230

OPENING DAY AGE 28

MAJOR LEAGUE SERVICE 2 years, 165 days

BORN 1/28/92 in Crystal Springs, MS

RESIDES Utica, MS

CONTRACT STATUS Signed through 2020

SIGNING SCOUT Andrew Salvo (Padres)

ACQUIRED From the San Diego Padres along with INF Xavier Edwards and a player to be named in exchange for OF Tommy Pham and INF/RH Jake Cronenworth, 12/6/19

X-RAY REPORT

- Days after the Padres made him their top pick out of Mississippi State in 2013, Hunter caught a possum with his bare hands as a friend captured the achievement on video...the clip made the rounds on social media...the next day, his coaches suggested he cease the practice, since the Padres might not appreciate it as much as his friends.
- Hunter and Oakland Raiders wide receiver Hunter Renfrow share a phonetic connection... Hunter reached out to his football counterpart after receiving tweets from confused fans trying to congratulate Renfrow for his 88 receiving yards for Clemson in the 2016 National Championship game...the two began exchanging messages and formed a friendship before finally meeting in person when the Padres visited Oracle Park in June 2019.
- He met his wife, Courtney, while the two were in high school at Copenh (Miss.) Academy, where she was a state champion tennis player...both love to hunt, fish and enjoy the outdoors.
- Hunter has a dog named Timber, a boykin spaniel, and guarantees he is the most beautiful dog you've ever seen.
- He grew up a fan of Chipper Jones and the Braves...TBS heavily featured the Braves and was one of the six channels he had at home growing up in Mississippi.

2019 SEASON

- Hit a career-high 33 HR, tied for 7th among NL outfielders and the most by a Padre since Adrián González (40) in 2009...set career highs with 140 games, 64 runs, 46 BB and 53 XBH.
- 233 of his 494 PA (47.2 pct.) ended with either a home run (33), walk (46) or strikeout (154).

- Tied for 5th in the majors with 27 HR prior to the All-Star break...endured elbow and ankle injuries in the second half, hitting 6 HR in 59 games.
- Avoided a stint on the injury list but aggravated his right ankle injury in September...following the injury, played in only 13 of the Padres 23 remaining games and started seven of them.
- He and Manny Machado (32) became the second pair of Padres teammates with 30 HR in the same season...the only other pair to do it was Phil Nevin (41) and Ryan Klesko (30) in 2001.
- Hit 11 HR in 113 AB against left-handed pitching...his 10.27 AB/HR ratio against southpaws ranked 2nd in the NL (min. 100 AB) behind teammate Manny Machado (9.77).
- Was a finalist for the Rawlings NL Gold Glove Award for right field, won by ARI David Peralta.
- Recorded 13 outfield assists, tied with PHI Bryce Harper for most in the NL and one shy of CWS Leury Garcia for most in the majors.
- His 23 Defensive Runs Saved tied LAD Cody Bellinger for 2nd among major league outfielders behind WAS Victor Robles (25).
- Was selected as the Padres nominee for the Roberto Clemente Award.
- On May 5 vs. LAD, hit the first pinch-hit, walk-off grand slam in Padres history...connected off Kenley Jansen to turn a 5-4 deficit into an 8-5 win...was his fifth career pinch-hit homer, fifth grand slam and second walk-off homer...his five grand slams are tied with Nate Colbert for 2nd in Padres history behind Phil Nevin (7).
- On June 14 at COL, homered in the 2nd, 9th and 12th innings for the second 3-HR game of his career...joined Steve Finley as the only players in Padres history with multiple 3-HR games...also

singled in the 8th to tie the Padres single-game record with 13 total bases.

- ♦ After the season, underwent surgery to remove a bone spur from the top of his right foot.
- ♦ Acquired by the Rays on Dec 6...was the second time in franchise history the Rays made an offseason trade for a player coming off a 30-HR season, following the acquisition of Vinny Castilla in December 1999.

MOST HR BEFORE ALL-STAR BREAK, MLB, 2019

Christian Yelich, MIL	31
Pete Alonso, NYM	30
Cody Bellinger, LAD	30
Mike Trout, LAA	28
Hunter Renfroe, SD	27
Josh Bell, PIT	27

MOST DEFENSIVE RUNS SAVED, OUTFIELD, MLB, 2019

	INNINGS	DRS
Victor Robles, WAS	1,308.2	25
Hunter Renfroe, SD	998.0	23
Cody Bellinger, LAD	1,082.0	23
Lorenzo Cain, MIL	1,177.1	22

MOST OUTFIELD ASSISTS, N.L., 2019

Hunter Renfroe, SD	13
Bryce Harper, PHI	13
Victor Robles, WAS	12

CAREER HIGHLIGHTS

- ♦ Has 28 outfield assists over the last three seasons (2017-19), most in the NL.
- ♦ In 2018, hit a team-high 26 HR, matching his total from his rookie season...ranked 2nd on the club with 68 RBI and 50 XBH despite playing in only 117 games due to right elbow inflammation.
- ♦ Hit 19 HR in 60 games after the All-Star break, compared to 7 HR in 57 games before it...his 12.05 AB/HR ratio in the second half ranked 4th in the majors and 2nd in the NL behind Most Valuable Player MIL Christian Yelich (10.24).
- ♦ Hit .302/.322/.613 (32-for-106) with 9 HR and 27 RBI in 27 games (25 starts) in August, leading the NL in RBI...homered in four consecutive games from Aug 5-9, the longest streak of his career.
- ♦ Won the Chairman's Award, which is presented annually to a Padres player or coach for being a leader in community outreach.
- ♦ On June 3 vs. CIN, hit a pinch-hit grand slam in the 5th inning off Luis Castillo...it was the first

pinch-hit grand slam to give the Padres a lead since Archi Cianfrocco on July 21, 1995 at ATL.

- ♦ On Aug 9 at MIL, hit a go-ahead grand slam in the 9th inning off Joakim Soria...it was the first time the Padres got a go-ahead slam in the 9th inning or later since Derek Norris on May 29, 2015 vs. PIT...it gave him the club's last four grand slams, the longest streak in Padres history.
- ♦ In 2017, tied for 3rd among major league rookies and set a Padres rookie record with 26 HR...also ranked among NL rookie leaders in doubles (25, 4th), RBI (58, 5th) and hits (103, 6th).
- ♦ Led NL rookies with 9 outfield assists.
- ♦ Appeared in 122 games and made 118 starts over two stints with the Padres...was on the injured list from July 10-19 with neck spasms.
- ♦ Was selected as the Padres nominee for the Roberto Clemente Award.
- ♦ Optioned to Triple-A El Paso on Aug 18 and responded with back-to-back Pacific Coast League Player of the Week awards.
- ♦ On May 15, 2017 vs. MIL, hit his first career walk-off homer, a 2-run shot in the 10th inning.
- ♦ Hit his second career grand slam on May 29 vs. CHC...according to the Elias Sports Bureau, joined Melvin Nieves in 1995 as the only Padres with two grand slams as a rookie.
- ♦ On Sep 20 vs. ARI, became the first Padres rookie to ever hit 3 HR in a single game...it was the club's first 3-HR game since Phil Nevin on Oct 6, 2001 vs. COL, and their first ever at Petco Park.
- ♦ In 2016, selected to the major league roster on Sep 21 and appeared in 11 games for the Padres...earned NL Player of the Week honors for Sep 26-Oct 2 in his first full week in the majors.
- ♦ Made his major league debut as a 7th-inning pinch-hitter on Sep 21 vs. ARI and was intentionally walked, the first player to do that in his first career plate appearance since TOR Luis Lopez on April 29, 2001 vs. ANA.
- ♦ On Sep 22 vs. SF, made his first career start and went 2-for-4...singled in his first two at-bats in the 2nd and 5th innings off Jeff Samardzija.
- ♦ On Sep 24 vs. SF, his first career home run came in the 4th inning off Madison Bumgarner.
- ♦ On Sep 27 vs. LAD, finished with 2 HR and 7 RBI in his sixth career game, including an 8th-inning grand slam off Louis Coleman...was the second player since Baseball Reference data is available (1908) with 7 RBI in one of his first 6 games, joining HOU J.R. Towles (8) on Sep 20, 2007 at STL.
- ♦ His 7 RBI were a Padres rookie record and one shy of tying the club record overall.



- On Sep 28 vs. LAD, hit a 2-run single and 2-run homer, both off José De León...according to the Elias Sports Bureau, became the first rookie with 3 HR and 11 RBI over a 2-game span since BOS Fred Lynn from June 17-18, 1975 at DET.
- Spent the entire minor league season with El Paso and his 30 HR tied for most among Triple-A hitters...received Pacific Coast League Most Valuable Player honors and helped lead the Chihuahuas to their first championship.
- Led Padres minor leaguers with 34 2B, 30 HR, 105 RBI, 69 XBH and 297 total bases.
- Named to the Pacific Coast League midseason and postseason All-Star teams...led the league in extra-base hits and ranked 2nd in RBI.
- Was the cleanup hitter for the U.S. team in the Futures Game in July at Petco Park.
- Named to the Padres Organizational All-Star Team by MLB.com.
- Ranked by *Baseball America* as the No. 44 overall prospect in the minors following the season, up from No. 86 the year prior...was the No. 3 prospect in the Padres system...named by the publication to its Triple-A All-Star Team.
- Split the **2015** season between Double-A San Antonio and El Paso, batting .272/.321/.462 (139-for-511) with 20 HR and 78 RBI in 133 games...led the Texas League with 14 outfield assists.
- In **2014**, received California League midseason All-Star honors...led the league with 16 HR at the time of his June 18 promotion to San Antonio.
- Started in right field for the U.S. team in the Futures Game in July at Target Field.
- Hit .284/.345/.569 (29-for-102) in 26 games for the Surprise Saguaros in the Arizona Fall League, tying for the league lead with 6 HR and ranking 3rd with 20 RBI...named to the AFL All-Prospect Team and the AFL Rising Stars Game.
- Ranked by *Baseball America* as the No. 73 overall prospect in the minors following the season...was the No. 3 prospect in the Padres system...the publication tabbed him as the Best Outfield Arm in the California League in its Best Tools survey.
- In **2013**, was a Northwest League midseason All-Star in his first professional season...promoted to Class-A Fort Wayne on Aug 10...ranked by *Baseball America* as the Best Power Hitter in the Padres organization following the season.

AMATEUR CAREER

- Selected by the Padres in the first round (13th overall) of the 2013 June Draft out of Mississippi State University...tied for the conference lead

with 16 HR as a junior and led the Bulldogs to the College World Series finals.

- Previously selected by the Red Sox in the 2010 June Draft out of Copiah (Miss.) Academy, but did not sign...in addition to baseball, he played on his high school's football, basketball and track teams...he made appearances all over the football field, playing quarterback, running back, safety and linebacker.

CAREER HIGHS

HITS	RUNS
4, 3x-last 6/14/19 at COL	4, 3x-last 8/10/19 vs. COL
HITTING STREAK	WALKS
11G, 8/23/18 - 9/3/18	2, 15x-last 9/22/19 vs. ARI
HOME RUNS	STRIKEOUTS
3, 2x-last 6/14/19 at COL	4, 5x-last 8/4/19 at LAD
RBI	STOLEN BASES
7, 9/2/16 vs. LAD	1, 10x-last 9/3/19 at ARI

HOME RUN HIGHLIGHTS

GRAND SLAMS (5)
5/5/19 vs. LAD (Kenley Jansen); 8/9/18 at MIL (Joakim Soria); 6/3/18 vs. CIN (Luis Castillo); 5/29/17 vs. CHC (Kyle Hendricks); 9/27/16 vs. LAD (Louis Coleman)
MULTI-HR GAMES (10)
3 - 2x-last 6/14/19 at COL; 2 - 8x-last 6/16/19 at COL
WALK-OFF (2)
5/5/19 vs. LAD (Kenley Jansen); 5/15/17 vs. MIL (Oliver Drake)
PINCH-HIT (5)
5/5/19 vs. LAD (Kenley Jansen); 4/5/19 at STL (Dominic Leone); 9/28/18 vs. ARI (Archie Bradley); 7/14/18 vs. CHC (Randy Rosario); 6/3/18 vs. CIN (Luis Castillo)



CAREER BATTING

YEAR	CLUB	AVG	G	AB	R	H	2B	3B	HR	RBI	SH	SF	HB	BB-I	SO	SB	CS	GDP	OBP	SLG
2013	Eugene	.308	25	104	20	32	9	0	4	18	0	2	0	5-0	26	2	0	1	.333	.510
	Fort Wayne	.212	18	66	6	14	5	0	2	7	1	0	1	4-1	23	0	0	2	.268	.379
2014	Lake Elsinore	.295	69	278	46	82	21	3	16	52	0	3	7	28-3	81	9	3	5	.370	.565
	San Antonio	.232	60	224	17	52	12	0	5	23	0	2	0	25-0	53	2	1	6	.307	.353
2015	San Antonio	.259	112	421	50	109	22	3	14	54	0	6	3	33-1	112	4	1	8	.313	.425
	El Paso	.333	21	90	15	30	5	2	6	24	0	1	0	4-0	20	1	0	3	.358	.633
2016	El Paso	.306	133	533	95	163	34	5	30	105	0	4	4	22-3	115	5	2	11	.336	.557
	San Diego	.371	11	35	8	13	3	0	4	14	0	0	0	1-1	5	0	0	1	.389	.800
2017	San Diego	.231	122	445	51	103	25	1	26	58	0	1	6	27-1	140	3	0	4	.284	.467
	El Paso	.509	14	55	18	28	7	1	4	18	0	0	0	6-1	7	1	0	2	.557	.891
2018	San Diego	.248	117	403	53	100	23	1	26	68	0	5	3	30-2	109	2	1	9	.302	.504
	El Paso	.220	10	41	6	9	1	0	2	4	0	0	0	2-1	10	0	0	0	.256	.390
2019	San Diego	.216	140	440	64	95	19	1	33	64	0	6	2	46-1	154	5	0	6	.289	.489
Minor League Totals		.286	462	1812	273	519	116	14	83	305	1	18	15	129-10	447	24	7	38	.336	.503
Major League Totals		.235	390	1323	176	311	70	3	89	204	0	12	11	104-5	408	10	1	20	.294	.494

1: Selected by the San Diego Padres in the first round (13th overall) of the 2013 June Draft...signed by Andrew Salvo. 2: Acquired by the Tampa Bay Rays along with INF Xavier Edwards and a player to be named from San Diego in exchange for OF Tommy Pham and INF/RH Jake Cronenworth, December 6, 2019.

CAREER FIELDING

YEAR	POSITION	PCT	G	PO	A	E	TC	DP
2016	Right Field	.882	9	14	1	2	17	0
2017	Right Field	.959	120	204	9	9	222	1
2018	Left Field	.971	58	96	3	3	102	0
	Right Field	.952	50	96	3	5	104	1
2019	Right Field	.992	86	114	8	1	123	1
	Left Field	.990	67	96	5	1	102	2
	Center Field	1.000	4	11	0	0	11	0
Totals	Right Field	.964	265	428	21	17	466	3
	Left Field	.980	125	192	8	4	204	2
	Center Field	1.000	4	11	0	0	11	0

LEFT-RIGHT BREAKDOWN

	2019					CAREER				
	AVG	AB	H	HR	RBI	AVG	AB	H	HR	RBI
vs. Left	.239	113	27	11	19	.269	390	105	31	66
vs. Right	.208	327	68	22	45	.221	933	206	58	138



34

RIGHT-HANDED PITCHER

TREVOR RICHARDS

BATS RIGHT	THROWS RIGHT	HEIGHT 6'2"	WEIGHT 195
OPENING DAY AGE 26		MAJOR LEAGUE SERVICE 1 year, 142 days	
BORN 5/15/93 in Aviston, IL		RESIDES Aviston, IL	
CONTRACT STATUS Signed through 2020		SIGNING SCOUT David Espinosa (Marlins)	
ACQUIRED From the Miami Marlins along with RH Nick Anderson in exchange for OF Jesús Sánchez and RH Ryne Stanek, 7/31/19			

X-RAY REPORT

- ◆ Trevor and his wife, Aunna, married last November in the chapel at Drury University in Springfield, Mo....the two met in high school and dated for 10 years before getting married... Trevor graduated from Drury and returns there for offseason workouts...Drury is a small private school with an enrollment of less than 1,600 undergraduates...Trevor is just the sixth major leaguer in its history and the first since outfielder Bill Virdon finished playing in 1968.
- ◆ After pitching for the independent Gateway Grizzlies in 2015, Trevor entered the hiring process for the U.S. Border Patrol...he decided to give baseball one more shot in 2016 and signed with Miami that July.
- ◆ Trevor spent two offseasons as a substitute teacher for his home school district...he would wake every morning at 4 a.m. to go to the gym, then head to school to teach anything from science to physical education...he'd go to the field afterward to work on his pitching.

2019 SEASON

- ◆ Spent most of the season in the majors, split between the Marlins and Rays organizations... acquired by the Rays in a four-player deal just minutes before the July 31 trade deadline... optioned to Triple-A Durham after the trade and made 3 starts there before his Aug 18 recall.
- ◆ Went 6-12 with a 4.06 ERA (135.1-IP, 61-ER) in 30 apps (23 starts) between the Marlins and Rays... at the time of the trade, led the NL with 12 losses, and finished the season tied for 5th in the NL.
- ◆ His last 3 apps with the Marlins came in relief, his first career stint in the bullpen.

- ◆ Went 3-0 with a 1.93 ERA (23.1-IP, 5-ER) in 7 apps (3 starts) with the Rays...only allowed 5 BB in 23.1 IP with the Rays (1.93 BB/9 IP ratio), compared to a 4.10 BB/9 IP ratio with the Marlins.
- ◆ Averaged 3.52 R/9 IP of support, 5th-lowest in the majors (min. 100 IP)...received 2 runs (or fewer) of support in 19 of his 23 starts.
- ◆ According to FanGraphs, threw his changeup for 38.4 pct. of total pitches...69 of his 127 SO (54.3 pct.) came on the changeup.
- ◆ On Aug 18 vs. DET, was recalled from Durham and made his Rays debut...yielded 2 runs in 3.1 IP, with both runs coming within his first 3 BF in the 1st inning on a walk, strikeout and 2-run homer...allowed 8 hits, including multiple hits in the 1st, 3rd and 4th innings.
- ◆ On Aug 29 at HOU, recorded his first win since June 2 at SD, going 0-7 over 11 apps (8 starts) in between...did not allow a run in 6 IP, pitching out of his 2-on, 1-out jam in the 1st inning and allowing only one baserunner over his next 5 IP.

CAREER HIGHLIGHTS

- ◆ Began the **2018** season in the Marlins starting rotation and made 25 starts over two stints with the club, his first career major league action... optioned on April 28 after 6 starts but recalled on June 7 for the remainder of the season.
- ◆ Went 0-2 with a 4.94 ERA (23.2-IP, 13-ER) before his option...after his recall, went 4-7 with a 4.30 ERA (102.2-IP, 49-ER) in 20 starts.
- ◆ Made his major league debut on April 2 vs. BOS in the Marlins fifth game...took the loss after allowing a go-ahead, 2-run double to Christian Vázquez in the 4th inning and a 2-run homer to Hanley Ramírez in the 5th...his line: 4.1 IP, 8 H, 5 R/ER, 1 BB, 5 SO, 1 HR, 93 pitches.





VICTOR DECOLONGON / GETTY IMAGES

- ◆ On April 25 at LAD, yielded only 1 hit over 4.2 scoreless and recorded 10 SO...replaced after a 2-out walk in the 5th inning and did not qualify for the win...became the sixth rookie pitcher since Stats LLC data is available (1913) to record double-digit strikeouts in a start of fewer than 5 IP, and the first to do it in a scoreless start...was the third Marlin with a double-digit strikeout outing within his first five career games, first since Chuck Smith (11) on June 19, 2000 vs. MIL.
- ◆ Recorded his first career win on June 12 vs. SF... yielded only 2 hits, and his only run allowed in 6 IP was a 1st-inning RBI groundout.
- ◆ Made back-to-back scoreless starts to end the season, recording 17 SO in 13.2 IP.
- ◆ With Triple-A New Orleans, went at least 6 IP and allowed 2 ER or fewer in all 6 starts.
- ◆ In **2017**, named the Marlins Minor League Pitcher of the Year...led Marlins minor leaguers with 158 SO and ranked 2nd with 12 wins.
- ◆ Split the season between Class-A Jupiter and Double-A Jacksonville, going 12-11 with a 2.53 ERA (146-IP, 41-ER) in 27 apps (25 starts).
- ◆ Named to the Florida State League midseason All-Star Team prior to his June 21 promotion.
- ◆ Named FSL Pitcher of the Week for May 29-June 4 after pitching six scoreless innings with 11 SO on June 2 at Dunedin (Blue Jays).
- ◆ Named to the Marlins Organizational All-Star Team by MLB.com.
- ◆ Ranked by *Baseball America* as the No. 22 prospect in the Marlins system following the sea-

son...the publication also tabbed him as having the Best Changeup in the organization.

- ◆ Signed with the Marlins on July 7, **2016** after making 9 apps (8 starts) for the Gateway Grizzlies in independent ball...split his first professional season between Short-A Batavia and Class-A Greensboro, with a July 28 promotion.
- ◆ In **2015**, made 14 starts in independent ball.

AMATEUR CAREER

- ◆ Was not selected in the June Draft out of Drury (Mo.) University, where his 230 SO were 2nd-most in program history at the time of his graduation...attended Mater Dei Catholic High School in Breese, Ill.

CAREER HIGHS

LONGEST OUTING

7.0, 4x-last 6/8/19 vs. ATL

LONGEST RELIEF OUTING

2.2, 9/8/19 vs. TOR

STRIKEOUTS

10, 4/25/18 at LAD

WALKS

7, 7/8/18 at WAS

HR ALLOWED

2, 10x-last 7/22/19 at CWS

RUNS ALLOWED

7, 7/22/19 at CWS

HITS ALLOWED

11, 6/14/19 vs. PIT

WIN STREAK

3G, 2x-last 8/23/19 - Current

LOSS STREAK

7G, 6/8/19 - 7/22/19



CAREER PITCHING

YEAR	CLUB	W	L	ERA	G	GS	CG	SHO	SV	IP	H	R	ER	HR	HB	BB-I	SO	WP	BK
2015	Gateway (IND)	6	6	3.36	14	14	1	0	0	91.0	80	39	34	6	8	27-0	84	16	1
2016	Gateway (IND)	3	3	3.21	9	8	0	0	0	47.2	40	21	17	6	2	20-1	48	6	0
	Batavia	0	0	1.69	3	1	0	0	0	10.2	9	5	2	1	0	2-0	15	4	0
	Greensboro	2	3	2.68	8	8	0	0	0	43.2	29	17	13	3	6	14-0	38	7	0
2017	Jupiter	7	4	2.17	13	11	0	0	0	70.2	54	21	17	2	5	12-0	81	4	0
	Jacksonville	5	7	2.87	14	14	0	0	0	75.1	67	32	24	4	3	18-1	77	3	0
2018	Miami	4	9	4.42	25	25	0	0	0	126.1	121	65	62	15	5	54-5	130	8	1
	New Orleans	3	2	2.06	6	6	0	0	0	39.1	31	10	9	4	2	4-0	37	0	0
2019	Miami	3	12	4.50	23	20	0	0	0	112.0	104	56	56	16	5	51-6	103	4	0
	Durham	0	0	1.69	3	3	0	0	0	5.1	4	1	1	0	0	4-0	8	1	0
	Tampa Bay	3	0	1.93	7	3	0	0	0	23.1	23	7	5	3	0	5-0	24	0	0
Minor League Totals		17	16	2.42	47	43	0	0	0	245.0	194	86	66	14	16	54-1	256	19	0
Major League Totals		10	21	4.23	55	48	0	0	0	261.2	248	128	123	34	10	110-11	257	12	1

1: Signed by the Miami Marlins as a free agent, July 7, 2016...signed by David Espinosa. 2: Acquired by the Tampa Bay Rays along with RH Nick Anderson from Miami in exchange for OF Jesús Sánchez and RH Ryne Stanek, July 31, 2019.

CAREER FIELDING

YEAR	POSITION	PCT	G	PO	A	E	TC	DP
2018	Pitcher	1.000	25	7	13	0	20	1
2019	Pitcher	.889	30	10	14	3	27	1
Totals		.936	55	17	27	3	47	2

CAREER BATTING

YEAR	CLUB	AVG	AB	R	H	2B	3B	HR	RBI	SH	SF	HB	BB-I	SO	SB	CS	GDP	OBP	SLG
2018	Miami	.065	31	1	2	0	0	0	2	4	0	0	1-0	17	0	0	0	.094	.065
2019	Miami	.100	30	2	3	0	0	0	0	2	0	0	2-0	18	0	0	0	.156	.100
Major League Totals		.082	61	3	5	0	0	0	2	6	0	0	3-0	35	0	0	0	.125	.082

LEFT-RIGHT BREAKDOWN

	2019				CAREER			
	AVG	AB	H	HR	AVG	AB	H	HR
vs. Left	.252	218	55	8	.241	440	106	11
vs. Right	.247	292	72	11	.259	549	142	23

DID YOU KNOW?

PREGAME SCHEDULE

12:10 FIRST PITCH

Home BP 9:00-10:00 a.m.
Away BP 10:30-11:30 a.m.

1:10 FIRST PITCH

Home BP 10:00-11:00 a.m.
Away BP 11:30 a.m.-12:30 p.m.

2:10 FIRST PITCH

Home BP 11:00 a.m.-12:00 p.m.
Away BP 12:30-1:30 p.m.

3:10 FIRST PITCH

Home BP 12:00-1:00 p.m.
Away BP 1:30-2:30 p.m.

6:10 FIRST PITCH

Home BP 3:00-4:00 p.m.
Away BP 4:30-5:30 p.m.

7:10 FIRST PITCH

Home BP 4:00-5:00 p.m.
Away BP 5:30-6:30 p.m.



28

INFIELDER

DANIEL ROBERTSON

Daniel Ray Robertson

BATS **RIGHT**THROWS **RIGHT**HEIGHT **5'11"**WEIGHT **210**OPENING DAY AGE **26**MAJOR LEAGUE SERVICE **2 years, 134 days**BORN **3/22/94 in Upland, CA**RESIDES **Upland, CA**CONTRACT STATUS **Signed through 2020**SIGNING SCOUT **Eric Martins (Athletics)**

ACQUIRED **From the Oakland Athletics along with OF John Jaso, OF Boog Powell and cash considerations in exchange for SS Yunel Escobar and INF/OF Ben Zobrist, 1/10/15**

X-RAY REPORT

- ◆ Daniel and his fiancé, Jenny, were engaged on Dec 22 last year in Laguna Beach...after a brunch with her brother and his girlfriend, Daniel led her down to the beach where a photographer was hidden...afterward, they met 50 of her friends and family at her parents' house...the two plan to be wed on Dec 20 at The Cliffs in Laguna Beach.
- ◆ In January, the Daniel Robertson Family Foundation hosted its fourth annual Mini Fan Fest in Upland, Calif. ...the event raises money to support families affected by cancer and attracted 230 local fans...friends and former teammates such as Matt Duffy, Danny Farquhar and Jake Bauers appeared at the event...the proceeds raised in the event's four-year history total approximately \$50,000.
- ◆ Growing up in nearby Upland, Calif., Daniel attended Angels games with his late father, Don, as a kid...when the Rays visited Anaheim in 2018, hundreds of his friends and family were on hand to witness his first career grand slam... "When I swung, it was like something took over my body. It was the weirdest thing. I feel my dad's presence out here all the time." ... Don's encouragement—"believe you belong"—is now tattooed on Daniel's arm.
- ◆ Robertson delivered another grand slam, the first walk-off slam in Rays history, on July 22, 2018, but made national news for what he did after the game was over...with his postgame obligations finished, he drove to Johns Hopkins All Children's Hospital in St. Petersburg to visit 15-year-old Joey Johnston...Johnston, the son of a local sportswriter, had suffered a broken neck and back in an earlier accident... "I did that for you, bud," Robertson told him...he homered

again the next night, and pointed to a bracelet he was wearing in Joey's honor.

- ◆ Daniel's mother, Julie, survived the Las Vegas shooting in October 2017...she and her friend were originally close to the concert stage but moved back to get a water before Jason Aldean performed...Daniel got word of her safety when she called from a hiding spot behind a slot machine in a nearby casino.

2019 SEASON

- ◆ On the heels of a breakout season, appeared in 74 games and made 58 starts (28-3B, 21-2B, 9-SS) over three stints: Opening Day–June 14, June 19–July 29 and Sep 1 through season's end.
- ◆ His second stint included 33 games on the injured list for right knee inflammation...placed on the 10-day IL, retroactive to June 21...underwent arthroscopic surgery June 23 on his right knee to remove a loose body, performed by Dr. Koco Eaton in St. Petersburg...reinstated on July 30 and subsequently optioned to Triple-A Durham.
- ◆ Recorded a .344 OBP with 3 2B, 1 HR and 10 BB in 96 PA against left-handed pitching.
- ◆ Both homers came over a 3-game stretch from April 28–May 1...ended the season without one in his last 48 games and 125 AB, the longest droughts of his career by games and at-bats.
- ◆ Made his third straight Opening Day roster.
- ◆ On April 28 at BOS, his first homer of the season went over the Green Monster in left field and came against seven-time All-Star Chris Sale in the 1st inning, giving the Rays a 2-0 lead.
- ◆ On June 19 at NYY, pitched a scoreless 8th inning, the second pitching appearance of his career, both scoreless.



- ♦ **POSTSEASON:** Was on the roster for the AL Wild Card Game at OAK but did not play.

CAREER HIGHLIGHTS

- ♦ Enjoyed a breakout season in **2018**, his second year in the majors, albeit shortened by injury... appeared in 87 games and made 80 starts (35-2B, 25-SS, 14-3B, 4-LF, 2-DH).
- ♦ On Aug 7, underwent surgery to repair a torn ligament in his left thumb, ending his season... the procedure was performed by Dr. Doug Carlan in St. Petersburg...suffered the injury sliding into second base on Aug 3 vs. CWS.
- ♦ Recorded a .382 OBP...min. 300 PA, that ranked 2nd among major league middle infielders (min. 50 pct. of games there) behind HOU José Altuve (.386) and ranked 3rd in Rays history among middle infielders behind Ben Zobrist (.405) and Jason Bartlett (.389), both in 2009.
- ♦ Made his first Opening Day start, batting eighth and playing second base.
- ♦ On April 7 at BOS, became the eighth position player to pitch in club history...delivered a perfect 8th inning on 11 pitches (7 strikes).
- ♦ Hit .355/.494/.597 (22-for-62) in 20 games (19 starts) in April...his .494 OBP was the highest in Rays history in April, ahead of Akinori Iwamura (.479) in 2007...it was the 3rd-highest for a Ray in any calendar month, behind Fred McGriff in June 2001 (.500) and July 1999 (.500).
- ♦ On May 19 at LAA, homered off Andrew Heaney for the first grand slam of his career...born in Upland, Calif., he became the fourth player in franchise history to hit a grand slam in his birth state...the other Rays to do that on the road were Eduardo Perez (born in Cincinnati) on June 8, 2005 at CIN and Ben Grieve (born in Arlington) on July 27, 2001 at TEX...in addition, Matt Joyce was born in Tampa and twice hit grand slams at Tropicana Field...Daniel's slam was the third in franchise history out of the leadoff spot, following Terrell Lowery on Aug 18, 1999 at DET and Randy Winn on Oct 3, 1999 vs. NYY.
- ♦ On July 3 at MIA, reached six times to tie the single-game club record, joining Ben Zobrist on July 20, 2012 vs. SEA and José Cruz Jr. on June 24, 2004 at TOR...went 3-for-5 with 2 BB and 1 HBP in the 16-inning victory.
- ♦ On July 9 vs. DET, recorded his first career walk-off hit, a 10th-inning single off Blaine Hardy.
- ♦ On July 22 vs. MIA, hit the first walk-off grand slam in franchise history, coming in the club's 3,337th game...it was the first walk-off, pinch-hit grand slam in the majors since NYM Ike Davis

on April 5, 2014 vs. CIN, and only the second by an AL player since Baseball Reference play-by-play data is complete (1973), following BAL Terry Crowley on Aug 8, 1982 vs. KC.

- ♦ His walk-off grand slam was his second career walk-off hit, second career grand slam and first career pinch-hit homer...it was the sixth walk-off, pinch-hit homer in club history, first since James Loney on Sep 23, 2013 vs. BAL...it was the seventh pinch-hit grand slam in club history and first since Jason Bartlett on Aug 5, 2010 vs. MIN.
- ♦ Was the first Ray with multiple grand slams in a season since Matt Joyce in 2012.
- ♦ In **2017**, spent most of his rookie season with the Rays, his first career major league action...had two stints with the club: Opening Day–Aug 25 (included a injured list stint from June 27–Aug 3) and Sep 21 through the end of the season.
- ♦ Appeared in 75 games with 68 starts (38-2B, 18-SS, 10-3B, 2-DH)...at second base, made only 1 error in 134 chances for a .993 fielding pct.
- ♦ At 23 years, 11 days on Opening Day, was the youngest Ray to make an Opening Day roster since Matt Moore (22) in 2012 and the youngest position player since 2007, when Elijah Dukes (22), B.J. Upton (22) and Delmon Young (21) did it.
- ♦ On April 4 vs. NYY, made his major league debut and became the sixth player in franchise history to make his major league debut as the starting designated hitter, first since Vince Belnome on July 3, 2014 at DET.
- ♦ On April 7 vs. TOR, recorded his first career hit, a 1st-inning single off Francisco Liriano.
- ♦ On April 20 vs. DET, hit his first career home run, a solo shot off Warwick Saupold...at 23 years, 29 days, became the youngest Rays third baseman to homer since Evan Longoria in 2008.
- ♦ Placed on the 10-day IL on June 27 with neck spasms, retroactive to June 26.
- ♦ Hit .372/.426/.488 (16-for-43) with 2 2B and 1 HR in 11 regular season games for Triple-A Durham...had 1 HR and 3 RBI in the Bulls Governors' Cup-clinching win.
- ♦ Spent the **2016** season with Durham...led the team with 113 hits and ranked 3rd with 50 runs, 155 total bases and 58 BB.
- ♦ Appeared in 118 games and made 112 starts (74-SS, 20-2B, 18-3B)...did not commit an error in 98 chances at second base.
- ♦ Ranked by *Baseball America* as the No. 15 prospect in the Rays system following the season.
- ♦ Missed two months of the **2015** season with a broken hamate bone in his left hand...under-





WILL VRAGOVIC / TAMPA BAY RAYS

went surgery on June 9 by Dr. Doug Carlan in St. Petersburg; placed on the injured list on June 12.

- ◆ Reinstated from the injured list on Aug 4 and went on to hit .279/.392/.375 (29-for-104) with 1 HR and 9 RBI over the final 29 games of the season for Double-A Montgomery.
- ◆ Played 18 games for the Mesa Solar Sox in the Arizona Fall League...named to the Rising Stars Game for a second straight year.
- ◆ Ranked by *Baseball America* as the No. 10 prospect in the Rays system following the season.
- ◆ In **2014**, spent the regular season with Class-A Stockton and ranked among California League leaders in avg. (.310, 6th), on-base pct. (.402, 4th), hits (170, 1st), doubles (37, tied for 1st), runs (110, 2nd) and total bases (258, 5th).
- ◆ Led Athletics minor leaguers in hits, ranked 2nd in avg., runs and doubles, 3rd in walks (72), total bases and on-base pct.
- ◆ Earned a promotion to Double-A Midland for its playoff run.
- ◆ Hit .301 (22-for-73) with 1 HR and 12 RBI in 20 games for the Mesa Solar Sox in the AFL.
- ◆ Acquired by the Rays following the season in a five-player deal involving Ben Zobrist.
- ◆ Prior to the trade, was ranked by *Baseball America* as the No. 66 overall prospect in the minors...was the No. 1 prospect in the Athletics system and the No. 7 prospect in the California League...after the trade, was ranked as the No. 2 prospect in the Rays system.

- ◆ In **2013**, played for Class-A Beloit in his first full minor league season...made his professional debut for the AZL Athletics in **2012**...transferred to Short-A Vermont after 26 games.

AMATEUR CAREER

- ◆ Selected by the Athletics in the supplemental first round (34th overall) of the 2012 June Draft out of Upland (Calif.) High School...hit .560 with a .696 OBP, 6 HR and 31 RBI in 27 games as a senior...committed to play at UCLA before signing with the Athletics.

CAREER HIGHS

HITS	RUNS
4, 4/22/18 vs. MIN	3, 4/8/18 at BOS
HITTING STREAK	WALKS
7G, 2x-last 5/25/19 - 5/31/19	3, 2x-last 5/17/18 at LAA
HOME RUNS	STRIKEOUTS
1, 16x-last 5/1/19 at KC (G2)	4, 7/12/18 at MIN
RBI	STOLEN BASES
4, 2x-last 7/22/18 vs. MIA	1, 5x-last 9/3/19 vs. BAL (G2)

HOME RUN HIGHLIGHTS

GRAND SLAMS (2)
7/22/18 vs. MIA (Kyle Barraclough); 5/19/18 at LAA (Andrew Heaney)
WALK-OFF (1)
7/22/18 vs. MIA (Kyle Barraclough)
PINCH-HIT (1)
7/22/18 vs. MIA (Kyle Barraclough)



CAREER BATTING

YEAR	CLUB	AVG	G	AB	R	H	2B	3B	HR	RBI	SH	SF	HB	BB-I	SO	SB	CS	GDP	OBP	SLG
2012	AZL Athletics	.297	29	101	25	30	10	2	4	22	1	4	5	16-0	15	2	0	3	.405	.554
	Vermont	.181	26	94	9	17	2	0	1	8	3	0	0	7-0	31	1	1	3	.238	.234
2013	Beloit	.277	101	401	59	111	21	1	9	46	0	2	7	41-0	79	1	7	10	.353	.401
2014	Stockton	.310	132	548	110	170	37	3	15	60	1	5	16	72-1	94	4	4	10	.402	.471
2015	Montgomery	.274	78	299	49	82	20	5	4	41	0	4	11	33-0	58	2	3	7	.363	.415
	GCL Rays	.125	4	8	2	1	0	0	0	0	0	0	1	3-0	2	1	0	0	.417	.125
2016	Durham	.259	118	436	50	113	21	3	5	43	2	4	11	58-0	100	2	1	9	.358	.356
2017	Tampa Bay	.206	75	218	22	45	7	2	5	19	1	2	4	29-0	73	1	1	5	.308	.326
	Charlotte	.556	4	9	3	5	1	0	1	3	0	0	1	1-1	1	0	0	0	.636	1.000
	Durham	.372	11	43	7	16	2	0	1	1	0	0	1	3-0	7	0	1	2	.426	.488
2018	Tampa Bay	.262	88	282	46	74	16	0	9	34	0	2	13	43-0	77	2	2	7	.382	.415
	Charlotte	.500	1	2	0	1	0	0	0	0	0	0	1	0-0	0	0	0	0	.667	.500
2019	Tampa Bay	.213	74	207	23	44	9	1	2	19	0	0	6	24-0	59	2	2	10	.312	.295
	Charlotte	.222	3	9	0	2	1	0	0	2	0	0	1	1-0	3	0	0	0	.364	.333
	Durham	.260	28	104	11	27	1	0	2	9	0	0	3	16-0	25	1	0	6	.374	.327
Minor League Totals		.280	535	2054	325	575	116	14	42	235	7	19	58	251-2	415	14	17	50	.371	.411
Major League Totals		.231	237	707	91	163	32	3	16	72	1	4	23	96-0	209	5	5	22	.340	.352

1: Selected by the Oakland Athletics in the first round (34th overall) of the 2012 June Draft...signed by Eric Martins. 2: Acquired by the Tampa Bay Rays along with OF John Jaso, OF Boog Powell and cash considerations from Oakland in exchange for SS Yunel Escobar and INF/OF Ben Zobrist, January 10, 2015.

CAREER FIELDING

YEAR	POSITION	PCT	G	PO	A	E	TC	DP
2017	Second Base	.993	41	47	86	1	134	20
	Shortstop	.961	24	26	48	3	77	6
	Third Base	.971	17	10	24	1	35	6
	Left Field	-	1	0	0	0	0	0
2018	Second Base	.987	39	56	94	2	152	23
	Shortstop	.932	29	14	68	6	88	9
	Third Base	.946	19	9	26	2	37	4
	Left Field	1.000	4	5	0	0	5	0
	Pitcher	-	1	0	0	0	0	0
	First Base	1.000	1	2	0	0	2	0
2019	Third Base	.976	43	21	62	2	85	8
	Second Base	.975	26	34	43	2	79	16
	Shortstop	.943	16	7	26	2	35	4
	Pitcher	-	1	0	0	0	0	0
Totals	Second Base	.986	106	137	223	5	365	59
	Third Base	.968	79	40	112	5	157	18
	Shortstop	.945	69	47	142	11	200	19
	Left Field	1.000	5	5	0	0	5	0
	Pitcher	-	2	0	0	0	0	0
	First Base	1.000	1	2	0	0	2	0

CAREER PITCHING

YEAR	CLUB	W	L	ERA	G	GS	CG	SHO	SV	IP	H	R	ER	HR	HB	BB-I	SO	WP	BK
2018	Tampa Bay	0	0	0.00	1	0	0	0	0	1.0	0	0	0	0	0	0-0	0	0	0
2019	Tampa Bay	0	0	0.00	1	0	0	0	0	1.0	1	0	0	0	0	0-0	0	0	0
Major League Totals		0	0	0.00	2	0	0	0	0	2.0	1	0	0	0	0	0-0	0	0	0

LEFT-RIGHT BREAKDOWN

	2019					CAREER				
	AVG	AB	H	HR	RBI	AVG	AB	H	HR	RBI
vs. Left	.250	84	21	1	7	.233	227	53	6	26
vs. Right	.187	123	23	1	12	.229	480	110	10	46



52

RIGHT-HANDED PITCHER

CHAZ ROE

Chaz Daniel Roe

BATS **RIGHT**THROWS **RIGHT**HEIGHT **6'5"**WEIGHT **190**OPENING DAY AGE **33**MAJOR LEAGUE SERVICE **4 years, 94 days**BORN **10/9/86 in Steubenville, OH**RESIDES **Lancaster, KY**CONTRACT STATUS **Signed through 2020**SIGNING SCOUT **Scott Corman (Rockies)**ACQUIRED **From the Atlanta Braves in exchange for cash considerations, 7/18/17**

X-RAY REPORT

- Chaz and his wife, Sarah, welcomed their first son, Blaise, on Dec 1, 2019...they also have two daughters: Mila (6) and Taylin (4).
- One of his passions is deer hunting...he taught himself how to process the meat through trial and error...he found that soaking it in salt water for a few hours reduces the gamey taste...the meat he treats and stores lasts the family all year.
- Chaz's deceptively grim appearance has earned him some good-natured ribbing by teammates over the years...then-Orioles teammate Zack Britton said he increased their bullpen's intimidation factor "exponentially"...while with the Diamondbacks, he was approached by Willie Bloomquist, who said, "A.J. [Pollock] wants to know, but he's too scared to ask you himself. Have you ever been in jail or killed anybody?"...it was the third time Roe had been asked something similar since his call-up.
- Roe's first name came from a former football teammate of his father's named Chaz Czack...his brother's name is Czack (pronounced "Zack").
- His father, Donald, played football at the University of Kentucky and once made a solo tackle against running back Herschel Walker...Donald played high school football and baseball against Rays bullpen coach Stan Boroski.
- Chaz grew up a Pittsburgh sports fan...his great uncle is Hall of Famer Bill Mazeroski.

2019 SEASON

- Led the Rays with 71 appearances, surpassing his career high from 2018 (61).
- Went 1-0 with a 2.66 ERA (23.2-IP, 7-ER) in 32 apps after the All-Star break, compared to 0-3 with a 5.27 ERA (27.1-IP, 16-ER) before it.

- Yielded only 3 HR in 51 IP, all before the All-Star break...last allowed one on July 2 vs. BAL.
- Issued 31 BB, including 22 BB to 174 right-handed batters faced (12.6 pct.)—up from 9 BB to 151 righties in 2018 (6.0 pct.)...however, lowered this to 8.7 pct. (9 of 104) beginning on June 13.
- According to FanGraphs, threw his slider for a career-high 64.8 pct. of total pitches.
- Missed 9 games wrapped around the All-Star break due to a stint on the 10-day IL from July 9-19 with a right flexor strain.
- Through the end of May, recorded a 2.20 ERA (16.1-IP, 4-ER) in 24 apps...from the start of June until the All-Star break, pitched to a 9.82 ERA (11-IP, 12-ER) in 15 apps...allowed run(s) in six of these 15 apps and multiple runs in five of them.
- Made his third straight Opening Day roster.
- On June 18 at NYY, allowed 3 runs and a career-high 5 hits, suffering a 6-3 loss...entered with a 2-1 lead with 1 out in the 5th inning and allowed four consecutive hits to start his outing.
- On July 31 at BOS, pitched around a leadoff single and a 2-out walk in the 9th inning for the second save of his career.
- On Aug 27 at HOU, yielded a career-high 5 runs and career-high-tying 5 hits in a 15-1 Rays loss.
- POSTSEASON:** In Game 3 of the ALDS vs. HOU, started the 6th inning and allowed three consecutive hits, including a 2-run single by Yuli Gurriel, before retiring his last 2 BF.

CAREER HIGHLIGHTS

- According to FanGraphs, has thrown 50.9 pct. sliders in his career, and has thrown 58.0 pct. sliders over the last three seasons.
- Has limited right-handed hitters to a .211 avg. (110-for-521) in his career.



- ◆ In **2018**, made a then-career-high 61 apps in his first full major league season, 3rd on the club behind Sergio Romo (73) and José Alvarado (70)...was on the 10-day IL from July 7–Aug 13 with a left meniscus tear.
- ◆ His 32 holds tied Alvarado for the AL lead...he and Alvarado tied for 3rd in Rays history, behind Joel Peralta in 2013 (41) and 2012 (37).
- ◆ On June 9 vs. SEA, inherited 2-on, 2-out in the 8th inning and induced a Jean Segura groundout to end the frame...faced the minimum in the 9th inning, erasing a leadoff single with a 1-4-3 double play for his first career save.
- ◆ On June 17 at NYY, recorded his first win since Sep 12, 2016 vs. MIA, with 51 apps in between.
- ◆ On July 6 at NYM, yielded a then-career-high-tying 4 runs on a walk-off grand slam by José Bautista...it was the first grand slam allowed in his career...his 4 runs allowed matched his total from his previous 25 apps combined...was his last app before his stint on the injured list.
- ◆ On July 13, underwent arthroscopic surgery on his left knee to repair a torn meniscus...the procedure was performed by Dr. Koco Eaton in St. Petersburg.
- ◆ In **2017**, was acquired from the Braves in mid-July in exchange for cash considerations...was a September call up for the Rays after making 17 apps with Triple-A Durham.
- ◆ His only run allowed in 9 apps spanning 8.2 IP with the Rays was a solo homer by Aaron Hicks on Sep 28 at NYY...did not allow a run in his first 7 apps with the team.
- ◆ With the Braves, made his first career Opening Day roster...made 3 apps in April but was on the injured list for most of the first half with a right lat strain...reinstated from the 60-day IL and designated for assignment on July 6, and outrighted to Triple-A Gwinnett on July 13.
- ◆ After being outrighted by the Braves, allowed 3 runs in his only app for Gwinnett...was 0-3 with a 3.00 ERA (21-IP; 7-ER) and 35 SO to 5 BB in 17 apps with Durham.
- ◆ In **2016**, was 2-0 with a 3.64 ERA (29.2-IP; 12-ER) and 37 SO over 30 apps in the majors, split between the Orioles (9) and Braves (21).
- ◆ Began the season with Triple-A Norfolk...selected to the Orioles major league roster on June 30...designated for assignment on July 29 and claimed off waivers by the Braves.
- ◆ Eighteen of his 21 apps with the Braves were scoreless, including his first 8 apps...recorded a 0.84 ERA (10.2-IP; 1-ER) over his final 11 apps...yielded 7 ER in 2 apps spanning 1 IP in between.

- ◆ In **2015**, made 36 apps for the Orioles and his 4 wins remain a career high...was on the 15-day IL from Aug 10-31 with right shoulder tendinitis.
- ◆ Selected to the active roster on May 24 and made his Orioles debut that night...recorded a career-high 4 SO on May 31 vs. TB.
- ◆ In **2014**, named to the Pacific Coast League mid-season All-Star Team...led Triple-A New Orleans with 14 saves, which ranked 3rd among Marlins minor leaguers.
- ◆ Made 3 apps for the Yankees in September after being acquired from the Marlins for cash considerations...claimed off waivers by the Pirates on Sep 24.
- ◆ Made 21 apps for the Diamondbacks in **2013**, his first career major league action...selected from Triple-A Reno on July 1 and made his major league debut that night at NYM (1.2-IP; 1-H, 0-R/ER, 3-BB, 1-SO)...totaled three stints with the Diamondbacks.
- ◆ Pitched for the Laredo Lemurs in independent ball in **2012**...moved to the bullpen for his final 23 apps with Triple-A Tacoma in **2011**...suffered a career-high 13 losses in 27 starts with Triple-A Colorado Springs in **2010**...acquired by the Mariners following the season in a trade for infielder José López.
- ◆ In **2009**, missed time with a left oblique strain...made 5 starts for the Scottsdale Scorpions in the Arizona Fall League...ranked by *Baseball America* among the Top 30 prospects in the Rockies system following the season for a fifth consecutive year.
- ◆ In **2008**, underwent arthroscopic surgery on his left knee during spring training, delaying the start of his season...made 8 starts for the Phoenix Desert Dogs in the Arizona Fall League.
- ◆ Twice was named California League Pitcher of the Week for Class-A Modesto in **2007**.
- ◆ Ranked by *Baseball America* as the No. 10 prospect in the Rockies system following the season for a second consecutive year.
- ◆ Made his professional debut with Rookie-level Casper in **2005**...named to the Pioneer League postseason All-Star Team...ranked by *Baseball America* as the No. 4 prospect in the Rockies system following the season.

AMATEUR CAREER

- ◆ Selected by the Rockies in the first round (32nd overall) out of Lafayette (Ky.) High School in 2005...was 7-2 with a 0.63 ERA as a senior, earning third team All-American honors by *Baseball America*...committed to the University of Kentucky before signing with the Rockies.



CAREER HIGHS

LONGEST OUTING

2.2, 9/13/16 vs. MIA

STRIKEOUTS

4, 5/31/15 vs. TB

WALKS

3, 7/1/13 at NYM

HR ALLOWED

2, 4/7/18 at BOS

RUNS ALLOWED

5, 8/27/19 at HOU

HITS ALLOWED

5, 2x-last 8/27/19 at HOU

WIN STREAK

4G, 9/15/15 - 9/12/16

LOSS STREAK

5G, 7/6/18 - 6/18/19

CAREER PITCHING

YEAR	CLUB	W	L	ERA	G	GS	CG	SHO	SV	IP	H	R	ER	HR	HB	BB-I	SO	WP	BK
2005	Casper	5	2	4.17	12	12	0	0	0	49.2	31	25	23	2	6	36-0	55	8	0
2006	Asheville	7	4	4.06	19	19	0	0	0	99.2	105	54	45	4	12	47-0	80	11	0
2007	Modesto	7	11	4.33	29	29	2	0	0	170.1	148	93	82	17	13	73-0	131	10	1
2008	Modesto	2	1	5.49	3	3	0	0	0	19.2	24	17	12	1	0	3-0	16	1	0
	Tulsa	5	4	4.27	16	16	1	1	0	105.1	98	57	50	15	9	34-0	70	5	0
2009	Tulsa	7	3	3.15	20	20	1	0	0	117.0	105	47	41	7	6	43-0	77	5	1
2010	Colorado Springs	9	13	5.98	27	27	2	0	0	158.0	210	115	105	18	7	53-2	115	9	0
2011	Tacoma	0	7	6.59	33	10	0	0	2	99.2	133	85	73	16	4	38-0	83	11	1
2012	Laredo (IND)	3	2	1.47	49	0	0	0	1	55.0	47	15	9	1	4	7-3	69	6	0
2013	Mobile	0	1	0.00	3	0	0	0	1	2.1	2	1	0	0	0	0-0	3	0	0
	Reno	0	0	1.23	22	0	0	0	7	22.0	15	3	3	0	3	4-0	20	5	0
	Arizona	1	0	4.03	21	0	0	0	0	22.1	18	10	10	3	0	13-3	24	1	0
2014	New Orleans	3	3	3.66	47	0	0	0	14	64.0	53	30	26	5	6	21-1	72	4	0
	New York-AL	0	0	9.00	3	0	0	0	0	2.0	3	3	2	0	0	3-0	4	1	0
2015	Norfolk	3	1	2.19	17	0	0	0	2	24.2	17	6	6	0	3	9-1	22	0	0
	Baltimore	4	2	4.14	36	0	0	0	0	41.1	44	19	19	4	1	17-2	38	0	0
	Bowie	1	0	6.75	1	0	0	0	0	1.1	1	1	1	0	0	0-0	0	0	0
2016	Norfolk	1	2	2.39	33	0	0	0	4	37.2	27	10	10	1	1	10-1	45	2	0
	Baltimore	1	0	3.72	9	0	0	0	0	9.2	8	4	2	0	0	7-0	11	1	0
	Atlanta	1	0	3.60	21	0	0	0	0	20.0	14	8	8	0	1	7-1	26	0	0
2017	Atlanta	0	0	9.00	3	0	0	0	0	2.0	3	4	2	0	1	2-0	1	0	0
	Florida	0	1	27.00	3	1	0	0	0	2.0	6	6	6	0	0	2-0	3	1	0
	GCL Braves	0	0	0.00	1	1	0	0	0	1.0	0	1	0	0	0	1-0	1	0	0
	Gwinnett	0	1	27.00	1	0	0	0	0	1.0	3	3	3	0	0	1-0	1	0	0
	Durham	0	3	3.00	17	0	0	0	4	21.0	18	8	7	1	1	5-0	35	5	0
	Tampa Bay	0	0	1.04	9	0	0	0	0	8.2	4	1	1	1	0	3-0	12	1	0
2018	Tampa Bay	1	3	3.58	61	0	0	0	1	50.1	35	21	20	6	8	16-1	53	1	0
	Charlotte	0	0	0.00	2	1	0	0	0	2.0	0	0	0	0	0	0-0	4	0	0
2019	Tampa Bay	1	3	4.06	71	0	0	0	1	51.0	49	27	23	3	1	31-2	65	3	1
	Minor League Totals	50	57	4.44	306	139	6	1	34	998.1	996	562	493	87	71	380-5	833	77	3
	Rays Totals	2	6	3.60	141	0	0	0	2	110.0	88	49	44	10	9	50-3	130	5	1
	Major League Totals	9	8	3.86	234	0	0	0	2	207.1	178	97	89	19	12	99-9	234	8	1

1: Selected by the Colorado Rockies in the first round (32nd overall) of the 2005 June Draft...signed by Scott Corman. 2: Acquired by the Seattle Mariners from Colorado in exchange for INF José López, December 2, 2010. 3: Signed by the Arizona Diamondbacks as a free agent, September 15, 2012. 4: Claimed by the Texas Rangers off waivers from Arizona, November 1, 2013. 5: Signed by the Miami Marlins as a free agent, February 6, 2014. 6: Acquired by the New York Yankees from Miami in exchange for cash considerations, August 31, 2014. 7: Claimed by the Pittsburgh Pirates off waivers from New York, September 24, 2014. 8: Signed by the Baltimore Orioles as a free agent, December 18, 2014. 9: Claimed by the Atlanta Braves off waivers from Baltimore, August 7, 2016. 10: Acquired by the Tampa Bay Rays from Atlanta in exchange for cash considerations, July 18, 2017.



CAREER FIELDING

YEAR	POSITION	PCT	G	PO	A	E	TC	DP
2013	Pitcher	1.000	21	2	1	0	3	0
2014	Pitcher	1.000	3	1	0	0	1	0
2015	Pitcher	.800	36	1	3	1	5	0
2016	Pitcher	1.000	30	2	2	0	4	1
2017	Pitcher	-	12	0	0	0	0	0
2018	Pitcher	1.000	61	2	6	0	8	2
2019	Pitcher	.750	71	0	3	1	4	0
Totals		.920	234	8	15	2	25	3

POSTSEASON PITCHING

YEAR	SERIES	CLUB	W	L	ERA	G	GS	CG	SHO	SV	IP	H	R	ER	HR	HB	BB-I	SO	WP	BK
2019	ALDS	TB vs. HOU	0	0	6.75	3	0	0	0	0	2.2	3	2	2	0	0	1-0	2	0	0

CAREER BATTING

YEAR	CLUB	AVG	AB	R	H	2B	3B	HR	RBI	SH	SF	HB	BB-I	SO	SB	CS	GDP	OBP	SLG
2013	Arizona	.000	1	0	0	0	0	0	0	0	0	0	0-0	1	0	0	0	.000	.000

LEFT-RIGHT BREAKDOWN

	2019				CAREER			
	AVG	AB	H	HR	AVG	AB	H	HR
vs. Left	.227	44	10	1	.281	242	68	8
vs. Right	.258	151	39	2	.211	521	110	11



WILL VRAGOVIC / TAMPA BAY RAYS



4

LEFT-HANDED PITCHER

BLAKE SNELL

Blake Ashton Snell

BATS LEFT

THROWS LEFT

HEIGHT 6'4"

WEIGHT 225

OPENING DAY AGE 27

MAJOR LEAGUE SERVICE 3 years, 72 days

BORN 12/4/92 in Seattle, WA

RESIDES Lynnwood, WA

CONTRACT STATUS Second year of a five-year contract through 2023

SIGNING SCOUT Paul Kirsch (Rays)

ACQUIRED Selected in the first round (52nd overall) of the 2011 June Draft



X-RAY REPORT

- Blake has a pizza named after him at Spiro's Pizza and Pasta in Shoreline, Wash....the pie comes with Italian salami, pepperoni, Canadian bacon and mozzarella cheese...Spiro's remains one of his favorite food spots.
- Along with Diamondbacks infielder Jake Lamb, Blake will sponsor one corner of the University of Washington's Husky Ballpark..."Blake's Corner" will host underprivileged kids, with tickets provided by Blake himself...he visited the Huskies baseball program this winter to throw a bullpen session and address the team.
- He remodeled his home in Lynnwood, Wash. over the offseason...it features a dedicated gaming space with a custom computer and four monitors on the wall...he collects cleats from fellow athletes to display in the room...he is in the process of remodeling his St. Petersburg home as well, and purchased jet skis to entertain his family and friends.
- He regularly streams his video games via his Twitch channel (@classicallyfamous), which has more than 10,000 subscribers.
- Blake's two dogs are Junior (6), named for Ken Griffey Jr., and Cy (1), whom he adopted after the 2018 season.
- He owns more than 400 pairs of shoes...he began his collection in the seventh grade by saving the money he earned from catching the bullpens of his father's pitching students.
- Blake does everything right-handed, except on the baseball field.
- He is a big fan of the University of Washington and Seattle Seahawks...he never misses a game, whether in person or on television...Blake com-

mitted to play at Washington his junior year of high school and later made a point to apply for enrollment despite knowing he would likely not attend...Blake met Washington head football coach Jimmy Lake and spent some time with the football program over the offseason.

- Blake's alter-ego, "Snellzilla," became nationally known in 2018...teammates simply call him Zilla, his preferred nickname for Players' Weekend.
- His father, Dave, is in his sixth year as head baseball coach at Shoreline (Wash.) Community College...Dave pitched six minor league seasons with the Royals and Mariners from 1983-88.

2019 SEASON

- In the season following his AL Cy Young Award, was limited to 23 starts due to two stints on the injured list...missed a start while on the 10-day IL from April 14-24 (fractured right fourth toe), and nearly two months toward the end of the season...underwent arthroscopic surgery to remove loose bodies from his left elbow on July 29, performed by Dr. Koco Eaton in St. Petersburg.
- Reinstated from his second injury on Sep 17 and made 3 starts spanning 6 IP after his return, yielding 3 runs and recording 11 SO...made two rehab starts for Triple-A Durham in the International League postseason.
- Min. 100 IP, his 12.36 SO/9 IP ratio ranked 4th in the majors and 3rd in the AL...threw first-pitch strikes to 67.8 pct. of batters faced, 4th in the AL, compared to 57.1 pct. in 2018...17.7 pct. of his pitches were swings-and-misses, highest mark in the majors, ahead of HOU Gerrit Cole (16.8).
- His avg. fastball velocity was 95.6 mph, 2nd in the AL (min. 100 IP) behind HOU Gerrit Cole (97.2), according to FanGraphs.



- ◆ His 3.62 R/9 IP of run support would have been the lowest in the AL if he qualified...the Rays were held scoreless with him in the game in seven of his 23 starts, and they gave him 3 runs (or fewer) of support 17 times.
- ◆ His 8 losses tied for the team lead while the Rays went 12-11 (.522) in his starts after going 22-9 (.710) in his Cy Young Award-winning season.
- ◆ In *Baseball America's* annual Best Tools survey of major league managers, coaches and executives, was ranked as having the AL's 3rd-best curveball behind Charlie Morton and CLE Trevor Bauer.
- ◆ Allowed 6 runs (or more) four times in a span of 11 starts from May 1-June 25, after doing that three times in the first 79 starts of his career.

“ He is fully capable of vaulting back into the highest echelon of starters, where he lived in his Cy Young season of 2018. ... If you ask any hitter about which lefthander has the best pure stuff in the majors, his name always comes up.

BUSTER OLNEY
| ESPN.com |

- ◆ Ended the season on an interleague scoreless streak of 32.2 IP, starting with the 4th inning on May 8, 2018 vs. ATL...made three interleague starts spanning 15 IP and yielded only 3 hits.
- ◆ On March 21, signed a five-year, \$50 million contract, the largest in major league history for a pitcher before reaching arbitration...the deal extends through the 2023 season, which would have been his first year of free agency, and could pay him an additional \$2 million in incentives.
- ◆ On March 28 vs. HOU, made his first career Opening Day start and suffered his first loss since July 12, 2018 at MIN...it snapped a 9-game winning streak, which tied for the longest in franchise history at the time...yielded a career-high-tying 3 HR, matching James Shields in 2010 and Scott Kazmir in 2006 for the most ever allowed by a Rays pitcher on Opening Day.
- ◆ His Opening Day start was opposite HOU Justin Verlander, who finished 2nd to Snell in the 2018 AL Cy Young Award voting and made his 11th

Opening Day assignment...it was the fourth time since the Cy Young Award was introduced in 1956 that a reigning winner faced the runner-up on Opening Day...two previous instances occurred in 1979, when NYY Ron Guidry faced runner-up MIL-AL Mike Caldwell and SD Gaylord Perry faced runner-up LAD Burt Hooton...the third occurred just hours before, when NYM Jacob deGrom pitched opposite runner-up WAS Max Scherzer at Nationals Park.

- ◆ On April 2 vs. COL, recorded a career-high-tying 13 SO in a scoreless start of 7 IP for a 4-0 win.
- ◆ Placed on the 10-day IL (fractured right fourth toe) on April 16, retroactive to April 14, but missed the minimum 10 days...his first 2 starts after being reinstated were both against the Royals, and he suffered the loss in both.
- ◆ On May 6 vs. ARI, retired his first 17 BF, the 4th-longest perfect game bid in club history at the time...the perfect game was broken up on a 6th-inning single by No. 9 hitter Ildemaro Vargas.
- ◆ On June 19 at NYY, yielded 6 runs in 0.1 IP, the shortest start of his career, in a 12-1 loss...was the first time he failed to get out of the 1st inning...was the fifth time in club history a pitcher yielded 6 runs (or more) in a start of 0.1 IP (or fewer), first since Tim Lincecum on Sep 12, 2006 at NYY.
- ◆ **POSTSEASON:** Started Game 2 of the ALDS at HOU and took the loss, but his only run allowed in 3.1 IP was a solo homer to Alex Bregman in the 4th inning...pitched in relief in Games 4 and 5.
- ◆ In Game 4 vs. HOU, entered with 1 out in the 9th inning and the potential game-tying run at the plate, and got a Yordan Álvarez swinging strike-out and Yuli Gurriel groundout for the save.
- ◆ Became the second Rays pitcher to record his first career save in the postseason, following David Price in Game 7 of the 2008 ALCS vs. BOS.
- ◆ According to Stats LLC, became the second pitcher to have his first career relief appearance (regular season or postseason) end with a save in the postseason, joining ATL John Smoltz in Game 2 of the 1999 NLCS vs. NYM.

CAREER HIGHLIGHTS

- ◆ In **2018**, named the AL Cy Young Award winner by the BBWAA in his age-25 season...joined David Price (2012) as the only Rays to win the Cy Young Award...became the youngest pitcher to win a Cy Young Award since LAD Clayton Kershaw (25) in 2013, and the youngest AL pitcher since SEA Félix Hernández (24) in 2010...his 180.2 IP were the fewest ever for a Cy Young Award-winning starting pitcher over a full season.



2018 A.L. CY YOUNG AWARD BALLOTING

	1ST	2ND	3RD	4TH	5TH	PTS
Blake Snell, TB	17	11	2			169
Justin Verlander, HOU	13	13	3	1		154
Corey Kluber, CLE		4	12	7	5	71
Chris Sale, BOS		2	8	12	3	59
Gerrit Cole, HOU			3	4	9	26
Trevor Bauer, CLE			1	3	4	13
Blake Treinen, OAK			1	3	4	13

A.L. PITCHING LEADERS, DH ERA (SINCE 1973)

EARNED RUN AVERAGE

Pedro Martínez, BOS, 2000	1.74
Ron Guidry, NYY, 1978	1.74

Blake Snell, TB, 2018	1.89
------------------------------	-------------

OPPONENTS' BATTING AVG.

Pedro Martínez, BOS, 2000	.167
Nolan Ryan, TEX, 1991	.172

Justin Verlander, HOU, 2019	.172
-----------------------------	------

Blake Snell, TB, 2018	.178
------------------------------	-------------

OPP AVG. WITH RISP

Blake Snell, TB, 2018	.088
------------------------------	-------------

Pedro Martínez, BOS, 2000	.133
---------------------------	------

Yu Darvish, TEX, 2013	.139
-----------------------	------

- Only two pitchers have won the AL Cy Young and appeared in fewer career games than Snell (74) at the time of their award: BOS Roger Clemens in 1986 and OAK Vida Blue in 1971.
- Won the 2018 Warren Spahn Award as the majors' top left-handed pitcher, based on wins, ERA and strikeouts...joined David Price (2010) as Rays to earn the honor.
- Led the AL outright in wins (21) and ERA (1.89), both club records...the last AL pitcher to match his combination of wins and ERA was NYY Ron Guidry (25, 1.74) in 1978...since the advent of the designated hitter in 1973, he was only the third AL pitcher to record at least 20 wins and a sub-2.00 ERA, along with Guidry and BOS Roger Clemens (21, 1.93) in 1990...his ERA ranked 3rd in the AL in the DH era, behind a pair of unanimous Cy Young winners: Guidry in 1978 and BOS Pedro Martínez (1.74) in 2000.
- In the live ball era (1920), only three other pitchers age 25 or younger achieved his combination of 21 wins and a 1.89 ERA: NYM Dwight Gooden (24, 1.53) in 1985, OAK Vida Blue (24, 1.82) in 1971 and DET Hal Newhouser (25, 1.81) in 1945.
- Was the majors' youngest 21-game winner since LAD Clayton Kershaw in 2011 and the AL's youngest since OAK Barry Zito in 2002.
- Yielded 2 runs or fewer in 27 of 31 starts, the most such starts by an AL pitcher in the DH

era, ahead of NYY Ron Guidry (26) in 1978... allowed 1 run or fewer in 21 starts, the most by an AL non-opener in the DH era ahead of TOR Roger Clemens (20) in 1997.

- Also ranked among AL leaders in WHIP (0.97, 2nd), SO/9 IP ratio (11.01, 4th) and HR/9 IP ratio (0.80, 3rd)...according to Baseball Reference, led AL pitchers with 7.5 Wins Above Replacement... according to FanGraphs, averaged 95.8 mph on his fastball, 3rd in the AL, and 15.1 pct. of his pitches were swings and misses, 2nd in the AL.
- Twelve of his 31 starts came against the five AL postseason teams—the Red Sox (4), Yankees (3), Indians (2), Astros (2) and Athletics (1)...in these 12 starts, he went 9-2 with a 2.00 ERA (72-IP, 16-ER), including 8 starts allowing 1 run or fewer, while all other pitchers compiled a 4.84 ERA vs. these clubs...went 3-0 with a 1.08 ERA (25-IP, 3-ER) in 4 starts against the Red Sox.
- Won nine consecutive starts from Aug 10–Sep 23, the only pitcher in the majors to do so in 2018...over that stretch, posted a 1.03 ERA (52.2-IP, 6-ER) and 74 SO...according to Stats LLC, the only other pitchers in major league history to match or exceed those numbers over a 9-start span are MIN Johan Santana in 2004 and STL Bob Gibson in 1968, both unanimous Cy Young Award winners.
- Went 10-1 at home with a 1.27 ERA—the lowest home ERA by an AL pitcher since CAL Nolan Ryan (1.07) in 1972—before the advent of the DH...didn't allow more than 2 runs at home in 2018, and yielded 1 run or fewer in 12 of 14 starts at home...yielded 1 ER or fewer in 14 consecutive home starts from Sep 12, 2017–Aug 26, 2018, the longest such streak in the majors since 1913—when earned runs were officially kept in both leagues, according to the Elias Sports Bureau.
- Was named AL Pitcher of the Month for August and September, the youngest pitcher in either league to win back-to-back awards since MIN Johan Santana (July, August, September) in 2004...went 4-0 with a 1.04 ERA (26-IP, 3-ER) in 5 starts in August and 5-0 with a 1.26 ERA (35.2-IP, 5-ER) in 6 starts in September.
- Became the third starting pitcher to win the Don Zimmer Award, given to the club's Most Valuable Player, following James Shields in 2011 and Tanyon Sturtze in 2001.
- Was placed on the 10-day IL on July 23, retroactive to July 20, with left shoulder fatigue, and reinstated on Aug 4.
- On April 10 at CWS, recorded his first win of the season, reaching double-digit strikeouts for the second time in his career...became the fifth



pitcher in Rays history to allow 1 hit or fewer while recording at least 10 SO, first since Drew Smyly on April 19, 2016 at BOS.

- Faced his childhood idol, Félix Hernández, in consecutive starts from June 3-9, and went 1-0 with a 0.75 ERA (12-IP; 2-R/1-ER)...in the first of these starts, pitched in front of family and friends in his first career start at Safeco Field.
- On June 3 at SEA, struck out his first seven batters faced, tying an AL record...joined CWS Carlos Rodón on Sep 30, 2016 vs. MIN and CWS Joe Cowley on May 28, 1986 at TEX...his seven consecutive strikeouts to start the game fell one shy of tying a modern major league record...he broke the Rays record for consecutive strikeouts to start a game (Scott Kazmir, 5 on Aug 25, 2007 vs. OAK) and tied the Rays record for consecutive strikeouts at any point in a game.
- On June 19 at HOU, recorded the win despite a career-high 7 BB, the most by a Ray since Jeremy Hellickson (7) on June 8, 2012 at MIA...it tied for the most in franchise history for a pitcher in a winning decision...became the first pitcher to record at least 7 BB and 7 IP in a game since ARI Edwin Jackson in his no-hitter at Tropicana Field on June 25, 2010.
- On June 25 vs. WAS, did not allow a hit until Anthony Rendon's double in the 7th inning...walked his first 2 BF in the 1st inning, but after that retired 18 consecutive batters faced—tied for the 3rd-longest streak of consecutive batters retired in a game in franchise history, behind Matt Garza (22) on July 26, 2010 vs. DET and Chris Archer (19) on July 29, 2015 vs. DET.
- On Aug 10 at TOR, retired all 15 BF on 47 pitches in his second start after returning from the 10-day IL...it was the fourth time since Baseball Reference data is available (1908) that a starting pitcher was pulled with a perfect game through at least 5 IP...joined LAD Rich Hill on Sep 10, 2016 at MIA (7 IP)—his third start back from the injured list; DET Daniel Norris on Sep 22, 2015 vs. CWS (5 IP)—his second start back from the injured list; and HOU Bob Knepper on Oct 5, 1986 vs. ATL (5 IP)—the club's regular season finale and a tuneup start for the postseason.
- On Sep 12 vs. CLE, did not allow a hit until José Ramírez homered to lead off the 7th inning...matched the longest no-hit bid of his career and became the second Rays pitcher with multiple no-hit bids of 6 IP within the same season, joining Nathan Eovaldi (also in 2018).
- On Sep 18 at TEX, did not allow a run in 5 IP for his club-record-tying 20th win...broke the record in his next start, Sep 23 at TOR.

- **ALL-STAR GAME:** Replaced CLE Corey Kluber on the AL All-Star Team roster...was the first selection of his career...was the third pitcher used by the AL, and he went 1.2 IP, yielding a homer to Willson Contreras on the first pitch of his outing...struck out Nolan Arenado, Matt Kemp and Bryce Harper.
- In **2017**, made 24 starts over three stints with the Rays, and made 7 starts for Durham over a six-week assignment there...began the season as the Rays No. 4 starter, was optioned to Durham on May 14 after 8 starts, recalled June 28, optioned Aug 4 and recalled Aug 8...did not miss a start between his second and third stints, as Alex Cobb was placed on the injured list with turf toe.
- Enjoyed a strong finish to the season in his third stint with the Rays...in his final 10 starts after the Aug 8 recall, he went 5-1 with a 2.84 ERA (57-IP, 18-ER) and averaged 16.0 pitches per inning...did not allow an earned run in four of those 10 starts, and went at least 6 IP in seven of them...during that span he ranked 6th in the AL in ERA and 4th with a .197 opp avg...in his first two stints, he went 0-6 with a 4.98 ERA (72.1-IP, 40-ER) and 18.9 pitches per inning in 14 starts.
- Compiled a 15-start winless streak (April 6–Aug 10) and 10-start unbeaten streak (July 29–Sep 20)...the 15-start winless streak was the longest by any pitcher to begin a season since MIL Marco Estrada (15) in 2012, and it tied Tanyon Sturtze in 2002 for the longest in club history to begin a season.
- Became the first pitcher in AL history to make a pair of scoreless starts against the Cubs in the same season...earned no decision on July 5 at CHC when the bullpen yielded 7 runs in a 7-3 loss...on Sep 20 at home, threw 7 IP of 2-hit ball in an 8-1 win over Jon Lester.
- On Oct 1 vs. BAL, totaled 7 IP, 2 H, 0 R, 0 BB and 13 SO in a 6-0 victory...the 13 SO remained tied for a career high and were the most by a Rays pitcher since Chris Archer (15) on June 2, 2015 at LAA and most by a Rays lefty since David Price (13) on Sep 25, 2012 at BOS...it was only the third time in Rays history a pitcher recorded at least 13 SO without allowing a run, joining Price (14) on Aug 28, 2011 at TOR and James Shields (13) on May 22, 2011 at FLA.
- Made 7 starts during his six-week stay with Durham, and went 5-0 with a 2.66 ERA (44-IP, 13-ER) and 61 SO (12.48 SO/9 IP).
- Named the club's **2016** Outstanding Rookie by the Tampa Bay Chapter of the BBWAA.
- Ranked 3rd among AL rookies with 19 starts and 5th with 98 SO...his 3.54 ERA ranked 2nd





WILL VRAGOVIC / TAMPA BAY RAYS

among AL rookies (min. 10 starts) behind DET Michael Fulmer (3.06).

- ♦ Min. 10 starts, his 9.91 SO/9 IP ratio led AL rookies, set a club rookie record and ranked 8th overall in the AL.
- ♦ Yielded only 5 HR in 89 IP with the Rays...min. 10 starts, his 0.51 HR/9 IP ratio led major league rookies, was a club rookie record and ranked 3rd overall behind OAK/LAD Rich Hill (0.33) and LAD Clayton Kershaw (0.48).
- ♦ Min. 75 IP, his 19.3 pitches per inning were the most in the majors and in club history...his 5.16 BB/9 IP (89-IP, 51-BB) was the highest in the majors and highest by a Ray since Seth McClung (5.94) in 2006.
- ♦ Recalled from Durham on April 23 to make a spot start, the third Rays pitcher to make his major league debut at Yankee Stadium (David Price in 2008, Bobby Seay in 2001)—but first as a starter...his line: ND, 5 IP, 2 H, 1 R, 6 SO...his 6 SO were the most by a visiting pitcher in his debut at Yankee Stadium since BOS Robinson Checo (6) on Sep 16, 1997...twice struck out Álex Rodríguez, who he grew up watching as a young Mariners fan...the only run scored on a 1st-inning wild pitch...left with a 2-1 lead but earned no decision in the 3-2 loss.
- ♦ Recalled again on June 16 and remained in the majors through the end of the season.
- ♦ Earned his first win on June 27 vs. BOS, his fourth start, snapping the Rays 11-game losing

streak with a 13-7 victory...at 23 years, 206 days, became the youngest Rays pitcher to beat the Red Sox since Scott Kazmir pitched a 2-hit shut-out at 22 years, 160 days on July 3, 2006.

- ♦ At the time of his June 16 recall, his 90 SO led the International League and ranked 2nd in the minors...also led the IL with 12.86 SO/9 IP...in his final start, June 10 at Lehigh Valley (Phillies), recorded 13 SO in 5.2 IP.
- ♦ Named Minor League Player of the Year by *USA Today* and *Baseball America* in **2015**...remains one of 10 players, five pitchers and two Rays to win both awards...Jeremy Hellickson won both in 2010...named the Rays Minor League Pitcher of the Year for a second consecutive year.
- ♦ Was 15-4 with a 1.41 ERA and 163 SO in 25 apps (23 starts) with stops at Class-A Charlotte, Double-A Montgomery and Durham...across all three levels, struck out 31.3 pct. of all batters faced...his combination of wins (15), ERA (1.41) and strikeouts (163) could be matched only three times in the minors over the previous 75 years.
- ♦ His 1.41 ERA led all minor league qualifiers and was the lowest for a full-season pitcher since Justin Verlander's 1.29 ERA in 2005...also led all minor league pitchers with a .182 opp avg. and ranked 4th in wins and strikeouts.
- ♦ Did not allow a run in his first 46 IP, extending his scoreless streak to 49 IP dating back to the end of 2014...didn't allow a run in 21 IP at Charlotte or in his first 25 IP at Montgomery...



according to *Baseball America*, finished 3 IP shy of tying the longest single-season modern minor league record held by Brad Thompson for Double-A Tennessee (Cardinals) in 2004.

- ◆ Pitched a perfect inning in the Futures Game at Great American Ball Park and a perfect inning in the Southern League All-Star Game.
- ◆ Ranked by *Baseball America* as the No. 12 overall prospect in the minors following the season... was the No. 1 prospect in the Rays system...the publication also tabbed him as having the Best Changeup in the organization.
- ◆ In **2014**, named Minor League Pitcher of the Year by the Rays Baseball Operations department...ranked 3rd in the system with 119 SO and 4th with a 3.19 ERA...threw the first no-hitter in Charlotte history on Aug 2 (rain-shortened, 5.1 IP) over Daytona (Cubs)...ranked by *Baseball America* as having the Best Slider in the organization following the season.
- ◆ In **2013**, led Class-A Bowling Green with 106 SO, but his 73 BB were 2nd in the Midwest League.
- ◆ In **2012**, named Most Valuable Player for Rookie-level Princeton by the Rays Baseball Operations department...also honored as the Appalachian League Pitcher of the Year.

AMATEUR CAREER

- ◆ As a senior in 2011, was 9-0 with a 1.00 ERA and 128 SO over 56 IP at Shorewood (Wash.) High School, which finished second in the state in its classification...allowed just 1 ER over his final 43.1 IP...this finished off a two-year run that saw him allow just 25 ER in 124.2 IP.
- ◆ Committed to the University of Washington before signing with the Rays...the Rays also drafted his high school teammate, Trevor Mitsui, who accepted a scholarship to Washington.

CAREER HIGHS

LONGEST OUTING

7.1, 3x-last 7/7/18 at NYM

STRIKEOUTS

13, 2x-last 4/2/19 vs. COL

WALKS

7, 6/19/18 at HOU

HR ALLOWED

3, 2x-last 3/28/19 vs. HOU

RUNS ALLOWED

7, 2x-last 6/25/19 at MIN

HITS ALLOWED

11, 6/25/19 at MIN

WIN STREAK

9G, 8/10/18 - 9/23/18

LOSS STREAK

6G, 4/6/17 - 7/24/17

CAREER PITCHING

YEAR	CLUB	W	L	ERA	G	GS	CG	SHO	SV	IP	H	R	ER	HR	HB	BB-I	SO	WP	BK
2011	GCL Rays	1	2	3.08	11	8	0	0	0	26.1	30	9	9	0	0	11-0	26	4	0
2012	Princeton	5	1	2.09	11	11	1	1	0	47.1	34	12	11	4	4	17-0	53	2	0
2013	Bowling Green	4	9	4.27	23	23	0	0	0	99.0	90	55	47	8	2	73-0	106	13	1
2014	Bowling Green	3	2	1.79	8	8	0	0	0	40.1	26	10	8	1	0	19-0	42	4	1
	Charlotte	5	6	3.94	16	16	1	1	0	75.1	69	40	33	1	5	37-0	77	9	0
2015	Charlotte	3	0	0.00	4	2	0	0	0	21.0	10	0	0	0	0	11-0	27	1	0
	Montgomery	6	2	1.57	12	12	0	0	0	68.2	45	13	12	5	1	29-0	79	5	0
	Durham	6	2	1.83	9	9	0	0	0	44.1	29	11	9	2	1	13-0	57	5	0
2016	Durham	3	5	3.29	12	12	0	0	0	63.0	56	23	23	4	2	28-0	90	6	0
	Tampa Bay	6	8	3.54	19	19	0	0	0	89.0	93	44	35	5	0	51-0	98	6	1
2017	Tampa Bay	5	7	4.04	24	24	0	0	0	129.1	113	65	58	15	0	59-1	119	8	0
	Durham	5	0	2.66	7	7	0	0	0	44.0	43	13	13	5	0	15-0	61	4	0
2018	Tampa Bay	21	5	1.89	31	31	0	0	0	180.2	112	41	38	16	1	64-2	221	13	0
2019	Tampa Bay	6	8	4.29	23	23	0	0	0	107.0	96	53	51	14	1	40-1	147	11	1
Minor League Totals		41	29	2.81	113	108	2	2	0	529.1	432	186	165	30	15	253-0	618	53	2
Major League Totals		38	28	3.24	97	97	0	0	0	506.0	414	203	182	50	2	214-4	585	38	2

1: Selected by the Tampa Bay Rays in the first round (52nd overall) of the 2011 June Draft...signed by Paul Kirsch.



CAREER FIELDING

YEAR	POSITION	PCT	G	PO	A	E	TC	DP
2016	Pitcher	1.000	19	1	18	0	19	0
2017	Pitcher	1.000	24	6	13	0	19	1
2018	Pitcher	.950	31	1	18	1	20	1
2019	Pitcher	.938	23	1	14	1	16	1
Totals		.973	97	9	63	2	74	3

ALL-STAR GAME PITCHING

YEAR	CLUB	W	L	ERA	G	GS	CG	SHO	SV	IP	H	R	ER	HR	HB	BB-I	SO	WP	BK
2018	AL, Washington, DC	0	0	5.40	1	0	0	0	0	1.2	1	1	1	1	0	2-0	3	0	0

POSTSEASON PITCHING

YEAR	SERIES	CLUB	W	L	ERA	G	GS	CG	SHO	SV	IP	H	R	ER	HR	HB	BB-I	SO	WP	BK
2019	ALDS	TB vs. HOU	0	1	1.69	3	1	0	0	1	5.1	4	1	1	1	0	0-0	7	0	0

CAREER BATTING

YEAR	CLUB	AVG	AB	R	H	2B	3B	HR	RBI	SH	SF	HB	BB-I	SO	SB	CS	GDP	OBP	SLG
2016	Tampa Bay	.000	2	0	0	0	0	0	0	0	0	0	1-0	1	0	0	0	.333	.000
2017	Tampa Bay	.000	5	0	0	0	0	0	0	1	0	0	1-0	1	0	0	0	.167	.000
2018	Tampa Bay	.000	1	0	0	0	0	0	0	0	0	1	1-0	1	0	0	0	.667	.000
Major League Totals		.000	8	0	0	0	0	0	0	1	0	1	3-0	3	0	0	0	.333	.000

LEFT-RIGHT BREAKDOWN

	2019				CAREER			
	AVG	AB	H	HR	AVG	AB	H	HR
vs. Left	.329	70	23	3	.213	334	71	5
vs. Right	.222	329	73	11	.225	1523	343	45



WILL VRAGOVIC / TAMPA BAY RAYS



25

THIRD BASEMAN / OUTFIELDER

YOSHI TSUTSUGO

Yoshitomo Tsutsugo (yoshee-toe-moe tsoo-TSOO-go)



BATS **LEFT**

THROWS **RIGHT**

HEIGHT **6'1"**

WEIGHT **225**

OPENING DAY AGE **28**

MAJOR LEAGUE SERVICE **None**

BORN **11/26/91 in Hashimoto, Japan**

RESIDES **Hashimoto, Japan**

CONTRACT STATUS **First year of a two-year contract through 2021**

SIGNING SCOUT **Tateki Uchibori (Rays)**

ACQUIRED **Signed as a free agent, 12/16/19**

X-RAY REPORT

- ◆ More than a dozen Japanese reporters, mostly based in New York and Los Angeles, attended his introductory press conference, which was carried on live TV in Japan at 2:30 a.m.
- ◆ Six Rays staffers, including Kevin Cash and Erik Neander, discreetly slipped away from the Winter Meetings in San Diego this offseason to drive to Los Angeles and meet with Yoshi in person following an introductory phone call... the Rays presented a 20-page information guide on the team and Tampa Bay area...the group met at a facility owned by Nolan Arenado, who shares the same agent.

“

If I didn't come to the Rays, Kevin [Cash] might have haunted me in my nightmares. Erik [Neander] and Kevin were very passionate about wanting me here. Kevin's passion, for me, was one of the biggest parts of why I joined the Rays.

YOSHI TSUTSUGO
| The Athletic |

”

- ◆ When he makes his Rays debut, Tsutsugo will become the fourth Japanese-born player in franchise history, following Hideo Nomo (2005), Akinori Iwamura (2007-09) and Hideki Matsui (2012)...Iwamura is the only other Japanese-born

player to begin his major league career with the Rays—he signed a three-year contract after playing with the Tokyo Yakult Swallows.

- ◆ Yoshi spent 10 seasons with the Yokohama DeNA BayStars in Japan's Nippon Professional Baseball Organization...following his signing with the Rays, Yokohama shared a 2-minute, 25-second farewell video on social media saying, “a samurai from Yokohama is making the move to Tampa Bay”...the number five in Kanji is pronounced ‘go,’ meaning the length of the video could be read as “two-two-go.”
- ◆ The BayStars are known as one of the most progressive analytics-driven franchises in NPB... Yoshi believes he will benefit from this practice even more in the U.S., where data is more abundant and comprehensive.
- ◆ During his at-bats, Yoshi's home crowd would extend their arms and chant: “Up high into the sky of Yokohama, hit a home run, Tsutsugo!”
- ◆ Yoshi wore No. 25 for seven of his 10 seasons in NPB...the number was bestowed to him by former teammate and fellow NPB star Shuichi Murata...the gesture is seen as a great honor.
- ◆ He was named Yokohama's youngest team captain in franchise history in 2015.
- ◆ He has a fraternal twin sister who he says “looks nothing like me”...her talents favor tennis.
- ◆ Yoshi picked up “some broken Spanish” during his time playing for the Leones del Escogido in the Dominican Winter League...he says it is his hidden talent.

2019 SEASON

- ◆ Hit 29 HR, his sixth consecutive season of 20 HR (or more), though his 79 RBI were his fewest



since 2014 (77)...tied for 15th in NPB in home runs, his lowest rank since 2013...ranked 6th in NPB with 88 BB and 12th with a .388 OBP.

- ◆ Received one second-place vote in the Central League Most Valuable Player balloting.
- ◆ On Aug 17 vs. Hiroshima, went 3-for-5 with 2 HR and became the youngest player in team history to reach 200 HR.
- ◆ Homered in Game 2 of the NPB All-Star Game, his fifth career All-Star Game homer...note the NPB All-Star Game is an annual series between the Central League and Pacific League...in most years, the series consists of 2 games.
- ◆ Entered the posting system on Nov 19...to sign him from Yokohama, the Rays paid the BayStars a release fee of \$2.4 million, which was equal to 20 percent of his total guarantee.

NIPPON PROFESSIONAL BASEBALL LEADERS, 2016-19

HOME RUNS

Yoshi Tsutsugo	139
Wladimir Balentien	134
Tetsuto Yamada	131
Brandon Laird	129
Hotaka Yamakawa	127

RUNS BATTED IN

Hideto Asamura	400
Wladimir Balentien	400
Yoshi Tsutsugo	372
Yoshihiro Maru	368
Tetsuto Yamada	367

CAREER HIGHLIGHTS

- ◆ Over the 2016-19 seasons, he led NPB with 139 HR and ranked 3rd with 372 RBI...hit .293/.401/.574 (566-for-1,931) over that stretch...he made the Central League All-Star Team in five consecutive years from 2015-19.
- ◆ In **2018**, led the Central League and tied Hotaka Yamakawa of the Pacific League's Saitama Seibu Lions for the NPB lead with 72 XBH...ranked among NPB leaders in doubles (33, 7th), home runs (38, tied for 4th), RBI (89, tied for 12th), walks (80, 9th) and slugging pct. (.596, 5th).
- ◆ Received one third-place vote in the Central League Most Valuable Player balloting.
- ◆ Homered in Game 1 of the NPB All-Star Game...his 2-run homer tied the game in the 3rd inning.
- ◆ Played in the Nichi-Bei Series, which is also known as the Japan All-Star Series...is a best-of format between MLB and NPB players.
- ◆ Began the **2017** season playing in the World Baseball Classic and ended it playing in the

Japan Series, which is a best-of-seven series between the champions of the Central League and Pacific League.

- ◆ Was a Best Nine selection as an outfielder...it is determined by journalists and presented annually to the best player at each position in both the Central League and Pacific League.
- ◆ Led NPB with 93 BB...ranked 4th with a .909 OPS, 5th with a .396 OBP and 94 RBI, 7th with 59 XBH and a .513 SLG and 9th with 28 HR.
- ◆ Hit .250/.400/.500 (5-for-20) with 2 2B, 1 HR and 3 RBI in the Japan Series but the BayStars lost to the Fukuoka SoftBank Hawks in 6 games...the homer was a go-ahead shot in Game 5.
- ◆ Homered off Yusei Kikuchi in Game 1 of the NPB All-Star Game and became the third player with a RBI in five consecutive All-Star Games, joining Hideki Matsui and Takeshi Yamasaki.
- ◆ **WORLD BASEBALL CLASSIC:** Hit .320/.433/.680 (8-for-25) with 3 HR and 8 RBI in 7 games.
- ◆ Earned Pool B Most Valuable Player honors...helped Japan win each of its three first-round games...homered in the first 2 games, off Jonder Martinez of Cuba and Jon Kennedy of Australia.
- ◆ Homered off Dylan Axelrod in Japan's second-round game against Israel.
- ◆ In **2016**, led NPB with 44 HR and tied Sho Nakata of the Hokkaido Nippon-Ham Fighters for the NPB lead with 110 RBI...also ranked among NPB leaders in avg. (.322, 4th), on-base pct. (.430, 3rd), slugging pct. (.680, 1st) and OPS (1.110, 1st).
- ◆ Finished 5th in the Central League Most Valuable Player balloting.
- ◆ Was a Best Nine selection as an outfielder.
- ◆ Entered the NPB record books on July 22, 2016, becoming the first player in league history with three consecutive multi-HR games.
- ◆ On Aug 5 vs. Chunichi, became the youngest player in team history to reach 100 HR.
- ◆ Named Most Valuable Player of Game 1 of the NPB All-Star Game...doubled and homered in the Central League's 5-4 win...was the youngest NPB All-Star Game MVP in team history.
- ◆ Went 2-for-3 with a homer in Game 2 but Most Valuable Player honors were claimed by the Pacific League's Shohei Ohtani.
- ◆ In **2015**, ranked among NPB's Top 10 in runs, hits, RBI, walks, avg., on-base pct. and slugging pct. and just missed it in home runs (24, 11th).
- ◆ Was a Best Nine selection as an outfielder for the first time in his career.



- Was a Central League All-Star for the first time in his career...hit cleanup in both games, in left field for Game 1 and at designated hitter for Game 2...doubled off Shohei Ohtani in his first at-bat, in the 2nd inning of the first game.
- Played in the inaugural Premier 12, which was established after baseball was dropped from the Olympics...it featured the Top 12 teams in international baseball, as determined by the International Baseball Federation rankings...helped Japan win the bronze medal.
- Played 10 games for the Leones del Escogido in the Dominican Winter League.
- In **2014**, enjoyed a breakout season, taking over left field duties from veteran Hitoshi Tamura...his 22 HR tied for 13th in NPB but tied for 6th in the Central League and ranked 3rd among Japanese natives...ranked 6th in NPB with a .529 SLG and 7th with a .902 OPS.

- Was a late addition for the Nichi-Bei Series, replacing the injured Akira Nakamura...the Series was reinstated after an eight-year hiatus.
- Hit .222 (131-for-589) with 20 HR and 71 RBI in 174 games over his first four seasons with Yokohama...missed time in **2012** with an ankle injury...led the Eastern League—NPB's Farm League—with 14 HR in **2011** and 26 HR in **2010**, setting the league's rookie record.
- Debuted for Yokohama as an 18-year-old on Oct 5 vs. Yomiuri, going 0-for-3...his first NPB hit was a 2-run homer on Oct 7 vs. Hanshin.
- Selected by Yokohama in the first round of the 2009 NPB Draft...hit 69 HR in high school...helped Japan win bronze in the 2009 Asian Junior Championship, an under-18 international baseball tournament sanctioned and created by the Baseball Federation of Asia.

CAREER BATTING

YEAR	CLUB	AVG	G	AB	R	H	2B	3B	HR	RBI	SH	SF	HB	BB-I	SO	SB	CS	GDP	OBP	SLG
2010	Yokohama	.143	3	7	1	1	0	0	1	1	0	0	1	2-0	1	0	0	0	.400	.571
2011	Yokohama	.241	40	145	16	35	10	0	8	22	0	1	1	13-0	51	1	1	4	.306	.476
2012	Yokohama	.218	108	386	31	84	16	3	10	45	2	5	2	51-1	102	1	2	4	.309	.352
2013	Yokohama	.216	23	51	5	11	1	0	1	3	0	0	2	3-0	13	0	0	2	.286	.294
2014	Yokohama	.300	114	410	58	123	24	2	22	77	0	2	2	47-6	100	2	1	7	.373	.529
2015	Yokohama	.317	138	496	79	157	28	1	24	93	0	2	2	68-0	98	0	0	5	.400	.522
2016	Yokohama	.322	133	469	89	151	28	4	44	110	0	2	3	87-1	105	0	1	6	.430	.680
2017	Yokohama	.284	139	503	85	143	31	0	28	94	0	3	2	93-3	115	1	0	7	.396	.513
2018	Yokohama	.295	139	495	77	146	33	1	38	89	0	3	2	80-7	107	0	0	10	.393	.596
2019	Yokohama	.272	131	464	74	126	24	0	29	79	0	3	2	88-5	141	0	0	5	.388	.511
Nippon Pro Baseball		.285	968	3426	515	977	195	11	205	613	2	21	19	532-23	833	5	5	50	.382	.528

1: Signed by the Tampa Bay Rays as a free agent, December 16, 2019...signed by Tateki Uchibori.

WORLD BASEBALL CLASSIC BATTING

YEAR	CLUB	AVG	G	AB	R	H	2B	3B	HR	RBI	SH	SF	HB	BB-I	SO	SB	CS	GDP	OBP	SLG
2017	Japan	.320	7	25	5	8	0	0	3	8	0	0	0	5-1	6	0	0	0	.433	.680



18

INFIELDER

JOEY WENDLE

Joseph Patrick Wendle



BATS LEFT

THROWS RIGHT

HEIGHT 6'1"

WEIGHT 195

OPENING DAY AGE 29

MAJOR LEAGUE SERVICE 2 years, 88 days

BORN 4/26/90 in Wilmington, DE

RESIDES Kennett Square, PA

CONTRACT STATUS Signed through 2020

SIGNING SCOUT Brent Urcheck (Indians)

ACQUIRED From the Oakland Athletics in exchange for a player to be named (C Jonah Heim), 12/11/17

X-RAY REPORT

- ◆ Joey and his wife, Lindsey, welcomed their second child, Luke, in February...their first son, Jack, was born in May 2018.
- ◆ He enjoys working on his house over the winter months...he and his dad teamed up to install a new staircase over the course of several days this winter.
- ◆ Joey is one of the leaders among Rays players when it comes to the weekly baseball chapel...he frequently leads the players' weekly bible study and serves as the team contact for visiting chaplains.
- ◆ When an MLB Network graphic mistakenly listed Joey's last name as 'Mendle,' he embraced it by making it his Players' Weekend nickname.
- ◆ Joey is involved with Fellowship of Christian Athletes and has had many opportunities to speak with younger athletes...he visited schools on several occasions to speak directly with young FCA participants this offseason...he has been involved with FCA in some capacity since high school.
- ◆ He was honored by the Philadelphia Sports Writers Association (PSWA) with its Native Son Award last year...other winners include Mike Piazza, the NBA's Kyle Lowry and U.S. women's soccer standout Carli Lloyd.
- ◆ Joey received his bachelor's degree in pre-physical therapy at West Chester (Pa.) University and was named first team CoSIDA Academic All-American in 2012...prior to being drafted by the Indians, he planned to attend school for physical therapy and had gone as far as applying to a handful of programs...it's still a goal he'd like to pursue after baseball.

- ◆ Growing up in eastern Pennsylvania, he supported the Phillies and his favorite players were Scott Rolen and Chase Utley.

2019 SEASON

- ◆ Limited to 75 games due to three stints on the injured list...sidelined from April 1-20 due to a left hamstring strain, from April 26-June 13 with a right wrist fracture and from July 29-Aug 24 with right wrist inflammation.
- ◆ Made 34 starts at second base, 22 starts at third base and 8 starts at shortstop...handled all 155 chances at second base without an error.
- ◆ Hit .268/.321/.433 (26-for-97) with 3 2B, 2 3B, 3 HR and 9 RBI after returning from his third stint on the injured list...this stretch increased his season avg. from .206 to .231.
- ◆ Made his second Opening Day roster and first start, batting sixth and playing second base...was hit by pitch in the 2nd and 7th innings, the first in club history with two on Opening Day.
- ◆ Placed on the 10-day IL on April 1 with a left hamstring strain...the injury was sustained on defense on a slide into second base...reinstated on April 21, but played in only 4 games before his second injury sidelined him for 43 games.
- ◆ On Aug 27 at HOU, homered in the 7th inning for the Rays only run in a 15-1 loss...was his first homer since Aug 19, 2018 at BOS, snapping a career-long homerless drought at 280 AB.
- ◆ On Sep 25 vs. NYY, his homer off Jonathan Loaisiga was the second leadoff homer of his career, following Sep 17, 2016 at TEX.
- ◆ **POSTSEASON:** Entered the AL Wild Card Game at OAK in the 7th inning as a pinch-runner and remained in the game at third base...appeared in 4 games and made 3 starts, all at third base, in



the ALDS...in Game 4 vs. HOU, hit a RBI double off Justin Verlander in the 1st inning.

CAREER HIGHLIGHTS

- ◆ In **2018**, finished 4th in the AL Rookie of the Year balloting behind LAA Shohei Ohtani, NYY Miguel Andújar and NYY Gleyber Torres.
- ◆ Voted as the club's Outstanding Rookie by the Tampa Bay Chapter of the BBWAA.
- ◆ In his first season in the Rays organization, led AL rookies with 4.3 Wins Above Replacement (WAR), according to Baseball Reference.
- ◆ From July 1 through the end of the season, his .335 avg. (87-for-260) ranked 2nd in the AL behind BOS Mookie Betts (.350).
- ◆ Hit .300, 8th in the AL and 1st among major league rookies...broke Rocco Baldelli's club-rookie-record .289 avg. in 2003.
- ◆ Ranked among AL rookie leaders in hits (146, 2nd), doubles (33, 2nd), triples (6, 1st), on-base pct. (.354, 2nd) and stolen bases (16, 2nd).
- ◆ Only six other rookies in AL history could match his combination of a .300 avg., 33 2B and 16 SB while qualifying for the batting title: SEA Ichiro Suzuki in 2001, BOS Nomar Garciaparra in 1997, CLE/CWS Minnie Minoso in 1951, DET Barney McCosky in 1939, DET Roy Johnson in 1929 and CLE Shoeless Joe Jackson in 1911...was one of four rookies in major league history to reach those marks while playing most of his games at middle infield, joining Garciaparra, the Kansas City Packers' Duke Kenworthy in 1914 and the Syracuse Stars' Cupid Childs in 1890.
- ◆ Played five different defensive positions and started at four, the first rookie to start at four different positions, hit .300 and qualify for the batting title since STL Albert Pujols in 2001.
- ◆ Made 85 starts at second base, 17 starts at third base, 13 starts in left field and 7 starts at short-stop...at second base, committed only 4 errors in 375 chances for a .989 fielding pct., 2nd among AL second basemen (min. 100 games).
- ◆ Was the Rays recipient of the MLB Alumni Association's Heart and Hustle Award...the award honors active players who demonstrate a passion for the game of baseball and best embody the values, spirit and tradition of the game...it is also the only award in MLB that is voted on by former players.
- ◆ Made his first Opening Day active roster after batting .327/.386/.558 (17-for-52) with 3 2B, 3 3B, 1 HR and 6 RBI in 19 games during spring training...won the Al Lopez Award, presented to the club's most outstanding rookie in spring training.

- ◆ His 24 hits through the end of April tied for 3rd for a rookie in club history, behind Rocco Baldelli (40) in 2003 and Delmon Young (26) in 2007.
- ◆ On April 9 at CWS, hit his first homer as a Ray, coming in the 5th inning off Miguel González.
- ◆ On May 29 at OAK, homered off his former team, the middle of back-to-back-to-back homers with C.J. Cron and Wilson Ramos in the 3rd inning.
- ◆ In **2017**, appeared in 8 games with the Athletics following the conclusion of the Triple-A season...hit .308 (4-for-13) with 1 HR and 5 RBI in the majors, making 3 starts at second base.
- ◆ On Sep 17 at PHI, hit a 6th-inning grand slam off Edubray Ramos, turning a 3-2 deficit into a 6-3 victory...the grand slam came in the 33rd game of his career, the fastest into a career an Athletics player hit one since Scott Spiezio (29th game) on April 23, 1997 vs. MIN.
- ◆ Was on the major league injured list to begin the season with right shoulder soreness.
- ◆ Designated for assignment by the Athletics on Dec 7 and traded to the Rays four days later.
- ◆ Made his major league debut with the Athletics in **2016** after spending nearly the entire season with Double-A Nashville...called up on Aug 31, and from that point forward appeared in 28 of the Athletics 30 games including 24 starts.
- ◆ Made his major league debut on Aug 31 at HOU, going 0-for-4 in a start at second base.
- ◆ Recorded his first career hit on Sep 2 vs. BOS, a pinch-hit single in the 8th inning off Joe Kelly...tagged Yu Darvish for a leadoff home run on Sep 17 at TEX, his first career homer.
- ◆ For Nashville, ranked among Pacific Coast League leaders in runs (81, 7th), triples (9, tied for 5th) and extra-base hits (52, tied for 6th).
- ◆ Named to the Athletics Organizational All-Star Team by MLB.com.
- ◆ Appeared in 34 games for the Yaquis de Obregon in the Mexican Winter League, batting .307 (42-for-137) with 25 RBI and a .511 SLG.
- ◆ Ranked by *Baseball America* as the No. 21 prospect in the Athletics system following the season.
- ◆ In **2015**, was named to the Pacific Coast League postseason All-Star Team...led the league and ranked 4th among all minor leaguers with 167 hits...tied for 2nd in the league and tied for 7th in the minors with 42 2B...also ranked 3rd in the league with 60 XBH and 255 total bases and 5th with 8 3B...tied for 7th with 80 runs.
- ◆ Hit .341 (76-for-223) after the All-Star break to raise his season avg. from .257 to .289.





WILL VRAGOVIC / TAMPA BAY RAYS

- ◆ Ranked by *Baseball America* as the No. 17 prospect in the Athletics system following the season for a third consecutive year.
- ◆ Spent the **2014** season with Double-A Akron but was limited to 87 games due to a broken right hamate bone that kept him on the injured list for nearly two months (June 27–Aug 18).
- ◆ Traded to the Athletics on Dec 4 in exchange for Brandon Moss.
- ◆ Spent the entire **2013** season with Class-A Carolina and was named to the Carolina League postseason All-Star Team...ranked 2nd in the league with 53 XBH and a .513 SLG...ranked 4th with 212 total bases and tied for 4th with 16 HR.
- ◆ Won the Lou Boudreau Award, given to the top position player in the Indians system.
- ◆ Suffered a fractured orbital on April 20 that sidelined him until May 21...was hitting .426 with a .508 OBP at the time of the injury.
- ◆ Named to the Indians Organizational All-Star Team by MLB.com.
- ◆ Hit .311 (19-for-61) with 12 RBI in 16 games for the Surprise Saguaros in the Arizona Fall League.
- ◆ Made his professional debut in **2012** with Short-A Mahoning Valley and was named to the New York-Penn League midseason All-Star Team...ranked among league leaders in avg. (.327, 3rd), slugging pct. (.469, 3rd) and total bases (115, 5th).

AMATEUR CAREER

- ◆ Selected by the Indians in the sixth round of the 2012 June Draft out of West Chester (Pa.)

University...ranked among the Top 10 prospects in Division II by *Baseball America* that year.

- ◆ Became the first WCU alum to reach the majors since 14-year veteran John Mabry.
- ◆ Graduated as one of only two players in WCU history with 250 hits and 400 total bases...was a three-time first team All-Conference selection and a three-time first team All-American choice...as a senior, won the Pennsylvania State Athletic Conference triple crown, batting .399 with 12 HR and 59 RBI in 56 games.
- ◆ Graduated from Avon Grove (Pa.) High School.

CAREER HIGHS

HITS	RUNS
4, 3x-last 9/18/18 at TEX	3, 2x-last 9/2/19 vs. BAL
HITTING STREAK	WALKS
11G, 6/28/18 - 7/11/18	3, 4/10/18 at CWS
HOME RUNS	STRIKEOUTS
1, 12x-last 9/25/19 vs. NYY	3, 4x-last 4/23/19 vs. KC
RBI	STOLEN BASES
4, 9/17/17 at PHI	2, 2x-last 7/2/19 vs. BAL

HOME RUN HIGHLIGHTS

GRAND SLAMS (1)
9/17/17 at PHI (Edubray Ramos)
LEADOFF (2)
9/25/19 vs. NYY (Jonathan Loaisiga); 9/17/16 at TEX (Yu Darvish)



CAREER BATTING

YEAR	CLUB	AVG	G	AB	R	H	2B	3B	HR	RBI	SH	SF	HB	BB-I	SO	SB	CS	GDP	OBP	SLG
2012	Mahoning Valley	.327	61	245	32	80	15	4	4	37	0	2	5	15-1	25	4	1	3	.375	.469
2013	Carolina	.295	105	413	73	122	32	5	16	64	1	6	10	44-1	79	10	2	10	.372	.513
2014	Akron	.253	87	336	46	85	20	5	8	50	0	4	4	26-1	56	4	2	4	.311	.414
	AZL Indians	.455	6	22	8	10	1	1	0	4	0	0	0	4-0	4	1	1	0	.538	.591
2015	Nashville	.289	137	577	80	167	42	8	10	57	5	5	9	22-1	114	12	2	9	.323	.442
2016	Nashville	.279	125	491	81	137	31	9	12	61	1	1	7	26-2	112	14	4	10	.324	.452
	Oakland	.260	28	96	11	25	1	0	1	11	0	2	0	6-0	16	2	0	3	.298	.302
2017	Nashville	.285	118	478	67	136	29	8	8	54	0	1	12	19-1	82	13	4	6	.327	.429
	Oakland	.308	8	13	3	4	1	0	1	5	0	0	0	1-1	3	0	0	0	.357	.615
2018	Tampa Bay	.300	139	487	62	146	33	6	7	61	2	10	9	37-4	96	16	4	11	.354	.435
2019	Tampa Bay	.231	75	238	32	55	13	2	3	19	0	3	8	14-0	47	8	3	4	.293	.340
	Charlotte	.364	3	11	3	4	1	0	1	3	0	0	0	2-0	1	1	0	1	.462	.727
	Durham	.263	5	19	3	5	2	0	0	0	0	0	0	2-0	4	1	0	0	.333	.368
	GCL Rays	.000	1	3	0	0	0	0	0	0	0	0	0	0-0	0	0	0	0	.000	.000
Minor League Totals		.287	650	2595	393	746	173	40	59	330	7	19	47	160-7	477	60	16	43	.338	.453
Rays Totals		.277	214	725	94	201	46	8	10	80	2	13	17	51-4	143	24	7	15	.334	.404
Major League Totals		.276	250	834	108	230	48	8	12	96	2	15	17	58-5	162	26	7	18	.330	.396

1: Selected by the Cleveland Indians in the sixth round of the 2012 June Draft...signed by Brent Urcheck. 2: Acquired by the Oakland Athletics from Cleveland in exchange for INF/OF Brandon Moss, December 8, 2014. 3: Acquired by the Tampa Bay Rays from Oakland in exchange for a player to be named (C Jonah Heim), December 11, 2017.

CAREER FIELDING

YEAR	POSITION	PCT	G	PO	A	E	TC	DP
2016	Second Base	.983	28	45	71	2	118	20
2017	Second Base	1.000	5	6	7	0	13	3
2018	Second Base	.989	101	149	222	4	375	57
	Third Base	1.000	20	13	39	0	52	4
	Left Field	.950	16	18	1	1	20	0
	Shortstop	.935	10	5	24	2	31	7
	Right Field	-	1	0	0	0	0	0
2019	Second Base	1.000	48	59	96	0	155	21
	Third Base	.945	27	17	35	3	55	2
	Shortstop	1.000	10	8	18	0	26	6
	Right Field	-	1	0	0	0	0	0
Totals	Second Base	.991	182	259	396	6	661	101
	Third Base	.972	47	30	74	3	107	6
	Shortstop	.965	20	13	42	2	57	13
	Left Field	.950	16	18	1	1	20	0
	Right Field	-	2	0	0	0	0	0

POSTSEASON BATTING

YEAR	SERIES	CLUB	AVG	G	AB	R	H	2B	3B	HR	RBI	SH	SF	HB	BB-I	SO	SB	CS	GDP	OBP	SLG
2019	ALWC	TB vs. OAK	-	1	0	0	0	0	0	0	0	0	0	0	0-0	0	0	0	0	-	-
	ALDS	TB vs. HOU	.200	4	10	1	2	1	0	0	1	0	0	0	0-0	5	0	0	1	.200	.300
Postseason Totals			.200	5	10	1	2	1	0	0	1	0	0	0	0-0	5	0	0	1	.200	.300

LEFT-RIGHT BREAKDOWN

	2019					CAREER				
	AVG	AB	H	HR	RBI	AVG	AB	H	HR	RBI
vs. Left	.130	54	7	0	4	.244	156	38	0	24
vs. Right	.261	184	48	3	15	.283	678	192	12	72



48

LEFT-HANDED PITCHER

RYAN YARBROUGH

Ryan Christian Yarbrough (YTHR-bro)

BATS **RIGHT**THROWS **LEFT**HEIGHT **6'5"**WEIGHT **205**OPENING DAY AGE **28**MAJOR LEAGUE SERVICE **1 year, 147 days**BORN **12/31/91 in Austin, TX**RESIDES **Tampa, FL**CONTRACT STATUS **Signed through 2020**SIGNING SCOUT **Devitt Moore (Mariners)**

ACQUIRED **From the Seattle Mariners along with OF Mallex Smith and INF Carlos Vargas in exchange for LH Drew Smyly, 1/11/17**

X-RAY REPORT

- Ryan and his wife, Nicole, were married on Nov 9 in Orlando at the Omni Hotel and Resort at ChampionsGate...past and present Rays in attendance included Austin Meadows, Austin Pruitt, Mallex Smith, Ryne Stanek and Shane McClellan...former Rays pitcher Jake Faria was a groomsman...the two then honeymooned in Antigua for a week.
- The first thing Ryan and Nicole always do when traveling together is identify a go-to coffee shop when they arrive in a city.
- Ryan's alma mater, Old Dominion, lines its outfield wall with photos of major leaguers that have come through the program...Ryan and Rays bench coach Matt Quattrone were both invited back for a banquet in honor of being added to the wall in January 2019.
- He grew up a Rays fan and kept some 2008 World Series gear in his bedroom of his Lakeland home, which he found after he was acquired in a four-player trade from the Mariners...he admired David Price, James Shields and Scott Kazmir as a youngster, and still has a Kazmir jersey he received as a 15-year-old hanging in his closet.
- Ryan and Nicole own a 2-year-old chocolate lab named Cooper.
- Nicole won a national championship in lacrosse with Florida Southern in 2016...she began playing when she was eight but happily retired from the sport when her collegiate career ended.

2019 SEASON

- Made 28 apps (14 starts) over four stints with the Rays: Opening Day–April 24, May 5 (did not pitch), May 23–July 1, July 14 through season's

end...ranked 2nd on the team with 141.2 IP behind Charlie Morton (194.2).

- Is the only pitcher in club history with double-digit wins in his first two seasons in the majors...his 27 wins are the most in franchise history through his first two seasons.
- Yielded 20 BB for a 1.27 BB/9 IP ratio...min. 100 IP, ranked 3rd in the majors behind LAD Hyun-Jin Ryu (1.18) and SEA/ARI Mike Leake (1.23) and 2nd in club history to David Price (1.21) in 2014.
- Recorded a 1.00 WHIP, which was 3rd among AL pitchers with at least 100 IP behind HOU Justin Verlander (0.80) and HOU Gerrit Cole (0.89).
- Min. 100 IP, led the majors in averaging 14.5 pitches per inning, ahead of ATL Mike Soroka (14.6)...his 3.65 pitches/BF was 7th in the majors.
- From the start of his third stint on May 23 through season's end, went 9-5 with a 3.60 ERA (125-IP, 50-ER) in 23 apps (14 starts)...his 1.15 BB/9 IP ratio over that stretch led the AL, while he ranked 3rd with a 0.95 WHIP.
- Ended the season on a winless streak of 8 starts, the longest drought in his career...went 0-3 with a 5.44 ERA (43-IP, 26-ER) over this stretch...took the loss in three straight starts from Sep 15-28.
- His last 9 apps came as a starter, while his first 19 outings included 5 starts and 14 relief apps...was 3-5 with a 4.31 ERA (85.2-IP, 41-ER) in 14 starts and 8-1 with a 3.86 ERA (56-IP, 24-ER) in 14 relief apps, primarily following an opener.
- His nine road wins tied for 5th in the majors.
- On May 23 at CLE, was recalled from Triple-A Durham and went a then-career-high 7.1 IP for the win...started and retired 16 of his first 17 BF, including a stretch of 12 straight following a José Ramírez 2nd-inning single...his only



runs allowed came on a 2-run double by Jordan Luplow in the 6th.

- On June 2 vs. MIN, started and yielded a career-high-tying 7 runs in a 9-7 loss...induced 4 GDP, tying the club record and first time since Mark Hendrickson on June 9, 2004 vs. SF.
- On June 8 at BOS (G1), started and went a then-career-high 7.2 IP in a 9-2 win, and his 110 pitches remain a career high...allowed an unearned run in the 2nd inning and a solo homer to Jackie Bradley Jr. in the 8th.
- On June 27 at MIN, went three scoreless as the last of nine pitchers used in the club's 5-2, 18-inning win, tied for the longest game by innings in franchise history...pitched around leadoff singles in the 17th and 18th innings.
- On July 14 at BAL, replaced Ryne Stanek after two perfect innings and retired his first 18 BF... the combined perfect game bid was broken up on the first pitch of the 9th inning, when Hanser Alberto singled against the shift...his 18 consecutive batters retired tied for the 3rd-longest at any point in a game in club history, behind Matt Garza (22) on July 26, 2010 vs. DET and Chris Archer (19) on July 29, 2015 vs. DET...yielded back-to-back singles to start the 9th, then got a called strikeout and was replaced.
- On Aug 11 at SEA, faced his former organization for the first time and earned a 1-0 victory...did not allow a run in 8.2 IP, the longest outing of his career and the longest by a Ray since Matt Andriese's 2-hit shutout on May 14, 2016 vs. OAK...was attempting to throw the Rays first complete game since Andriese, which would have snapped a major-league-record streak of 571 games without one...the only baserunners against him were a 1st-inning error and singles in the 2nd, 4th and 5th innings; did not allow a runner to reach second base...retired his last 14 BF and was removed with 2 outs and the bases empty in the 9th...threw first-pitch strikes to 23 of 29 BF, reached a 3-ball count on only three batters and did not allow a walk.
- On Aug 17 vs. DET, made a second consecutive scoreless start, extending his scoreless streak to 17.2 IP...recorded a career-high 10 SO, but received no decision in the 1-0 win.
- POSTSEASON:** Made three scoreless relief apps in the ALDS against the Astros, recording the win in a bullpen game in Game 4 vs. HOU... stranded an inherited runner with a Josh Reddick lineout to end the 2nd inning...pitched a perfect 3rd, then went single, flyout, double in the 4th and was replaced...was the beneficiary

of a well-executed relay on a Yordan Álvarez double, with an 8-6-2 putout of José Altuve.

BEST WINNING PCT., MLB, 2018-19

PITCHER, TEAM	W-L	PCT.
Gerrit Cole, PIT/HOU	35-10	.778
Charlie Morton, HOU/TB	31-9	.775
Eduardo Rodríguez, BOS	32-11	.744
Clayton Kershaw, LAD	25-10	.714
Justin Verlander, HOU	37-15	.712
Walker Buehler, LAD	22-9	.710
Ryan Yarbrough, TB	27-12	.692
Mike Fiers, DET/OAK	27-12	.692

LOWEST WHIP (WALKS + HITS PER IP), A.L., 2019 (MIN. 100 IP)

PITCHER, TEAM	IP	WHIP
Justin Verlander, HOU	223.0	0.80
Gerrit Cole, HOU	212.1	0.89
Ryan Yarbrough, TB	141.2	1.00
Yonny Chirinos, TB	133.1	1.05

LOWEST BB/9 IP RATIO, MLB, 2019 (MIN. 100 IP)

PITCHER, TEAM	IP	BB/9
Hyun-Jin Ryu, LAD	182.2	1.18
Mike Leake, SEA/ARI	197.0	1.23
Ryan Yarbrough, TB	141.2	1.27
Zack Greinke, ARI/HOU	208.2	1.29

CAREER HIGHLIGHTS

- Owns a 27-12 (.692) record over the past two years, tied with OAK Mike Fiers for the 7th-best winning pct. in the majors over that stretch.
- In **2018**, made 38 apps (6 starts) for the Rays, his first career major league action...received one third-place vote to tie for fifth in the AL Rookie of the Year balloting.
- His 16 wins were 2nd on the team behind Blake Snell (21) and led major league rookies...set a club rookie record, passing Rolando Arrojo (14) in 1998, and tied for 5th-most in club history... it was the most by an AL rookie since LAA Matt Shoemaker (16) in 2014 and most by a rookie lefty since ARI Wade Miley (16) in 2012.
- His 14 wins in relief were the most by any reliever since TOR Mark Eichhorn (14) and NYM Roger McDowell (14) in 1986 and the most by a lefty reliever since DET John Hiller (17) in 1974...was one shy of matching NYG Hoyt Wilhelm (15) in 1952 for the major league record by a rookie reliever.
- Led AL rookies with 147.1 IP and 128 SO...was the third Rays pitcher to lead AL rookies in wins,





KEVIN SABITUS / TAMPA BAY RAYS

joining Wade Davis in 2010 and Rolando Arzojo in 1998...was the fifth Ray to lead AL rookies in innings and fifth to do so in strikeouts.

- ◆ Went 14-4 with a 3.72 ERA (118.2-IP, 49-ER) in 32 apps out of the bullpen and 2-2 with a 4.71 ERA (28.2-IP, 15-ER) in 6 starts.
- ◆ His 118.2 IP out of the bullpen were the most for any reliever since TOR Duane Ward (127.2 IP) in 1990 and the most for a rookie reliever since TOR Mark Eichhorn (157 IP) 1986...broke the club record previously held by Rick White (105.2 IP) in 1999...made 23 relief apps of at least 3 IP, most for a pitcher since Eichhorn (26) in 1986...his 18 relief apps of at least 4 IP were the most since BOS Bob Stanley (18) in 1982.
- ◆ Yielded a team-high 18 HR, including 15 HR out of the bullpen, most among major league relievers and a club record among relievers.
- ◆ Three of his 16 wins came against the Yankees, joining Chris Archer in 2013 as the only rookies in franchise history to do that.
- ◆ Spent nearly the entire season on the active roster...was optioned to Durham on April 29 but recalled on May 1 due to an injury...did not appear in a game for the Bulls.

- ◆ On March 31 vs. BOS, made his major league debut in relief, yielding 1 run in 4 IP...did not factor in the decision of a 3-2 loss...his 73 pitches were the 2nd-most in club history for a reliever in his first career game, behind David Price (87) on Sep 14, 2008 at NYY...they were the most by a Rays reliever at any point since Chris Archer (79) on Sep 13, 2012 at BAL, a 14-inning loss.
- ◆ On April 28 at BOS, recorded his first career win, replacing Yonny Chirinos with the bases loaded and no outs in the 3rd inning without allowing a run to score...yielded an RBI single to Hanley Ramirez in the 4th and solo homer to Rafael Devers in the 5th, but left with a 7-5 lead.
- ◆ On May 4 vs. TOR, entered to begin the 3rd inning and allowed a single to Dalton Pompey leading off the frame, but then retired his last 15 BF...became the second reliever in club history to go at least 5 IP and allow 1 hit or fewer, joining Esteban Yan on April 13, 1998 vs. MIN.
- ◆ From May 19-25, became the first pitcher to go at least 6 IP in back-to-back relief apps, without a start in between, since BOS John Wasdin in 1999...from May 25-31, became the first pitcher to record 8 SO (or more) in consecutive relief apps since TEX Len Barker from Sep 17-25, 1977.



- On May 25 vs. BAL, went 7 IP out of the bullpen to tie for the longest outing for a reliever in club history...was the longest outing for an AL reliever since CLE Justin Masterson on Sep 12, 2010 vs. MIN...his 105 pitches tied Jason Hammel on June 13, 2007 vs. SD for the most in club history by a reliever.
- On May 31 at OAK, his 9 SO set a club record for a reliever...they were the most for an AL lefty reliever since MIN Johan Santana (9) on Sep 2, 2002 at SEA.
- In 2017, spent his first season in the Rays organization with Durham after being acquired from the Mariners in a trade involving Drew Smyly.
- Ranked 2nd among Rays minor leaguers in strikeouts, behind Brent Honeywell Jr. (172)...tied for 2nd in wins, one shy of José Mujica (14)...ranked 3rd in innings and 8th with a 3.43 ERA.
- Increased his strikeout total from 99 SO (6.94 SO/9 IP) with Double-A Jackson in 2016 to 159 SO (9.10 SO/9 IP) with the Bulls.
- Tied for the IL lead in starts, ranked 2nd in wins, 4th in SO/9 IP ratio and 8th in ERA.
- Won both of his IL postseason starts...was the Game 1 starter in the IL Semifinals vs. Indianapolis (Pirates) and the Governors' Cup vs. Scranton/Wilkes-Barres (Yankees).
- Started the Triple-A National Championship Game against Memphis (Cardinals)...yielded 2 runs in 1.1 IP but got no decision as the Bulls came back to win, 5-3.
- Named to the Rays Organizational All-Star Team by MLB.com.
- Ranked by *Baseball America* as the No. 26 prospect in the Rays system following the season.
- Named the Southern League's Most Outstanding Pitcher in 2016, spending the entire season with Double-A Jackson...his 2.95 ERA ranked 2nd in the league behind Cih-Wei Hu (2.59) and his 12 wins tied for the league lead.
- Ranked among SL leaders in WHIP (1.11, 2nd), opp avg. (.232, 3rd) and winning pct. (.750, 1st), earning midseason and postseason All-Star honors.
- Named to the Mariners Organizational All-Star Team by MLB.com.
- Ranked by *Baseball America* as the No. 12 prospect in the Mariners system following the season.
- Opened the 2015 season with Class-A Bakersfield...made 4 starts with the AZL Mariners on a rehab assignment (left groin strain)...promoted to Class-A Clinton upon returning from the injured list...ranked by

Baseball America as the No. 14 prospect in the Mariners system following the season.

- Split the 2014 season between Rookie-level Pulaski and Short-A Everett...had a .170 opp avg. (26-for-153) between the two levels...had a 19-inning scoreless streak from July 21-Aug 20 halted by an unearned run; streak without an earned run was 22 IP from July 21-Aug 26.
- Ranked by *Baseball America* as the No. 9 prospect in the Mariners system following the season.

AMATEUR CAREER

- Selected by the Mariners in the fourth round of the 2014 June Draft out of Old Dominion University...spent two years at Santa Fe College in Gainesville, Fla. before transferring.
- Was a teammate at ODU of Ben Verlander, brother of 2011 Most Valuable Player and two-time Cy Young Award winner, Justin.
- Previously selected by the Brewers in the 20th round of the 2013 June Draft, but returned to ODU for his senior season.

CAREER HIGHS

LONGEST OUTING	RUNS ALLOWED
8.2, 8/11/19 at SEA	7, 2x-last 6/2/19 vs. MIN
LONGEST RELIEF OUTING	HITS ALLOWED
7.0, 5/25/18 vs. BAL	10, 3x-last 9/15/19 at LAA
STRIKEOUTS	WIN STREAK
10, 8/17/19 vs. DET	7G, 7/26/18 - 9/19/18
WALKS	LOSS STREAK
3, 7x-last 8/5/18 vs. CWS	3G, 9/15/19 - 9/28/19
HR ALLOWED	
2, 6x-last 7/31/19 at BOS	



CAREER PITCHING

YEAR	CLUB	W	L	ERA	G	GS	CG	SHO	SV	IP	H	R	ER	HR	HB	BB-I	SO	WP	BK
2014	Pulaski	0	0	0.00	2	0	0	0	1	4.0	1	0	0	0	0	1-0	5	0	0
	Everett	0	1	1.40	12	10	0	0	0	38.2	25	7	6	1	2	4-0	53	0	0
2015	Bakersfield	4	7	3.76	16	16	0	0	0	81.1	86	44	34	7	5	18-0	74	3	1
	AZL Mariners	0	0	1.80	4	4	0	0	0	10.0	11	5	2	0	0	1-0	13	2	0
	Clinton	0	1	13.50	2	2	0	0	0	5.1	12	8	8	0	1	4-0	1	1	0
2016	Jackson	12	4	2.95	25	25	1	1	0	128.1	112	45	42	7	4	31-0	99	3	0
2017	Durham	13	6	3.43	26	26	0	0	0	157.1	144	65	60	20	8	39-1	159	2	0
2018	Tampa Bay	16	6	3.91	38	6	0	0	0	147.1	140	70	64	18	8	50-6	128	1	0
2019	Tampa Bay	11	6	4.13	28	14	0	0	0	141.2	121	69	65	15	9	20-2	117	0	1
	Durham	2	1	3.81	5	4	0	0	0	26.0	24	11	11	2	3	3-0	35	2	0
Minor League Totals		31	20	3.25	92	87	1	1	1	451.0	415	185	163	37	23	101-1	439	13	1
Major League Totals		27	12	4.02	66	20	0	0	0	289.0	261	139	129	33	17	70-8	245	1	1

1: Selected by the Seattle Mariners in the fourth round of the 2014 June Draft...signed by Devitt Moore. 2: Acquired by the Tampa Bay Rays along with OF Mallex Smith and INF Carlos Vargas from Seattle in exchange for LH Drew Smyly, January 11, 2017.

CAREER FIELDING

YEAR	POSITION	PCT	G	PO	A	E	TC	DP
2018	Pitcher	1.000	38	6	16	0	22	2
2019	Pitcher	1.000	28	6	13	0	19	1
Totals		1.000	66	12	29	0	41	3

POSTSEASON PITCHING

YEAR	SERIES	CLUB	W	L	ERA	G	GS	CG	SHO	SV	IP	H	R	ER	HR	HB	BB-I	SO	WP	BK
2019	ALDS	TB vs. HOU	1	0	0.00	3	0	0	0	0	3.0	2	0	0	0	0	1-0	1	0	0

CAREER BATTING

YEAR	CLUB	AVG	AB	R	H	2B	3B	HR	RBI	SH	SF	HB	BB-I	SO	SB	CS	GDP	OBP	SLG
2018	Tampa Bay	.000	3	0	0	0	0	0	0	0	0	0	0-0	2	0	0	0	.000	.000

LEFT-RIGHT BREAKDOWN

	2019					CAREER				
	AVG	AB	H	HR		AVG	AB	H	HR	
vs. Left	.231	130	30	4		.215	274	59	9	
vs. Right	.228	400	91	11		.245	824	202	24	

DID YOU KNOW?

INTERLEAGUE PLAY

Baseball begins its 24th season of interleague play in 2020. Since it began in 1997, the AL leads the all-time series, 3,166-2,898 (.522). In 2019, the NL won the interleague season series, 166-134. The AL has won 14 of the last 16 season series since 2004, and 17 of 23 overall.

The Rays went 14-6 in 2019, the best record of any AL club. They are 205-203 (.502) all-time, but are 131-99 (.570) since 2008, the 5th-best mark in the majors during that span.

| TB |



10 CATCHER

MIKE ZUNINO

Michael Accorsi Zunino (zoo-NEE-no)



BATS RIGHT	THROWS RIGHT	HEIGHT 6'2"	WEIGHT 235
-------------------	---------------------	--------------------	-------------------

OPENING DAY AGE **29** MAJOR LEAGUE SERVICE **5 years, 165 days**

BORN **3/25/91 in Cape Coral, FL** RESIDES **Gainesville, FL**

CONTRACT STATUS **First year of a one-year contract through 2020 plus one club option for 2021**

SIGNING SCOUT **Rob Mummau (Mariners)**

ACQUIRED **From the Seattle Mariners along with OF Guillermo Heredia and LH Michael Plassmeyer in exchange for OF Jake Fraley and OF Mallex Smith, 11/8/18**

X-RAY REPORT

- ◆ Mike and his wife, Alyssa, will welcome their second child in April: a daughter, Paisley...their son, Rhett, was born April of last year...their beagle, Zoey, and Australian shepherd, Sadie, round out the family.
- ◆ Following his return from paternity leave on April 22 last season, Mike remarked to media pregame that he hoped to benefit from newfound "dad strength"...he later belted his first home run of the season in the 7th inning—a tie-breaking 2-run shot...after the game, he told the *Tampa Bay Times*: "It was something special. And then to get the [photos of Rhett watching] and everything afterward, it's the icing on the cake."
- ◆ Mike's parents met in Italy while playing in the country's premier baseball and softball leagues...his father, Greg, was selected by the Yankees in the 1981 June Draft and is a south-east crosschecker for the Reds...his mother, Paola, was a catcher on the Italian national softball team...she was born in Bologna, Italy, and taught him to speak a little Italian as a kid, but he lost it as he grew older.
- ◆ Mike and Alyssa were married in October 2012, after his junior season at Florida...they then left the next day for their "honeymoon" in Arizona for Mike to participate in the Arizona Fall League.
- ◆ Mike grew up a Marlins fan and has memories of attending games at Joe Robbie Stadium, now Hard Rock Stadium...Edgar Renteria and Jeff Conine were his favorites.

2019 SEASON

- ◆ Hit a career-low .165 (44-for-266) in his seventh major league season, first with the Rays...min.

- 200 AB, his .165 avg. was the 3rd-lowest in the majors and 2nd-lowest in franchise history...finished ahead of Greg Vaughn (.163) in 2002.
- ◆ Threw out 34.1 pct. (14 of 41) of attempted base stealers, the 3rd-best eraser rate in the majors behind PHI J.T. Realmuto (43.0) and CLE Roberto Pérez (37.0)...his 8 Defensive Runs Saved ranked 3rd among AL catchers, behind Pérez (30) and TOR Danny Jansen (12).
- ◆ Was on the paternity list, April 19-21...was on the 10-day IL, May 9-30, with a left quad strain.
- ◆ Hit only 9 HR in 266 AB, compared to 20 HR in 373 AB in 2018 and 45 HR in 760 AB in 2017-18.
- ◆ Made his fourth Opening Day active roster, all starts at catcher (2014-15, 2017, 2019).
- ◆ On April 22 vs. KC, hit a go-ahead homer in the 7th inning, his first with the Rays...it came in his first game back from the paternity list following the birth of his first child, son Rhett Michael...he was the fourth Rays position player to go on the paternity list since it was introduced in 2011 and the second to homer in his first game back.
- ◆ His first 2 HR came in back-to-back games after returning from the paternity list...homered for a third time in 9 games on May 3 at BAL, then went a career-high 25 games without one.
- ◆ On July 13 at BAL (G1), hit his 100th career homer, a solo shot off Jimmy Yacabonis.
- ◆ On Aug 10 at SEA, started against his former team for the first time and tied his season high with 3 RBI, all on a go-ahead, 3-run homer off Tommy Milone in the 5th inning.
- ◆ **POSTSEASON:** Was on the Rays roster for both the Wild Card Game at OAK and Division Series against the Astros, but did not play.





KEVIN SABITUS / TAMPA BAY RAYS

CAREER HIGHLIGHTS

- ◆ In **2018** with Seattle, reached 20 HR for the third time in his career and second consecutive year.
- ◆ Missed time due to a pair of stints on the injured list...missed the first 17 games of the season with a strained left oblique and 12 games from July 5-21 with a left ankle bone bruise.
- ◆ Named the Wilson Defensive Player of the Year at catcher...the award, which honors the top defensive player at each position across the majors, is determined by a combination of traditional defensive stats and advanced metrics.
- ◆ Tied BOS Sandy León for 1st among AL catchers and tied for 4th among major league catchers with 11 Defensive Runs Saved...among qualifying catchers, ranked 5th in the majors and 3rd in the AL with a .998 fielding pct.
- ◆ Threw out 29.2 pct. (14 of 48) of potential base stealers, 3rd in the AL (min. 100 games).
- ◆ On May 26 vs. MIN, hit a walk-off homer in the 12th inning off Matt Magill...hit the sign on Edgar's Cantina on the second deck facade...was the third walk-off hit and second walk-off home run of his career.
- ◆ Acquired by the Rays from the Mariners in a five-player trade on Nov 8.
- ◆ In **2017**, his 25 HR ranked 3rd among major league catchers behind NYY Gary Sánchez (33) and KC Salvador Pérez (27)...was a single-season

club record for a Mariners catcher, passing his own 22 HR in 2014.

- ◆ Struggled to start the season and optioned to Triple-A Tacoma on May 5...recalled on May 22 and hit .270/.349/.571 (85-for-315) with 25 HR and 62 RBI from then until season's end.
- ◆ In June, hit .304/.371/.722 (24-for-79) with 10 HR and an AL-leading 31 RBI in 24 games (22 starts)...ranked 2nd in slugging pct. and tied for 2nd in home runs during the month...was the first AL catcher with at least 30 RBI in a calendar month since MIN Joe Mauer (32) in May 2009.
- ◆ On June 3 vs. TB, recorded a career-high 7 RBI, including his first career grand slam, off Alex Cobb...his 7 RBI were a club record for a catcher and were the most by an AL catcher since MIN Joe Mauer (7) on July 26, 2010 at KC.
- ◆ On June 7 vs. MIN, hit a walk-off home run off Brandon Kintzler, part of a multi-HR game.
- ◆ In **2016**, appeared in 55 games over two stints with the Mariners...hit 29 HR between the minors and majors...recorded a multi-HR game in his season debut on July 2 vs. BAL, the fifth Mariner to start a season with a multi-HR game and first since Richie Sexson in 2005.
- ◆ Ranked 4th among Mariners minor leaguers with 17 HR.
- ◆ Homered in five consecutive games for Tacoma from April 13-18...named Pacific Coast League Player of the Month for April.



- ◆ In **2015**, his .174 avg. was the lowest in the majors (min. 300 PA)...made the Opening Day roster and optioned to Tacoma on Aug 27.
- ◆ On July 26 vs. TOR, was part of a 3-6-2 triple play in the 4th inning...was the 11th triple play turned in franchise history and first since 2010.
- ◆ Ended the season participating in Mariners instructional camp in Peoria.
- ◆ Spent the entire **2014** season with the Mariners...was the youngest player on the Opening Day roster...his 22 HR tied for 3rd among major league catchers and ranked 2nd among AL catchers...set a single-season club record for a catcher, though he passed that mark with 25 HR in 2017.
- ◆ Was hit by pitch 17 times, most in the AL.
- ◆ In **2013**, was selected to the major league roster after 52 games with Tacoma...was the first position player from his draft to reach the majors.
- ◆ On June 12 vs. HOU, made his major league debut and went 1-for-4 with a 4th-inning single off Jordan Lyles.
- ◆ On June 14 at OAK, hit a solo shot off Tommy Milone in the 7th inning for his first career home run, coming in his sixth career at-bat.
- ◆ On June 28 vs. CHC, hit a walk-off single off Shawn Camp...at 22 years, 95 days, was the 3rd-youngest in club history with a game-ending RBI behind 20-year-old Álex Rodríguez in 1996 and 21-year-old Danny Tartabull in 1984.
- ◆ Was on the 15-day IL from July 26–Sep 1 with a fractured hamate bone in his left hand.
- ◆ Split the **2012** season between Short-A Everett and Double-A Jackson after signing with the Mariners, earning an Aug 12 promotion...hit .360/.447/.689 (58-for-161) with 13 HR and 43 RBI in 44 games between the two levels.
- ◆ Named to the Northwest League postseason All-Star Team...was a three-time Northwest League Player of the Week.
- ◆ Named to the Mariners Organizational All-Star Team by MLB.com.
- ◆ Hit .288/.337/.463 (23-for-80) with 2 HR and 15 RBI in 19 games for the Peoria Javelinas in the Arizona Fall League...named to the AFL All-Prospect Team and the AFL Rising Stars Game.
- ◆ Was one of two selections from the 2012 June Draft to play in the Arizona Fall League, along with Richie Shaffer (No. 25 overall, Rays).
- ◆ Ranked by *Baseball America* as the No. 17 overall prospect in the minors following the season... was the No. 1 prospect in the Mariners system and the No. 1 prospect in the Northwest League.

- ◆ Ranked by *Baseball America* as the Best Power Hitter in the Mariners organization...also tabbed as the Best Defensive Catcher in the system.

AMATEUR CAREER

- ◆ Graduated from Mariner High School in Cape Coral, Fla., in 2009...was all-state as a senior, batting .464 with 12 HR...selected by the Mariners in the first round (third overall) of the 2012 June Draft out of the University of Florida, and remains the highest-drafted player in school history...led the Gators to the College World Series each of his three seasons there...in 2012, earned the Golden Spikes Award, Dick Howser Trophy and Johnny Bench Award, batting .322 with 19 HR...in 2011, named SEC Player of the Year.
- ◆ Previously selected by the Athletics in the 29th round of the 2009 June Draft but did not sign.

CAREER HIGHS

HITS	RUNS
4, 4/29/14 at NYY	3, 3x-last 8/8/18 at TEX
HITTING STREAK	WALKS
10G, 7/20/15 - 7/31/15	3, 7/19/13 at HOU
HOME RUNS	STRIKEOUTS
2, 7x-last 8/8/18 at TEX	4, 8x-last 9/28/18 vs. TEX
RBI	STOLEN BASES
7, 6/3/17 vs. TB	1, 2x-last 9/14/17 at TEX

HOME RUN HIGHLIGHTS

GRAND SLAMS (1)
6/3/17 vs. TB (Alex Cobb)
MULTI-HR GAMES (7)
2 – 7x-last 8/8/18 at TEX
WALK-OFF (2)
5/26/18 vs. MIN (Matt Magill); 6/7/17 vs. MIN (Brandon Kintzler)



CAREER BATTING

YEAR	CLUB	AVG	G	AB	R	H	2B	3B	HR	RBI	SH	SF	HB	BB-I	SO	SB	CS	GDP	OBP	SLG
2012	Everett	.373	29	110	29	41	10	0	10	35	0	1	4	18-1	26	1	0	2	.474	.736
	Jackson	.333	15	51	6	17	4	0	3	8	0	1	0	5-1	7	0	0	0	.386	.588
2013	Tacoma	.227	52	203	38	46	12	3	11	43	0	4	5	17-1	66	0	0	3	.297	.478
	Seattle	.214	52	173	22	37	5	0	5	14	0	1	3	16-0	49	1	0	5	.290	.329
2014	Seattle	.199	131	438	51	87	20	2	22	60	0	4	17	17-1	158	0	3	12	.254	.404
2015	Seattle	.174	112	350	28	61	11	0	11	28	8	2	5	21-0	132	0	1	6	.230	.300
	Tacoma	.317	10	41	7	13	2	0	3	8	0	0	2	0-0	8	0	0	2	.349	.585
2016	Tacoma	.286	79	280	47	80	15	0	17	57	0	4	8	35-0	69	0	1	3	.376	.521
	Seattle	.207	55	164	16	34	7	0	12	31	0	1	6	21-0	65	0	0	0	.318	.470
2017	Seattle	.251	124	387	52	97	25	0	25	64	0	1	8	39-0	160	1	0	8	.331	.509
	Tacoma	.293	12	41	7	12	2	0	5	11	0	0	0	4-0	5	0	0	1	.356	.707
2018	Modesto	.091	3	11	1	1	1	0	0	0	0	0	0	1-0	4	0	0	0	.167	.182
	Seattle	.201	113	373	37	75	18	0	20	44	0	2	6	24-0	150	0	0	7	.259	.410
	Tacoma	.200	2	5	0	1	0	0	0	1	0	1	0	0-0	2	0	0	0	.167	.200
2019	Tampa Bay	.165	90	266	30	44	10	1	9	32	0	0	3	20-0	98	0	0	4	.232	.312
	Charlotte	.500	2	6	3	3	1	0	0	1	0	0	0	2-0	3	0	0	0	.625	.667
Minor League Totals		.286	204	748	138	214	47	3	49	164	0	11	19	82-3	190	1	1	11	.366	.553
Major League Totals		.202	677	2151	236	435	96	3	104	273	8	11	48	158-1	812	2	4	42	.271	.395

1: Selected by the Seattle Mariners in the first round (third overall) of the 2012 June Draft...signed by Rob Mummau. 2: Acquired by the Tampa Bay Rays along with OF Guillermo Heredia and LH Michael Plassmeyer from Seattle in exchange for OF Jake Fraley and OF Mallex Smith, November 8, 2018.

CAREER FIELDING

YEAR	POSITION	PCT	G	PO	A	E	TC	DP	PB
2013	Catcher	.995	50	363	22	2	387	1	2
2014	Catcher	.995	130	1010	84	5	1099	5	8
2015	Catcher	.994	112	809	44	5	858	6	6
2016	Catcher	1.000	52	400	15	0	415	0	3
2017	Catcher	.993	120	894	56	7	957	5	10
2018	Catcher	.998	111	880	43	2	925	5	10
2019	Catcher	.993	89	763	38	6	807	7	4
Totals		.995	664	5119	302	27	5448	29	43

LEFT-RIGHT BREAKDOWN

	2019					CAREER				
	AVG	AB	H	HR	RBI	AVG	AB	H	HR	RBI
vs. Left	.154	91	14	2	11	.208	621	129	27	59
vs. Right	.171	175	30	7	21	.200	1530	306	77	214

DID YOU KNOW?

WINTER MEETINGS

Baseball's 2020 Winter Meetings will be held in Dallas from Dec 6-10. It will be baseball's 119th Winter Meetings and the seventh time they have been held in Dallas.



2020 SPRING TRAINING ROSTER

POSITIONAL

MANAGER & COACHES

- 16 Cash, Kevin (Manager)
- 41 Boroski, Stan (Bullpen)
- 97 Erlichman, Jonathan (Process & Analytics)
- 24 Hoover, Paul (Field Coord.)
- 27 Linares, Rodney (3B)
- 51 Mottola, Chad (Hitting)
- 33 Quatraro, Matt (Bench)
- 24 Snyder, Kyle (Pitching)
- 30 Timmons, Ozzie (1B)

PITCHERS (35)

- 46 Alvarado, José (L)
- 70 Anderson, Nick (R)
- 53 Banda, Anthony (L)
- 68 Beeks, Jalen (L)
- 83 Campbell, Paul (R)*
- 63 Castillo, Diego (R)
- 72 Chirinos, Yonny (R)
- 58 Covey, Dylan (R)*
- 84 Curtiss, John (R)*

- 47 Drake, Oliver (R)
- 29 Fairbanks, Pete (R)
- 61 Fleming, Josh (L)*
- 85 Gilmartin, Sean (L)*
- 20 Glasnow, Tyler (R)
- 45 Honeywell Jr., Brent (R)
- 36 Kittedge, Andrew (R)
- 15 Loup, Aaron (L)*
- 62 McClanahan, Shane (L)*
- 87 McGuire, Deck (R)*
- 49 McKay, Brendan (L)
- 64 McWilliams, Sam (R)*
- 50 Morton, Charlie (R)
- 38 Poche, Colin (L)
- 86 Pounders, Brooks (R)*
- 34 Richards, Trevor (R)
- 52 Roe, Chaz (R)
- 67 Ryan, Joe (R)*
- 80 Sanders, Phoenix (R)*
- 71 Sherrieff, Ryan (L)*
- 57 Slegers, Aaron (R)*
- 4 Snell, Blake (L)

- 65 Snelten, D.J. (L)*
- 81 Thompson, Ryan (R)*
- 48 Yarbrough, Ryan (L)
- 82 Zombro, Tyler (R)*

CATCHERS (7)

- 55 Hernández, Ronaldo
- 5 Hermmann, Chris*
- 7 Perez, Michael
- 79 Pinto, René*
- 44 Smith, Kevan*
- 74 Sullivan, Brett*
- 10 Zunino, Mike

INFELDERS (15)

- 1 Adames, Willy
- 43 Brosseau, Mike
- 22 Bruján, Vidal
- 26 Choi, Ji-Man
- 2 Diaz, Yandy
- 19 Fox, Lucius
- 75 Gray, Tristan*

- 76 Kelly, Dalton*
- 8 Lowe, Brandon
- 35 Lowe, Nate
- 40 Martínez, José
- 37 Padlo, Kevin
- 28 Robertson, Daniel
- 77 Walls, Taylor*
- 18 Wendle, Joey*

OUTFIELDERS (10)

- 56 Arozarena, Randy
- 60 Cozens, Dylan*
- 39 Kiernmaier, Kevin
- 73 LaMarre, Ryan*
- 13 Margot, Manuel
- 78 Mastrobuoni, Miles*
- 17 Meadows, Austin
- 31 O'Grady, Brian
- 11 Renfro, Hunter
- 25 Tsutsugo, Yoshi

NUMERICAL

- 1 Adames, Willy (SS)
- 2 Diaz, Yandy (INF)
- 4 Snell, Blake (LHP)
- 5 Hermmann, Chris (C/OF)*
- 7 Perez, Michael (C)
- 8 Lowe, Brandon (INF/OF)
- 10 Zunino, Mike (C)
- 11 Renfro, Hunter (OF)
- 13 Margot, Manuel (OF)
- 15 Loup, Aaron (LHP)*
- 16 Cash, Kevin (Manager)
- 17 Meadows, Austin (OF)
- 18 Wendle, Joey (INF)
- 19 Fox, Lucius (INF)
- 20 Glasnow, Tyler (RHP)
- 22 Bruján, Vidal (INF)
- 23 Snyder, Kyle (Pitching Coach)
- 24 Hoover, Paul (Field Coord.)
- 25 Tsutsugo, Yoshi (3B/OF)
- 26 Choi, Ji-Man (1B)

- 27 Linares, Rodney (3B Coach)
- 28 Robertson, Daniel (INF)
- 29 Fairbanks, Pete (RHP)
- 30 Timmons, Ozzie (1B Coach)
- 31 O'Grady, Brian (1B/OF)
- 33 Quatraro, Matt (Bench Coach)
- 34 Richards, Trevor (RHP)
- 35 Lowe, Nate (1B)
- 36 Kittedge, Andrew (RHP)
- 37 Padlo, Kevin (INF)
- 38 Poche, Colin (LHP)
- 39 Kiernmaier, Kevin (CF)
- 40 Martínez, José (1B/DH)
- 41 Boroski, Stan (Bullpen Coach)
- 43 Brosseau, Mike (INF)
- 44 Smith, Kevan (C)*
- 45 Honeywell Jr., Brent (RHP)
- 46 Alvarado, José (LHP)
- 47 Drake, Oliver (RHP)
- 48 Yarbrough, Ryan (LHP)

- 49 McKay, Brendan (LHP/1B)
- 50 Morton, Charlie (RHP)
- 51 Mottola, Chad (Hitting Coach)
- 52 Roe, Chaz (RHP)
- 53 Banda, Anthony (LHP)
- 55 Hernández, Ronaldo (C)
- 57 Slegers, Aaron (RHP)*
- 58 Covey, Dylan (RHP)*
- 60 Cozens, Dylan (OF)*
- 61 Fleming, Josh (LHP)*
- 62 McClanahan, Shane (LHP)*
- 63 Castillo, Diego (RHP)
- 64 McWilliams, Sam (RHP)*
- 65 Snelten, D.J. (LHP)*
- 67 Ryan, Joe (RHP)*
- 68 Beeks, Jalen (LHP)
- 70 Anderson, Nick (RHP)
- 71 Sherrieff, Ryan (LHP)*
- 72 Chirinos, Yonny (RHP)

- 73 LaMarre, Ryan (OF)*
- 74 Sullivan, Brett (C/OF)*
- 75 Gray, Tristan (INF)*
- 76 Kelly, Dalton (1B/OF)*
- 77 Walls, Taylor (INF)*
- 78 Mastrobuoni, Miles (INF/OF)*
- 79 Pinto, René (C)*
- 80 Sanders, Phoenix (RHP)*
- 81 Thompson, Ryan (RHP)*
- 82 Zombro, Tyler (RHP)*
- 83 Campbell, Paul (RHP)*
- 84 Curtiss, John (RHP)*
- 85 Gilmartin, Sean (LHP)*
- 86 Pounders, Brooks (RHP)*
- 87 McGuire, Deck (RHP)*
- 97 Erlichman, Jonathan (Process & Analytics Coach)

ALPHABETICAL

- 1 Adames, Willy (SS)
- 46 Alvarado, José (LHP)
- 70 Anderson, Nick (RHP)
- 56 Arozarena, Randy (OF)
- 53 Banda, Anthony (LHP)
- 68 Beeks, Jalen (LHP)
- 41 Boroski, Stan (Bullpen Coach)
- 43 Brosseau, Mike (INF)
- 22 Bruján, Vidal (INF)
- 83 Campbell, Paul (RHP)*
- 16 Cash, Kevin (Manager)
- 63 Castillo, Diego (RHP)
- 72 Chirinos, Yonny (RHP)
- 26 Choi, Ji-Man (1B)
- 58 Covey, Dylan (RHP)*
- 60 Cozens, Dylan (OF)*
- 84 Curtiss, John (RHP)*
- 2 Diaz, Yandy (INF)
- 47 Drake, Oliver (RHP)
- 97 Erlichman, Jonathan (Process & Analytics Coach)

- 29 Fairbanks, Pete (RHP)
- 61 Fleming, Josh (LHP)*
- 19 Fox, Lucius (INF)
- 85 Gilmartin, Sean (LHP)*
- 20 Glasnow, Tyler (RHP)
- 75 Gray, Tristan (INF)*
- 55 Hernández, Ronaldo (C)
- 5 Hermmann, Chris (C/OF)*
- 45 Honeywell Jr., Brent (RHP)
- 24 Hoover, Paul (Field Coord.)
- 76 Kelly, Dalton (1B/OF)*
- 39 Kiernmaier, Kevin (CF)
- 36 Kittedge, Andrew (RHP)
- 73 LaMarre, Ryan (OF)*
- 27 Linares, Rodney (3B Coach)
- 15 Loup, Aaron (LHP)*
- 8 Lowe, Brandon (INF/OF)
- 35 Lowe, Nate (1B)
- 13 Margot, Manuel (OF)
- 40 Martínez, José (1B/DH)
- 78 Mastrobuoni, Miles (INF/OF)*

- 62 McClanahan, Shane (LHP)*
- 87 McGuire, Deck (RHP)*
- 49 McKay, Brendan (LHP/1B)
- 64 McWilliams, Sam (RHP)*
- 17 Meadows, Austin (OF)
- 50 Morton, Charlie (RHP)
- 51 Mottola, Chad (Hitting Coach)
- 31 O'Grady, Brian (1B/OF)
- 7 Padlo, Kevin (INF)
- 7 Perez, Michael (C)
- 79 Pinto, René (C)*
- 38 Poche, Colin (LHP)
- 86 Pounders, Brooks (RHP)*
- 33 Quatraro, Matt (Bench Coach)
- 11 Renfro, Hunter (OF)
- 34 Richards, Trevor (RHP)
- 28 Robertson, Daniel (INF)
- 52 Roe, Chaz (RHP)
- 67 Ryan, Joe (RHP)*
- 80 Sanders, Phoenix (RHP)*
- 71 Sherrieff, Ryan (LHP)*

- 57 Slegers, Aaron (RHP)*
- 44 Smith, Kevan (C)*
- 4 Snell, Blake (LHP)
- 65 Snelten, D.J. (LHP)*
- 23 Snyder, Kyle (Pitching Coach)
- 74 Sullivan, Brett (C/OF)*
- 81 Thompson, Ryan (RHP)*
- 30 Timmons, Ozzie (1B Coach)
- 25 Tsutsugo, Yoshi (3B/OF)
- 77 Walls, Taylor (INF)*
- 18 Wendle, Joey (INF)
- 48 Yarbrough, Ryan (LHP)
- 82 Zombro, Tyler (RHP)*
- 10 Zunino, Mike (C)

*NON-ROSTER INVITE



HOW THE RAYS WERE BUILT

ACQUIRED BY TRADE : 26

DATE	PLAYER	HOW ACQUIRED
July 31, 2014	Willy Adames	From the Detroit Tigers in a three-team trade with the Seattle Mariners, along with LHP Drew Smyly and INF Nick Franklin for LHP David Price
Jan 10, 2015	Daniel Robertson	From the Oakland Athletics along with OF/DH John Jaso, OF Boog Powell and cash considerations for INF/OF Ben Zobrist and SS Yunel Escobar
Jan 28, 2016	Kevin Padlo	From the Colorado Rockies along with OF Corey Dickerson for RHP German Márquez and LHP Jake McGee
Aug 1, 2016	Lucius Fox	From the San Francisco Giants along with INF Matt Duffy and RHP Michael Santos for LHP Matt Moore
Nov 18, 2016	Andrew Kittredge	From the Seattle Mariners along with 1B Dalton Kelly and RHP Dylan Thompson for INF/OF Richie Shaffer and INF/OF Taylor Motter
Jan 11, 2017	Ryan Yarbrough	From the Seattle Mariners along with OF Mallex Smith and INF Carlos Vargas for LHP Drew Smyly
July 18, 2017	Chaz Roe	From the Atlanta Braves for cash considerations
Dec 11, 2017	Joey Wendle	From the Oakland Athletics for a player to be named (C Jonah Heim)
Feb 20, 2018	Anthony Banda Colin Poche	From the Arizona Diamondbacks in a three-team trade with the New York Yankees, along with INF Nick Solak and a player to be named (RHP Sam McWilliams) for OF Steven Souza Jr.
June 10, 2018	Ji-Man Choi	From the Milwaukee Brewers for INF Brad Miller and cash considerations
July 25, 2018	Jalen Beeks	From the Boston Red Sox for RHP Nathan Eovaldi
July 25, 2018	Michael Perez	From the Arizona Diamondbacks along with RHP Brian Shaffer for RHP Matt Andriese
July 31, 2018	Tyler Glasnow Austin Meadows	From the Pittsburgh Pirates along with a player to be named (RHP Shane Baz) for RHP Chris Archer
Nov 8, 2018	Mike Zunino	From the Seattle Mariners along with OF Guillermo Heredia and LHP Michael Plassmeyer for OF Mallex Smith and OF Jake Fraley
Dec 13, 2018	Yandy Diaz	From the Cleveland Indians in a three-team trade with the Seattle Mariners, along with RHP Cole Sulser for 1B Jake Bauers and cash considerations
Jan 4, 2019	Oliver Drake	From the Toronto Blue Jays for cash considerations
July 13, 2019	Pete Fairbanks	From the Texas Rangers for INF Nick Solak
July 31, 2019	Nick Anderson Trevor Richards	From the Miami Marlins for OF Jesús Sánchez and RHP Ryne Stanek
Nov 27, 2019	Brian O'Grady	From the Cincinnati Reds for a player to be named and cash considerations
Dec 6, 2019	Hunter Renfroe	From the San Diego Padres along with INF Xavier Edwards and a player to be named for OF Tommy Pham and INF/RHP Jake Cronenworth
Jan 9, 2020	Randy Arozarena José Martínez	From the St. Louis Cardinals along with a Competitive Balance Round A draft selection for LHP Matthew Liberatore, C Edgardo Rodríguez and a Competitive Balance Round B draft selection
Feb 8, 2020	Manuel Margot	From the San Diego Padres along with C/OF Logan Driscoll for RHP Emilio Pagán

JUNE DRAFT : 6

YEAR	PLAYER	ROUND
2010	Kevin Kiermaier	31st
2011	Blake Snell	1st
2014	Brent Honeywell Jr.	2nd
2015	Brandon Lowe	3rd
2016	Nate Lowe	13th
2017	Brendan McKay	1st


SIGNED AS FREE AGENT : 2

DATE	PLAYER	PRIOR CLUB
Dec 21, 2018	Charlie Morton	Houston Astros
Dec 16, 2019	Yoshi Tsutsugo	Yokohama (Japan)

MINOR LEAGUE CONTRACT : 6

DATE	PLAYER	TYPE
March 13, 2012	José Alvarado	International
June 29, 2012	Yonny Chirinos	International
March 5, 2014	Diego Castillo	International
Aug 9, 2014	Ronaldo Hernández	International
Oct 17, 2014	Vidal Bruján	International
June 14, 2016	Mike Brosseau	Non-drafted





NON-ROSTER INVITES



Over the past several years, many players who have come to Rays camp as non-roster invites went on to impact the big league club. In 2019, infielder Mike Brosseau—who signed with the Rays as a non-drafted free agent in 2016—appeared in 51 games, including three from the pitcher’s mound. Right-handed pitcher Oliver Drake ranked 6th among AL relievers with a .181 opp avg (36-for-199). Leftlander Colin Poche pitched in 51 games out of the bullpen, totaling 72 SO in 51.2 IP (12.54 SO/9 IP ratio).

WILL VRAGOVIC / TAMPA BAY RAYS; KEVIN SABITUS / TAMPA BAY RAYS

PAUL CAMPBELL

83

RHP



Paul Alan Campbell

BATS **LEFT**

THROWS **RIGHT**

HEIGHT **6'0"**

WEIGHT **210**

OPENING DAY AGE **24**

MAJOR LEAGUE SERVICE **None**

BORN **7/26/95 in Malden, MA**

RESIDES **Revere, MA**

SIGNING SCOUT **Joe Hastings (Rays)**

ACQUIRED **Selected in the 21st round of the 2017 June Draft**

2019 | Split the season between Class-A Charlotte and Double-A Montgomery, going 13-8 with a 3.67 ERA (144.2-IP, 59-ER) in 27 apps (20 starts) between the two levels...tied Tommy Romero for 1st among Rays minor leaguers in wins, ranked 2nd in innings and tied for 4th with 112 SO...his 8 wins with Montgomery tied for 7th in the Southern League...named SL Pitcher of the Week for Aug 12-18, going 2-0 with a 1.64 ERA (11-IP, 2-ER) in 2 starts.

2018 | Went 7-2 with a 2.22 ERA (69-IP, 17-ER) in 13 apps (12 starts) between Short-A Hudson Valley and Class-A Bowling Green...received a June 23 promotion and won his first three decisions spanning 4 starts with the Hot Rods...went four hitless

innings for the save on Aug 25 vs. Lake County (Indians)...was 2-0 with a 2.08 ERA (13-IP, 3-ER) in 2 starts in the Midwest League postseason, helping Bowling Green win their first title in team history.

2017 | Began his professional career with the GCL Rays...allowed 2 ER in 0.2 IP in his first career outing but only 3 ER in 19 IP after that.

PERSONAL | Selected out of Clemson University, where he majored in parks, recreation and tourism management...made 30 apps (3 starts) over three seasons with the Tigers, going 0-2 with a 7.85 ERA (39-IP, 34-ER) and 46 SO...was limited to 18.1 IP over his final two collegiate seasons.

CAREER PITCHING

YEAR	CLUB	W	L	ERA	G	GS	CG	SHO	SV	IP	H	R	ER	HR	HB	BB-I	SO	WP	BK
2017	GCL Rays	1	0	2.29	9	1	0	0	1	19.2	16	6	5	1	1	6-0	19	0	1
2018	Hudson Valley	3	1	1.67	6	6	0	0	0	32.1	23	7	6	2	1	5-0	35	1	0
	Bowling Green	4	1	2.70	7	6	0	0	1	36.2	31	12	11	2	0	12-0	22	3	0
2019	Charlotte	5	4	4.12	11	9	0	0	0	59.0	52	29	27	3	2	17-1	49	5	0
	Montgomery	8	4	3.36	16	11	0	0	0	85.2	74	33	32	6	4	20-1	63	3	0
Minor League Totals		21	10	3.12	49	33	0	0	2	233.1	196	87	81	14	8	60-2	188	12	1

DID YOU KNOW?

MAJOR LEAGUE WAIVER RULES

There are two types of waiver requests: outright waivers and unconditional release waivers. Both types are irrevocable. Outright waivers are required for a major league club to assign a player outright to a minor league club. Unconditional release waivers can be secured at any point during the year to release a player. After the July 31 trade deadline, the only way clubs can acquire major league players until after the World Series is through waiver claims—a new rule introduced in 2019.



DYLAN COVEY

Dylan Charles Covey (COE-vee)

58

RHP



BATS **RIGHT**

THROWS **RIGHT**

HEIGHT **6'1"**

WEIGHT **215**

OPENING DAY AGE **28**

MAJOR LEAGUE SERVICE **2 years, 93 days**

BORN **8/14/91 in Glendale, CA**

RESIDES **Glendora, CA**

SIGNING SCOUT **Eric Martins (Athletics)**

ACQUIRED **Signed as a free agent, 1/28/20**

2019 | Split a third consecutive season between the White Sox and Triple-A Charlotte...was with the White Sox for four stints, including his second Opening Day roster and two trips to the injured list, both for right shoulder inflammation...his win on May 31 vs. CLE was his first as a starter since July 21, 2018 at SEA, snapping a streak of 14 winless starts (0-10)...did not record an out in his start on July 28 vs. MIN, the first time a White Sox starter exited without retiring a batter since Gavin Floyd's injury-shortened start on Sep 20, 2010 at OAK.

2018 | Recorded his first career win on May 23 vs. BAL, yielding 1 run in 7 IP...snapped a streak of 13 winless starts to begin his career, the White Sox longest career-opening streak since Baseball Reference data is available (1908).

2017 | Went winless (0-7) in 18 apps (12 starts) with the White Sox, his first career major league action...made his first Opening Day roster and debuted on April 14 at MIN, yielding 1 run in 5.1 IP for no decision...was on the injured list for a strained left oblique from May 26-Aug 14, resulting in five rehab apps in the minors...made 3 starts for the Glendale Desert Dogs in the Arizona Fall League.

2016 | Limited to 6 starts with Double-A Midland, suffering a left oblique strain in May...went 4-0 in 6 starts for the Mesa Solar Sox in the Arizona Fall League, helping them win the AFL title...started the title-clinching win over Surprise...went five hitless innings on Nov 1 at Surprise and combined with two others for the third no-hitter in AFL history...selected by the White Sox from the Athletics in the major league phase of the Rule 5 Draft.

2015 | Named to the California League midseason All-Star Team...ranked among league leaders in ERA (3.59, 3rd), WHIP (1.27, 4th) and opp avg. (.250, 3rd)...named to the Athletics Organizational All-Star Team by MLB.com.

2014 | Split the season between Class-A Beloit and Class-A Stockton, going 7-14 with a 5.46 ERA (140-IP, 85-ER) in 26 apps (25 starts)...pitched a 9-inning complete game on June 13 vs. Kane County (Cubs).

PERSONAL | Selected by the Athletics in the fourth round of the 2013 June Draft out of the University of San Diego...previously selected by the Brewers in the first round (14th overall) of the 2010 June Draft out of Maranatha (Calif.) High School, but decided to attend San Diego after an August physical revealed he had Type 1 Diabetes.

CAREER PITCHING

YEAR	CLUB	W	L	ERA	G	GS	CG	SHO	SV	IP	H	R	ER	HR	HB	BB-I	SO	WP	BK
2013	Vermont	0	0	0.00	4	4	0	0	0	12.0	9	1	0	0	0	1-0	15	0	0
	Beloit	1	1	4.75	10	10	0	0	0	47.1	64	28	25	4	1	17-0	31	7	0
2014	Beloit	4	9	4.81	18	17	2	0	0	101.0	99	59	54	3	5	26-0	70	2	0
	Stockton	3	5	7.15	8	8	0	0	0	39.0	49	31	31	2	5	15-0	22	5	0
2015	Stockton	8	9	3.59	26	26	0	0	0	140.1	135	65	56	13	6	43-0	100	7	0
2016	Midland	2	1	1.84	6	6	0	0	0	29.1	21	14	6	2	1	17-0	26	3	0
2017	Chicago-AL	0	7	7.71	18	12	0	0	0	70.0	83	60	60	20	1	34-1	41	6	1
	AZL White Sox	0	0	0.00	3	3	0	0	0	5.0	2	0	0	0	0	0-0	5	0	0
	Charlotte	0	0	3.00	2	0	0	0	0	6.0	5	2	2	1	1	1-0	3	1	0
2018	Charlotte	3	1	2.33	7	7	0	0	0	38.2	32	14	10	3	2	15-0	35	0	0
	Chicago-AL	5	14	5.18	27	21	0	0	0	121.2	129	81	70	13	2	52-4	91	5	0
2019	Chicago-AL	1	8	7.98	18	12	0	0	0	58.2	75	54	52	12	3	28-2	41	3	0
	Charlotte	2	1	2.82	13	11	0	0	0	51.0	59	19	16	6	1	9-0	46	4	0
Minor League Totals		23	27	3.83	97	92	2	0	0	469.2	475	233	200	34	22	144-0	353	29	0
Major League Totals		6	29	6.54	63	45	0	0	0	250.1	287	195	182	45	6	114-7	173	14	1



DYLAN COZENS

60**OF****Dylan Wallace Cozens (KUH-zins)****BATS LEFT****THROWS LEFT****HEIGHT 6'6"****WEIGHT 245****OPENING DAY AGE 25****MAJOR LEAGUE SERVICE 82 days****BORN 5/31/94 in Scottsdale, AZ****RESIDES Scottsdale, AZ****SIGNING SCOUT Brad Holland (Phillies)****ACQUIRED Signed as a free agent, 8/9/19**

2019 | Underwent surgery to remove a bone spur and repair cartilage in his left big toe in May...designated for assignment by the Phillies on July 31, released on Aug 3 and signed by the Rays to a two-year minor league contract on Aug 9.

2018 | Began the season with Triple-A Lehigh Valley and promoted to the Phillies on May 31...made his major league debut on June 1 at SF and singled in his first at-bat, on his first pitch seen from Chris Stratton...became the first Phillie to record his first career hit on the first pitch he saw since Steve Montgomery on June 11, 1999 vs. TOR...hit his first career homer on June 6 at CHC in his third career game, in the 9th inning off Brandon Morrow...despite only 88 games at the Triple-A level, tied for 4th among Phillies minor leaguers with 21 HR...named to the Phillies Organizational All-Star Team by MLB.com...ranked by *Baseball America* as the Best Power Hitter in the Phillies organization for a second consecutive year.

2017 | Named to the International League mid-season All-Star Team...his 27 HR and 75 RBI both ranked 3rd among Phillies minor leaguers.

2016 | Won Minor League Baseball's Joe Bauman Home Run Award, leading the minors with 40 HR...his 40 HR set a Double-A Reading single-season record and were the most in the Eastern League since Ron Kittle (40) in 1981...was the first 40-HR season by a Phillies minor leaguer since Ryan Howard (46) in 2004...in addition to his 40 HR, led the minors with 125 RBI, 83 XBH and 308 total bases...was the Eastern League Most Valuable Player...played for the U.S. team in the Futures Game in July at Petco Park...named to *Baseball America's* Minor League All-Star Team and the Phillies Organizational All-Star Team by MLB.com...played 25 games for the Aguilas Cibaenas in the Dominican Winter League...ranked by *Baseball America* as the No. 10 prospect in the Phillies system and No. 13 prospect in the Eastern League following the season.

2015 | Spent most of the season with Class-A Clearwater, with an Aug 28 promotion to Reading...

made the Florida State League postseason All-Star Team...missed a month with a right foot sprain, then a forearm strain kept him out of the Arizona Fall League...played 26 games for the Indios de Mayaguez in the Puerto Rican Winter League.

2014 | His 16 HR tied for 3rd among Phillies minor leaguers and tied for 7th in the South Atlantic League...named to the Phillies Organizational All-Star Team by MLB.com...played 45 games for the Melbourne Aces in the Australian Baseball League.

2013 | Ranked among New York-Penn League leaders in runs (50, 2nd), home runs (9, tied for 6th) and extra-base hits (30, tied for 2nd)...named to the Phillies Organizational All-Star Team by MLB.com...ranked by *Baseball America* as the No. 9 prospect in the NYPL following the season.

PERSONAL | Selected by the Phillies in the second round of the 2012 June Draft out of Chaparral (Ariz.) High School after he hit 10 HR in a private workout at Citizens Bank Park...as a high school senior, his 19 HR broke Paul Konerko's school record...hit a walk-off homer in the Arizona Division I state title game...played defensive end in high school and committed to the University of Arizona to play both baseball and football...his father, Randy, was a defensive end selected by the Denver Broncos in the 1976 NFL Draft.



CAREER BATTING

YEAR	CLUB	AVG	G	AB	R	H	2B	3B	HR	RBI	SH	SF	HB	BB-1	SO	SB	CS	GDP	OBP	SLG
2012	GCL Phillies	.255	50	161	24	41	11	2	5	24	1	0	0	21-0	44	8	2	3	.341	.441
2013	Williamsport	.265	68	245	50	65	19	2	9	35	0	2	2	28-0	64	11	6	6	.343	.469
2014	Lakewood	.248	132	509	69	126	25	6	16	62	1	4	2	40-3	147	23	7	4	.303	.415
2015	Clearwater	.282	96	365	52	103	22	5	5	46	0	2	4	26-1	79	18	5	5	.335	.411
	GCL Phillies	.200	4	15	1	3	1	0	0	4	0	0	0	0-0	4	0	0	0	.200	.267
	Reading	.350	11	40	6	14	2	0	3	9	0	1	0	3-0	7	2	1	0	.386	.625
2016	Reading	.276	134	521	106	144	38	3	40	125	0	4	0	61-3	186	21	1	11	.350	.591
2017	Lehigh Valley	.210	135	476	68	100	12	3	27	75	0	3	5	58-1	194	8	3	3	.301	.418
2018	Lehigh Valley	.246	88	297	49	73	17	2	21	58	0	4	1	46-3	124	9	6	2	.345	.529
	Philadelphia	.158	26	38	2	6	2	0	1	2	0	0	0	6-0	24	1	0	0	.273	.289
2019	Lehigh Valley	.167	23	78	20	13	1	2	6	15	0	1	0	20-0	42	5	2	0	.333	.462
	Philadelphia	.000	1	1	0	0	0	0	0	0	0	0	0	0-0	0	0	0	0	.000	.000
	GCL Rays	.250	4	8	2	2	1	0	1	2	0	1	0	3-0	3	1	1	0	.417	.750
	Durham	.286	2	7	2	2	1	0	1	1	0	0	0	2-0	1	0	0	0	.444	.857
Minor League Totals		.252	747	2722	449	686	150	25	134	456	2	22	14	308-11	895	106	34	34	.329	.473
Major League Totals		.154	27	39	2	6	2	0	1	2	0	0	0	6-0	24	1	0	0	.267	.282

DID YOU KNOW?

TAMPA BAY RAYS EXPANSION DRAFT SELECTIONS NOVEMBER 18, 1997

ROUND 1

1. Tony Saunders, LHP
Florida
2. Quinton McCracken, OF
Colorado
3. Bobby Abreu, OF
Houston
4. Miguel Cairo, 2B
Chicago (NL)
5. Rich Butler, OF
Toronto
6. Bobby Smith, 3B
Atlanta
7. Jason Johnson, RHP
Pittsburgh
8. Dmitri Young, OF/1B
Cincinnati
9. Esteban Yan, RHP
Baltimore
10. Mike DiFelice, C
St. Louis
11. Bubba Trammell, OF
Detroit
12. Andy Sheets, SS
Seattle
13. Dennis Springer, RHP
Anaheim

ROUND 2

14. Dan Carlson, RHP
San Francisco
15. Brian Boehringer, RHP
New York (AL)
16. Mike Duvall, LHP
Florida
17. John LeRoy, RHP
Atlanta
18. Jim Mecir, RHP
Boston
19. Bryan Rekar, RHP
Colorado
20. Rick Gorecki, RHP
Los Angeles
21. Ramón Tatís, LHP
Chicago (NL)
22. Kerry Robinson, OF
St. Louis
23. Steve Cox, 1B
Oakland
24. Albie Lopez, RHP
Cleveland
25. José Paniagua, RHP
Montreal
26. Carlos Mendoza, OF
New York (NL)

ROUND 3

27. Ryan Karp, LHP
Philadelphia
28. Santos Hernandez, RHP
San Francisco
29. Randy Winn, OF
Florida
30. Terrell Wade, LHP
Atlanta
31. Aaron Ledesma, SS
Baltimore
32. Brooks Kieschnick, 1B
Chicago (NL)
33. Luke Wilcox, OF
New York (AL)
34. Herbert Perry, 1B
Cleveland
35. Vaughn Eshelman, LHP
Oakland



JOHN CURTISS

84

RHP



John Pickens Curtiss

BATS **RIGHT**

THROWS **RIGHT**

HEIGHT **6'5"**

WEIGHT **220**

OPENING DAY AGE **26**

MAJOR LEAGUE SERVICE **78 days**

BORN **4/5/93 in Dallas, TX**

RESIDES **Keller, TX**

SIGNING SCOUT **Marty Esposito (Twins)**

ACQUIRED **Signed as a free agent, 1/24/20**

2019 | Spent most of the season at the Triple-A level between the Angels and Phillies organizations...acquired by the Angels from the Twins on Jan 15 for minor league infielder Daniel Ozoria...pitched out of the bullpen on April 15 at TEX, his only outing for the Angels...designated for assignment on June 3 and elected free agency on June 6...signed by the Phillies and was released on July 7.

2018 | Made 8 apps over two stints with the Twins: April 30-May 1 and Sep 4 through the end of the season...spent the majority of the season with Triple-A Rochester and ranked 2nd among Twins minor leaguers with 10 saves...ranked by *Baseball America* as the No. 26 prospect in the Twins system following the season.

2017 | Selected by the Twins on Aug 23 and made his major league debut on Aug 25 at TOR, including a strikeout of Steve Pearce in a perfect 9th inning to finish a 6-1 win...combined to go 2-0 with a 1.28 ERA (49.1-IP; 7-ER) in 39 apps between Double-A Chattanooga and Rochester...named to the Southern League midseason All-Star Team and the Twins Organizational All-Star Team by MLB.com...

ranked by *Baseball America* as the No. 21 prospect in the Twins system following the season.

2016 | Went 0-2 with a 2.66 ERA (61-IP, 18-ER) in 44 apps between Class-A Cedar Rapids and Class-A Fort Myers...made 11 apps for the Surprise Saguaros in the Arizona Fall League.

2015 | Limited to 21 apps (7 starts) due to two trips to the injured list, including from May 26-Aug 5 with a right forearm strain.

PERSONAL | Selected by the Twins in the sixth round of the 2014 June Draft out of the University of Texas...underwent Tommy John surgery in 2012 and thoracic outlet surgery in 2013, but was the closer for the Longhorns team that reached the College World Series...graduated in three years with a double major in English and history...enjoys playing guitar and singing country music and is an aspiring country singer-songwriter...performed the national anthem prior to Rochester's game against Lehigh Valley on Sep 2, 2018...previously selected by the Rockies in the 30th round of the 2011 June Draft out of Carroll (Texas) High School, but did not sign.

CAREER PITCHING

YEAR	CLUB	W	L	ERA	G	GS	CG	SHO	SV	IP	H	R	ER	HR	HB	BB-I	SO	WP	BK
2014	Elizabethton	2	1	2.30	9	6	0	0	0	31.1	33	8	8	1	0	7-0	41	3	0
2015	Cedar Rapids	3	3	6.07	16	7	0	0	2	46.0	62	33	31	10	3	10-0	44	3	0
	GCL Twins	1	0	1.13	5	0	0	0	0	8.0	7	2	1	0	1	4-0	7	1	0
2016	Cedar Rapids	0	0	0.00	6	0	0	0	2	8.0	2	0	0	0	1	2-0	17	2	0
	Fort Myers	0	2	3.06	38	0	0	0	3	53.0	42	20	18	0	2	23-1	68	5	0
2017	Chattanooga	2	0	0.72	21	0	0	0	13	25.0	12	3	2	0	0	12-0	35	3	0
	Rochester	0	0	1.85	18	0	0	0	6	24.1	11	5	5	0	0	10-0	33	3	0
	Minnesota	0	0	8.31	9	0	0	0	0	8.2	9	8	8	2	1	2-0	10	2	0
2018	Rochester	2	4	2.77	38	1	0	0	10	55.1	41	21	17	3	1	31-1	61	2	0
	Minnesota	0	1	5.68	8	0	0	0	0	6.1	8	4	4	0	0	4-1	7	3	0
2019	Salt Lake	2	0	5.91	13	0	0	0	1	21.1	20	14	14	4	1	13-0	29	4	1
	Los Angeles-AL	0	0	3.86	1	0	0	0	0	2.1	2	1	1	0	0	3-0	1	0	0
	Lehigh Valley	0	1	10.95	9	1	0	0	0	12.1	20	15	15	5	0	9-2	15	0	0
Minor League Totals		12	11	3.51	173	15	0	0	37	284.2	250	121	111	23	9	121-4	350	26	1
Major League Totals		0	1	6.75	18	0	0	0	0	17.1	19	13	13	2	1	9-1	18	5	0



JOSH FLEMING

Joshua Randol Fleming

61

LHP



BATS **LEFT**

THROWS **LEFT**

HEIGHT **6'2"**

WEIGHT **220**

OPENING DAY AGE **23**

MAJOR LEAGUE SERVICE **None**

BORN **5/18/96 in Bridgeton, MO**

RESIDES **Columbia, IL**

SIGNING SCOUT **Matt Alison (Rays)**

ACQUIRED **Selected in the fifth round of the 2017 June Draft**

2019 | Named Most Valuable Player for Double-A Montgomery by the Rays Baseball Operations department...tied for the Southern League lead with 11 wins and ranked 5th with a 3.31 ERA... named to the SL midseason All-Star Team, and won Pitcher of the Week honors for July 22-28 after back-to-back 9-inning complete games...earned a mid-August promotion to Triple-A Durham, and combined to go 12-7 with a 3.57 ERA (148.2-IP, 59-ER) between the two levels...won his third start with the Bulls and his 12 total wins tied for 3rd among Rays minor leaguers, one shy of the co-leaders...ranked by *Baseball America* as the No. 29 prospect in the Rays system following the season.

2018 | Split the season between Class-A Bowling Green and Class-A Charlotte, going 9-4 with a 2.53

ERA (110.1-IP, 31-ER) in 19 apps (17 starts)...tied for 4th among Rays minor leaguers in wins.

2017 | Began his professional career with Rookie-level Princeton...recorded the win in his first professional appearance, going two hitless innings in relief on June 27 at Danville (Braves).

PERSONAL | Selected out of Webster University, becoming the first drafted player in program history...went 8-1 with a 0.68 ERA (92.2-IP, 7-ER) in 13 starts as a junior, leading Division III in ERA and WHIP (0.71)...missed most of his sophomore season with a sprained UCL in his left elbow.

CAREER PITCHING

YEAR	CLUB	W	L	ERA	G	GS	CG	SHO	SV	IP	H	R	ER	HR	HB	BB-I	SO	WP	BK
2017	Princeton	1	2	5.40	12	9	0	0	0	35.0	42	23	21	5	0	7-0	26	1	0
2018	Bowling Green	6	1	1.20	10	10	0	0	0	60.0	41	9	8	1	0	10-0	42	2	0
	Charlotte	3	3	4.11	9	7	1	0	0	50.1	51	25	23	4	0	9-1	38	4	0
2019	Montgomery	11	4	3.31	21	17	3	1	0	127.2	127	57	47	9	3	19-0	92	0	0
	Durham	1	3	5.14	4	3	0	0	0	21.0	24	13	12	6	1	8-1	16	0	0
Minor League Totals		22	13	3.40	56	46	4	1	0	294.0	285	127	111	25	4	53-2	214	7	0

DID YOU KNOW?

ACTIVE ROSTER LIMITS

New for 2020, the active roster limit for Opening Day through Aug 31—as well as postseason games—has increased from 25 to 26 players. During these periods, clubs will be permitted to carry a maximum of 13 pitchers. From Sep 1 through the end of the regular season (including tiebreaker games), all clubs must carry 28 players on the active roster with a maximum of 14 pitchers.

The previous “26th Man Rule” for doubleheaders has been replaced by the “27th Man Rule.” The 27th player will not count toward any pitcher roster limits described above.

Also new for 2020, clubs may not reinstate pitchers or two-way players from the injured list until 15 days have elapsed from the date of the initial placement for such injury (previously 10 days). In addition, the option period for pitchers has been lengthened to 15 days.



SEAN GILMARTIN

85**LHP****Sean Patrick Gilmartin****BATS LEFT****THROWS LEFT****HEIGHT 6'2"****WEIGHT 205****OPENING DAY AGE 29****MAJOR LEAGUE SERVICE 1 year, 133 days****BORN 5/8/90 in Thousand Oaks, CA****RESIDES Tampa, FL****SIGNING SCOUT Hugh Buchanan (Braves)****ACQUIRED Signed as a free agent, 2/6/20**

2019 | Appeared in the majors for a fifth consecutive season...selected to the Orioles active roster on June 17 and optioned back to the Triple-A level after taking the loss in a spot start on June 21 at SEA...designated for assignment on June 25 and outrighted to the minors on June 28...spent the rest of the season with Triple-A Norfolk.

2018 | Released by the Cardinals on July 2 and signed by the Orioles on July 12...selected to the active roster on Aug 11 and remained in the majors through the end of the season...went at least 2 IP in seven of his 12 apps, and at least 3 IP four times...went 6-2 with a 4.30 ERA (60.2-IP, 29-ER) in 31 apps (9 starts) at the Triple-A level, split between the Cardinals and Orioles organizations.

2017 | Made 2 apps over three stints with the Mets before being claimed off waivers by the Cardinals on June 11...was on the minor league injured list from June 20-Aug 17 with a left elbow strain.

2016 | Spent three stints with the Mets: May 12-17, June 21-29 and Aug 25 through season's end...was on the injured list for Triple-A Las Vegas from July 22-Aug 10 with a left shoulder strain.

2015 | Spent the entire season on the Mets active roster, his first career major league action...made his major league debut on April 10 at ATL, retiring both batters faced including a swinging strikeout of Freddie Freeman...went two scoreless innings for his first career win on June 14 vs. ATL...was on the Mets ALCS and World Series roster but only pitched once in the postseason...in Game 2 of the World Series at KC, faced two batters in a 7-1 deficit: a Ben Zobrist groundout and Lorenzo Cain pop out...was not on the NLDS roster.

2014 | Split his only season in the Twins organization between Double-A New Britain and Triple-A Rochester, going 9-7 with a 3.71 ERA (145.2-IP, 60-ER) in 26 starts...selected by the Mets in the major league phase of the Rule 5 Draft...ranked by *Baseball America* as the No. 17 prospect in the Mets system following the season.

2013 | Sidelined from June 17-Aug 8 with left shoulder tendinitis...traded to the Twins on Dec 18 for catcher/outfielder Ryan Doumit...prior to the trade, ranked by *Baseball America* as the No. 10 prospect in the Braves system...the publication also tabbed him as having the Best Changeup in the Braves organization.

2012 | Reached Triple-A in his first full professional season...earned a July 27 promotion after 20 starts with Double-A Mississippi...went 6-10 with a 3.84 ERA (157-IP, 67-ER) in 27 starts between the two levels...tied for 1st among Braves minor leaguers in starts and ranked 3rd in innings and 111 SO...named to the Southern League midseason and postseason All-Star teams...led the SL with a 1.15 WHIP and ranked 6th with a 3.54 ERA...named to the Braves Organizational All-Star Team by MLB.com...ranked by *Baseball America* as the No. 4 prospect in the Braves system following the season...the publication also tabbed him as having the Best Control in the SL in its Best Tools survey.

2011 | Joined Class-A Rome after his professional debut with the GCL Braves...made 8 apps (7 starts) for the Surprise Saguaros in the Arizona Fall League...ranked by *Baseball America* as the No. 5 prospect in the Braves system following the season

PERSONAL | Selected by the Braves in the first round (28th overall) of the 2011 June Draft out of Florida State University...went 12-2 with a 2.09 ERA (120.1-IP, 28-ER) in 18 apps (17 starts) as a junior, earning first team *Baseball America* All-American honors...helped lead the Seminoles to the College World Series in 2010, starting the opener against TCU...his father, Paul; brother, Michael; and two uncles also played professional baseball...previously selected by the Padres in the 31st round of the 2008 June Draft out of Crespi Carmelite (Calif.) High School, but did not sign.



CAREER PITCHING

YEAR	CLUB	W	L	ERA	G	GS	CG	SHO	SV	IP	H	R	ER	HR	HB	BB-I	SO	WP	BK
2011	GCL Braves	0	1	9.00	1	1	0	0	0	2.0	3	2	2	0	0	0-0	1	0	0
	Rome	2	1	2.53	5	5	0	0	0	21.1	18	6	6	3	0	2-0	30	3	0
2012	Mississippi	5	8	3.54	20	20	3	0	0	119.1	111	49	47	9	4	26-0	86	2	1
	Gwinnett	1	2	4.78	7	7	0	0	0	37.2	41	22	20	6	0	13-1	25	0	0
2013	Gwinnett	3	8	5.74	17	17	0	0	0	91.0	112	61	58	12	1	33-1	65	4	0
	GCL Braves	0	0	0.00	3	2	0	0	0	9.0	1	0	0	0	0	0-0	11	0	0
	Rome	1	0	1.80	1	1	0	0	0	5.0	4	1	1	0	0	0-0	5	0	0
2014	New Britain	7	3	3.13	12	12	0	0	0	72.0	76	30	25	2	3	16-0	74	3	1
	Rochester	2	4	4.28	14	14	0	0	0	73.2	69	39	35	7	1	28-1	59	3	0
2015	New York-NL	3	2	2.67	50	1	0	0	0	57.1	50	17	17	2	2	18-5	54	1	0
2016	Las Vegas	9	7	4.86	19	18	1	0	0	107.1	122	63	58	12	0	31-0	94	6	0
	New York-NL	0	1	7.13	14	1	0	0	0	17.2	21	14	14	4	1	7-1	11	0	0
2017	Las Vegas	2	2	7.05	8	8	0	0	0	37.0	52	30	29	6	2	14-0	31	1	0
	New York-NL	0	0	13.50	2	0	0	0	0	3.1	8	5	5	2	0	1-0	4	1	0
	Memphis	0	1	5.68	8	1	0	0	1	12.2	15	8	8	2	0	2-0	8	0	0
	GCL Cardinals	0	0	4.76	5	5	0	0	0	5.2	3	3	3	0	0	0-0	7	1	0
2018	Memphis	4	2	4.66	24	6	0	0	0	46.1	48	26	24	6	0	16-0	33	1	0
	Norfolk	2	0	3.14	7	3	0	0	0	14.1	13	5	5	1	0	2-0	12	0	0
	Baltimore	1	1	3.00	12	0	0	0	0	27.0	23	9	9	4	2	11-0	15	0	0
2019	Norfolk	3	3	3.95	32	3	0	0	0	66.0	54	32	29	8	3	23-0	74	4	0
	Baltimore	0	1	19.29	1	1	0	0	0	2.1	7	5	5	2	0	2-0	1	0	0
Minor League Totals		41	42	4.37	183	123	4	0	1	720.1	742	377	350	74	14	206-3	615	28	2
Major League Totals		4	5	4.18	79	3	0	0	0	107.2	109	50	50	14	5	39-6	85	2	0

DID YOU KNOW?

NON-ROSTER INVITES ON OPENING DAY ROSTER

1998

Rolando Arrojo, RHP

2000

Dave Eiland, RHP

Herbert Perry, INF

2001

Ken Hill, RHP

2003

Rocco Baldelli, OF

Jim Parque, LHP

Steve Parris, RHP

2005

Chris Singleton, OF

Hideo Nomo, RHP

2006

Jason Childers, RHP

Ruddy Lugo, RHP

Luis Ordaz, INF

2007

Gary Glover, RHP

Carlos Peña, 1B

Al Reyes, RHP

2008

Eric Hinske, INF/OF

2011

Juan Cruz, RHP

2013

Shelley Duncan, 1B/OF

Jamey Wright, RHP

2015

Bobby Wilson, C

2016

Dana Eveland, LHP

2017

Peter Bourjos, OF

Tommy Hunter, RHP

Jesús Sucre, C

Rickie Weeks Jr., INF

2018

Rob Refsnyder, INF/OF

NOTE: 1999, 2002, 2004, 2009, 2010, 2012, 2014 AND 2019 DID NOT INCLUDE ANY NON-ROSTER INVITES ON OPENING DAY ROSTER



TRISTAN GRAY

75

INF



Tristan Colby Gray

BATS **LEFT**

THROWS **RIGHT**

HEIGHT **6'3"**

WEIGHT **215**

OPENING DAY AGE **24**

MAJOR LEAGUE SERVICE **None**

BORN **3/22/96 in Houston, TX**

RESIDES **Missouri City, TX**

SIGNING SCOUT **Wayne Mathis (Pirates)**

ACQUIRED **From the Pittsburgh Pirates along with RH Daniel Hudson and cash considerations in exchange for OF Corey Dickerson, 2/22/18**

2019 | Hit a career-high 17 HR, which tied for 5th among Rays minor leaguers and tied for 8th in the Southern League...also ranked among the organization's and SL's Top 10 with 64 RBI and 61 BB...named the Rays Minor League Hitter of the Month for August, batting .288 (21-for-73) with 8 HR and 20 RBI...named SL Player of the Week for Aug 12-18, batting .375 (6-for-16) including homers in three consecutive games at Jackson (D-backs).

2018 | Acquired by the Rays during spring training and spent the season with Class-A Charlotte...led the Florida State League with 38 2B and 53 XBH, and ranked 4th with 69 RBI...named FSL Player of the Week for July 30-Aug 5, batting .296 (8-for-27) with 3 HR and 11 RBI...recorded a career-high 7 RBI in his multi-HR game on Aug 5 at Dunedin (Blue Jays)...hit .321/.410/.583 (50-for-156) with 10 HR and 41 RBI in 39 games for the Perth Heat in the Australian Baseball League.

2017 | Began his professional career with Short-A West Virginia in the New York-Penn League...was the Top Star in the NYPL All-Star Game...tied for the league lead with 25 XBH, ranked 2nd with 37 RBI, 3rd with 101 total bases and tied for 7th with 7 HR...ranked by *Baseball America* as the No. 19 prospect in the NYPL following the season.

PERSONAL | Selected by the Pirates in the 13th round of the 2017 June Draft out of Rice University...reached base safely in the last 29 games of his junior season, helping the Owls win the Conference USA championship and advance to regionals...hit .382/.432/.794 (13-for-34) with 4 HR and 8 RBI over eight postseason games...previously selected by the Mets in the 37th round of the 2014 June Draft out of Lawrence E. Elkins (Texas) High School, but did not sign.

CAREER BATTING

YEAR	CLUB	AVG	G	AB	R	H	2B	3B	HR	RBI	SH	SF	HB	BB-I	SO	SB	CS	GDP	OBP	SLG
2017	West Virginia	.269	53	208	28	56	12	6	7	37	3	3	1	19-0	32	5	7	5	.329	.486
2018	Charlotte	.238	118	449	71	107	38	2	13	69	0	5	3	39-1	113	5	5	4	.300	.419
2019	Montgomery	.225	122	418	59	94	16	5	17	64	1	6	9	61-2	92	2	10	3	.332	.409
Minor League Totals		.239	293	1075	158	257	66	13	37	170	4	14	13	119-3	237	12	22	12	.319	.428



CHRIS HERRMANN

Christopher Ryan Herrmann

BATS LEFT	THROWS RIGHT	HEIGHT 6'0"	WEIGHT 200
------------------	---------------------	--------------------	-------------------

OPENING DAY AGE **32**

MAJOR LEAGUE SERVICE **5 years, 128 days**

BORN **11/24/87 in Tomball, TX**

RESIDES **Montgomery, TX**

SIGNING SCOUT **Hector Otero (Twins)**

ACQUIRED **Signed as a free agent, 1/7/20**



Has spent parts of the last eight seasons in the majors, totaling 370 games between the Twins, Diamondbacks, Mariners and Athletics...has thrown out 27.0 pct. (30 of 111) of attempted base stealers over 198 games (165 starts) at catcher...has also spent time in left field, right field, first base, designated hitter and center field.

2019 | Underwent arthroscopic right knee surgery during spring training, performed by Dr. Doug Freedberg in Scottsdale, Ariz. ...the procedure was needed to clean up cartilage and bone chips...made his Athletics debut on July 2 vs. MIN and hit a go-ahead grand slam off Jake Odorizzi in his second at-bat...became the first player in Athletics history to hit a grand slam in his team debut.

2018 | Was with the Diamondbacks during spring training but designated for assignment on March 25...signed by the Mariners on April 5 and selected to the active roster on May 27...was on the 10-day IL from May 28–June 17 with a right oblique strain...signed by the Athletics on Dec 11.

2017 | Appeared in a career-high 106 games in his second season with the Diamondbacks...hit 10 HR, just two shy of his total from the 2012–16 seasons.

2016 | Made the Diamondbacks Opening Day roster but missed almost the entire second half with a right hamstring strain.

2015 | Split the season between the Twins and Triple-A Rochester...traded to the Diamondbacks on Nov 10 for outfielder Daniel Palka.

2014 | Was with the Twins for four stints.

2013 | On June 2 vs. SEA, hit his first career homer, a solo shot off Jeremy Bonderman in the 4th inning...played 12 games for the Estrellas de Oriente in the Dominican Winter League.

2012 | Was a September call up for the Twins, his first career major league action...made his major league debut as a defensive replacement in a 9–2 loss on Sep 16 vs. CWS...recorded his first career hit on Sep 26 vs. NYY, a pinch-hit single off Cody Eppley...named to the Eastern League midseason All-Star Team...threw out a league-high 44 pct.

of attempted base stealers...played 3 games for the Peoria Javelinas in the Arizona Fall League...ranked by *Baseball America* as the No. 18 prospect in the Twins system following the season...the publication also tabbed him as the Best Defensive Catcher in the organization.

2011 | Split the season between Class-A Fort Myers and Double-A New Britain, batting .269/.385/.399 (114-for-424) with 8 HR and 62 RBI...ranked 7th in the Eastern League with a .380 OBP and 9th with 64 BB...named to the Twins Organizational All-Star Team by MLB.com...hit .380 (19-for-50) with 2 HR and 9 RBI in 15 games with the Mesa Solar Sox in the Arizona Fall League...ranked by *Baseball America* as the No. 14 prospect in the Twins system following the season.

2010 | Was a midseason All-Star for Fort Myers.

2009 | Ranked 7th in the Appalachian League with 70 hits, 107 total bases and a .391 OBP.

PERSONAL | Selected by the Twins in the sixth round of the 2009 June Draft out of the University of Miami...led the Hurricanes with a .341 avg. and .458 OBP as a junior...previously selected by the Orioles in the 10th round of the 2008 June Draft out of Alvin (Texas) Community College, but did not sign.



CAREER BATTING

YEAR	CLUB	AVG	G	AB	R	H	2B	3B	HR	RBI	SH	SF	HB	BB-I	SO	SB	CS	GDP	OBP	SLG
2009	Elizabethton	.297	59	236	45	70	14	1	7	30	1	2	5	33-1	40	2	2	4	.391	.453
2010	Fort Myers	.219	107	356	34	78	17	3	2	30	2	2	7	41-0	74	3	2	7	.310	.301
2011	Fort Myers	.310	24	87	14	27	5	1	1	16	2	2	0	15-1	6	1	0	4	.404	.425
	New Britain	.258	97	337	53	87	14	5	7	46	3	0	2	64-3	68	9	3	4	.380	.392
2012	New Britain	.276	127	490	91	135	25	1	10	61	1	6	1	58-2	89	2	1	13	.350	.392
	Minnesota	.056	7	18	0	1	0	0	1	0	0	0	0	1-0	5	0	0	0	.105	.056
2013	Rochester	.227	69	247	31	56	9	3	2	22	2	1	1	24-1	61	3	2	1	.297	.312
	Minnesota	.204	57	157	16	32	7	0	4	18	3	0	0	18-0	49	0	1	3	.286	.325
2014	Rochester	.304	60	204	31	62	18	4	5	26	0	1	2	21-4	45	4	1	2	.373	.505
	Minnesota	.213	33	75	8	16	3	0	0	4	0	0	0	4-0	17	1	0	2	.253	.253
2015	Minnesota	.146	45	103	13	15	5	1	2	10	1	0	2	7-0	37	0	0	1	.214	.272
	Rochester	.260	23	73	9	19	3	0	1	6	0	2	2	11-0	13	3	0	2	.364	.342
2016	Arizona	.284	56	148	21	42	5	4	6	28	1	1	0	16-1	44	4	0	2	.352	.493
	AZL D-backs	.417	4	12	2	5	3	0	0	0	0	0	1	1-0	1	0	0	0	.500	.667
	Reno	.087	7	23	3	2	1	0	0	3	0	1	1	3-0	8	0	0	1	.214	.130
2017	Arizona	.181	106	226	35	41	7	0	10	27	0	1	0	29-0	67	5	0	1	.273	.345
2018	Tacoma	.257	42	136	26	35	3	1	6	24	1	0	1	36-1	42	0	0	1	.416	.426
	Seattle	.237	36	76	6	18	4	2	2	7	0	1	0	10-0	24	0	0	0	.322	.421
2019	Las Vegas	.333	13	51	14	17	3	1	4	13	0	1	0	6-0	18	0	0	0	.397	.667
	Oakland	.202	30	84	9	17	3	0	1	8	1	0	0	9-0	29	0	0	4	.280	.274
Minor League Totals		.263	632	2252	353	593	115	20	45	277	12	18	23	313-13	465	27	11	39	.356	.392
Major League Totals		.205	370	887	108	182	34	7	25	103	6	3	2	94-1	272	10	1	13	.282	.344

DID YOU KNOW?

ROBERTO CLEMENTE AWARD

Since 1971, Major League Baseball has annually presented an award that recognizes a player who best exemplifies the game of baseball through sportsmanship, community involvement and positive contributions to his team.

In 1973, following the tragic death of Roberto Clemente, the award was named to honor the man whose spirit and goodwill will always be remembered. The 12-time All-Star and Hall of Famer was killed in a plane crash in 1972 delivering food and medical supplies to earthquake victims of Nicaragua. The award recognizes those individuals who truly understand the value of helping others.

A panel of baseball dignitaries, including Vera Clemente and Commissioner Rob Manfred, annually selects the winner from a list of 30 candidates, one from each major league club. These local winners are announced in September on Roberto Clemente Day. The winner of the national Roberto Clemente Award is announced during a pregame ceremony at the World Series. Past winners include Edgar Martínez, Jamie Moyer, Jim Thome, Derek Jeter, Curt Schilling, Al Leiter, Tony Gwynn, Willie Mays, Ozzie Smith and Cal Ripken Jr. The Rays were represented on the ballot by Kevin Kiermaier in 2019.



DALTON KELLY

Dalton J. Kelly

BATS LEFT	THROWS LEFT	HEIGHT 6'3"	WEIGHT 200
------------------	--------------------	--------------------	-------------------

OPENING DAY AGE **25**

MAJOR LEAGUE SERVICE **None**

BORN **8/4/94 in Redding, CA**

RESIDES **Redding, CA**

SIGNING SCOUT **Ryan Holmes (Mariners)**

ACQUIRED **From the Seattle Mariners along with RH Andrew Kittredge and RH Dylan Thompson in exchange for INF/OF Richie Shaffer and INF/OF Taylor Motter, 11/18/16**

2019 | Split the season between Double-A Montgomery and Triple-A Durham, earning a June 1 promotion...hit .281/.394/.405 (118-for-420) with 10 HR and 46 RBI in 122 games between the two levels...tied for 2nd among Rays minor leaguers with 69 BB and ranked 6th in hits...named Southern League Player of the Week for May 6-12... named to the Southern League midseason All-Star Team, but did not play due to his promotion... ranked by *Baseball America* as the Best Defensive First Baseman in the SL in its Best Tools survey.

2018 | Spent the entire season with Montgomery... ranked among SL leaders in runs (72, tied for 7th), walks (65, tied for 4th) and stolen bases (22, 5th)... his 65 BB ranked 4th among Rays minor leaguers.

2017 | Split his first season in the Rays organization between Class-A Charlotte and Montgomery, batting .304/.399/.458 (130-for-428) with 9 HR and a career-high 67 RBI...his 35 2B tied for 3rd among Rays minor leaguers and his 67 RBI ranked 5th.

2016 | Selected to the Midwest League midseason All-Star Team and ranked among league leaders in on-base pct. (.384, 5th) and walks (63, 4th)...started 88 games at first base and 27 games in right field... his first professional homer came on April 26 at Bowling Green, off Rays prospect José Mujica...the Mariners presented him with the Edgar Martinez PTPA ("Productive Team Plate Appearance") Award following the season...acquired by the Rays in a five-player trade on Nov 18.

2015 | Ranked 4th in the Arizona League with 24 BB...recorded more walks than hits (21).

PERSONAL | Selected by the Mariners in the 38th round of the 2015 June Draft out of UC Santa Barbara...was a career .249/.345/.391 (42-for-169) hitter for the Gauchos...missed 19 games with a fractured right fibula as a junior...also played basketball at Foothill High School in Redding, Calif.

CAREER BATTING

YEAR	CLUB	AVG	G	AB	R	H	2B	3B	HR	RBI	SH	SF	HB	BB-I	SO	SB	CS	GDP	OBP	SLG
2015	AZL Mariners	.219	31	96	23	21	3	4	0	11	1	0	2	24-0	35	10	0	0	.385	.333
2016	Clinton	.293	130	481	70	141	30	4	7	58	4	5	11	63-5	114	21	10	12	.384	.416
2017	Charlotte	.305	69	236	39	72	17	1	2	32	4	2	5	29-0	55	5	8	3	.390	.411
	Montgomery	.302	53	192	34	58	18	1	7	35	2	1	6	30-0	58	6	1	2	.410	.516
2018	Montgomery	.228	121	417	72	95	24	2	5	47	1	2	8	65-1	102	22	2	11	.341	.331
2019	Montgomery	.278	49	162	27	45	7	0	3	17	0	0	7	36-0	43	7	5	5	.429	.377
	Durham	.283	73	258	43	73	13	1	7	29	0	3	4	33-0	75	5	1	4	.369	.422
Minor League Totals		.274	526	1842	308	505	112	13	31	229	12	13	43	280-6	482	76	27	37	.380	.400



RYAN LaMARRE

73

OF



Ryan Michael LaMarre (luh-MAR)

BATS **RIGHT**

THROWS **LEFT**

HEIGHT **6'1"**

WEIGHT **215**

OPENING DAY AGE **31**

MAJOR LEAGUE SERVICE **1 year, 62 days**

BORN **11/21/88 in Royal Oak, MI**

RESIDES **Jupiter, FL**

SIGNING SCOUT **Brad Meador (Reds)**

ACQUIRED **Signed as a free agent, 12/20/19**

Has spent parts of the last five seasons in the majors, totaling 119 games between the Reds, Red Sox, Athletics, Twins and White Sox...is a career .293 (27-for-92) hitter against left-handed pitching.

2019 | Spent the entire minor league season with Triple-A Gwinnett in the Braves organization...traded to the Twins for cash considerations on Sep 7 and selected to their major league roster the next day...hit 2 HR in 14 games as the "Bomba Squad" set a major league single-season record with 307 HR.

2018 | Made his first career Opening Day roster and played 43 games spanning four stints with the Twins before being designated for assignment...claimed off waivers by the White Sox on July 9...hit his first career homer on Aug 14 at DET, a solo shot off Blaine Hardy...signed by the Braves following the season.

2017 | Split the season between the Angels and Athletics organizations, appearing in 51 games at the Triple-A level and three with the Athletics before his June 21 release...signed by the Twins on Nov 30.

2016 | Was on the Red Sox active roster from June 18-July 6...outrighted off the 40-man roster on July 11...signed by the Angels on Nov 28.

2015 | Selected to the Reds active roster on Aug 20 and remained in the majors through the end of the season...made his major league debut on Aug 22 vs. ARI, going 0-for-5 in an 11-7 loss...recorded his first career hit the next day, a 5th-inning single off Chase Anderson...signed by the Red Sox on Dec 15.

2014 | Limited to 17 games with Triple-A Louisville due to three stints on the injured list.

2013 | Split the season between Double-A Pensacola and Louisville, batting .245/.327/.368 (113-for-462) with 10 HR and 39 RBI in 129 games...named Southern League Player of the Week for July 8-14...played 2 games for the Glendale Desert Dogs in the Arizona Fall League...ranked by *Baseball America* as the Best Defensive Outfielder in the organization following the season for a fourth consecutive year.

2012 | Named to the SL midseason All-Star Team and ranked 5th in the league with 30 SB...ranked by *Baseball America* as the No. 21 prospect in the Reds system following the season.

2011 | Combined for 52 SB in 122 games between Class-A Bakersfield and Double-A Carolina...named to the Reds Organizational All-Star Team by MLB.com...ranked by *Baseball America* as the No. 14 prospect in the Reds system following the season.

PERSONAL | Selected by the Reds in the second round of the 2010 June Draft out of the University of Michigan...earned first team All-Big Ten honors in 2010...attended Lumen Christi (Mich.) High School, where he was a four-year starter in hockey, football and baseball...was the leading tackler on consecutive state-championship football teams.



CAREER BATTING

YEAR	CLUB	AVG	G	AB	R	H	2B	3B	HR	RBI	SH	SF	HB	BB-I	SO	SB	CS	GDP	OBP	SLG
2010	Dayton	.282	60	227	44	64	11	0	5	29	1	2	12	21-0	53	18	7	6	.370	.396
	Lynchburg	.222	8	27	2	6	2	0	1	3	0	0	0	2-0	4	1	1	0	.276	.407
2011	Bakersfield	.279	117	445	78	124	17	3	6	47	2	6	8	42-1	97	52	14	8	.347	.371
	Carolina	.267	5	15	3	4	1	0	0	0	0	0	1	3-0	3	3	0	0	.421	.333
2012	Pensacola	.263	133	482	68	127	22	3	5	32	4	2	10	60-0	119	30	10	5	.356	.353
2013	Pensacola	.246	126	451	55	111	19	4	10	39	6	3	11	44-1	93	22	13	8	.326	.373
	Louisville	.182	3	11	4	2	0	0	0	0	0	0	2	1-0	1	1	0	1	.357	.182
2014	Louisville	.200	17	50	6	10	2	0	1	6	1	0	0	8-0	17	1	1	0	.310	.300
2015	Louisville	.257	91	300	33	77	17	1	8	18	3	3	5	18-0	88	11	4	7	.307	.400
	Cincinnati	.080	21	25	2	2	0	0	0	0	1	0	0	0-0	9	0	0	1	.080	.080
2016	Pawtucket	.303	86	317	44	96	15	0	10	41	0	5	8	28-1	80	17	6	6	.369	.445
	Boston	.000	5	5	1	0	0	0	0	0	0	0	0	1-0	2	0	0	1	.167	.000
2017	Salt Lake	.268	10	41	6	11	1	1	0	7	0	0	1	6-0	11	4	1	1	.375	.341
	Nashville	.240	41	129	11	31	1	2	0	12	2	1	3	11-0	47	5	5	4	.313	.287
	Oakland	.000	3	7	0	0	0	0	0	0	0	0	0	1-0	3	0	0	0	.125	.000
2018	Minnesota	.263	43	99	7	26	5	0	0	8	0	1	1	8-0	33	1	1	3	.321	.313
	Rochester	.313	13	48	5	15	4	1	0	5	0	0	1	5-1	15	1	0	1	.389	.438
	Chicago-AL	.303	33	66	8	20	6	0	2	10	0	2	1	2-0	20	1	1	0	.324	.485
	Charlotte	.222	12	45	7	10	2	2	0	2	1	0	0	4-0	14	2	0	1	.286	.356
2019	Gwinnett	.311	112	405	55	126	24	8	9	53	0	3	9	38-0	118	19	9	7	.380	.477
	Minnesota	.217	14	23	3	5	0	0	2	3	0	0	0	3-0	5	1	1	0	.308	.478
Minor League Totals		.272	834	2993	421	814	139	25	55	294	20	25	71	291-4	760	187	71	55	.348	.390
Major League Totals		.236	119	225	21	53	11	0	4	21	1	3	2	15-0	72	3	3	5	.286	.338

DID YOU KNOW?

RAYS ALL-TIME EJECTION LEADERS

Joe Maddon leads the list with 37 ejections while Carl Crawford and B.J. Upton lead Rays players with five. Thirty-eight of the Rays 177 ejections all-time have come against the Red Sox. The Rays had eight players/coaches ejected and the Red Sox none on Aug 29, 2000.

Joe Maddon	37	Mike DiFelice	3	Tom Foley	2
Larry Rothschild	15	Yunel Escobar	3	Jonny Gomes	2
Kevin Cash	9	Matt Joyce	3	Jim Hickey	2
Lou Piniella	9	Dave Martinez	3	Aubrey Huff	2
Hal McRae	7	John McLaren	3	Julio Lugo	2
Carl Crawford	5	Mike Butcher	2	David Price	2
B.J. Upton	5	José Cardenal	2	Derek Shelton	2
Greg Vaughn	4	Lee Elia	2		

| TB |



AARON LOUP

Aaron Christopher Loup

15

LHP



BATS **LEFT**

THROWS **LEFT**

HEIGHT **5'11"**

WEIGHT **210**

OPENING DAY AGE **32**

MAJOR LEAGUE SERVICE **7 years, 40 days**

BORN **12/19/87 in Raceland, LA**

RESIDES **Hahnville, LA**

SIGNING SCOUT **Rob St. Julien (Blue Jays)**

ACQUIRED **Signed as a free agent, 2/11/20**

Spent the first 10 seasons of his professional career in the Blue Jays organization...totaled 369 apps with the Blue Jays, 7th-most in club history and most among lefties, ahead of Scott Downs (347)...has held lefties to a career .234 avg. (121-for-518) with 5 HR, while righties have hit .270 (192-for-712) with 20 HR against him...owns a career 1.31 ERA (20.2-IP, 3-ER) in 20 apps at Tropicana Field.

2019 | Signed by the Padres to a one-year contract, including a 2020 club option, on Feb 17...pitched in four of the club's first 10 games...placed on the 10-day IL on April 8 with a left elbow strain...transferred to the 60-day IL on May 24 and missed the remainder of the season.

2018 | Split the season in the majors between the Blue Jays and Phillies, going 0-0 with a 4.54 ERA (39.2-IP, 20-ER) in 59 apps...sent to the Phillies at the trade deadline for Jacob Waguespack.

2017 | His 70 apps tied for 8th in the AL and were one shy of tying his career high...recorded a career-high 64 SO, passing 2014 (56)...pitched to a 1.08 ERA (16.2-IP, 2-ER) in his final 22 apps of the season.

2016 | Began the season on the injured list with left elbow soreness...reinstated on May 28 but made only 21 apps over three stints with the Blue Jays...was on the postseason roster for the AL Wild Card Game, Division Series and Championship Series but did not appear in a game.

2015 | Ranked 3rd among AL relievers with a 6.57 SO/BB ratio and 7th with a 1.49 BB/9 IP ratio...made 4 apps in the postseason, all 0.2 IP or shorter...yielded 1 run in 2 IP and stranded six of 7 IR.

2014 | Made a career-high 71 apps, most on the team...stranded 51 of his majors-most 66 IR...yielded 30 BB, which remains a career high and were twice as many as 2012-13 combined.

2013 | In his first full major league season, ranked 6th among AL relievers with a 1.69 BB/9 IP ratio...pitched a scoreless inning on April 10 at DET for his first career win...pitched three hitless innings in a 8-4 win on April 12 at KC for his first career save...his homer allowed to Jonny Gomes on April 30 vs.

BOS was the first of his career, snapping a record 44 consecutive homerless apps to begin a Blue Jays career...this was broken by Joe Biagini (49) in 2016.

2012 | Selected by the Blue Jays from Double-A New Hampshire on July 13...from that point through season's end, his 33 apps led the Blue Jays, ahead of Brandon Lyon (30)...made his major league debut on July 14 vs. CLE and retired all 6 BF.

2011 | His 48 apps for Class-A Dunedin tied for 4th in the Florida State League...made 12 apps for the Phoenix Desert Dogs in the Arizona Fall League.

2010 | Spent the entire season with Class-A Lansing and earned Midwest League midseason All-Star honors in his first full professional season.

PERSONAL | Selected by the Blue Jays in the ninth round of the 2009 June Draft out of Tulane University...totaled 49 apps (18 starts) over three seasons with the Green Wave...recorded a team-high 61 SO in 57.2 IP as a junior.



CAREER PITCHING

YEAR	CLUB	W	L	ERA	G	GS	CG	SHO	SV	IP	H	R	ER	HR	HB	BB-I	SO	WP	BK
2009	GCL Blue Jays	2	1	3.86	13	0	0	0	3	16.1	17	9	7	0	3	3-0	19	1	0
2010	Lansing	3	2	4.54	35	5	0	0	2	73.1	79	37	37	4	5	22-1	73	3	0
2011	Dunedin	4	3	4.66	48	0	0	0	5	65.2	67	38	34	6	6	27-2	56	6	1
2012	New Hampshire	0	3	2.78	37	0	0	0	3	45.1	46	19	14	4	5	14-1	43	3	1
	Toronto	0	2	2.64	33	0	0	0	0	30.2	26	10	9	0	0	2-0	21	1	1
2013	Toronto	4	6	2.47	64	0	0	0	2	69.1	66	23	19	5	7	13-4	53	2	0
2014	Toronto	4	4	3.15	71	0	0	0	4	68.2	50	25	24	4	6	30-5	56	5	0
2015	Toronto	2	5	4.46	60	0	0	0	0	42.1	47	24	21	6	6	7-0	46	0	0
	Buffalo	0	0	4.50	5	0	0	0	0	6.0	9	3	3	0	1	4-0	5	0	1
2016	Dunedin	0	1	18.00	3	0	0	0	0	2.0	3	4	4	0	0	4-0	2	0	0
	Buffalo	3	0	1.83	20	0	0	0	1	19.2	21	4	4	0	0	3-0	26	0	0
	Toronto	0	0	5.02	21	0	0	0	0	14.1	15	8	8	2	3	4-0	15	3	0
2017	Toronto	2	3	3.75	70	0	0	0	0	57.2	59	27	24	4	6	29-5	64	3	0
2018	Toronto	0	0	4.54	50	0	0	0	0	35.2	44	21	18	4	3	13-0	42	0	0
	Philadelphia	0	0	4.50	9	0	0	0	0	4.0	4	2	2	0	1	1-0	2	0	0
2019	San Diego	0	0	0.00	4	0	0	0	0	3.1	2	0	0	0	1	1-0	5	0	0
Minor League Totals		12	10	4.06	161	5	0	0	14	228.1	242	114	103	14	20	77-4	224	13	3
Major League Totals		12	20	3.45	382	0	0	0	6	326.0	313	140	125	25	33	100-14	304	14	1

DID YOU KNOW?

2020 TAMPA BAY RAYS BIRTHDAYS

JANUARY (4)

- 13 Oliver Drake (1987)
- 17 Colin Poche (1994)
- 18 Diego Castillo (1994)
- 28 Hunter Renfroe (1992)

FEBRUARY (2)

- 9 Vidal Bruján (1998)
- 28 Randy Arozarena (1995)

MARCH (5)

- 15 Mike Brosseau (1994)
- 17 Andrew Kittredge (1990)
- 22 Daniel Robertson (1994)
- 25 Mike Zunino (1991)
- 31 Brent Honeywell Jr. (1995)

APRIL (3)

- 11 Jonathan Erlichman (1990)
- 22 Kevin Kiermaier (1990)
- 26 Joey Wendle (1990)

MAY (5)

- 3 Austin Meadows (1995)
- 15 Trevor Richards (1993)
- 17 Brian O'Grady (1992)
- 19 Ji-Man Choi (1991)
- 21 José Alvarado (1995)

JULY (8)

- 2 Lucius Fox (1997)
- 5 Nick Anderson (1990)
- 6 Brandon Lowe (1994)
- 7 Nate Lowe (1995)
- 10 Jalen Beeks (1993)
- 14 Stan Boroski (1963)
- 15 Kevin Padlo (1996)
- 25 José Martínez (1988)

AUGUST (5)

- 7 Michael Perez (1992)
- Rodney Linares (1976)
- 8 Yandy Díaz (1991)
- 10 Anthony Banda (1993)
- 23 Tyler Glasnow (1993)

SEPTEMBER (4)

- 2 Willy Adames (1995)
- 9 Kyle Snyder (1977)
- 18 Ozzie Timmons (1970)
- 28 Manuel Margot (1994)

OCTOBER (2)

- 9 Chaz Roe (1986)
- 15 Chad Mottola (1971)

NOVEMBER (4)

- 11 Ronaldo Hernández (1997)
- 12 Charlie Morton (1983)
- 14 Matt Quattraro (1973)
- 26 Yoshi Tsutsugo (1991)

DECEMBER (6)

- 4 Blake Snell (1992)
- 6 Kevin Cash (1977)
- 16 Pete Fairbanks (1993)
- 18 Brendan McKay (1995)
- 26 Yonny Chirinos (1993)
- 31 Ryan Yarbrough (1991)



MILES MASTROBUONI

78 INF/OF



Miles James Mastrobuoni (mass-truh-BOH-nee)

BATS LEFT	THROWS RIGHT	HEIGHT 5'11"	WEIGHT 185
------------------	---------------------	---------------------	-------------------

OPENING DAY AGE **24**

MAJOR LEAGUE SERVICE **None**

BORN **10/31/95** in **San Ramon, CA**

RESIDES **Forked River, NJ**

SIGNING SCOUT **Alan Hull (Rays)**

ACQUIRED **Selected in the 14th round of the 2016 June Draft**

2019 | Spent most of the season with Double-A Montgomery, with the exception of a four-day stint with Triple-A Durham from July 4-7...ranked 5th in the Southern League with a .299 avg. and 7th with a .367 OBP...named to the SL midseason and postseason All-Star teams, the latter as the league's "Best Utility Player"...made starts at five different positions for the Biscuits: left field (34), right field (27), second base (23), center field (15) and third base (3)...named to the Rays Organizational All-Star Team by MLB.com.

2018 | Ranked 7th among Rays minor leaguers with 55 BB, including 50 BB with Class-A Charlotte to tie for 9th in the Florida State League...named to the FSL midseason All-Star Team...earned an Aug 20 promotion, ending the season with the Biscuits.

2017 | Named a Midwest League midseason All-Star in his first full professional season...ranked 8th among Rays minor leaguers with 51 BB.

2016 | Earned New York-Penn League midseason All-Star honors after signing with the Rays.

PERSONAL | Selected out of the University of Nevada, where he was named second team All-Mountain West in his only season there...hit .364 (83-for-228) with 17 2B and 40 RBI and ranked 2nd in the conference with 18 SB...prior to Nevada, attended the College of San Mateo for two seasons and was first team All-Conference both years...his brother, Marcus, is a catcher in the Cubs system.

CAREER BATTING

YEAR	CLUB	AVG	G	AB	R	H	2B	3B	HR	RBI	SH	SF	HB	BB-I	SO	SB	CS	GDP	OBP	SLG
2016	Hudson Valley	.267	61	221	26	59	11	3	0	21	2	1	1	25-0	41	9	7	5	.343	.344
2017	Bowling Green	.264	104	379	61	100	17	3	3	39	3	6	0	51-1	66	18	7	6	.346	.348
2018	Charlotte	.289	91	287	49	83	14	3	1	31	6	2	0	50-1	59	8	8	4	.392	.369
	Montgomery	.256	12	43	4	11	0	0	0	8	0	0	0	5-0	7	1	1	1	.333	.256
2019	Montgomery	.299	107	381	57	114	10	6	4	34	5	2	0	42-3	82	15	13	6	.367	.388
	Durham	.091	4	11	0	1	0	0	0	0	0	0	0	1-0	4	0	0	0	.167	.091
Minor League Totals		.278	379	1322	197	368	52	15	8	133	16	11	1	174-5	259	51	36	22	.360	.359



SHANE McCLANAHAN

Shane Peter McClanahan

BATS LEFT	THROWS LEFT	HEIGHT 6'1"	WEIGHT 200
------------------	--------------------	--------------------	-------------------

OPENING DAY AGE **22**

MAJOR LEAGUE SERVICE **None**

BORN **4/28/97** in **Baltimore, MD**

RESIDES **Cape Coral, FL**

SIGNING SCOUT **Brett Foley (Rays)**

ACQUIRED **Selected in the first round (31st overall) of the 2018 June Draft**

2019 | Advanced to Double-A Montgomery in his first full professional season...began the season with Class-A Bowling Green and was named to the Midwest League midseason All-Star Team... promoted to Class-A Charlotte on June 8 and to Montgomery on Aug 4...went 11-6 with a 3.36 ERA (120.2-IP, 45-ER) and 154 SO (11.49 SO/9 IP ratio) in 24 apps (22 starts) between the three levels...was 2nd among Rays minor leaguers in strikeouts and tied for 5th in wins...ranked by *Baseball America* as the No. 83 overall prospect in the minors following the season...was the No. 7 prospect in the Rays system, No. 11 prospect in the Florida State League and No. 5 prospect in the MWL.

2018 | Totaled 7 IP over 4 starts between the GCL Rays and Rookie-level Princeton after signing with

the Rays...ranked by *Baseball America* as the No. 12 prospect in the Rays system following the season... the publication also tabbed him as having the Best Fastball in the organization.

PERSONAL | Selected out of the University of South Florida...in 2018, spent four days at the Rays Dominican academy getting a firsthand look at the organization's Latin American operations...ranked by *Baseball America* as the No. 8 overall player in the 2018 June Draft...as a redshirt sophomore at USF, recorded 120 SO in 76.1 IP and his 14.1 SO/9 IP ratio ranked 2nd in Division I...missed the 2016 season recovering from Tommy John surgery... previously selected by the Mets in the 26th round of the 2015 June Draft out of Cape Coral (Fla.) High School, but did not sign.

CAREER PITCHING

YEAR	CLUB	W	L	ERA	G	GS	CG	SHO	SV	IP	H	R	ER	HR	HB	BB-I	SO	WP	BK
2018	GCL Rays	0	0	0.00	2	2	0	0	0	3.0	1	0	0	0	0	0-0	6	0	0
	Princeton	0	0	0.00	2	2	0	0	0	4.0	2	0	0	0	0	1-0	7	0	0
2019	Bowling Green	4	4	3.40	11	10	0	0	0	53.0	38	22	20	3	0	31-0	74	9	0
	Charlotte	6	1	1.46	9	8	0	0	0	49.1	33	11	8	1	1	8-0	59	3	0
	Montgomery	1	1	8.35	4	4	0	0	0	18.1	30	18	17	3	0	6-0	21	1	0
Minor League Totals		11	6	3.17	28	26	0	0	0	127.2	104	51	45	7	1	46-0	167	13	0

DECK MCGUIRE

William Deck McGuire

87

RHP



BATS **RIGHT**

THROWS **RIGHT**

HEIGHT **6'6"**

WEIGHT **220**

OPENING DAY AGE **30**

MAJOR LEAGUE SERVICE **100 days**

BORN **6/23/89 in Richmond, VA**

RESIDES **Castle Rock, CO**

SIGNING SCOUT **Eric McQueen (Blue Jays)**

ACQUIRED **Signed as a free agent, 2/14/20**

2019 | Spent the season with the Samsung Lions in the Korean Baseball Organization...led the team with 100 SO and ranked 3rd with 21 starts and 112.1 IP, but his 66 BB tied for most in the league.

2018 | Made 21 apps (4 starts) over eight stints in the majors with the Blue Jays and Angels, going 0-2 with a 6.16 ERA (38-IP, 26-ER)...designated for assignment by the Blue Jays on June 9 and claimed off waivers by the Rangers...traded to the Angels on June 19 after pitching only once for Triple-A Round Rock...went 5-3 with a 4.24 ERA (57.1-IP, 27-ER) in 15 apps (11 starts) at the Triple-A level between the three organizations.

2017 | Signed by the Reds on Feb 14 and spent the entire minor league season with Double-A Pensacola...selected to the active roster on Sep 12 and made his major league debut that night at STL, going 1.2 scoreless innings in a 13-4 loss...recorded his first career win in the season finale on Oct 1 at CHC, yielding 2 hits over five scoreless in his second career start...led the Southern League with 170 SO, ranked 2nd with a 1.08 WHIP and .208 opp avg and 3rd with a 2.79 ERA, earning midseason All-Star honors...signed by the Blue Jays on Nov 16.

2016 | In his only season in the Cardinals organization, made all but one of his starts for Triple-A Memphis...yielded 22 HR, tied for 2nd-most in the Pacific Coast League, and his 11 losses tied for 6th-most in the league...his 119 SO ranked 5th among Cardinals minor leaguers.

2015 | Signed by the Dodgers on March 31 and split the season between Double-A Tulsa and Triple-A Oklahoma City, going 9-6 with a 3.69 ERA (136.2-IP, 56-ER) in 30 apps (18 starts)...led Dodgers minor leaguers in innings and ranked 2nd with 119 SO...signed by the Cardinals on Nov 18.

2014 | Made 27 apps (26 starts) between Double-A New Hampshire and Triple-A Buffalo in the Blue Jays organization and Triple-A Sacramento in the Athletics organization...went 8-13 with a 5.10 ERA (150-IP, 85-ER) between the three affiliates...traded to the Athletics for cash considerations on July 25.

2013 | Spent his last full season in the Blue Jays organization with New Hampshire...ranked 2nd among Blue Jays minor leaguers with 143 SO and tied for 3rd with 9 wins...ranked 4th in the Eastern League in strikeouts but his 148 hits, 90 runs and 59 BB allowed all ranked among the league's Top 10.

2012 | Led the Eastern League with 15 losses and 103 runs allowed and tied for the league lead with 22 HR...recorded the league's 2nd-worst ERA among qualifiers...made 11 apps (1 start) for the Salt River Rafter in the Arizona Fall League...ranked by *Baseball America* as the No. 20 prospect in the Blue Jays system following the season.

2011 | Made his professional debut with Class-A Dunedin and finished his first professional season in Double-A...went 9-5 with a 3.02 ERA (125.1-IP, 42-ER) in 23 apps (21 starts) between the two levels...named to the Florida State League midseason All-Star Team...promoted on July 26 but missed most of the final month with a left oblique strain...ranked 5th among Blue Jays minor leaguers with 124 SO and tied for 6th in wins...ranked by *Baseball America* as the No. 8 prospect in the Blue Jays system following the season...the publication also tabbed him as having the Best Slider in the organization for a second consecutive year.

PERSONAL | Selected by the Blue Jays in the first round (11th overall) of the 2010 June Draft out of Georgia Tech...ranked by *Baseball America* as the No. 95 overall prospect in the minors following the 2010 season despite not yet making his professional debut...went 28-7 with a 3.28 ERA (291-IP, 106-ER) and 306 SO over three seasons with the Yellow Jackets...named the Atlantic Coast Conference Pitcher of the Year in 2009, the first in Georgia Tech history to receive the honor...twice was named first team All-State at Deep Run High School in Glen Allen, Va. and won the state's Player of the Year Award as a senior in 2007.



CAREER PITCHING

YEAR	CLUB	W	L	ERA	G	GS	CG	SHO	SV	IP	H	R	ER	HR	HB	BB-I	SO	WP	BK
2011	Dunedin	7	4	2.75	19	18	0	0	0	104.2	89	38	32	9	6	38-0	102	1	0
	New Hampshire	2	1	4.35	4	3	1	0	0	20.2	20	10	10	4	1	7-0	22	3	0
2012	New Hampshire	5	15	5.88	28	28	0	0	0	144.0	162	103	94	22	6	62-0	97	7	0
2013	New Hampshire	9	10	4.86	27	26	1	0	0	157.1	148	90	85	12	4	59-1	143	7	0
2014	New Hampshire	3	4	2.98	10	10	0	0	0	60.1	58	28	20	3	3	17-0	47	3	0
	Buffalo	3	5	5.56	10	10	0	0	0	55.0	57	37	34	12	1	23-0	38	1	0
	Sacramento	2	4	8.05	7	6	0	0	0	34.2	49	32	31	5	0	16-1	16	1	0
2015	Tulsa	4	2	3.55	18	9	0	0	1	71.0	58	28	28	5	0	19-3	66	4	1
	Oklahoma City	5	4	3.84	12	9	0	0	0	65.2	70	30	28	6	3	17-1	53	2	0
2016	Memphis	7	11	5.10	26	26	1	1	0	134.0	134	79	76	22	5	50-4	111	6	1
	Springfield	0	0	0.00	1	1	0	0	0	7.0	2	1	0	0	1	3-1	8	0	0
2017	Pensacola	9	9	2.79	28	27	0	0	0	168.0	125	58	52	13	4	57-0	170	5	2
	Cincinnati	1	1	2.63	6	2	0	0	0	13.2	10	6	4	1	1	2-0	11	0	0
2018	Buffalo	4	2	3.22	8	8	0	0	0	44.2	33	18	16	3	2	19-0	40	1	0
	Toronto	0	0	6.48	4	0	0	0	0	8.1	9	6	6	2	0	5-0	7	0	0
	Round Rock	0	0	27.00	1	0	0	0	0	1.2	5	5	5	1	0	4-0	0	0	0
	Los Angeles-AL	0	2	6.07	17	4	0	0	0	29.2	29	22	20	7	5	21-0	26	2	0
	Salt Lake	1	1	4.91	6	3	0	0	0	11.0	9	6	6	2	1	5-0	10	0	0
2019	Samsung (Korea)	4	8	5.05	21	21	1	1	0	112.1	119	68	63	13	6	66-0	100	3	2
Minor League Totals		61	72	4.31	205	184	3	1	1	1079.2	1019	563	517	119	37	396-11	923	41	4
Major League Totals		1	3	5.23	27	6	0	0	0	51.2	48	34	30	10	6	28-0	44	2	0

DID YOU KNOW?

ALL-STAR BALLOTING

In 2019, Major League Baseball introduced a revamped All-Star balloting process that features two phases of fan voting to determine the starting position players. The top three vote-getters at each position (and top nine outfielders) from The Primary phase advance to The Starters Election. Fans then elect nine starters to the AL All-Star Team and eight to the NL squad.

The pitchers and reserves for both All-Star teams—totaling 23 for the AL and 24 for the NL—will be determined through a combination of player balloting and selections made by the Commissioner's Office. The managers of the teams that played in the previous year's World Series then choose the batting orders and starting pitchers.

Also introduced in 2019, should the All-Star Game go to extra innings, both clubs begin the 10th inning—and all subsequent innings—with a runner on second base.

Since the first All-Star Game in 1933, selection of the All-Stars has shifted on several occasions between fans, players, managers and MLB. In 1933-34, selection of the All-Star teams was up to the fans, who could vote for All-Stars through newspaper ads featuring official ballots. From 1935-46, each league's eight managers selected the participants while the All-Star managers chose the starters. Balloting for the starting lineups, tabulated by the Associated Press, returned to the fans from 1947-57. However, a case of ballot-stuffing by Cincinnati fans in 1957 prompted Commissioner Ford Frick to make player selection the privilege of managers, players and coaches from 1958-69.

Commissioner Bowie Kuhn returned voting to the fans in 1970. Since then, All-Star fan balloting has developed into the largest voter participation program in the U.S. outside of state and national elections.



SAM McWILLIAMS

Samuel Rutherford McWilliams

64

RHP



BATS **RIGHT**

THROWS **RIGHT**

HEIGHT **6'7"**

WEIGHT **230**

OPENING DAY AGE **24**

MAJOR LEAGUE SERVICE **None**

BORN **9/4/95 in Orlando, FL**

RESIDES **Hendersonville, TN**

SIGNING SCOUT **Nate Dion (Phillies)**

ACQUIRED **From the Arizona Diamondbacks along with LH Colin Poche (as players to be named, 5/1/18), LH Anthony Banda and INF Nick Solak in a three-team trade with the New York Yankees in exchange for OF Steven Souza Jr., 2/20/18**

2019 | Former Rule 5 Draft selection rejoined the Rays organization after he was offered back by the Royals on March 23...split the season between Double-A Montgomery and Triple-A Durham, going 7-9 with a 4.10 ERA (131.2-IP, 60-ER) in 26 apps (19 starts)...tied for 7th among Rays minor leaguers with 109 SO...named to the Southern League midseason All-Star Team...recorded a scoreless streak of 26 IP spanning 4 starts from May 30-June 14...named SL Player of the Week for June 3-9 after consecutive scoreless starts.

2018 | Began the season with Class-A Visalia in the Diamondbacks organization, then pitched for Class-A Charlotte and Montgomery in the Rays system following a May 1 acquisition as a player to be named in the Steven Souza Jr. trade...between the two organizations, went 7-9 with a 4.38 ERA (137.2-IP, 67-ER) in 27 apps (23 starts)...named SL Player of the Week for June 4-10, going 2-0 with a 1.38 ERA (13-IP, 2-ER) in 2 starts—the third and fourth Double-A starts of his career...selected by the Royals with the second overall pick in the

major league phase of the Rule 5 Draft...ranked by *Baseball America* as the No. 13 prospect in the Royals system following the season.

2017 | Named to the Midwest League midseason and postseason All-Star teams...ranked among MWL leaders in wins (11, tied for 5th), ERA (2.84, 2nd) and WHIP (1.08, 3rd)...his 11 wins tied for 3rd among Diamondbacks minor leaguers...named MWL Pitcher of the Week for July 3-9...ranked by *Baseball America* as the No. 13 prospect in the Diamondbacks system following the season.

2016 | Spent his first season in the Diamondbacks organization with Class-A Kane County.

2015 | Pitched a second consecutive season with the GCL Phillies...traded to the D-backs on Nov 14 for right-handed pitcher Jeremy Hellickson.

PERSONAL | Selected by the Phillies in the eighth round of the 2014 June Draft out of Beech (Tenn.) High School...his brother, Ian, was selected by the Mets in the 22nd round of the 2017 June Draft, but opted for college at UAB.

CAREER PITCHING

YEAR	CLUB	W	L	ERA	G	GS	CG	SHO	SV	IP	H	R	ER	HR	HB	BB-I	SO	WP	BK
2014	GCL Phillies	2	3	5.40	9	5	0	0	0	25.0	28	16	15	1	1	6-0	10	4	2
2015	GCL Phillies	0	2	3.27	7	7	0	0	0	33.0	29	13	12	1	3	5-0	21	3	1
2016	Kane County	3	6	3.98	15	15	0	0	0	74.2	86	43	33	4	2	18-0	43	2	1
2017	Kane County	11	6	2.84	25	25	0	0	0	133.0	112	46	42	5	4	31-2	98	4	0
2018	Visalia	1	1	2.10	5	5	0	0	0	25.2	20	7	6	1	0	6-0	32	3	0
	Charlotte	0	1	3.86	3	3	0	0	0	11.2	13	6	5	0	2	3-0	7	2	0
	Montgomery	6	7	5.02	19	15	0	0	0	100.1	111	61	56	13	5	40-0	94	10	0
2019	Montgomery	6	3	2.05	15	11	0	0	0	87.2	80	22	20	3	10	30-0	66	8	0
	Durham	1	6	8.18	11	8	0	0	0	44.0	72	44	40	7	6	17-1	43	5	0
Minor League Totals		30	35	3.85	109	94	0	0	0	535.0	551	258	229	35	33	156-3	414	41	4



RENÉ PINTO

René Rafael Pinto Escobar

79

C



BATS **RIGHT**

THROWS **RIGHT**

HEIGHT **5'10"**

WEIGHT **195**

OPENING DAY AGE **23**

MAJOR LEAGUE SERVICE **None**

BORN **11/2/96 in Maracay, VEN**

RESIDES **Palo Negro, VEN**

SIGNING SCOUT **William Bergolla, Ronnie Blanco and Marlon Roche (Rays)**

ACQUIRED **Signed as a free agent, 10/1/13**

Has thrown out 40.3 pct. (125 of 310) of attempted base stealers over his minor league career, including 45.5 pct. (45 of 99) in the last two seasons.

2019 | In his first career Double-A action, appeared in 77 games for Montgomery including 65 starts at catcher...hit .283/.362/.417 (17-for-60) with 8 2B and 24 RBI with RISP...hit .305/.337/.512 (25-for-82) with 8 2B, 3 HR and 15 RBI in his last 23 games.

2018 | Limited to 72 games for Class-A Charlotte due to an April 13-May 8 stint on the injured list for a left hamstring strain...his .301 avg. was his best since 2015 (.323) and his 21 2B were a career high...played 15 games for the Navegantes del Magallanes in the Venezuelan Winter League...ranked by *Baseball America* as the Best Defensive Catcher in the FSL in its Best Tools survey.

2017 | Spent the entire season with Class-A Bowling Green, aside from a 4-game rehab assignment with the GCL Rays for a left wrist sprain...between the two levels, his 82 hits and 39 RBI were career highs...helped the Hot Rods make the post-season for a second consecutive year.

2016 | Split the season between the GCL Rays and Rookie-level Princeton, batting .262/.304/.483

(39-for-149) with a career-high 8 HR in 40 games...promoted on Aug 4 and homered in his first Appalachian League game, on Aug 6 at Pulaski (Yankees)...played 8 games for the Navegantes del Magallanes in the Venezuelan Winter League.

2015 | Named Most Valuable Player for the VSL Rays by the Rays Baseball Operations department...spent a second consecutive season with the VSL Rays and led the league with a .323 avg., .552 SLG and 27 XBH...also ranked among league leaders in runs (42, 3rd), doubles (14, tied for 4th), triples (7, 2nd), home runs (6, tied for 2nd), RBI (38, 4th) and total bases (111, 2nd)...led qualifying VSL catchers in throwing out 47.9 pct. (23 of 48) of attempted base stealers...named to the Rays Organizational All-Star Team by MLB.com.

2014 | Threw out 50.0 pct. (24 of 48) of attempted base stealers in his first professional season.

PERSONAL | His father, René Sr., was also a right-handed hitting catcher who played seven seasons in the Yankees system from 1994-2000 and played for the Venezuelan national team at international tournaments...his trainer, Jaime Torres, played in the Yankees system from 1992-99.

CAREER BATTING

YEAR	CLUB	AVG	G	AB	R	H	2B	3B	HR	RBI	SH	SF	HB	BB-I	SO	SB	CS	GDP	OBP	SLG
2014	VSL Rays	.264	40	144	15	38	9	0	1	11	0	1	2	10-0	25	4	0	2	.318	.347
2015	VSL Rays	.323	51	201	42	65	14	7	6	38	0	5	4	17-0	29	5	4	3	.379	.552
2016	GCL Rays	.222	22	81	9	18	2	0	2	13	0	1	2	4-0	21	0	0	1	.273	.321
	Princeton	.309	18	68	13	21	7	0	6	15	0	1	1	3-0	17	0	0	0	.342	.676
2017	Bowling Green	.283	70	269	30	76	16	2	2	36	0	4	3	17-0	41	1	0	9	.328	.379
	GCL Rays	.429	4	14	4	6	1	0	1	3	0	0	0	3-0	1	0	0	0	.529	.714
2018	Charlotte	.301	72	246	35	74	21	1	1	38	2	8	1	23-0	43	1	1	7	.353	.407
2019	Montgomery	.235	77	260	23	61	16	0	5	30	0	1	4	22-0	68	1	2	4	.303	.354
Minor League Totals		.280	354	1283	171	359	86	10	24	184	2	21	17	99-0	245	12	7	26	.335	.419



BROOKS POUNDERS

86**RHP**

Brooks Casey Pounders

BATS RIGHT**THROWS RIGHT****HEIGHT 6'5"****WEIGHT 265****OPENING DAY AGE 29****MAJOR LEAGUE SERVICE 1 year, 10 days****BORN 9/26/90 in Riverside, CA****RESIDES Temecula, CA****SIGNING SCOUT Sean Campbell (Pirates)****ACQUIRED Signed as a free agent, 2/14/20**

Has spent parts of the last four seasons in the majors, totaling 45 apps between the Royals, Angels, Rockies and Mets.

2019 | Acquired by the Mets from the Indians on June 15 for cash considerations and selected to the active roster that same day...made 7 apps in his only stint with the Mets, June 15–July 1...designated for assignment on Aug 20 and outrighted to the minors on Aug 23...went 3-3 with a 4.31 ERA (56.1-IP, 27-ER) in 43 apps (1 start) spanning two organizations in the International League.

2018 | Was on the Rockies active roster from April 24–June 26, appearing in 14 games...only seven of his 14 apps were scoreless, and right-handed batters hit .444 (16-for-36) with 6 2B and 2 HR off him...outrighted off the 40-man roster on July 15...missed most of September with a right forearm contusion...signed by the Indians on Dec 22.

2017 | Made 11 apps over five stints with the Angels before being designated for assignment on Sep 8...signed by the Rockies on Dec 5.

2016 | Made 13 apps over three stints with the Royals, his first career major league action...was in the majors from July 5–15, July 28–Aug 2 and Aug 31 through season's end...made his major league debut on July 5 at TOR, pitching the 6th and 7th innings of an 8-3 loss...yielded a run in the 7th on a sacrifice fly off the bat of Kevin Pillar...recorded his first win in his second career app, July 7 vs. SEA, pitching a scoreless 9th inning before the Royals won in walk-off fashion...made 31 apps (7 starts) for Triple-A Omaha and named to the Pacific Coast League midseason All-Star Team...traded to the Angels on Dec 1 for Jared Ruxer...ranked by *Baseball America* as the No. 20 prospect in the Angels system following the season.

2015 | Went 3-5 with a 3.42 ERA (68.1-IP, 19-ER) in 15 starts between four teams in the Royals system...missed the start of the season with a right shoulder strain...began a rehab assignment with the Rookie-level AZL Royals on June 29...did not allow a run in 3 starts spanning 12 IP for the Surprise Saguaros in the Arizona Fall League.

2014 | Missed the first half of the season recovering from Tommy John surgery...went 0-2 with a 4.40 ERA (30.2-IP, 15-ER) in 9 apps (8 starts) between Rookie-level Idaho Falls and Class-A Wilmington...was the winner of Minor League Baseball's annual Moniker Madness contest, which has fans vote on the best name in the game.

2013 | Spent the entire season with Double-A Northwest Arkansas...ranked 5th among Royals minor leaguers with a 1.28 WHIP and 6th with a .247 opp avg....named Texas League Pitcher of the Week for June 24-30 after pitching a 9-inning no-hitter on June 27 vs. Midland (Athletics)...became the first Nationals pitcher to throw a complete game no-hitter...missed the final two weeks of the season with right elbow inflammation and underwent Tommy John surgery in the offseason.

2012 | Went 9-6 with a 3.96 ERA (134-IP, 59-ER) in 28 apps (23 starts) between two levels...named Carolina League Pitcher of the Week for Aug 13-19.

2011 | Spent his third and final season in the Pirates organization with Class-A West Virginia...traded to the Royals on Dec 7 for Yamaico Navarro.

PERSONAL | Selected by the Pirates in the second round of the 2009 June Draft out of Temecula Valley (Calif.) High School, where he went 9-2 with a 1.96 ERA (64.1-IP, 18-ER) and 91 SO as a senior...committed to the University of Southern California before signing with the Pirates...his father, Brad, went in the third round of the 1984 June Draft and played five seasons in the Padres system.



CAREER PITCHING

YEAR	CLUB	W	L	ERA	G	GS	CG	SHO	SV	IP	H	R	ER	HR	HB	BB-I	SO	WP	BK
2009	GCL Pirates	2	2	3.04	9	4	0	0	0	23.2	19	11	8	1	1	11-0	20	2	0
2010	State College	3	3	4.46	16	4	0	0	1	42.1	40	26	21	5	5	15-0	29	4	0
2011	West Virginia	5	5	3.68	36	1	0	0	3	66.0	61	29	27	9	13	14-0	72	4	0
2012	Kane County	3	2	3.38	12	8	0	0	0	50.2	52	32	19	2	3	19-0	57	5	0
	Wilmington	6	4	4.32	16	15	0	0	0	83.1	87	41	40	5	7	25-1	75	7	1
2013	NW Arkansas	5	7	4.50	27	19	1	1	1	116.0	107	63	58	12	11	42-0	100	3	0
2014	Idaho Falls	0	1	4.80	6	5	0	0	0	15.0	13	9	8	0	0	5-0	19	1	0
	Wilmington	0	1	4.02	3	3	0	0	0	15.2	16	9	7	0	1	7-0	18	1	0
2015	AZL Royals	0	0	1.50	4	4	0	0	0	6.0	5	4	1	0	1	0-0	5	0	0
	Idaho Falls	0	0	0.00	1	1	0	0	0	3.0	1	0	0	0	1	3-0	4	0	0
	Wilmington	0	1	5.40	2	2	0	0	0	10.0	12	6	6	1	1	1-0	10	0	0
	NW Arkansas	3	4	2.19	8	8	0	0	0	49.1	39	16	12	3	3	19-0	32	1	1
2016	Omaha	5	3	3.14	31	7	0	0	0	80.1	67	29	28	5	5	37-3	90	4	1
	Kansas City	2	1	9.24	13	0	0	0	0	12.2	19	13	13	6	0	3-0	13	0	1
2017	Salt Lake	2	2	2.63	38	2	0	0	6	51.1	42	18	15	6	1	15-0	49	3	0
	Los Angeles-AL	1	0	10.45	11	0	0	0	0	10.1	17	12	12	4	1	5-1	12	0	1
2018	Albuquerque	2	3	3.48	26	0	0	0	0	31.0	28	12	12	3	1	10-0	36	1	0
	Colorado	0	1	7.63	14	0	0	0	0	15.1	25	13	13	3	2	2-0	17	1	0
2019	Columbus	2	1	2.31	24	0	0	0	1	35.0	19	9	9	4	3	11-1	46	1	0
	New York-NL	1	0	6.14	7	0	0	0	0	7.1	9	5	5	1	1	2-0	5	1	0
	Syracuse	1	2	7.59	19	1	0	0	0	21.1	29	19	18	4	4	9-1	20	4	0
Minor League Totals		39	41	3.72	278	84	1	1	12	700.0	637	333	289	60	61	243-6	682	41	3
Major League Totals		4	2	8.47	45	0	0	0	0	45.2	70	43	43	14	4	12-1	47	2	2

DID YOU KNOW?

SPECIAL SEATS

Fans at Tropicana Field will notice two golden seats, one white seat and one seat memorialized with a plaque in the right field seating area. The golden seat in the third row of Section 148 is the location where the Rays first home run landed, a two-run shot hit by Wade Boggs off DET Justin Thompson in the 6th inning of the Rays inaugural game on March 31, 1998. The other golden seat, in Section 144, marks the spot where Boggs' 3,000th hit landed, a two-run home run off CLE Chris Haney on Aug 7, 1999. The white seat in Section 140 (Row T, Seat 10) marks the spot where Dan Johnson's two-out, 9th-inning, game-tying home run landed against the Yankees in Game 162 of the 2011 season. Three innings later, Evan Longoria hit a walk-off homer to left field giving the Rays an 8-7 win, clinching the AL Wild Card.

Finally, on July 11, 2015, the Rays dedicated a special seat above the right field walkway that will always remain empty in remembrance of prisoners of war (POW) and those missing in action (MIA). Then-president of baseball operations Matt Silverman and pitcher Matt Moore joined World War II veteran and former POW Andrew H. Hines Jr. and Rep. David Jolly of the 13th Congressional District in the pregame ceremony.



JOE RYAN

Joseph Philip Ryan

67

RHP



BATS **RIGHT**

THROWS **RIGHT**

HEIGHT **6'2"**

WEIGHT **205**

OPENING DAY AGE **23**

MAJOR LEAGUE SERVICE **None**

BORN **6/5/96 in San Francisco, CA**

RESIDES **San Anselmo, CA**

SIGNING SCOUT **Alan Hull (Rays)**

ACQUIRED **Selected in the seventh round of the 2018 June Draft**

2019 | Named Minor League Pitcher of the Year by the Rays Baseball Operations department...advanced to Double-A Montgomery in his first full professional season...began the season with Class-A Bowling Green, promoted to Class-A Charlotte on May 13 and to Montgomery on Aug 12...went 9-4 with a 1.96 ERA (123.2-IP, 27-ER) and 183 SO in 24 apps (22 starts) between the three levels...his 183 SO ranked 2nd in the minors and ranked 3rd all-time for a Rays minor leaguer behind Matt Moore in 2011 (210) and 2010 (208)...ranked 5th among Rays minor leaguers in ERA (min. 50 IP)...despite only 82.2 IP with the Stone Crabs, his 112 SO tied for 6th in the Florida State League...named FSL Pitcher of the Week for June 17-23 and Aug 5-11...named the organization's Pitcher of the Month for both July and August, going 2-0 with a 1.49 ERA (48.1-IP, 8-ER) and 75 SO in 9 starts over that stretch...yielded 3 runs or fewer in all but one of his 24 apps, 2 runs or fewer 19 times and 1 run or fewer 14 times...named to the

Rays Organizational All-Star Team by MLB.com...ranked by *Baseball America* as the No. 98 overall prospect in the minors following the season...was the No. 10 prospect in the Rays system and No. 10 prospect in the FSL.

2018 | Began his professional career with Short-A Hudson Valley...combined for 23 SO in 13 IP over his final 3 starts of the season, Aug 16-28.

PERSONAL | Selected out of California State University Stanislaus after going 8-1 with a 1.65 ERA (98.1-IP, 18-ER) in 14 starts as a senior and leading all divisions of collegiate baseball with 127 SO during the regular season...earned three selections to All-American teams, including first team All-American honors by the Division II Conference Commissioners Association...pitched three seasons at Cal State Northridge before transferring to Cal State Stanislaus...previously selected by the Giants in the 39th round of the 2014 June Draft out of Sir Francis Drake (Calif.) High School, but did not sign.

CAREER PITCHING

YEAR	CLUB	W	L	ERA	G	GS	CG	SHO	SV	IP	H	R	ER	HR	HB	BB-I	SO	WP	BK
2018	Hudson Valley	2	1	3.72	12	7	0	0	0	36.1	26	15	15	3	3	14-0	51	2	0
2019	Bowling Green	2	2	2.93	6	6	0	0	0	27.2	19	13	9	2	1	11-0	47	1	0
	Charlotte	7	2	1.42	15	13	0	0	0	82.2	47	16	13	3	5	12-1	112	5	0
	Montgomery	0	0	3.38	3	3	0	0	0	13.1	11	5	5	2	0	4-0	24	0	0
Minor League Totals		11	5	2.36	36	29	0	0	0	160.0	103	49	42	10	9	41-1	234	8	0



PHOENIX SANDERS

Phoenix Clark Sanders

BATS RIGHT	THROWS RIGHT	HEIGHT 5'10"	WEIGHT 205
-------------------	---------------------	---------------------	-------------------

OPENING DAY AGE **24**

MAJOR LEAGUE SERVICE **None**

BORN **6/5/95 in Augsburg, GER**

RESIDES **Tallahassee, FL**

SIGNING SCOUT **Brett Foley (Rays)**

ACQUIRED **Selected in the 10th round of the 2017 June Draft**



2019 | Split the season between Double-A Montgomery and Triple-A Durham, with two stints at each level...combined to go 4-3 with a 1.92 ERA (61-IP, 13-ER) in 45 apps (1 start)...ranked 4th among Rays minor leaguers in ERA (min. 50 IP)...named to the Southern League midseason All-Star Team...ranked 2nd in the SL with 15 saves, which was 2nd among Rays minor leaguers...in spring training, pitched an immaculate inning in an exhibition game against his alma mater...came in the 9th inning of a 5-2 win over South Florida.

2018 | Split the season between Class-A Bowling Green and Class-A Charlotte, earning an Aug 6 promotion...went 6-4 with a 3.08 ERA (64.1-IP, 22-ER) in 34 apps between the two levels...made 9 apps for the Peoria Javelinas in the Arizona Fall League.

2017 | Began his professional career with Rookie-level Princeton...his last 4 apps came as a starter.

PERSONAL | Selected out of the University of South Florida after going 6-2 with a 2.78 ERA (97-IP, 30-ER) in 16 starts as a senior...ranked 2nd in the American Athletic Conference with 109 SO and 4th in ERA...did not receive any Division I offers out of high school and attended Daytona State College as a freshman and sophomore...is attempting to become the third German-born player to appear for the Rays, following pitchers Steve Kent (2002) and Edwin Jackson (2006-08).

CAREER PITCHING

YEAR	CLUB	W	L	ERA	G	GS	CG	SHO	SV	IP	H	R	ER	HR	HB	BB-I	SO	WP	BK
2017	Princeton	2	3	4.42	14	5	0	0	0	38.2	42	24	19	7	1	10-0	40	5	1
2018	Bowling Green	5	3	3.02	28	0	0	0	3	50.2	44	22	17	2	2	19-0	71	4	0
	Charlotte	1	1	3.29	6	0	0	0	0	13.2	10	5	5	0	1	3-0	18	2	0
2019	Montgomery	3	3	1.81	37	1	0	0	15	49.2	35	17	10	3	2	23-1	57	2	0
	Durham	1	0	2.38	8	0	0	0	0	11.1	9	3	3	2	0	3-0	11	0	0
Minor League Totals		12	10	2.96	93	6	0	0	18	164.0	140	71	54	14	6	58-1	197	13	1

DID YOU KNOW?

THREE-BATTER MINIMUM

New for 2020, the starting pitcher and any relief pitcher must pitch to a minimum of three batters, until the batters are retired or reach base, or until the half-inning is over. An exception exists if the substitute pitcher sustains injury or illness which, in the Crew Chief's judgment, incapacitates him from pitching. This rule was created in an effort to reduce the number of pitching changes and, in turn, cut down the average game time.



RYAN SHERRIFF

Ryan Sebastian Sherriff

71

LHP



BATS **LEFT**

THROWS **LEFT**

HEIGHT **6'1"**

WEIGHT **190**

OPENING DAY AGE **29**

MAJOR LEAGUE SERVICE **78 days**

BORN **5/25/90 in Culver City, CA**

RESIDES **Los Angeles, CA**

ACQUIRED **Signed as a free agent, 10/17/18**

Combining the minors and majors, since transitioning to reliever in 2014, is 17-13 with a 3.05 ERA (259.2-IP, 88-ER) in 200 apps (5 starts).

2019 | Began a rehab assignment with the GCL Rays on Aug 6, returning from Tommy John surgery...was officially reinstated from the injured list on Aug 24 and made 2 apps for Class-A Charlotte.

2018 | Was with the Cardinals from March 31-May 7, which included a stint on the 10-day IL for a fractured right big toe...reinstated on May 3 and made 5 apps for Triple-A Memphis following his option...underwent Tommy John surgery on June 4, performed by Dr. Neal ElAttrache...released by the Cardinals on Aug 26 and signed by the Rays to a three-year minor league contract on Oct 17.

2017 | Pitched for Team Israel in the World Baseball Classic qualifying rounds...named to the Pacific Coast League midseason All-Star Team...selected to the Cardinals active roster on Aug 23 and made his major league debut as a 27-year-old on Aug 25 vs. TB, pitching three scoreless innings in relief...faced Kevin Kiermaier in a Players Weekend showdown, resulting in a pitcher-hitter matchup of Sherriff vs. Outlaw.

2016 | Spent the entire season with Memphis and made the Pacific Coast League midseason All-Star Team...made 9 apps for the Glendale Desert Dogs in the Arizona Fall League.

2015 | Missed over two months with Double-A Springfield with a left knee injury.

2014 | Converted to relief after making 42 starts over his first three minor league seasons.

2013 | Named Florida State League Pitcher of the Week for July 29-Aug 5...pitched a 1-hit shutout on Aug 3 at Dunedin (Blue Jays)...faced one batter over the minimum, and his no-hit bid was spoiled in the 9th inning on a leadoff single by Matt Newman.

2012 | Tied for 5th in the FSL with 10 wins...named the Cardinals Minor League Pitcher of the Month for June.

PERSONAL | Selected by the Cardinals in the 28th round of the 2011 June Draft out of West Los Angeles College...graduated from Culver City (Calif.) High School and began his collegiate career at Glendale (Calif.) Community College...previously selected by the Nationals in the 33rd round of the 2010 June Draft, but did not sign.

CAREER PITCHING

YEAR	CLUB	W	L	ERA	G	GS	CG	SHO	SV	IP	H	R	ER	HR	HB	BB-I	SO	WP	BK
2011	Johnson City	2	2	4.54	9	5	0	0	0	33.2	38	18	17	4	0	8-0	24	3	0
	Batavia	1	1	2.70	3	3	0	0	0	16.2	14	5	5	0	1	2-0	7	2	0
2012	Palm Beach	10	3	3.25	16	16	1	1	0	97.0	79	40	35	7	1	20-0	57	2	1
	Springfield	2	1	3.33	5	5	0	0	0	27.0	34	10	10	0	1	9-1	18	2	0
2014	Springfield	2	7	2.64	40	3	0	0	2	64.2	63	21	19	3	1	19-3	48	3	0
	Memphis	0	0	6.75	4	0	0	0	0	4.0	9	3	3	1	0	1-0	4	0	0
2015	Springfield	1	1	3.15	27	0	0	0	0	34.1	36	13	12	4	0	12-1	31	1	0
	Memphis	0	0	1.69	3	0	0	0	0	5.1	3	1	1	1	0	3-0	2	0	0
2016	Memphis	7	1	2.84	49	0	0	0	3	66.2	66	27	21	4	0	23-1	55	0	1
2017	Memphis	5	1	3.19	48	0	0	0	6	53.2	40	22	19	2	1	13-2	47	3	0
	St. Louis	2	1	3.14	13	0	0	0	0	14.1	13	5	5	2	1	4-0	15	0	0
2018	St. Louis	0	0	6.35	5	0	0	0	0	5.2	8	4	4	1	1	2-0	3	0	0
	Memphis	0	1	6.75	5	0	0	0	0	4.0	6	3	3	1	1	1-0	4	0	0
2019	GCL Rays	0	0	0.00	4	2	0	0	0	4.0	5	2	0	0	0	0-0	3	0	0
	Charlotte	0	1	3.00	2	0	0	0	1	3.0	5	1	1	0	0	0-0	0	1	0
Minor League Totals		34	23	3.04	228	47	2	2	12	492.0	465	191	166	30	7	124-8	341	19	3
Major League Totals		2	1	4.05	18	0	0	0	0	20.0	21	9	9	3	2	6-0	18	0	0





AARON SLEGERS

Aaron Allan Slegers (SLEH-gurs)

57 RHP

BATS **RIGHT** / THROWS **RIGHT** / HEIGHT **6'10"** / WEIGHT **260**

OPENING DAY AGE **27** / MAJOR LEAGUE SERVICE **139 days**

BORN **9/4/92 in Long Beach, CA** / RESIDES **Scottsdale, AZ**

SIGNING SCOUT **Jeff Pohl (Twins)**

ACQUIRED **From the Pittsburgh Pirates in exchange for cash considerations, 3/30/19**

2019 | Claimed off waivers by the Pirates on Jan 11 and traded to the Rays for cash considerations on March 30...spent the entire season in the minors, aside from a three-day stint with the Rays...designated for assignment on May 16 to make room for Erik Kratz on the 40-man roster, but outrighted to the minors on May 21...made his only app for the Rays on Aug 23 at BAL, yielding a solo homer in a 3-inning save...became the tallest player in franchise history, passing Jeff Niemann (6'9") and Mark Hendrickson (6'9")...became the sixth pitcher to record a save in his Rays debut, first since Dale Thayer on May 22, 2009 at FLA.

2018 | Made 4 apps (2 starts) over three stints with the Twins, including his first career win on July 5 vs. BAL...his only run allowed in 6 IP was a solo homer to Jonathan Schoop...missed most of the second half with right shoulder inflammation.

2017 | Was with the Twins for two stints, including his major league debut as the 26th Man on Aug 17 vs. CLE (G2)...yielded 2 runs in 6.1 IP and received no decision...recalled on Sep 4 and remained in the majors through season's end...named the Twins Minor League Pitcher of the Year...his 15 wins led Triple-A pitchers and tied for 2nd in the minors...

ranked 3rd among Twins minor leaguers with 119 SO and 7th in the International League with a 3.40 ERA...named IL Pitcher of the Week for July 17-23, which included a 7-inning complete game.

2016 | Tied for 4th in the Southern League with 10 wins and ranked 9th with a 3.41 ERA...was on the 7-day IL from July 10-26 (right biceps tendinitis).

2015 | Split the season between Class-A Fort Myers and Double-A Chattanooga, going 9-10 with a 3.35 ERA (156-IP, 58-ER) in 25 starts...his 2.87 ERA for the Miracle ranked 4th in the Florida State League.

2014 | Made 23 starts between Class-A Cedar Rapids and Fort Myers, with an Aug 1 promotion.

2013 | Began his professional career with Rookie-level Elizabethton, ending the season on a scoreless streak of 15 IP spanning 6 apps, all in relief.

PERSONAL | Selected by the Twins in the fifth round of the 2013 June Draft out of Indiana University...limited to 10 IP between his senior year of high school and second season of college due to forearm pain, a broken right wrist and a stress fracture in his right tibia...named Big Ten Pitcher of the Year as a redshirt sophomore, going 9-2 with a 2.04 ERA (106-IP, 24-ER) in 18 starts.

CAREER PITCHING

YEAR	CLUB	W	L	ERA	G	GS	CG	SHO	SV	IP	H	R	ER	HR	HB	BB-I	SO	WP	BK
2013	Elizabethton	0	0	0.47	9	0	0	0	3	19.0	16	2	1	0	1	2-0	18	0	0
2014	Cedar Rapids	7	7	4.53	20	20	1	0	0	113.1	118	66	57	7	7	20-0	90	11	1
	Fort Myers	2	1	3.32	3	3	0	0	0	19.0	14	7	7	2	2	4-0	12	0	0
2015	Fort Myers	8	6	2.87	19	19	3	1	0	119.1	103	48	38	4	7	21-0	80	7	0
	Chattanooga	1	4	4.91	6	6	0	0	0	36.2	40	22	20	3	2	12-0	24	2	0
2016	Chattanooga	10	7	3.41	25	25	0	0	0	145.1	137	61	55	11	12	46-0	104	5	0
2017	Rochester	15	4	3.40	24	24	1	1	0	148.1	154	59	56	11	2	29-0	119	6	2
	Minnesota	0	1	6.46	4	3	0	0	0	15.1	12	12	11	3	0	6-0	9	0	0
2018	Rochester	5	7	3.80	15	15	1	0	0	85.1	85	41	36	12	4	19-0	57	0	0
	Minnesota	1	1	5.27	4	2	0	0	0	13.2	17	8	8	3	1	2-0	6	0	0
2019	Durham	6	7	5.05	26	15	1	0	0	112.1	130	72	63	22	7	28-1	80	4	0
	Tampa Bay	0	0	3.00	1	0	0	0	1	3.0	3	1	1	1	1	0-0	0	0	0
Minor League Totals		54	43	3.75	147	127	7	2	3	798.2	797	378	333	72	44	181-1	584	35	3
Major League Totals		1	2	5.62	9	5	0	0	1	32.0	32	21	20	7	2	8-0	15	0	0



KEVAN SMITH

Kevan Alan Smith

44

C



BATS **RIGHT**

THROWS **RIGHT**

HEIGHT **6'4"**

WEIGHT **230**

OPENING DAY AGE **31**

MAJOR LEAGUE SERVICE **3 years, 31 days**

BORN **6/28/88 in Pittsburgh, PA**

RESIDES **Pittsburgh, PA**

SIGNING SCOUT **Phil Gulley (White Sox)**

ACQUIRED **Signed as a free agent, 1/13/20**

Has spent parts of the last four seasons in the majors, totaling 213 games between the White Sox (2016-18) and Angels (2019).

2019 | Made the Angels Opening Day roster and spent the entire season in the majors, but was on the injured list three times: May 22–June 6 (concussion), June 19–July 11 (left hand metacarpal sprain) and Aug 11-23 (lumbar strain).

2018 | In his final year in the White Sox organization, missed the start of the season with a left ankle sprain and was optioned to Triple-A Charlotte after his April 21 reinstatement...recalled on June 5 and remained in the majors through season's end, but was on the paternity list from Aug 3-5 for the birth of his son, Wyatt Daniel, named after his late former teammate and close friend Daniel Webb...wore "Webby" on the back of his Players' Weekend jersey and hit his first home run of the season on his first swing of the game on Aug 25 at DET...claimed off waivers by the Angels on Oct 26.

2017 | Hit his first career homer on June 12 vs. BAL, coming off Wade Miley...his .283 avg. set a rookie record for a White Sox catcher (min. 150 AB).

2016 | Initially was recalled from Triple-A Charlotte on April 24 to make his major league debut at Rogers Centre but scratched from the starting lineup due to back spasms...placed on the injured list the next day with sacroiliac joint dysfunction, then optioned back to Charlotte after his May 22 reinstatement...recalled on Sep 1 and debuted that night in a loss at MIN...recorded his first career hit on Sep 17 at KC, a 5th-inning single off Dillon Gee.

2015 | Spent the entire season with Charlotte, batting .299 (52-for-174) with the bases empty but only .214 (31-for-145) with runners on base.

2014 | Named to the Southern League midseason All-Star Team and ranked 8th in the league with a .376 OBP...played 12 games for the Glendale Desert Dogs in the Arizona Fall League...ranked by *Baseball America* as the No. 15 prospect in the White Sox system following the season.

2013 | Ranked 5th in the Carolina League with a .286 avg. and .370 OBP and 7th with 53 RBI...named to the White Sox Organizational All-Star Team by MLB.com.

2012 | Split the season between Class-A Kannapolis and Class-A Winston-Salem, batting .281/.338/.434 (117-for-417) with 10 HR and 83 RBI...ranked 5th among White Sox minor leaguers in RBI...named to the South Atlantic League midseason All-Star Team and the White Sox Organizational All-Star Team by MLB.com...ranked by *Baseball America* as the No. 27 prospect in the White Sox system following the season.

2011 | Split his first professional season between Rookie-level Bristol and Rookie-level Great Falls...hit .478 (11-for-23) with 2 HR and 8 RBI in the Pioneer League postseason, helping Great Falls win the league championship...ranked by *Baseball America* as the No. 28 prospect in the White Sox system following the season...was the No. 20 prospect in the Appalachian League and No. 17 prospect in the Pioneer League.

PERSONAL | Selected by the White Sox in the seventh round of the 2011 June Draft out of the University of Pittsburgh...played three seasons of football for coach Dave Wannstedt at Pitt...lining up alongside future NFL running back LeSean McCoy, passed for 202 yards in his first start at quarterback, the top passing performance by freshman quarterback making his first start for the Panthers since the program began tracking such records in 1979...gave up football after the 2009 season when the Panthers coaching staff suggested the then-fourth-string quarterback switch positions to fullback, tight end or linebacker...he and his wife, Jessica, named their first son, Wyatt Daniel, after his late former teammate and close friend Daniel Webb, whose full name was Robert Wyatt McDaniel Webb...wears "Webby" on the back of his Players' Weekend jersey.



CAREER BATTING

YEAR	CLUB	AVG	G	AB	R	H	2B	3B	HR	RBI	SH	SF	HB	BB-I	SO	SB	CS	GDP	OBP	SLG
2011	Bristol	.396	26	96	24	38	10	1	7	32	0	0	2	14-0	14	1	2	3	.482	.740
	Great Falls	.318	30	107	22	34	12	2	2	16	0	1	5	14-0	16	1	0	6	.417	.523
2012	Kannapolis	.282	86	340	48	96	26	0	7	60	1	4	9	25-0	62	0	1	12	.344	.421
	Winston-Salem	.273	22	77	8	21	4	2	3	23	0	3	1	5-1	17	0	0	1	.314	.494
2013	Winston-Salem	.286	101	384	66	110	26	3	12	73	2	3	15	38-0	66	4	1	13	.370	.464
2014	Birmingham	.290	106	389	45	113	21	3	10	48	2	3	9	46-5	68	1	1	13	.376	.437
2015	Charlotte	.260	97	319	41	83	13	2	6	36	5	2	5	29-0	66	0	1	13	.330	.370
2016	Charlotte	.219	49	183	18	40	9	0	8	24	2	1	3	16-0	36	0	0	12	.291	.399
	AZL White Sox	.200	2	5	2	1	0	0	1	2	0	0	0	2-0	2	0	0	1	.429	.800
	Chicago-AL	.125	7	16	2	2	0	0	0	0	0	0	0	0-0	6	0	0	1	.125	.125
2017	Charlotte	.377	14	53	10	20	6	0	0	15	0	2	1	6-0	9	0	0	5	.435	.491
	Chicago-AL	.283	87	276	23	78	17	0	4	30	2	3	3	9-0	46	0	0	9	.309	.388
2018	Charlotte	.268	30	112	12	30	4	0	4	16	0	1	3	8-0	18	0	0	4	.331	.411
	Chicago-AL	.292	52	171	21	50	6	0	3	21	0	1	5	10-0	18	1	0	5	.348	.380
2019	Los Angeles-AL	.251	67	191	21	48	12	0	5	20	0	1	3	16-0	37	2	0	8	.318	.393
Minor League Totals		.284	563	2065	296	586	131	13	60	345	12	20	53	203-6	374	7	6	83	.360	.447
Major League Totals		.272	213	654	67	178	35	0	12	71	2	5	11	35-0	107	3	0	23	.318	.381

DID YOU KNOW?

TRIPLE PLAYS

The Rays have pulled off three triple plays in club history. The most recent came Sep 27, 2011 vs. NYY when Russell Martin grounded into a 5-4-3 triple play (Evan Longoria to Ben Zobrist to Sean Rodríguez).

On Sep 2, 2006 vs. SEA, the Rays pulled off their second triple play, the first at Tropicana Field, in the top of the 1st inning. With runners on first and third, J.P. Howell threw a strike on a 3-2 count to Raul Ibañez for the first out. Catcher Dioner Navarro threw the ball to shortstop Ben Zobrist to get Adrián Beltré, who was running from first on the pitch. Zobrist then threw back to Navarro to nail José López as he tried to score from third to complete the triple play. It was the first 2-6-2 triple play in major league history.

On Sep 13, 2002 at TOR, the Rays executed the first triple play in club history (L-4-6-3) with Dewon Brazelton on the mound in his major league debut.

Rays opponents have also turned three triple plays, and Sean Rodríguez was the batter in the two most recent. Both of Rodríguez's were of the 5-4-3 variety—April 17, 2014 vs. NYY and Aug 16, 2011 at BOS—making him the first player to hit into a pair of triple plays since ATL Chipper Jones (2007, 1996) and before that, SD Tony Gwynn (1995, 1991). In 2011, Rodríguez became the first player since STL Gregg Jefferies in 1993 to hit into a triple play and participate in one defensively in the same season.

On June 11, 2006 at KC, the Royals turned a 8-1-6-5 triple play when Russell Branan's apparent sacrifice fly was nullified upon appeal, when it was ruled that Aubrey Huff had left third base early on the tag-up. Rocco Baldelli was also caught on the play trying to advance from first to second base.

| TB |



D.J. SNELTEN

65

LHP



Donald Marek Snelten

BATS LEFT	THROWS LEFT	HEIGHT 6'6"	WEIGHT 240
OPENING DAY AGE 27		MAJOR LEAGUE SERVICE 10 days	
BORN 5/29/92 in Lake Forest, IL		RESIDES Ingleside, IL	
SIGNING SCOUT Lou Colletti (Giants)			
ACQUIRED Signed as a free agent, 1/7/20			

2019 | Spent the entire season with the Chicago Dogs in the independent American Association... ranked 3rd in the league with 112 SO.

2018 | Recalled by the Giants on April 28 and made 4 apps over 10 days with the club, his only career major league stint...his major league debut came in the second game of a doubleheader on April 28 vs. LAD, going 1.1 scoreless innings including a strike-out of Yasmani Grandal...optioned on May 7 after allowing 4 ER in 2 IP that night at Philadelphia...designated for assignment on May 28 and claimed off waivers by the Orioles on June 4.

2017 | Split the season between Triple-A Sacramento and Double-A Richmond, going 8-1 with a 2.20 ERA (73.2-IP, 18-ER) in 51 apps...his 8 wins tied for 2nd among Giants minor leaguers...pitched to a 2.25 ERA (12-IP, 3-ER) in 8 apps with the Scottsdale Scorpions in the Arizona Fall League.

2016 | Spent the season with Class-A San Jose...his first 13 apps came as a starter, but transitioned to relief on July 4 and went 1-0 with a 1.08 ERA (25-IP, 6-ER) from that point through season's end.

2015 | Ranked 2nd among Giants minor leaguers with 126 SO...went 5-11 with a 4.04 ERA (120.1-IP, 46-ER) in 23 starts between two levels.

2014 | Missed two months with a left elbow injury.

PERSONAL | Selected by the Giants in the ninth round of the 2013 June Draft out of the University of Minnesota, where he was first team All-Big Ten as a junior...pitched a 7-inning no-hitter at Lakes Community (Ill.) High School...stood 5'8" as a high school freshman but grew to 6'6" by his senior year...previously selected out of high school by the Padres in the 30th round of the 2010 June Draft, but did not sign.

CAREER PITCHING

YEAR	CLUB	W	L	ERA	G	GS	CG	SHO	SV	IP	H	R	ER	HR	HB	BB-I	SO	WP	BK
2013	AZL Giants	3	1	1.57	14	6	0	0	0	34.1	27	11	6	0	0	13-0	39	3	0
2014	Augusta	4	1	1.23	20	0	0	0	0	29.1	24	4	4	0	0	16-2	32	6	0
	Salem-Keizer	0	0	6.75	9	0	0	0	0	9.1	12	7	7	1	0	4-0	12	3	0
2015	San Jose	0	5	4.84	8	8	0	0	0	35.1	42	25	19	4	2	15-0	31	9	0
	Augusta	5	6	2.86	15	15	1	1	0	85.0	84	29	27	3	1	19-0	95	6	0
2016	San Jose	4	7	4.11	31	13	1	0	1	96.1	114	55	44	2	2	32-0	82	5	1
2017	Sacramento	4	0	2.42	36	0	0	0	0	52.0	38	20	14	4	0	18-1	43	1	1
	Richmond	4	1	1.66	15	0	0	0	0	21.2	19	6	4	0	1	5-0	28	2	0
2018	Sacramento	1	1	4.08	13	0	0	0	0	17.2	14	12	8	0	0	9-0	15	3	0
	San Francisco	0	0	10.38	4	0	0	0	0	4.1	9	6	5	2	0	3-0	4	0	0
	Norfolk	2	2	5.52	22	0	0	0	1	29.1	40	24	18	2	0	17-2	30	8	0
2019	Chicago (IND)	7	3	3.12	20	20	0	0	0	118.1	99	54	41	6	3	43-1	112	10	1
Minor League Totals		27	24	3.31	183	42	2	1	2	410.1	414	193	151	16	6	148-5	407	46	2
Major League Totals		0	0	10.38	4	0	0	0	0	4.1	9	6	5	2	0	3-0	4	0	0



BRETT SULLIVAN

Brett Charles Sullivan

BATS LEFT	THROWS RIGHT	HEIGHT 6'1"	WEIGHT 195
------------------	---------------------	--------------------	-------------------

OPENING DAY AGE **26**


MAJOR LEAGUE SERVICE **None**

BORN **2/22/94 in Stockton, CA**

RESIDES **Alamo, CA**

SIGNING SCOUT **Alan Hull (Rays)**

ACQUIRED **Selected in the 17th round of the 2015 June Draft**



2019 | Spent a second consecutive season with Double-A Montgomery and ranked among Southern League leaders in avg. (.280, 10th), doubles (25, tied for 6th), extra-base hits (40, 10th) and slugging pct. (.459, 8th)...tied for 8th among Rays minor leaguers in both doubles and extra-base hits...made 56 starts in left field, 14 starts at catcher and two pitching apps...hit for the cycle in a 5-1 win on June 5 vs. Tennessee (Cubs)...was the second cycle in Biscuits history, joining Elliot Johnson in Game 4 of the 2006 SL Championship Series, and first in the regular season...named to the Rays Organizational All-Star Team by MLB.com.

2018 | Tied for 7th in the SL with 65 RBI, which ranked 9th among Rays minor leaguers...named to the SL midseason All-Star Team...named SL Player of the Week for Aug 27-Sep 3, batting .481 (13-for-27) with 4 2B, 1 3B, 1 HR and 9 RBI.

2017 | Split the season between Class-A Charlotte and Montgomery, batting .294/.324/.433 (123-for-418) with 8 HR and 74 RBI...tied for 2nd in the Florida State League with 67 RBI, earning FSL mid-season and postseason All-Star honors...his 74 RBI between the two levels ranked 2nd among Rays minor leaguers behind Jesús Sánchez (82)...hit .313 (15-for-48) in 14 games with the Surprise Saguaros

in the Arizona Fall League...ranked by *Baseball America* as having the Best Strike-Zone Judgment in the FSL in its Best Tools survey.

2016 | Spent the entire season with Class-A Bowling Green...led Rays minor leaguers with 81 RBI, tied for 1st with 34 2B and tied for 3rd with 133 hits...tied for 2nd in the Midwest League in RBI and tied for 3rd with 75 runs, earning midseason All-Star honors...named MWL Player of the Week for June 13-19, batting .500 (13-for-26) with 11 RBI...made 65 starts at catcher, his first career action there...named to the Rays Organizational All-Star Team by MLB.com.

2015 | Spent his first professional season with Rookie-level Princeton...led the Appalachian League with 34 XBH and tied for 3rd with 11 HR, 20 2B and 47 runs...his 11 HR all came in his final 46 games, including the first multi-HR game of his career on Aug 28 at Johnson City (Cardinals).

PERSONAL | Selected out of the University of the Pacific...as a sophomore, became the first player in program history to hit for the cycle...his brother, Tyler, is one year older and also played for Pacific, and was selected as a senior in the same draft in the 14th round by the White Sox.

CAREER BATTING

YEAR	CLUB	AVG	G	AB	R	H	2B	3B	HR	RBI	SH	SF	HB	BB-1	SO	SB	CS	GDP	OBP	SLG
2015	Princeton	.260	65	265	47	69	20	3	11	31	1	1	4	10-1	35	5	0	4	.296	.483
2016	Bowling Green	.283	118	470	75	133	34	0	13	81	1	6	0	24-2	70	17	4	11	.314	.438
2017	Charlotte	.301	83	326	44	98	19	5	8	67	0	3	2	14-1	29	14	4	4	.330	.463
	Montgomery	.272	24	92	12	25	5	0	0	7	0	0	1	3-0	11	4	0	0	.302	.326
2018	Montgomery	.266	111	421	47	112	19	4	7	65	0	7	4	34-0	55	17	7	7	.322	.380
2019	Montgomery	.280	102	364	53	102	25	5	10	51	1	6	0	32-1	48	21	5	2	.333	.459
Minor League Totals		.278	503	1938	278	539	122	17	49	302	3	23	11	117-5	248	78	20	28	.319	.434



RYAN THOMPSON

81

RHP



Ryan Scott Thompson

BATS **RIGHT**

THROWS **RIGHT**

HEIGHT **6'5"**

WEIGHT **210**

OPENING DAY AGE **27**

MAJOR LEAGUE SERVICE **None**

BORN **6/26/92** in **Turner, OR**

RESIDES **Turner, OR**

SIGNING SCOUT **Tim Bittner (Astros)**

ACQUIRED **Selected from the Houston Astros in the Triple-A phase of the 2018 Rule 5 Draft**

2019 | In his first season in the Rays organization, went 1-1 with a 2.70 ERA (23.1-IP, 7-ER) in 16 apps (5 starts) between Class-A Charlotte and Double-A Montgomery...made his season debut on May 21, returning from Tommy John surgery...was out from June 22-Aug 7 with a fractured right fifth toe.

2018 | Missed the entire season due to Tommy John surgery...selected by the Rays from the Astros in the Triple-A phase of the Rule 5 Draft.

2017 | Split the season between Double-A Corpus Christi and Triple-A Fresno, going 2-4 with a 4.05 ERA (66.2-IP, 30-ER) in 37 apps between the two levels...made his Triple-A debut on April 20, the start of his first of two stints with the Grizzlies.

2016 | Went 5-2 with a 3.35 ERA (75.1-IP, 28-ER) in 43 apps between Class-A Lancaster and Corpus Christi...promoted to the Double-A level on June 20 and remained there through the end of the season.

2015 | Split his first full professional season between Class-A Quad Cities and Lancaster, going 5-2 with a 3.00 ERA (63-IP, 21-ER) in 43 apps.

2014 | Led Astros minor leaguers with 12 saves, which tied for 3rd in the New York-Penn League...named to the midseason NYPL All-Star Team.

PERSONAL | Selected by the Astros in the 23rd round of the 2014 June Draft out of Campbell University...named to the Louisville Slugger All-American team as a junior and senior, the first Camel to do it in multiple seasons...won Big South Pitcher of the Year honors as a junior and finished second for the Gregg Olson Breakout Player of the Year Award...transferred to Campbell from Chemeketa Community College in Hayesville, Ore.

CAREER PITCHING

YEAR	CLUB	W	L	ERA	G	GS	CG	SHO	SV	IP	H	R	ER	HR	HB	BB-I	SO	WP	BK
2014	Tri-City	2	1	2.96	23	0	0	0	12	24.1	22	9	8	2	3	9-2	19	0	0
2015	Quad Cities	4	2	2.65	38	0	0	0	5	54.1	43	18	16	4	6	15-0	55	1	0
	Lancaster	1	0	5.19	5	0	0	0	2	8.2	8	5	5	0	0	2-0	5	0	0
2016	Lancaster	2	1	5.09	20	0	0	0	2	35.1	41	21	20	3	2	9-0	42	2	0
	Corpus Christi	3	1	1.80	23	0	0	0	3	40.0	32	9	8	0	1	10-0	23	3	0
2017	Corpus Christi	2	3	2.59	31	0	0	0	6	59.0	59	24	17	3	2	11-1	55	3	0
	Fresno	0	1	15.26	6	0	0	0	0	7.2	18	13	13	2	3	2-1	6	0	0
2018	Injured-Did Not Pitch																		
2019	Charlotte	0	0	0.00	2	0	0	0	1	3.0	2	0	0	0	0	0-0	5	0	0
	Montgomery	1	1	3.10	14	5	0	0	0	20.1	24	8	7	1	1	6-0	20	1	0
Minor League Totals		15	10	3.35	162	5	0	0	31	252.2	249	107	94	15	18	64-4	230	10	0



TAYLOR WALLS

Davis Taylor Walls

BATS SWITCH	THROWS RIGHT	HEIGHT 5'10"	WEIGHT 185
--------------------	---------------------	---------------------	-------------------

OPENING DAY AGE **23**

MAJOR LEAGUE SERVICE **None**

BORN **7/10/96** in Americus, GA

RESIDES **Cordele, GA**

SIGNING SCOUT **Brett Foley (Rays)**

ACQUIRED **Selected in the third round of the 2017 June Draft**

2019 | Named Defensive Player of the Year by the Rays Baseball Operations department for a second consecutive year...recorded a .972 fielding pct. between Class-A Charlotte and Double-A Montgomery, earning a June 25 promotion... missed nearly a month toward the start of the season with a left quad strain...named to the Florida State League midseason All-Star Team...hit a combined .270/.343/.452 (99-for-367) with 10 HR, 46 RBI and 28 SB between the two levels...ranked among Rays minor leaguers in extra-base hits (40, tied for 8th) and stolen bases (4th)...ranked by *Baseball America* as the No. 19 prospect in the Rays system following the season...the publication also tabbed him as the Best Defensive Infielder in the organization and for having the Best Strike-Zone Judgment in the FSL in its Best Tools survey.

2018 | Named to the Midwest League midseason All-Star Team...ranked 2nd in the MWL with

87 runs, 3rd with 142 hits, 5th with a .304 avg. and tied for 5th with 200 total bases...tied for 3rd among Rays minor leaguers with 31 SB...ranked by *Baseball America* as the No. 21 prospect in the Rays system following the season...the publication also tabbed him as the Best Defensive Shortstop in the MWL in its Best Tools survey.

PERSONAL | Selected out of Florida State University, where he was captain of the 2017 team that advanced to the College World Series... between the Regionals, Super Regionals and College World Series, set a FSU record by reaching base safely in 14 consecutive plate appearances... became the highest-drafted FSU shortstop since Stephen Drew went No. 15 overall in 2004...named first team All-American by *Baseball America* following sophomore season.

CAREER BATTING

YEAR	CLUB	AVG	G	AB	R	H	2B	3B	HR	RBI	SH	SF	HB	BB-I	SO	SB	CS	GDP	OBP	SLG
2017	Hudson Valley	.213	46	164	22	35	9	0	1	21	0	3	1	29-0	53	5	4	3	.330	.287
2018	Bowling Green	.304	120	467	87	142	28	6	6	57	0	3	4	66-1	80	31	12	6	.393	.428
2019	Charlotte	.269	41	156	22	42	7	2	4	26	0	5	0	19-0	28	13	6	2	.339	.417
	Montgomery	.270	55	211	42	57	16	5	6	20	0	5	1	26-1	51	15	9	4	.346	.479
Minor League Totals		.277	262	998	173	276	60	13	17	124	0	16	6	140-2	212	64	31	15	.364	.414

DID YOU KNOW?

UPPER DECK FOUL BALLS

With the closure of Tropicana Field's upper deck to create a more intimate gameday experience for fans, the Rays will donate baseballs that land in the upper deck to local youth baseball and softball teams.



TYLER ZOMBRO

82

RHP



Tyler Zombro

BATS **RIGHT**

THROWS **RIGHT**

HEIGHT **5'10"**

WEIGHT **215**

OPENING DAY AGE **25**

MAJOR LEAGUE SERVICE **None**

BORN **9/2/94 in Harrisonburg, VA**

RESIDES **Staunton, VA**

SIGNING SCOUT **Lou Wieben (Rays)**

ACQUIRED **Signed as a non-drafted free agent, 7/3/17**

2019 | Named Minor League Reliever of the Year by the Rays Baseball Operations department... went 2-1 with a 2.29 ERA (63-IP, 16-ER) in 41 apps (3 starts) between Double-A Montgomery and Triple-A Durham...between the two levels, opponents hit only .222 (50-for-225) against him, including a .196 (32-for-163) mark in 34 apps (2 starts) from May 6 through the end of the season...tied for 4th in the Southern League with 11 saves.

2018 | Tied for 4th among Rays minor leaguers with 8 saves...recorded 4 outs (or more) in 28 of his 33 relief apps, including 26 apps of at least 2 IP...yielded a season-high 5 runs on May 25 vs. Dayton (Reds) but finished with a career-high 6 SO in 3 IP.

2017 | Began his professional career with a scoreless outing for the GCL Rays, then made 13 apps with Rookie-level Princeton to end the season.

PERSONAL | Signed as a non-drafted free agent out of George Mason University after going 6-5 with a 2.78 ERA (103.2-IP, 32-ER) as a senior...ranks among Mason's all-time leaders in innings (318.1, 1st), wins (23, tied for 2nd) and starts (46, 3rd)...studied pre-physical therapy, with a concentration in leadership, and a minor in sport management and kinesiology...his grandfather, Melvin "Wimpy" Zombro, played in the Philadelphia Athletics organization and has since gained legendary status as a senior softball player in the United States.

CAREER PITCHING

YEAR	CLUB	W	L	ERA	G	GS	CG	SHO	SV	IP	H	R	ER	HR	HB	BB-I	SO	WP	BK
2017	GCL Rays	0	0	0.00	1	0	0	0	0	1.1	1	0	0	0	0	0-0	1	0	0
	Princeton	0	0	3.86	13	0	0	0	1	25.2	24	11	11	2	1	8-0	23	2	0
2018	Bowling Green	8	2	2.84	33	0	0	0	8	76.0	80	28	24	3	5	8-1	54	7	0
2019	Montgomery	2	0	1.87	37	3	0	0	11	57.2	44	14	12	1	3	7-0	53	1	0
	Durham	0	1	6.75	4	0	0	0	0	5.1	6	5	4	1	2	3-1	4	1	0
Minor League Totals		10	3	2.77	88	3	0	0	20	166.0	155	58	51	7	11	26-2	135	11	0

DID YOU KNOW?

FORMER RAYS TO MANAGE MAJOR LEAGUE TEAMS

Six former Rays have gone on to manage major league teams, including four current skippers.

Name	Years as Rays Player	Managerial Career
Ozzie Guillén	2000	White Sox (2004-11), Marlins (2012)
Kevin Cash	2005	Rays (2015-Current)
Mickey Callaway	1999, 2001	Mets (2018-19)
Gabe Kapler	2009-10	Phillies (2018-19), Giants (2020-Current)
Dave Martinez	1998-2000	Nationals (2018-Current)
Rocco Baldelli	2003-08, 2010	Twins (2019-Current)





RECORDS & HISTORY



In August 2018, the Rays hosted a 10-year reunion of the 2008 American League Championship club. Attending the celebration weekend were 20 players, three coaches, Soot Zimmer and members of the support staff. Aki Iwamura, who recorded the final out of the 2008 ALCS, delivered a ceremonial first pitch to Team MVP (and double play partner) Jason Bartlett. Iwamura, whose commemorative bobblehead was distributed to fans, traveled 24 hours and 7,500 miles from Japan to be there.

WILL VRAGOVIC / TAMPA BAY RAYS

TEAM RECORDS

GENERAL

Most Wins, Season

97 2008

Most Losses, Season

106 2002

Most Home Wins, Season

57 2008

Most Home Losses, Season

51 2002

Most Road Wins, Season

48 2019

Most Road Losses, Season

61 2006

Most Wins, Before All-Star Break

55 2008, 2013

Most Wins, After All-Star Break

45 2012

Most Series Victories

34 2008

Most Series Sweeps

12 2013, 2018

Most Home Series Sweeps

9 2018

Most Road Series Sweeps

6 2013

Most Days in First Place

113 2008

Most Days Over .500

184 2019

Most Games Over .500

34 (96-62) 9/24/08

Most Walk-Off Wins

13 2011, 2013

Most Wins, Month

21 July 2013

Aug 2008

20 June 2004

Longest Win Streak

12 6/9/04 thru 6/22/04

9 7/12/14 thru 7/26/14

8 8/19/18 thru 8/26/18

4/18/18 thru 4/28/18

7/4/13 thru 7/11/13

9/19/12 thru 9/27/12

9/24/11 thru 4/8/12

Longest Home Win Streak

12 8/9/18 thru 9/10/18

11 4/22/08 thru 5/13/08

10 4/21/12 thru 5/4/12

9 6/29/13 thru 7/11/13

6/24/09 thru 7/10/09

Longest Road Win Streak

9 7/28/19 thru 8/13/19

8 7/4/14 thru 7/23/14

4/23/11 thru 5/8/11

9/27/09 thru 4/19/10

7 6/15/04 thru 6/22/04

Longest Loss Streak

15 4/25/02 thru 5/10/02

12 8/27/04 thru 9/10/04

11 6/16/16 thru 6/26/16

9/3/09 thru 9/13/09

6/25/07 thru 7/5/07

6/30/98 thru 7/13/98

10 5/26/14 thru 6/5/14

6/28/05 thru 7/8/05

9/9/00 thru 9/20/00

Longest Home Loss Streak

11 5/22/99 thru 6/24/99

9 4/25/02 thru 5/10/02

8 9/1/00 thru 9/20/00

6/30/98 thru 7/13/98

4/14/98 thru 5/9/98

Longest Road Loss Streak

13 6/13/02 thru 7/20/02

12 7/30/06 thru 8/30/06

11 6/20/16 thru 7/18/16

10 5/17/14 thru 6/3/14

7/1/06 thru 7/28/06

Largest Margin of Victory

15 4/19/14 vs. NYY (16-1)

9/5/07 vs. BAL (17-2)

14 8/16/16 vs. SD (15-1)

13 7/14/18 at MIN (19-6)

5/22/09 at FLA (15-2)

4/30/09 vs. BOS (13-0)

7/29/06 at NYY (19-6)

9/19/99 at TEX (15-2)

Largest Margin of Defeat

18 7/23/02 at BOS, G1 (22-4)

Largest Deficit

Overcome in Victory

8 8/18/12 at LAA

(trailed 8-0, won 10-8)

7/25/09 at TOR

(trailed 9-1, won 10-9)

7 7/28/19 at TOR

(trailed 8-1, won 10-9)

9/28/11 vs. NYY

(trailed 7-0, won 8-7)

5/15/09 vs. CLE

(trailed 7-0, won 8-7)

6 8/6/19 vs. TOR

(trailed 6-0, won 7-6)

9/24/08 at BAL

(trailed 6-0, won 11-6)

4/7/06 at TOR

(trailed 6-0, won 9-7)

4/8/03 vs. BAL

(trailed 6-0, won 8-7)

8/22/01 vs. BAL

(trailed 7-1, won 11-10)

4/13/98 vs. MIN

(trailed 6-0, won 13-12)

Largest Deficit Overcome

in Victory, 9th Inning

4 8/10/11 at KC

(trailed 7-3, won 8-7)

7/23/02 at BOS, G2

(trailed 4-0, won 5-4)

Largest Blown Lead in Defeat

10 5/25/09 at CLE

(led 10-0, lost 11-10)

8 6/21/05 at NYY

(led 10-2, lost 20-11)

5/7/99 at CLE

(led 10-2, lost 20-11)

Largest Blown Lead

in Defeat, Home Game

7 5/16/13 vs. TOR

(led 7-0, lost 8-7)

6 4/16/07 vs. BAL

(led 6-0 & 7-1, lost 9-7)

Largest Blown Lead

in Defeat, 9th Inning

6 9/20/18 at TOR

(led 8-2, lost 9-8)

5 6/30/16 vs. DET

(led 7-2, lost 10-7)

6/5/07 at TOR

(led 11-6, lost 12-11)



Largest Shutout Win	
13-0	4/30/09 vs. BOS
12-0	8/28/17 at KC
	8/3/16 vs. KC
	7/1/13 at HOU
	8/28/11 at TOR
	4/21/10 at CWS
Largest Shutout Defeat	
0-14	7/1/04 vs. TOR
0-13	4/7/13 vs. CLE
	5/16/02 at NYY
Most Wins vs. One Club, Season	
15	2008 vs. BAL
14	2012 vs. TOR
	2009 vs. TOR
13	2019 vs. TOR
	2018 vs. TOR
	2013 vs. BAL
Most Losses vs. One Club, Season	
16	2002 vs. BOS
Most Innings, Game	
18	6/27/19 at MIN (won 5-2)
	9/20/13 vs. BAL (won 5-4)
16	7/3/18 at MIA (won 9-6)
	7/17/11 vs. BOS (lost 1-0)
	4/1/03 vs. BOS (lost 9-8)
Most Innings, Road Game	
18	6/27/19 at MIN (won 5-2)
16	7/3/18 at MIA (won 9-6)
15	5/28/17 at MIN (won 8-6)
	7/30/12 at OAK (lost 4-3)
14	9/13/12 at BAL (lost 3-2)
	9/10/08 at BOS (won 4-2)
	6/14/02 at FLA (won 4-3)
Most Players Used, Season	
54	2018

Most Pitchers Used, Season	
33	2019
Most Players Used, Game	
28	9/15/17 vs. BOS (15 inn.)
	9/20/13 vs. BAL (18 inn.)
26	9/13/12 at BAL (14 inn.)
	9/28/11 vs. NYY (12 inn.)
25	9/18/19 at LAD (11 inn.)
	9/13/15 vs. BOS (13 inn.)
23	9/29/19 at TOR
	9/8/15 at DET (13 inn.)
	9/18/13 vs. TEX (12 inn.)
Most Players Used, Game, Both Teams	
53	9/28/11 vs. NYY (12 inn.)
52	9/15/17 vs. BOS (15 inn.)
49	9/18/19 at LAD (11 inn.)
	9/20/13 vs. BAL (18 inn.)
48	9/24/19 vs. NYY (12 inn.)
45	9/21/19 vs. BOS (11 inn.)
	9/8/15 at DET (13 inn.)
	9/13/12 at BAL (14 inn.)
44	7/3/18 at MIA (16 inn.)
42	9/20/19 vs. BOS (11 inn.)
	9/17/19 at LAD
	6/27/19 at MIN (18 inn.)
	9/18/13 vs. TEX (12 inn.)
	6/19/10 at FLA (11 inn.)
41	9/13/15 vs. BOS (13 inn.)
	9/10/08 at BOS (14 inn.)
	9/15/00 vs. OAK
Most Rookies Used, Season	
23	2018
Largest Active Roster	
39	9/21/19 thru 9/29/19
Most All-Stars, Season	
5	2009

Most Interleague Wins	
15	2004
Most Interleague Losses	
15	2003, 2005
Longest Time, Game	
6:54	9/20/13 vs. BAL (18 inn.)
6:26	5/28/17 at MIN (15 inn.)
6:05	9/15/17 vs. BOS (15 inn.)
5:49	5/2/14 at NYY (14 inn.)
5:44	7/17/11 vs. BOS (16 inn.)
5:42	6/27/19 at MIN (18 inn.)
5:31	7/3/18 at MIA (16 inn.)
5:24	6/10/13 vs. BOS (14 inn.)
5:16	5/24/14 vs. BOS (15 inn.)
	8/4/00 vs. BAL (15 inn.)
5:15	4/1/03 vs. BOS (16 inn.)
5:14	9/13/12 at BAL (14 inn.)
5:09	7/30/12 at OAK (15 inn.)
Longest Time, 9-Inning Game	
4:32	5/14/17 at BOS
4:16	4/21/16 at BOS
4:15	5/31/02 vs. OAK
4:10	7/28/19 at TOR
	5/9/14 vs. CLE
4:09	9/11/19 at TEX
	9/18/12 vs. BOS
Shortest Time, Game	
1:19	6/21/03 at FLA (5 inn.)
1:53	8/9/11 vs. KC
1:54	6/8/03 at HOU
2:01	6/10/08 at LAA
	8/13/06 at OAK

DID YOU KNOW?

LONGEST SERVICE TIME WITH THE RAYS

Evan Longoria	9 years, 170 days
Carl Crawford	8 years, 72 days
Ben Zobrist	7 years, 134 days
B.J. Upton	6 years, 126 days
James Shields	6 years, 125 days
Alex Cobb	6 years, 61 days

Rocco Baldelli	6 years, 33 days
Kevin Kiermaier	5 years, 131 days
David Price	5 years, 116 days
Aubrey Huff	5 years, 102 days
J.P. Howell	5 years, 99 days
Desmond Jennings	5 years, 75 days



TEAM BATTING / SINGLE GAME

Most Runs, Game

19	7/14/18 at MIN
	7/29/06 at NYY
	6/24/04 at TOR
17	9/5/07 vs. BAL
16	7/12/19 at BAL
	4/19/14 vs. NYY
	4/11/11 at BOS
15	(13x), last 6/23/17 vs. BAL

Most Runs, Game, Opponent

22	7/23/02 at BOS, G1
21	7/22/07 at NYY
20	6/21/05 vs. NYY
	6/25/02 vs. TOR
	5/7/99 at CLE

Most Runs, Game, Both Clubs

32	6/24/04, TB (19) at TOR (13)
----	------------------------------

Most Runs, Home Game, Both Clubs

31	6/25/02, TOR (20) at TB (11)
----	------------------------------

Most Runs, Consecutive Games

27	7/13/18 thru 7/14/18 at MIN
	4/18/14 thru 4/19/14 vs. NYY
	7/21/06 thru 7/22/06 vs. BAL

Most Runs Allowed, Consecutive Games

38	7/21/07 thru 7/22/07 at NYY
----	-----------------------------

Most Runs, Loss

11	8/7/10 at TOR (17-11)
	6/5/07 at TOR (12-11)
	6/21/05 at NYY (20-11)
	6/25/02 vs. TOR (20-11)
	5/7/99 at CLE (20-11)

Most Runs, Inning

11	8/28/07 at BAL (8th inn.)
	5/28/00 vs. SEA (8th inn.)
10	6/25/08 at FLA (5th inn.)
	7/22/06 vs. BAL (5th inn.)
	5/25/05 vs. OAK (1st inn.)

Most Runs, 1st Inning

10	5/25/05 vs. OAK
----	-----------------

Most Runs, 9th Inning

7	5/14/17 at BOS
	7/7/04 at BAL

Most Runs, Series (4 Games)

37	8/16/12 thru 8/19/12 at LAA
35	7/12/18 thru 7/15/18 at MIN
	8/23/07 thru 8/26/07 vs. OAK

Most Runs, Series (3 Games)

34	8/29/08 thru 8/31/08 vs. BAL
32	9/7/18 thru 9/9/18 vs. BAL
31	5/16/16 thru 5/18/16 at TOR
30	9/3/07 thru 9/5/07 vs. BAL

Most Runs, Inning, Opponent

13	6/21/05 at NYY (8th inn.)
	4/18/05 at NYY (2nd inn.)
12	4/11/02 at BAL (6th inn.)
11	9/26/09 at TEX (5th inn.)
10	8/31/10 vs. TOR (6th inn.)
	10/4/09 vs. NYY (6th inn.)
	7/22/07 at NYY (4th inn.)
	7/26/06 vs. LAA (2nd inn.)
	7/23/02 at BOS (3rd inn.)

Most Runs, 1st Inning, Opponent

9	9/12/06 at NYY
---	----------------

Most Runs, 9th Inning, Opponent

9	6/2/06 vs. TOR
---	----------------

Most Runs, Series, Both Clubs (4 Games)

75	7/20/07 thru 7/22/07 at NYY
----	-----------------------------

Most Runs, Series, Both Clubs (3 Games)

55	6/7/05 thru 6/9/05 at CIN
----	---------------------------

Most Hits, Game

24	6/24/04 at TOR
22	9/5/07 vs. BAL
21	7/24/03 at BOS
20	7/12/19 at BAL
	7/14/18 at MIN
	7/3/18 at MIA (16 inn.)
	5/2/14 at NYY (14 inn.)
	8/25/07 vs. OAK
	8/22/01 vs. BAL
	5/28/00 vs. SEA

Most Hits, Loss

19	4/1/03 vs. BOS (16 inn.)
----	--------------------------

Most Hits, Consecutive Games

36	5/30/02 thru 5/31/02 vs. OAK
----	------------------------------

Most Hits, Game, All Extra-Base Hits

5	5/16/10 vs. SEA
	6/23/03 vs. NYY
	7/16/00 vs. ATL

Most Hits, Game, Opponent

25	7/22/07 at NYY
23	6/16/15 vs. WAS
	6/21/05 at NYY

Most Hits, Inning

10	7/22/06 vs. BAL (5th inn.)
	5/28/00 vs. SEA (8th inn.)

Most Consecutive Innings with a Hit

18	8/4/07 thru 8/5/07 vs. BAL
16	7/14/07 thru 7/17/07 vs. NYY, LAA

Most Hits, Inning, Opponent

12	6/21/05 at NYY (8th inn.)
----	---------------------------

Most Consecutive Hits

8	5/31/02 vs. OAK (all with 2 out)
---	----------------------------------

Most Consecutive Hits, Opponent

8	4/18/01 vs. BOS
---	-----------------

Most Hits, Game, Both Clubs

41	6/21/05, TB at NYY
	4/13/98, MIN at TB (14 inn.)
39	7/22/06, BAL at TB
	6/24/04, TB at TOR
38	5/2/14, TB at NYY (14 inn.)
	9/11/07, TB at BOS

Most Consecutive Games without a Run

3	6/8/14 thru 6/10/14
---	---------------------

Fewest Hits, Game

0	8/15/12 at SEA
	6/25/10 vs. ARI
	5/9/10 at OAK
	7/23/09 at CWS
	4/27/02 at BOS
1	(13x), last 9/19/17 vs. CHC

Fewest Hits, Game, Both Clubs

3	7/26/10, DET (0) at TB (3)
4	9/12/14, TB (2) at TOR (2)
	10/2/12, BAL (2) at TB (2)

Most Consecutive Innings with a Run

7	5/19/17 thru 5/20/17
	7/29/06 thru 7/29/06

Most Consecutive Scoreless Innings

31	6/7/14 thru 6/11/14
----	---------------------

Largest Margin, Outright Opponents

17 (18-1)	4/30/09 vs. BOS
-----------	-----------------

Largest Margin, Outright by Opponents

18 (22-4)	5/29/07 vs. DET
-----------	-----------------



Most Extra-Base Hits, Game

12	6/16/09 at COL
11	7/13/19 at BAL, G2 4/12/19 at TOR 6/29/14 at BAL
10	8/16/16 vs. SD 5/18/13 at BAL 8/25/07 vs. OAK 7/29/06 at NYY 5/30/99 at SEA

Most Extra-Base Hits, Game, Opponent

12	8/7/10 at TOR 7/23/02 at BOS, G1
----	-------------------------------------

Most Extra-Base Hits, Game, Both Clubs

18	6/26/11, TB (8) at HOU (10)
----	-----------------------------

Most Extra-Base Hits, Inning

6	7/22/06 vs. BAL (5th inn.) 5/25/05 vs. OAK (1st inn.)
---	--

Most Extra-Base Hits, Inning, Opponent

6	8/31/10 vs. TOR 6/21/05 at NYY 7/23/02 at BOS, G1
---	---

Most Total Bases, Game

41	6/16/09 at COL 9/5/07 vs. BAL
39	6/29/14 at BAL

Most Total Bases, Game, Opponent

49	7/22/07 at NYY
----	----------------

Most Singles, Game

17	6/24/04 at TOR 7/8/03 at OAK
----	---------------------------------

Most Singles, Game, Opponent

18	7/22/06 vs. BAL 9/13/05 vs. NYY
----	------------------------------------

Most Doubles, Game

8	5/18/13 at BAL 7/19/04 vs. NYY
---	-----------------------------------

Most Doubles, Game, Opponent

8	7/21/07 at NYY, G2
---	--------------------

Most Triples, Game

4	4/20/19 vs. BOS
3	6/16/17 at DET 7/18/16 at COL 7/31/09 vs. KC 7/30/05 vs. KC 6/16/04 at SD

Most Triples, Game, Opponent

3	4/5/03 vs. NYY
---	----------------

Most Home Runs, Game

6	7/13/19 at BAL, G2 5/7/09 at NYY 6/11/06 at KC 8/10/02 at KC
---	---

Most Home Runs, Game, Opponent

8	8/7/10 at TOR
---	---------------

Most Home Runs, Game, Both Clubs

9	8/23/17, TOR (6) at TB (3) 8/7/10, TB (1) at TOR (8) 9/15/08, BOS (6) at TB (3) 6/21/05, TB (3) at NYY (6)
---	---

Most Home Runs, Home Game

5	6/9/17 vs. OAK 9/21/16 vs. NYY 8/16/16 vs. SD 4/19/14 vs. NYY 9/18/08 vs. MIN 9/5/07 vs. BAL 4/22/00 vs. ANA (10 inn.)
---	--

Most Home Runs, Opponent, Tropicana Field

6	8/23/17 vs. TOR 9/15/08 vs. BOS 4/21/00 vs. ANA 4/24/99 vs. SEA 5/31/98 vs. SEA
---	---

Most Home Runs, Inning

4	9/21/16 vs. NYY (3rd inn.) (Wilson, Longoria, Miller, Dickerson)
3	(20x), last 9/23/19 vs. BOS (4th inn.) (Choi, B. Lowe, Adames) last on road: 9/13/19 at LAA (3rd inn.) (Adames, Meadows, Aguilar)

Most Home Runs, Inning, Opponent

4	8/27/07 at CWS (7th inn.) 6/21/05 at NYY (8th inn.) 7/23/02 at BOS, G1 (3rd inn.) 8/1/99 at OAK (4th inn.)
---	---

Most Consecutive Home Runs

3	5/29/18 at OAK (Cron, Wendle, Ramos) 9/21/16 vs. NYY (Longoria, Miller, Dickerson) 6/24/13 vs. TOR (Loney, Myers, Fuld) 6/9/08 at LAA (Longoria, Aybar, Navarro)
---	---

Most Consecutive Home Runs, Opponent

3	6/20/18 at HOU (Springer, Bregman, Altuve) 8/25/14 at BAL (Young, Hardy, Davis) 7/20/10 at BAL (Scott, Wigginton, Jones) 8/27/07 at CWS (Pierzynski, Dye, Uribe) 6/21/05 at NYY (Sheffield, Rodriguez, Matsui) 6/22/02 at COL (Butler, Walker, Helton) 7/26/01 at ANA (Glaus, Erstad, Anderson) 5/19/99 at TEX (Rodriguez, Palmeiro, Zeile)
---	--

Most Consecutive Home Runs, Leading off Game

2 *	7/18/19 at NYY, G1 (Meadows, Díaz) 6/15/98 vs. TOR (McCracken, Boggs)
-----	--

Most Consecutive Games with a Home Run

21	9/20/15 thru 4/12/16
18	8/19/17 thru 9/8/17
17	4/15/13 thru 5/3/13

Most Consecutive Games with a HR, Start of Season

12	4/2/07 thru 4/15/07
----	---------------------

Most Consecutive Games without a Home Run

8	8/10/07 thru 8/18/07
---	----------------------

Most Stolen Bases, Game

8	5/3/09 vs. BOS
7	9/16/11 at BOS
6	5/19/10 at NYY 5/24/06 at TOR 8/13/03 vs. BAL (10 inn.)

Most Stolen Bases, Game, Opponent

7	8/6/11 vs. OAK
---	----------------

Most Consecutive Successful Stolen Base Attempts

21	7/1/10 thru 7/23/10 6/1/07 thru 6/30/07
----	--

Most Consecutive Games with a Stolen Base

19	4/28/09 thru 5/17/09
11	7/17/10 thru 7/28/10

* TIES A.L. RECORD



Most Times**Caught Stealing, Game**

4	4/25/10 vs. TOR
---	-----------------

Most Walks Received, Game

12	6/19/10 at FLA (11 inn.)
11	9/7/18 vs. BAL
	5/2/17 at MIA
	6/15/16 vs. SEA (13 inn.)
	4/25/14 at CWS
	6/26/10 vs. ARI
	9/5/07 vs. NYY (10 inn.)
	4/12/06 vs. BAL
	7/7/04 at BAL
	6/24/04 at TOR
	6/30/00 vs. NYY

Most Walks Received, Game, Both Clubs

20	5/28/17, TB at MIN (15 inn.)
19	5/25/09, TB at CLE
	4/26/06, TB at NYY (10 inn.)
18	8/19/14, DET at TB (11 inn.)
	6/19/10, TB at FLA (11 inn.)
	6/8/07, TB at FLA
	4/1/03, BOS at TB (16 inn.)
	6/5/00, TB at PHI (12 inn.)

Most Walks Received, Inning

6	9/19/12 vs. BOS (6th inn.)
---	----------------------------

Most Consecutive Batters Reached Base

10	5/31/02 vs. OAK (4th inn.)
----	----------------------------

Most Consecutive Batters Reached Base & Scored

9	6/25/08 at FLA (5th inn.)
---	---------------------------

Most Strikeouts, Game

24	9/15/17 vs. BOS (15 inn.)
23	5/8/19 vs. ARI (13 inn.)
	9/25/16 vs. BOS (10 inn.)
19	8/28/19 at HOU
	6/15/16 vs. SEA (13 inn.)
	7/2/15 vs. CLE (10 inn.)
17	5/28/17 at MIN (15 inn.)
	8/1/16 vs. KC
	6/8/14 vs. SEA
	8/8/10 at TOR
	6/14/06 at DET (12 inn.)
	4/8/01 at BOS
	5/6/00 at BOS

Most Strikeouts, Game, Both Clubs

42	5/8/19, ARI at TB (13 inn.)
39	6/27/19, TB at MIN (18 inn.)
37	9/15/17, BOS at TB (15 inn.)
35	8/17/19, DET at TB (13 inn.)
	6/15/16, SEA at TB (13 inn.)
	7/10/13, MIN at TB (13 inn.)

Most Strikeouts, 9-Inning Game, Both Clubs

30	6/30/19, TEX (17) at TB (13)
	9/21/07, BOS (17) at TB (13)

Most Strikeouts, Consecutive Games

36	9/13/17 thru 9/15/17
35	9/24/16 thru 9/25/16
32	7/28/19 thru 7/30/19
	7/2/15 thru 7/3/15
	7/1/15 thru 7/2/15

Most Left on Base, Game

21	4/1/03 vs. BOS (16 inn.)
18	5/28/17 at MIN (15 inn.)
	6/16/16 vs. SEA (13 inn.)
	5/30/02 vs. OAK (13 inn.)
16	9/20/13 vs. BAL (18 inn.)
	8/29/07 at BAL (12 inn.)
	7/29/02 vs. BAL
	6/30/00 vs. NYY

Most Left on Base, Game, Opponent

18	8/4/14 at OAK (10 inn.)
	9/20/11 at NYY
17	5/28/17 at MIN (15 inn.)
	8/2/02 vs. CWS (12 inn.)

Fewest Left on Base, Game

0	8/15/12 at SEA
	5/9/10 at OAK
	7/23/09 at CWS
	5/13/06 vs. TOR
	8/11/05 at BAL

Most Left on Base, Game, Both Clubs

35	5/28/17, TB (18) at MIN
	(17) (15 inn.)
34	4/1/03, BOS (13) at TB
	(21) (16 inn.)

Most Left on Base, 9-Inning Game, Both Clubs

27	9/20/11, TB (9) at NYY (18)
----	-----------------------------

Most Double Plays, Rays Hitters

6	8/7/13 at ARI
	6/17/03 at NYY, G1

Most GDP, Rays Hitters

6 *	6/17/03 at NYY, G1
-----	--------------------

Most Sacrifice Bunts, Game

4	7/21/02 at TOR
---	----------------

Most Sacrifice Flies, Game

4	4/22/12 vs. MIN
3	9/29/17 vs. BAL
	6/15/15 vs. WAS
	5/17/13 at BAL
	9/22/11 at NYY
	7/4/08 vs. KC
	8/22/06 vs. TEX

Most Hit Batters, Game

4	4/21/16 at BOS
	8/30/14 vs. BOS
	7/25/12 at BAL
	7/24/11 at KC
	8/15/05 vs. NYY
	6/6/01 at TOR
	5/22/99 vs. ANA

Most Plate Appearances, Inning

16	5/28/00 vs. SEA (8th inn.)
15	8/28/07 at BAL (8th inn.)
14	8/23/08 at CWS (8th inn.)
	6/25/08 at FLA (5th inn.)
	7/22/06 vs. BAL (5th inn.)
	5/30/99 at SEA (4th inn.)

Most Pinch-Hitters, Inning

5 (consecutive)	6/18/06 at PHI
	(8th inn.)

Most Times Batted Around, Game

3	6/24/04 at TOR
	(4th, 6th and 8th inn.)
2	(25x), last: 7/12/19 at BAL
	(1st and 7th inn.)
	last at home: 6/14/19 vs. LAA
	(6th and 7th inn.)

* TIES A.L. RECORD



TEAM PITCHING / SINGLE GAME

Most Strikeouts, Game

24	8/17/19 at DET (13 inn.)
22	6/27/19 at MIN (18 inn.)
21	7/30/12 at OAK (15 inn.)
19	5/8/19 at ARI (13 inn.)
	9/13/15 vs. BOS (13 inn.)
	8/19/15 at HOU (13 inn.)
	7/10/13 vs. MIN (13 inn.)
18	9/29/18 vs. TOR
	10/1/17 vs. BAL
	9/8/15 at DET (13 inn.)
	5/10/13 vs. SD
	8/28/11 at TOR

Most Consecutive Strikeouts, Game

8	8/17/19 vs. DET
---	-----------------

Most Strikeouts, Consecutive Games

37	8/16/19 thru 8/17/19
36	8/17/19 thru 8/18/19
32	8/9/14 thru 8/10/14
	7/10/13 thru 7/11/13
	7/30/12 thru 7/31/12
	7/20/12 thru 7/21/12

Fewest Strikeouts, Game

0	(8x), last 4/8/11 at CWS
---	--------------------------

Fewest Hits Allowed

0	7/26/10 vs. DET
1	(16x), last 9/12/18 vs. CLE

Most Walks Issued, Game

14	4/26/06 vs. NYY (10 inn.)
12	7/17/11 vs. BOS (16 inn.)
	6/4/04 at BAL (11 inn.)
	5/15/04 at CLE
	6/25/03 vs. NYY

Most Walks Issued, Inning

5	(15x), last 8/29/19 at HOU (5th)
	last at home:
	4/24/05 vs. BOS (8th)

Most Consecutive Walks Issued

5	7/7/07 at KC
---	--------------

Fewest Runs Allowed, Consecutive Games

0	5/14/19 thru 5/15/19
	9/17/18 thru 9/18/18
	8/19/18 thru 8/20/18
	7/17/18 thru 7/8/18
	6/25/18 thru 6/26/18
	8/21/14 thru 8/22/14
	9/13/13 thru 9/14/13
	7/1/13 thru 7/2/13
	4/5/13 thru 4/6/13
	7/28/12 thru 7/29/12
	5/9/08 thru 5/10/08
	9/3/03 thru 9/4/03
	5/19/02 thru 5/21/02
	9/23/01 thru 9/25/01

Most Consecutive Innings Pitched without a Hit

9	7/26/10 thru 7/26/10
---	----------------------

Most Consecutive Innings without a Walk

30.0	9/1/19 thru 9/4/19
24.0	4/15/16 thru 4/17/16
	7/1/13 thru 7/4/13
23.0	7/8/13 thru 7/10/13
	9/27/10 thru 9/29/10
22.0	8/9/15 thru 8/12/15
	8/6/08 thru 8/9/08

Most Consecutive Innings without a Home Run

68	8/6/14 thru 8/14/14
----	---------------------

Most Hit Batters, Game

4	7/19/03 vs. TEX
	6/3/03 at CHC
	5/10/01 vs. BAL
	4/24/98 vs. ANA

Most Pitches, Game

301	9/20/13 vs. BAL (18 inn.)
-----	---------------------------

Most Pitches, 9-Inning Game

233	8/8/01 vs. NYY
-----	----------------

Most Pitchers Used, Game

12	9/15/17 vs. BOS (15 inn.)
11	9/20/13 vs. BAL (18 inn.)
9	(13x), last: 9/24/19
	vs. NYY (12 inn.)
	last on road: 9/18/19
	at LAD (11 inn.)

Most Pitchers Used, Game, Both Clubs

21	9/15/17, BOS at TB (15 inn.)
	9/20/13, BAL at TB (18 inn.)
20	9/24/19, NYY at TB (11 inn.)
	9/21/19, BOS at TB (11 inn.)
19	6/27/19, TB at MIN (18 inn.)
	9/28/11, NYY at TB (12 inn.)

Most Pitchers Used, 9-Inning Game, Both Clubs

16	9/17/19, TB (8) at LAD (8)
15	9/11/19, TB (8) at TEX (7)
	9/10/18, CLE (8) at TB (7)
14	9/23/19, BOS (5) at TB (9)
	9/28/18, TOR (7) at TB (7)
	9/26/18, NYY (6) at TB (8)
	9/15/18, OAK (7) at TB (7)
	9/26/15, TB (6) at TOR (8)

Most Consecutive Scoreless Innings

27	8/18/18 thru 8/21/18
	9/12/13 thru 9/15/13
26	6/24/18 thru 6/28/18
24	6/30/13 thru 7/3/13
	7/27/12 thru 7/30/12
	5/8/08 thru 5/11/08

Most Consecutive Batters Retired, Start of Game

24	7/14/19 at BAL
----	----------------



TEAM BATTING / SINGLE SEASON

Most Runs	
803	2009
Most Hits	
1,531	1999
Highest Batting Average	
.274	1999, 2005
Most Doubles	
311	2001
Most Triples	
46	2004
Most Home Runs	
228	2017
Most Grand Slams	
7	2010
Most Stolen Bases	
194	2009
Most Extra-Base Hits	
537	2019
Most Total Bases	
2,427	2019
Highest Slugging Pct.	
.439	2009

Highest On-Base Pct.	
.343	1999, 2009
Most Sacrifice Bunts	
53	1998
Most Sacrifice Flies	
57	2010
Most Walks	
672	2010
Most Intentional Walks	
46	2003
Most Bases-Loaded Walks	
25	2008, 2010
Most Strikeouts	
1,538	2017
Most Grounded into Double Plays	
157	1999
Most Pinch Hits	
40	2015
Most Pinch-Hit Home Runs	
7	2009
Most Times Batted Around, Season	
41	2010

Most Hit by Pitches	
101	2018
Most Home Runs vs. One Club	
37	2016 vs. NYY
Most Rays with 10+ Home Runs	
10	2006
Most Rays with 20+ Home Runs	
4	2016, 2017, 2019
Most Rays with 30+ Home Runs	
2	1999, 2009, 2016, 2017
Most Rays with 30+ Steals	
3	2009
Most Rays with 40+ Steals	
2	2009, 2010
Most Rays with 100+ RBI	
2	2009

TEAM PITCHING / SINGLE SEASON

Most Complete Games	
15	2011
Most Shutouts	
22	2014
Most Complete-Game Shutouts	
5	2008, 2011
Most 10-Game Winners	
5	2008, 2010, 2011, 2012
Most 15-Game Winners	
2	2010, 2012, 2018
Lowest ERA	
3.19	2012
Lowest ERA, Home	
2.81	2012
Lowest ERA, Road	
3.60	2012
Lowest ERA, Starting Pitching	
3.34	2012
Lowest ERA, Bullpen	
2.88	2012
Most Wins, Starting Pitchers	
73	2010

Most Saves	
60	2015
Most Players to Record a Save	
11	2019
Fewest Hits Allowed	
1,233	2012
Fewest Runs Allowed	
577	2012
Fewest Earned Runs Allowed	
518	2012
Fewest Unearned Runs Allowed	
37	2011
Fewest Home Runs Allowed	
139	2012
Most Home Runs Allowed	
215	2002
Most Hit Batters	
95 +	2003
Fewest Walks Allowed	
453	2019
Most Strikeouts	
1,621	2019

Lowest Opp Avg.	
.228	2012
Lowest Opp Avg., Starting Pitching	
.225	2018
Lowest Opp Avg., Bullpen	
.208	2012
Fewest Starting Pitchers Used	
7	2009, 2010
Most Starts, Rookies	
71	2018
Most Wins, Rookies	
42	2018

+ MODERN MAJOR LEAGUE RECORD



INDIVIDUAL RECORDS

INDIVIDUAL BATTING / SINGLE GAME

Most Runs, Game

5	Carl Crawford, 5/24/06 at TOR
4	(21x), last Jake Bauers, 7/14/18 at MIN

Most Runs, Game, Opponent

5	Travis Shaw, 8/1/15 at BOS
	Derek Jeter, 6/21/05 at NYY
	Álex Rodríguez, 4/18/05 at NYY
	Shannon Stewart, 6/25/02 vs. TOR

Most Hits, Game

5	Tim Beckham, 7/20/16 at COL
	Mikie Mahtook, 9/18/15 vs. BAL
	Matt Joyce, 6/29/14 at BAL
	Ben Zobrist, 6/10/13 vs. BOS
	Jeff Keppinger, 6/23/12 at PHI
	B.J. Upton, 10/2/09 vs. NYY
	Tomás Pérez, 7/29/06 at NYY
	Carl Crawford, 5/24/06 at TOR
	Julio Lugo, 6/24/04 at TOR

Most Hits, Game, Opponent

5	(20x), last Anthony Santander, 8/25/19 vs. BAL
---	--

Most Hits, Consecutive Games

8	Ty Wigginton, 7/15/07 thru 7/17/07
	Tomás Pérez, 7/29/06 thru 7/30/06
	Carl Crawford, 5/24/06 thru 5/25/06

Most Hits, Inning

2	(40x), last Carlos Gómez, 7/31/18 vs. LAA
---	---

Most Home Runs, Game

3	Travis d'Arnaud, 7/15/19 vs. NYY
	Evan Longoria, 10/3/12 vs. BAL
	B.J. Upton, 9/9/12 vs. TEX
	Evan Longoria, 9/18/08 vs. MIN
	Jonny Gomes, 7/30/05 vs. KC

Most Home Runs, Game, Opponent

4 #	Carlos Delgado, 9/25/03 at TOR
3	Danny Valencia, 5/15/16 vs. OAK
	Nomar Garciaparra, 7/23/02 at BOS, G1
	Carlos Delgado, 4/4/01 vs. TOR

Most Home Runs, Inning

2	Julio Lugo, 7/22/06 vs. BAL
	Jared Sandberg, 6/11/02 vs. LAD

Most Doubles, Game

4	Tomás Pérez, 7/29/06 at NYY
3	(14x), last Kevin Kiermaier, 7/12/19 at BAL
	last at home: Yandy Díaz, 6/30/19 vs. TEX

Most Triples, Game

2	(14x), last Tim Beckham, 8/20/16 vs. TEX
	last on road: Evan Longoria, 7/18/16 at COL

Most Extra-Base Hits, Game

4	Ben Zobrist, 6/11/11 at BAL
	Sam Fuld, 4/11/11 at BOS
	Tomás Pérez, 7/29/06 at NYY
	Carl Crawford, 8/2/05 at TEX
	José Cruz Jr., 5/21/04 vs. CLE
	Randy Winn, 6/9/02 vs. SD

Most Extra-Base Hits, Game, Opponent

4	Dustin Pedroia, 7/2/08 vs. BOS
	Álex Rodríguez, 4/18/05 at NYY
	Carlos Delgado, 9/25/03 at TOR
	Carl Everett, 8/29/00 vs. BOS

Most Total Bases, Game

12	Travis d'Arnaud, 7/15/19 at NYY
	Matt Joyce, 6/29/14 at BAL
	Evan Longoria, 10/3/12 vs. BAL
	B.J. Upton, 9/9/12 vs. TEX
	Evan Longoria, 9/18/08 vs. MIN
	Jonny Gomes, 7/30/05 vs. KC

Most Total Bases, Game, Opponent

16	Carlos Delgado, 9/25/03 at TOR
----	--------------------------------

Most Runs Batted In, Game

8	Ben Zobrist, 4/28/11 at MIN, G1
7	Carlos Peña, 9/5/07 vs. BAL
6	(9x), last Joey Butler, 10/4/15 vs. TOR

Most Runs Batted In, Game, Opponent

8	Didi Gregorius, 4/3/18 at NYY
	Nomar Garciaparra, 7/23/02 at BOS, G1

Most Stolen Bases, Game

6 #	Carl Crawford, 5/3/09 vs. BOS
4	Carl Crawford, 5/24/06 at TOR
3	(15x), last Johnny Damon, 9/16/11 at BOS

Most Stolen Bases, Game, Opponent

4	Coco Crisp, 8/6/11 vs. OAK
---	----------------------------

Most Steals of Third Base, Game

2	Mallex Smith, 4/9/18 at CWS
	Desmond Jennings, 4/13/15 at TOR
	B.J. Upton, 8/2/10 vs. MIN
	B.J. Upton, 5/15/09 vs. CLE
	Jason Bartlett, 5/29/08 vs. CWS
	Julio Lugo, 9/11/05 vs. TOR

Most Consecutive Successful Stolen Base Attempts

32	Carl Crawford, 7/19/08 thru 5/29/09
20	Desmond Jennings, 4/11/12 thru 8/12/12

Most Consecutive Games with a Stolen Base

9	Carl Crawford, 4/28/09 thru 5/6/09
5	Carl Crawford, 7/15/07 thru 7/20/07

TIES MODERN MAJOR LEAGUE RECORD



Most Stolen Bases, Consecutive Games

7	Carl Crawford, 5/3/09 thru 5/4/09 Carl Crawford, 5/2/09 thru 5/3/09
---	--

Most Walks, Game

5	Steven Souza Jr., 6/15/15 vs. WAS Matt Joyce, 4/25/14 at CWS
---	---

Most Strikeouts, Game

5	Brandon Lowe, 5/8/19 vs. ARI
---	------------------------------

Most Sacrifice Flies, Game

2	(17x), last Evan Longoria, 8/29/16 at BOS
---	---

Most Sacrifice Bunts, Game

2	(11x), last Desmond Jennings, 7/18/14 at MIN
---	--

Most Grounded into Double Plays, Game

3	Ben Zobrist, 8/10/12 at MIN Javier Valentin, 6/17/03 at NYY
---	--

Most Times Hit by Pitch, Game

3 *	Brandon Guyer, 4/21/16 at BOS Brandon Guyer, 10/2/15 vs. TOR Jonny Gomes, 8/15/05 vs. NYY
-----	---

Most At-Bats, Game

9	Rocco Baldelli, 4/1/03 vs. BOS (16 inn.)
---	--

Most At-Bats, 9-Inning Game

7	Julio Lugo, 6/24/04 at TOR Carl Crawford, 6/24/04 at TOR
---	---

Most Hits, Homestand

20	Aubrey Huff, 5/18/04 thru 5/30/04 (12 games)
----	--

Most Hits, Road Trip

19	Carl Crawford, 8/6/07 thru 8/15/07 (10 games) Carl Crawford, 5/22/06 thru 6/1/06 (10 games)
----	--

Longest Hitting Streak

19	Jason Bartlett, 5/15/09 thru 6/25/09
----	--------------------------------------

Most Consecutive Times Reached Base Safely

10	Ji-Man Choi, 9/11/19 thru 9/12/19
9	Tim Beckham, 7/18/16 thru 7/21/16 Logan Forsythe, 9/1/15 thru 9/4/15 B.J. Upton, 9/11/11 thru 9/12/11
8	(10x), last Joey Wendle, 9/18/18 thru 9/19/18

Most Consecutive Hits

8	Tim Beckham, 7/18/16 thru 7/21/16 Ty Wigginton, 7/15/07 thru 7/17/07 Aubrey Huff, 9/22/04 thru 9/24/04
---	--

Most Consecutive Extra-Base Hits

5	José Cruz Jr., 5/20/04 thru 5/22/04 (3-2B, 2-HR)
---	--

Most Consecutive At-Bats without a Hit

41	Luke Scott, 6/1/12 thru 7/6/12
37	José Cruz Jr., 4/16/04 thru 5/1/04
35	Josh Wilson, 9/14/07 thru 9/27/07
34	Mikie Mahtook, 8/9/16 thru 8/25/16 Greg Vaughn, 4/19/02 thru 5/1/02
30	John Flaherty, 4/18/98 thru 5/6/98

Most Consecutive Multi-Hit Games

8	Carl Crawford, 8/4/07 thru 8/11/07
7	Wil Myers, 7/13/13 thru 7/26/13 Carl Crawford, 6/19/04 thru 6/26/04

Most Consecutive Games with an Extra-Base Hit

8	Wilson Ramos, 4/16/18 thru 4/28/18 Evan Longoria, 9/2/09 thru 9/8/09
---	---

Most Consecutive Games with a Home Run

6	Carlos Peña, 6/6/10 thru 6/12/10
---	----------------------------------

Most Consecutive Games with an RBI

8	Ben Zobrist, 9/25/09 thru 10/2/09 Evan Longoria, 9/2/09 thru 9/8/09 Carlos Peña, 9/16/08 thru 9/23/08 Rocco Baldelli, 9/9/04 thru 9/17/04
---	--

Most Consecutive Games with a Run

11	Austin Meadows, 9/8/19 thru 9/21/19
10	Ben Zobrist, 5/1/11 thru 5/12/11 Álex Sánchez, 4/20/05 thru 5/5/05

Most Consecutive Games Reached Base Safely

39	Johnny Damon, 5/3/11 thru 6/14/11
37	Ben Grieve, 4/18/01 thru 5/30/01

Most Consecutive Games with a Walk

11	Carlos Peña, 5/15/09 thru 5/25/09
----	-----------------------------------

Most Consecutive Plate Appearances with a Strikeout

8	Brandon Lowe, 5/8/19 thru 5/10/19 Tomás Pérez, 4/28/06 thru 4/30/06
---	--

* TIES A.L. RECORD



INDIVIDUAL PITCHING / SINGLE GAME

Most Strikeouts, Game

15	Chris Archer, 6/2/15 at LAA James Shields, 10/2/12 vs. BAL
----	---

Most Strikeouts, Game, Opponent

17	Brandon Morrow, 8/8/10 at TOR Pedro Martínez, 5/6/00 at BOS
----	--

Most Strikeouts, Game, Reliever

9	Ryan Yarbrough, 5/31/18 at OAK
---	--------------------------------

Most Consecutive Strikeouts, Game

7	Blake Snell, 6/3/18 at SEA ^ Chris Archer, 9/11/15 vs. BOS Andy Sonnanstine, 6/10/07 at FLA
---	---

Most Innings Pitched, Game

9.0	(91x), last Matt Andriese, 5/14/16 vs. OAK
-----	--

Most Strikeouts, Inning

4 #	Alex Cobb, 5/10/13 vs. SD Jeremy Hellickson, 8/25/11 vs. DET
-----	---

Most Innings Pitched, Game, Reliever

7.0	(5x), last Yonny Chirinos, 9/3/18 at TOR
-----	--

Most Runs Allowed, Game

11	Ryan Rupe, 8/16/01 at NYY Julio Santana, 4/15/99 at TOR
----	--

Most Earned Runs Allowed, Game

11	Julio Santana, 4/15/99 at TOR
----	-------------------------------

Most Unearned Runs Allowed, Game

7	Eddie Gaillard, 5/7/99 at CLE
---	-------------------------------

Most Walks Allowed, Game

9	Victor Zambrano, 5/20/04 vs. BOS
---	----------------------------------

Most Walks Allowed, Inning

5	Colin Poche, 8/29/19 at HOU (5th) Casey Fossum, 8/12/06 at OAK (2nd) Dewon Brazelton, 8/4/05 at TEX (8th) Dewon Brazelton, 7/1/05 at MIN (8th) Rick White, 6/10/98 at NYM (1st)
---	---

Most Hits Allowed, Game

14	Alex Cobb, 6/3/17 at SEA James Shields, 6/28/12 vs. DET Edwin Jackson, 9/17/07 at LAA Geremi González, 7/5/04 at BAL, G2 Tanyon Sturtze, 9/9/02 vs. BOS
----	---

Most Consecutive Walks Issued

4	Enny Romero, 5/23/15 vs. OAK Mitch Talbot, 9/28/08 at DET Steve Trachsel, 5/26/00 vs. SEA
---	---

Most Wild Pitches, Game

4	Victor Zambrano, 6/13/03 vs. PIT
---	----------------------------------

Most Home Runs Allowed, Game

6 #	James Shields, 8/7/10 at TOR
-----	------------------------------

Most Home Runs Allowed, Inning

4 *	Travis Harper, 6/21/05 at NYY (8th inn.)
-----	--

Most Consecutive Home Runs Allowed

3	(7x), last Nathan Eovaldi, 6/20/18 at HOU
---	---

Most Hit Batters, Game

4 #	Victor Zambrano, 7/19/03 vs. TEX
-----	----------------------------------

Most Extra-Base Hits Allowed, Game

9	James Shields, 8/7/10 at TOR
---	------------------------------

Most Total Bases Allowed, Game

30	James Shields, 8/7/10 at TOR
----	------------------------------

Most Total Bases Allowed, Inning

23 +	Travis Harper, 6/21/05 at NYY (8th)
------	-------------------------------------

Most Consecutive Hitless Innings, Start of Game

9.0	Matt Garza, 7/26/10 vs. DET (no-hitter)
7.2	Dewon Brazelton, 6/25/04 vs. FLA Tony Saunders, 4/22/99 vs. BAL
7.1	Alex Cobb, 9/11/14 at NYY
7.0	Erasmus Ramirez, 9/14/15 vs. NYY James Shields, 8/2/09 vs. KC

Most Consecutive Hitless Innings, Start of Game, Opponent

9.0	Félix Hernández, 8/15/12 at SEA (perfect game) Edwin Jackson, 6/25/10 vs. ARI (no-hitter) Dallas Braden, 5/9/10 at OAK (perfect game) Mark Buehrle, 7/23/09 at CWS (perfect game) Derek Lowe, 4/27/02 at BOS (no-hitter)
8.2	Carlos Carrasco, 7/1/15 vs. CLE Brandon Morrow, 8/8/10 at TOR
8.0	Tim Wakefield, 6/19/01 vs. BOS Pedro Martínez, 8/29/00 vs. BOS

Most Consecutive Batters Retired, Start of Game

19	Chris Archer, 7/29/15 vs. DET
18	Nathan Eovaldi, 7/8/18 at NYM Matt Garza, 4/30/09 vs. BOS
17	Blake Snell, 5/6/19 vs. ARI
16	Jake Odorizzi, 5/29/16 vs. NYY Alex Colomé, 6/21/15 at CLE

Most Consecutive Batters Retired

22	Matt Garza, 7/26/10 vs. DET
19	Chris Archer, 7/29/15 vs. DET
18	Ryan Yarbrough, 7/14/19 at BAL Nathan Eovaldi, 7/8/18 at NYM Blake Snell, 6/25/18 vs. WAS Jeremy Hellickson, 8/10/10 at DET Matt Garza, 4/30/09 vs. BOS

Most Consecutive Batters Retired, Multiple Games

32	Steve Geltz, 6/9/15 thru 6/24/15
26	Brandon Gomes, 7/31/15 thru 8/21/15 Kyle Farnsworth, 7/28/11 thru 8/23/11
25	Roberto Hernández, 5/10/98 thru 5/22/98

* TIES A.L. RECORD, ^ TIES A.L. RECORD TO START GAME,
TIES MODERN MAJOR LEAGUE RECORD,
+ MODERN MAJOR LEAGUE RECORD



INDIVIDUAL BATTING / SINGLE SEASON

Most Games Played

162	Evan Longoria, 2014 Delmon Young, 2007 Aubrey Huff, 2003
-----	--

Most Consecutive Games Played

398	Aubrey Huff, 5/28/02 thru 8/21/04
-----	-----------------------------------

Most At-Bats

645	Delmon Young, 2007
-----	--------------------

Most Hits

198	Aubrey Huff, 2003
-----	-------------------

Most Infield Hits

39	Carl Crawford, 2003
----	---------------------

Most Pinch Hits

10	Brandon Guyer, 2015 Travis Lee, 2005
----	---

Highest Batting Avg. (min. 502 PA)

.320	Jason Bartlett, 2009
------	----------------------

Highest Batting Avg., RISP

.386	Jason Bartlett, 2009
------	----------------------

Highest On-Base Pct.

.411	Carlos Peña, 2007
------	-------------------

Highest Slugging Pct.

.627	Carlos Peña, 2007
------	-------------------

Most Doubles

47	Aubrey Huff, 2003
----	-------------------

Most Triples

19	Carl Crawford, 2004
----	---------------------

Most RBI

121	Carlos Peña, 2007
-----	-------------------

Most Runs Scored

110	Carl Crawford, 2010
-----	---------------------

Most Total Bases

353	Aubrey Huff, 2003
-----	-------------------

Most Extra-Base Hits

84	Aubrey Huff, 2003
----	-------------------

Most Sacrifice Bunts

12	Félix Martínez, 2000
----	----------------------

Most Sacrifice Flies

12	Evan Longoria, 2017 Ben Zobrist, 2010
----	--

Most Walks

103	Carlos Peña, 2007
-----	-------------------

Most Intentional Walks

17	Aubrey Huff, 2003
----	-------------------

Most Bases-Loaded Walks

9 **	Carlos Peña, 2008
------	-------------------

Most Times Hit by Pitch

24	Brandon Guyer, 2015
----	---------------------

Most Strikeouts

182	Carlos Peña, 2012
-----	-------------------

Most Stolen Bases

60	Carl Crawford, 2009
----	---------------------

Best Stolen Base Pct. (min. 20 attempts)

93.9 (31 of 33)	Desmond Jennings, 2012
-----------------	------------------------

Most Home Runs

46	Carlos Peña, 2007
----	-------------------

Most Home Runs, Right-Handed Batter

36	Evan Longoria, 2016
----	---------------------

Most Home Runs, Switch-Hitter

27	Ben Zobrist, 2009
----	-------------------

Most Home Runs, Home

23	Carlos Peña, 2007
----	-------------------

Most Home Runs, Road

27	Logan Morrison, 2017
----	----------------------

Most Grand Slams

2	(11x), last Daniel Robertson, 2018
---	------------------------------------

Most Pinch-Hit Home Runs

3	Ben Zobrist, 2009 Bubba Trammell, 2000
---	---

Most Home Runs vs. One Club

9	Evan Longoria, 2013 vs. NYY
---	-----------------------------

Most Multi-Homer Games

4	Carlos Peña, 2009 Carlos Peña, 2007 Jorge Cantú, 2005
---	---

Most Home Runs by Opponent

10	David Ortiz, BOS, 2005
----	------------------------

Most Home Runs Leading Off Game

6	Corey Dickerson, 2017
---	-----------------------

Most Grounded into Double Plays

27	Evan Longoria, 2009
----	---------------------

Fewest Grounded into Double Plays (min. 502 PA)

2	Akinori Iwamura, 2008 (707 PA) Carl Crawford, 2004 (672 PA) Carl Crawford, 2010 (663 PA) Carlos Peña, 2010 (582 PA) Akinori Iwamura, 2007 (559 PA)
---	--

** MAJOR LEAGUE RECORD



INDIVIDUAL PITCHING / SINGLE SEASON

Most Games

85 Randy Choate, 2010

Most Games, Before All-Star Break

49 Joel Peralta, 2013

Most Games, After All-Star Break

40 Randy Choate, 2010

Most Starts

34 Chris Archer, 2017
Chris Archer, 2015
David Price, 2011
Scott Kazmir, 2007

Most Strikeouts

252 Chris Archer, 2015

Most Innings Pitched

249.1 James Shields, 2011

Most Relief Innings Pitched

118.2 Ryan Yarbrough, 2018

Lowest ERA (min. 162 IP)

1.89 Blake Snell, 2018

Most Wins

21 Blake Snell, 2018

Most Relief Wins

14 Ryan Yarbrough, 2018

Most Wins vs. One Club

4 David Price, 2010 vs. TOR
Paul Wilson, 2002 vs. BAL

Best Winning Pct. (min. 15 decisions)

.810 (17-4) Matt Moore, 2013

Longest Winning Streak

9 Blake Snell, 8/10/18 thru 9/23/18
Matt Moore, 9/29/12 thru 5/19/13
8 Charlie Morton, 3/29/19 thru 6/10/19
David Price, 6/19/12 thru 8/16/12

Longest Winning Streak, Start of Season

8 Charlie Morton, 3/29/19 thru 6/10/19
Matt Moore, 4/5/13 thru 5/19/13
6 Matt Andriese, 5/8/16 thru 6/15/16
Jeff Niemann, 4/19/10 thru 6/8/10
J.P. Howell, 5/8/08 thru 6/24/08
James Shields, 4/11/07 thru 6/9/07

Most Losses

19 Chris Archer, 2016

Longest Losing Streak

11 Geremi González, 8/24/03 thru 7/5/04
10 Albie Lopez, 4/29/01 thru 7/2/01

Longest Losing Streak, Start of Season

8 Edwin Jackson, 2007
Tanyon Sturtze, 2002

Most Consecutive Scoreless Innings

27.1 J.P. Howell, 6/14/12 thru 8/30/12
25.0 Alex Torres, 9/24/11 thru 6/22/13
24.2 Alex Cobb, 4/1/14 thru 5/27/14
23.0 James Shields, 8/26/11 thru 9/5/11
22.1 Matt Moore, 6/25/13 thru 7/11/13
22.0 Fernando Rodney, 6/16/12 thru 8/7/12
21.0 Alex Colomé, 5/4/16 thru 6/15/16
Joe Borowski, 7/15/05 thru 8/30/05

Most Consecutive Scoreless Innings, Tropicana Field

29.1 David Price, 7/14/12 thru 9/20/12

Most Consecutive Homerless Innings

82.1 Alex Cobb, 7/18/14 thru 9/28/14
76.0 Jake McGee, 9/6/13 thru 9/9/14

Most Saves

48 Fernando Rodney, 2012

Highest Save Pct. (min. 20 Save Opp.)

96.0 (48 of 50) Fernando Rodney, 2012

Most Consecutive Saves

22 Fernando Rodney, 5/27/12 thru 8/13/12

Most Consecutive Saves, Start of Season

21 Alex Colomé, 4/17/16 thru 7/21/16
16 Rafael Soriano, 4/6/10 thru 6/12/10
Al Reyes, 4/5/07 thru 6/17/07

Most Complete Games

11 James Shields, 2011

Most Shutouts

4 James Shields, 2011

Most Quality Starts

25 David Price, 2012
James Shields, 2011
David Price, 2010

Most Games Finished

66 Roberto Hernández, 1999

Most Home Runs Allowed

34 James Shields, 2010

Most Walks

111 Tony Saunders, 1998

Most Hit Batters

20 Victor Zambrano, 2003

Most Wild Pitches

17 Matt Moore, 2013

Most 10+ Strikeout Games

9 Chris Archer, 2017
Chris Archer, 2015
David Price, 2014



ROOKIE RECORDS

BATTING / SINGLE SEASON & GAME

Most Games, Season

162 Delmon Young, 2007

Most At-Bats, Season

645 Delmon Young, 2007

Most Hits, Season

186 Delmon Young, 2007

Most Hits, Game

5 Mikie Mahtook, 9/18/15 vs. BAL

Highest Batting Avg. (min. 100 Games)

.300 Joey Wendle, 2018

Highest On-Base Pct. (min. 100 Games)

.379 Steve Cox, 2000

Highest Slugging Pct. (min. 100 Games)

.534 Jonny Gomes, 2005

Longest Hitting Streak

13 Delmon Young, 6/15/07 thru 6/28/07
Rocco Baldelli, 3/31/03 thru 4/16/03

Most Home Runs, Season

27 Evan Longoria, 2008

Most Home Runs, Month

8 Evan Longoria, June 2008

Most Home Runs, Game

3 Evan Longoria, 9/18/08 vs. MIN
Jonny Gomes, 7/30/05 vs. KC

Most Doubles, Season

38 Delmon Young, 2007

Most Triples, Season

10 Akinori Iwamura, 2007

Most RBI, Season

93 Delmon Young, 2007

Most RBI, Game

6 Joey Butler, 10/4/15 vs. TOR
Evan Longoria, 5/24/08 vs. BAL
5 Reid Brignac, 7/17/10 at NYY
John Jaso, 6/6/10 at TEX
Delmon Young, 5/17/07 vs. TEX
Antonio Pérez, 7/24/03 at BOS
Rocco Baldelli, 4/30/03 at MIN
Aubrey Huff, 9/19/01 at BOS
Bubba Trammell, 9/21/98 at BOS

Most Extra-Base Hits, Season

60 Evan Longoria, 2008

Most Extra-Base Hits, Game

3 (13x), last Brandon Lowe, 9/2/18 at CLE

Most Stolen Bases, Season

27 Rocco Baldelli, 2003

Most Walks, Season

59 John Jaso, 2010

Most Runs Scored, Season

89 Rocco Baldelli, 2003

PITCHING / SINGLE SEASON & GAME

Most Wins, Season

16 Ryan Yarbrough, 2018

Most Strikeouts, Season

175 Matt Moore, 2012

Most Strikeouts, Game

12 Dan Wheeler, 9/12/99 vs. OAK

Most Innings, Season

202 Rolando Arrojo, 1998

Most Relief Innings, Season

118.2 Ryan Yarbrough, 2018

Most Games, Season

68 Steve Geltz, 2015

Most Saves, Season

26 Lance Carter, 2003

Longest Winning Streak

7 Ryan Yarbrough, 2018
Wade Davis, 2010
Jeff Niemann, 2009



CAREER LEADERS

BATTING LEADERS

Batting Avg. (min. 1,200 PA)

Carl Crawford	.296
Fred McGriff	.291
James Loney	.291
Jason Bartlett	.288
Aubrey Huff	.287
Julio Lugo	.287
Akinori Iwamura	.281
Rocco Baldelli	.280
Randy Winn	.279
Miguel Cairo	.275

On-Base Pct. (min. 1,200 PA)

Fred McGriff	.380
Ben Grieve	.364
Carlos Peña	.360
Ben Zobrist	.354
Akinori Iwamura	.354
Julio Lugo	.350
Jason Bartlett	.349
Aubrey Huff	.343
Randy Winn	.342
Matt Joyce	.342

Slugging Pct. (min. 1,200 PA)

Fred McGriff	.484
Carlos Peña	.483
Evan Longoria	.483
Aubrey Huff	.477
Jonny Gomes	.455
Jorge Cantú	.448
Carl Crawford	.444
Rocco Baldelli	.444
Matt Joyce	.435
Greg Vaughn	.434

Games

Evan Longoria	1,435
Carl Crawford	1,235
Ben Zobrist	1,064
B.J. Upton	966
Aubrey Huff	799
Carlos Peña	726
Kevin Kiermaier	680
Matt Joyce	633
Toby Hall	586
Fred McGriff	577

At-Bats

Evan Longoria	5,450
Carl Crawford	4,992
Ben Zobrist	3,850
B.J. Upton	3,568
Aubrey Huff	3,028
Carlos Peña	2,432
Kevin Kiermaier	2,361
Desmond Jennings	2,076
Fred McGriff	2,074
Toby Hall	2,050

Home Runs

Evan Longoria	261
Carlos Peña	163
Aubrey Huff	128
B.J. Upton	118
Ben Zobrist	114
Carl Crawford	104
Fred McGriff	99
Matt Joyce	76
Kevin Kiermaier	68
Jonny Gomes	66

Triples

Carl Crawford	105
Kevin Kiermaier	41
Ben Zobrist	32
Randy Winn	28
Desmond Jennings	22
Akinori Iwamura	21
B.J. Upton	20
Evan Longoria	19
Rocco Baldelli	17
Julio Lugo	15

Doubles

Evan Longoria	338
Ben Zobrist	229
Carl Crawford	215
B.J. Upton	202
Aubrey Huff	172
Carlos Peña	113
Toby Hall	112
Matt Joyce	111
Kevin Kiermaier	108
Julio Lugo	107

Hits

Carl Crawford	1,480
Evan Longoria	1,471
Ben Zobrist	1,016
B.J. Upton	910
Aubrey Huff	870
Fred McGriff	603
Kevin Kiermaier	589
Carlos Peña	559
Julio Lugo	550
Toby Hall	538

Runs

Evan Longoria	780
Carl Crawford	765
Ben Zobrist	565
B.J. Upton	539
Carlos Peña	402
Aubrey Huff	400
Kevin Kiermaier	312
Desmond Jennings	311
Julio Lugo	283
Fred McGriff	277

RBI

Evan Longoria	892
Carl Crawford	592
Ben Zobrist	511
Carlos Peña	468
Aubrey Huff	449
B.J. Upton	447
Fred McGriff	359
Matt Joyce	280
Toby Hall	251
Rocco Baldelli	239

Walks

Evan Longoria	569
Ben Zobrist	542
Carlos Peña	460
B.J. Upton	430
Fred McGriff	305
Carl Crawford	293
Matt Joyce	268
Aubrey Huff	247
Desmond Jennings	219
Greg Vaughn	192

CURRENT RAYS IN **BOLD**



Strikeouts

Evan Longoria	1,220
B.J. Upton	1,020
Carlos Peña	811
Carl Crawford	768
Ben Zobrist	701
Kevin Kiermaier	534
Steven Souza Jr.	482
Desmond Jennings	481
Matt Joyce	468
Fred McGriff	433

Extra-Base Hits

Evan Longoria	618
Carl Crawford	424
Ben Zobrist	375
B.J. Upton	340
Aubrey Huff	309
Carlos Peña	283
Kevin Kiermaier	217
Fred McGriff	202
Matt Joyce	197
Desmond Jennings	176

Stolen Bases

Carl Crawford	409
B.J. Upton	232
Ben Zobrist	102
Desmond Jennings	95
Kevin Kiermaier	89
Julio Lugo	88
Randy Winn	80
Miguel Cairo	69
Jason Bartlett	61
Rocco Baldelli	59

Total Bases

Evan Longoria	2,630
Carl Crawford	2,217
Ben Zobrist	1,651
B.J. Upton	1,506
Aubrey Huff	1,444
Carlos Peña	1,175
Fred McGriff	1,004
Kevin Kiermaier	983
Matt Joyce	844
Desmond Jennings	816

Sacrifice Flies

Evan Longoria	76
Ben Zobrist	46
Carl Crawford	35
B.J. Upton	30
Matt Joyce	28
Carlos Peña	27
Toby Hall	26
Aubrey Huff	26
John Flaherty	20
Jonny Gomes	19

Sacrifice Hits

Carl Crawford	31
Miguel Cairo	24
Dioner Navarro	24
Sean Rodríguez	24
Desmond Jennings	22
Jason Bartlett	20
Julio Lugo	20
Randy Winn	20
Ben Zobrist	19
3 tied	15

CURRENT RAYS IN **BOLD**

DID YOU KNOW?

PLAYERS TO HOMER IN THEIR FIRST AT-BAT WITH THE RAYS

PLAYER	DATE	PITCH COUNT
Bubba Trammell	April 3, 1998 vs. CWS	0-2 pitch off James Baldwin
Esteban Yan ^{[1][2]}	June 5, 2000 at NYM	first pitch off Bobby J. Jones
Gerald Williams ^[2]	April 3, 2000 at MIN	first pitch off Brad Radke
Terry Shumpert ^[2]	March 31, 2003 vs. BOS	1-0 pitch off Alan Embree
George Lombard ^[2]	April 19, 2003 at BAL	1-0 pitch off Rodrigo López
Kevin Cash ^[2]	June 15, 2005 vs. MIL	first pitch off Victor Santos
Elijah Dukes	April 2, 2007 at NYY	1-1 pitch off Carl Pavano
Brendan Harris	April 7, 2007 vs. TOR	1-2 pitch off Tomo Ohka
Dan Johnson ^[2]	Sep 10, 2008 at BOS	3-2 pitch off Jonathan Papelbon
Brandon Guyer ^{[1][2]}	May 6, 2011 at BAL	3-1 pitch off Zack Britton
Brandon Allen	April 26, 2012 vs. LAA	2-2 pitch off Jordan Walden
Ryan Roberts	July 25, 2012 at BAL	first pitch off Miguel González
Jake Elmore ^[2]	April 22, 2015 vs. BOS	2-2 pitch off Edward Mujica
Shane Peterson ^[2]	April 14, 2017 at BOS	2-2 pitch off Rick Porcello

^[1] FIRST MAJOR LEAGUE PLATE APPEARANCE ^[2] FIRST PA WITH RAYS



PITCHING LEADERS

ERA (min. 300 IP)	
David Price	3.18
Blake Snell	3.24
Alex Cobb	3.50
Chris Archer	3.69
Jeremy Hellickson	3.78
Jake Odorizzi	3.82
Matt Garza	3.86
Matt Moore	3.88
James Shields	3.89
Scott Kazmir	3.92

Games	
Jake McGee	297
Joel Peralta	296
Grant Balfour	274
Esteban Yan	266
Dan Wheeler	258
J.P. Howell	252
Travis Harper	240
James Shields	218
Roberto Hernández	207
Alex Colomé	196

Games Started	
James Shields	217
Chris Archer	177
David Price	170
Scott Kazmir	144
Jake Odorizzi	124
Alex Cobb	115
Jeremy Hellickson	108
Blake Snell	98
Matt Garza	94
Matt Moore	94

Innings Pitched	
James Shields	1,454.2
David Price	1,143.2
Chris Archer	1,063.0
Scott Kazmir	834.0
Alex Cobb	700.0
Jake Odorizzi	698.0
Jeremy Hellickson	640.0
Matt Garza	592.1
Jeff Niemann	544.1
Andy Sonnanstine	540.1

Wins	
James Shields	87
David Price	82
Scott Kazmir	55
Chris Archer	54
Alex Cobb	48
Jeremy Hellickson	40
Jeff Niemann	40
Jake Odorizzi	40
Matt Moore	39
Blake Snell	38

Losses	
James Shields	73
Chris Archer	68
David Price	47
Scott Kazmir	44
Jake Odorizzi	37
Bryan Rekar	37
Ryan Rupe	37
Jeremy Hellickson	36
Alex Cobb	35
5 tied	31

Winning Pct. (min. 50 Dec.)	
David Price	.636 (82-47)
Jeff Niemann	.606 (40-26)
Matt Moore	.582 (39-28)
Alex Cobb	.578 (48-35)
Blake Snell	.576 (38-28)
Victor Zambrano	.565 (35-27)
Wade Davis	.560 (28-22)
Scott Kazmir	.556 (55-44)
James Shields	.544 (87-73)
Jeremy Hellickson	.526 (40-36)

Strikeouts	
James Shields	1,250
Chris Archer	1,146
David Price	1,065
Scott Kazmir	874
Jake Odorizzi	639
Blake Snell	585
Alex Cobb	570
Matt Moore	494
Matt Garza	467
Jeremy Hellickson	463

Saves	
Roberto Hernández	101
Alex Colomé	95
Fernando Rodney	85
Danys Báez	71
Rafael Soriano	45
Brad Boxberger	43
Esteban Yan	42
Troy Percival	34
Lance Carter	29
2 tied	26

Complete Games	
James Shields	19
David Price	10
Matt Garza	6
Joe Kennedy	6
Albie Lopez	5
Rolando Arrojo	4
Mark Hendrickson	4
Jeff Niemann	4
Tanyon Sturtze	4
5 tied	3

Shutouts	
James Shields	8
Chris Archer	3
Matt Garza	3
Jeff Niemann	3
Rolando Arrojo	2
Joe Kennedy	2
Albie Lopez	2
David Price	2
Bobby Witt	2
13 tied	1

Lowest Opp Avg. (min. 300 IP)	
Blake Snell	.223
David Price	.233
Jake Odorizzi	.235
Chris Archer	.238
Victor Zambrano	.241
Matt Garza	.242
J.P. Howell	.242
Matt Moore	.243
Jeremy Hellickson	.245
Alex Cobb	.246

CURRENT RAYS IN **BOLD**



SINGLE-SEASON LEADERS

BATTING LEADERS

Batting Avg. (min. 502 PA)

Jason Bartlett, 2009	.320
Carl Crawford, 2007	.315
Aubrey Huff, 2003	.311
Fred McGriff, 1999	.310
Carl Crawford, 2010	.307
Casey Kotchman, 2011	.306
Carl Crawford, 2009	.305
Carl Crawford, 2006	.305
Carl Crawford, 2005	.301
Joey Wendle, 2018	.300

On-Base Pct. (min. 502 PA)

Carlos Peña, 2007	.411
Ben Zobrist, 2009	.405
Fred McGriff, 1999	.405
Jason Bartlett, 2009	.389
B.J. Upton, 2007	.386
B.J. Upton, 2008	.383
Casey Kotchman, 2011	.378
Ben Zobrist, 2012	.377
Carlos Peña, 2008	.377
Fred McGriff, 2000	.373

Slugging Pct. (min. 502 PA)

Carlos Peña, 2007	.627
José Canseco, 1999	.563

Austin Meadows, 2019

Aubrey Huff, 2003	.555
Fred McGriff, 1999	.552
Ben Zobrist, 2009	.543
Carlos Peña, 2009	.537
Evan Longoria, 2008	.531
Evan Longoria, 2009	.526
Evan Longoria, 2016	.521

Games

Evan Longoria, 2014	162
Delmon Young, 2007	162
Aubrey Huff, 2003	162
Evan Longoria, 2016	160
Evan Longoria, 2015	160
Evan Longoria, 2013	160
Carlos Peña, 2012	160
James Loney, 2013	158
Julio Lugo, 2005	158
Fred McGriff, 2000	158

At-Bats

Delmon Young, 2007	645
Carl Crawford, 2005	644
Rocco Baldelli, 2003	637
Aubrey Huff, 2003	636
Evan Longoria, 2016	633
Gerald Williams, 2000	632
Carl Crawford, 2003	630
Akinori Iwamura, 2008	627
Carl Crawford, 2004	626
Evan Longoria, 2014	624

Home Runs

Carlos Peña, 2007	46
Carlos Peña, 2009	39
Logan Morrison, 2017	38
Evan Longoria, 2016	36
Aubrey Huff, 2003	34
José Canseco, 1999	34
Austin Meadows, 2019	33
Evan Longoria, 2009	33
Evan Longoria, 2013	32
Fred McGriff, 1999	32

Triples

Carl Crawford, 2004	19
Carl Crawford, 2006	16
Carl Crawford, 2005	15
Carl Crawford, 2010	13
Kevin Kiermaier, 2015	12
Mallex Smith, 2018	10
Carl Crawford, 2008	10
Akinori Iwamura, 2007	10
6 tied	9

Doubles

Aubrey Huff, 2003	47
Ben Zobrist, 2011	46
Evan Longoria, 2010	46
Evan Longoria, 2009	44
Evan Longoria, 2016	41
Julio Lugo, 2004	41
Jorge Cantú, 2005	40
Evan Longoria, 2013	39
Ben Zobrist, 2012	39
Randy Winn, 2002	39

Hits

Aubrey Huff, 2003	198
Carl Crawford, 2005	194
Delmon Young, 2007	186
Carl Crawford, 2009	185
Carl Crawford, 2004	185
Carl Crawford, 2010	184
Carl Crawford, 2007	184
Rocco Baldelli, 2003	184
Carl Crawford, 2006	183
Julio Lugo, 2005	182

Runs

Carl Crawford, 2010	110
Carl Crawford, 2004	104
Carl Crawford, 2005	101
Evan Longoria, 2009	100
Ben Zobrist, 2011	99
Carlos Peña, 2007	99
Evan Longoria, 2010	96
Carl Crawford, 2009	96
Carl Crawford, 2007	93
Aubrey Huff, 2004	92

RBI

Carlos Peña, 2007	121
Jorge Cantú, 2005	117
Evan Longoria, 2009	113
Aubrey Huff, 2003	107
Fred McGriff, 2000	106
Evan Longoria, 2010	104
Aubrey Huff, 2004	104
Fred McGriff, 1999	104
Carlos Peña, 2008	102
Carlos Peña, 2009	100

Walks

Carlos Peña, 2007	103
Ben Zobrist, 2012	97
B.J. Upton, 2008	97
Carlos Peña, 2008	96
Ben Zobrist, 2010	92
Ben Zobrist, 2009	91
Fred McGriff, 2000	91
4 tied	87

CURRENT RAYS IN **BOLD**



Strikeouts	
Carlos Peña, 2012	182
Steven Souza Jr., 2017	179
B.J. Upton, 2012	169
Carlos Peña, 2008	166
B.J. Upton, 2010	164
Carlos Peña, 2009	163
Evan Longoria, 2013	162
B.J. Upton, 2011	161
Ben Grieve, 2001	159
Steven Souza Jr., 2016	159
Total Bases	
Aubrey Huff, 2003	353
Evan Longoria, 2016	330
Evan Longoria, 2009	307
Carlos Peña, 2007	307
Evan Longoria, 2013	306
Carl Crawford, 2005	302
Carl Crawford, 2010	297
Jorge Cantú, 2005	297
Austin Meadows, 2019	296
Aubrey Huff, 2004	296

Extra-Base Hits	
Aubrey Huff, 2003	84
Evan Longoria, 2016	81
Evan Longoria, 2009	77
Carlos Peña, 2007	76
Evan Longoria, 2013	74
Evan Longoria, 2010	73
Ben Zobrist, 2011	72
Austin Meadows, 2019	69
Jorge Cantú, 2005	69
2 tied	66
Sacrifice Flies	
Evan Longoria, 2017	12
Ben Zobrist, 2010	12
Joey Wendle, 2018	10
Evan Longoria, 2010	10
John Flaherty, 1999	10
6 tied	9

Stolen Bases	
Carl Crawford, 2009	60
Carl Crawford, 2004	59
Carl Crawford, 2006	58
Carl Crawford, 2003	55
Carl Crawford, 2007	50
Carl Crawford, 2010	47
Carl Crawford, 2005	46
B.J. Upton, 2008	44
B.J. Upton, 2010	42
B.J. Upton, 2009	42
Sacrifice Hits	
Félix Martínez, 2000	12
Jason Bartlett, 2010	11
Miguel Cairo, 1998	11
Randy Winn, 1998	11
Nick Green, 2005	10
Dave Martínez, 1999	10
Desmond Jennings, 2014	9
Carl Crawford, 2006	9
Gerald Williams, 2000	9
Quinton McCracken, 1998	9

CURRENT RAYS IN **BOLD**

DID YOU KNOW?

ORGANIZATION NO-HITTERS / COMPLETE GAMES

Jason Standridge	June 28, 1999 with Charleston (7 IP)
Doug Waechter	Aug 10, 2000 with Hudson Valley (9 IP)
Gerardo Garcia	May 22, 2002 with Orlando (9 IP)
Chad Gaudin	July 15, 2003 with Orlando (7 IP) (Perfect Game)
Wade Davis	Aug 31, 2006 with Southwest Michigan (7 IP)
Wade Davis	May 4, 2007 with Vero Beach (7 IP)
Matt Moore	June 6, 2009 with Bowling Green (7 IP)
Matt Garza	July 26, 2010 with Tampa Bay (9 IP)
Matt Moore	June 16, 2011 with Montgomery (9 IP)
Victor Mateo	July 8, 2011 with Bowling Green (7 IP)
Victor Mateo	Aug 24, 2013 with Montgomery (9 IP)
Blake Snell	Aug 2, 2014 with Charlotte (5.1 IP)
Buddy Borden	May 13, 2015 with Charlotte (7 IP)
Justin Marks	July 16, 2016 with Durham (9 IP)



PITCHING LEADERS

ERA (min. 162 IP)

Blake Snell, 2018	1.89
David Price, 2012	2.56
David Price, 2010	2.72
James Shields, 2011	2.82
Alex Cobb, 2014	2.87
Jeremy Hellickson, 2011	2.95
Charlie Morton, 2019	3.05
Jeremy Hellickson, 2012	3.10
David Price, 2014	3.11
Chris Archer, 2015	3.23

Games

Randy Choate, 2010	85
Joel Peralta, 2013	80
Joel Peralta, 2012	76
Fernando Rodney, 2012	76
Shawn Camp, 2006	75
Sergio Romo, 2018	73
Jake McGee, 2014	73
Grant Balfour, 2009	73
Roberto Hernández, 1999	72
3 tied	71

Games Started

Chris Archer, 2017	34
Chris Archer, 2015	34
David Price, 2011	34
Scott Kazmir, 2007	34
9 tied	33

Innings Pitched

James Shields, 2011	249.1
James Shields, 2012	227.2
David Price, 2011	224.1
Tanyon Sturtze, 2002	224.0
James Shields, 2009	219.2
James Shields, 2008	215.0
James Shields, 2007	215.0
Chris Archer, 2015	212.0
David Price, 2012	211.0
David Price, 2010	208.2

Wins

Blake Snell, 2018	21
David Price, 2012	20
David Price, 2010	19
Matt Moore, 2013	17
Charlie Morton, 2019	16
Ryan Yarbrough, 2018	16
James Shields, 2011	16
James Shields, 2012	15
Matt Garza, 2010	15
3 tied	14

Losses

Chris Archer, 2016	19
Tanyon Sturtze, 2002	18
James Shields, 2010	15
Edwin Jackson, 2007	15
Mark Hendrickson, 2004	15
Bobby Witt, 1999	15
Tony Saunders, 1998	15
Wilson Álvarez, 1998	14
6 tied	13

Winning Pct. (min. 15 Dec.)

Matt Moore, 2013	.810 (17-4)
Blake Snell, 2018	.808 (21-5)
David Price, 2012	.800 (20-5)
David Price, 2010	.760 (19-6)
Charlie Morton, 2019	.727 (16-6)
Ryan Yarbrough, 2018	.727 (16-6)
Jeff Niemann, 2009	.684 (13-6)
Erasmio Ramirez, 2015	.647 (11-6)
James Shields, 2008	.636 (14-8)
Jake Odorizzi, 2016	.625 (10-6)

Strikeouts

Chris Archer, 2015	252
Chris Archer, 2017	249
Charlie Morton, 2019	240
Scott Kazmir, 2007	239
Chris Archer, 2016	233
James Shields, 2011	225
James Shields, 2012	223
Blake Snell, 2018	221
David Price, 2011	218
David Price, 2012	205

Saves

Fernando Rodney, 2012	48
Alex Colomé, 2017	47
Rafael Soriano, 2010	45
Roberto Hernández, 1999	43
Brad Boxberger, 2015	41
Danys Báez, 2005	41
Alex Colomé, 2016	37
Fernando Rodney, 2013	37
Roberto Hernández, 2000	32
Danys Báez, 2004	30

Complete Games

James Shields, 2011	11
Joe Kennedy, 2002	5
David Price, 2013	4
Tanyon Sturtze, 2002	4
Albie Lopez, 2000	4
6 tied	3

Shutouts

James Shields, 2011	4
Chris Archer, 2013	2
James Shields, 2012	2
Jeff Niemann, 2009	2
Matt Garza, 2008	2
James Shields, 2008	2
Bobby Witt, 1999	2
Rolando Arrojo, 1998	2
23 tied	1

Lowest Opp Avg. (min. 162 IP)

Blake Snell, 2018	.178
Jeremy Hellickson, 2011	.210
Charlie Morton, 2019	.215
James Shields, 2011	.217
Chris Archer, 2015	.220
David Price, 2010	.221
David Price, 2012	.226
David Price, 2011	.230
Alex Cobb, 2014	.231
Jake Odorizzi, 2015	.231

CURRENT RAYS IN **BOLD**



RAYS RECORDS AT TROPICANA FIELD

BATTING LEADERS / ALL-TIME

Batting Avg. (min. 500 PA)

Carl Crawford	.304
Akinori Iwamura	.297
Fred McGriff	.293
Jorge Cantú	.293
Jason Bartlett	.290
Aubrey Huff	.285
Randy Winn	.284
Rocco Baldelli	.284
James Loney	.280
Steve Cox	.275

Home Runs

Evan Longoria	129
Carlos Peña	85
Aubrey Huff	69
B.J. Upton	60
Ben Zobrist	55
Carl Crawford	53
Fred McGriff	52
Matt Joyce	31
Kevin Kiermaier	31
Brad Miller	31

RBI

Evan Longoria	419
Carl Crawford	298
Carlos Peña	243
Aubrey Huff	240
Ben Zobrist	232
B.J. Upton	215
Fred McGriff	180
Matt Joyce	137
Kevin Kiermaier	131
Toby Hall	114

CURRENT RAYS IN **BOLD**

BATTING LEADERS / SINGLE SEASON

Batting Avg. (min. 200 PA)

Mallex Smith, 2018	.347
Fred McGriff, 1999	.344
Carl Crawford, 2004	.332
Aubrey Huff, 2002	.328
Matt Duffy, 2018	.325
Randy Winn, 2002	.325
Evan Longoria, 2010	.324
Carl Crawford, 2003	.319
Casey Kotchman, 2011	.315
Ben Zobrist, 2009	.312

Home Runs

Carlos Peña, 2007	23
Brad Miller, 2016	22
Carlos Peña, 2009	19
Carlos Peña, 2010	18
Ben Zobrist, 2009	18
Ty Wigginton, 2006	18
Fred McGriff, 1999	18
4 tied	17

RBI

Jorge Cantú, 2005	61
Carlos Peña, 2007	59
Carlos Peña, 2008	57
Ben Zobrist, 2009	56
Aubrey Huff, 2004	55
Evan Longoria, 2009	54
Fred McGriff, 1999	54
Aubrey Huff, 2003	53
Carlos Peña, 2009	51
Evan Longoria, 2008	51

CURRENT RAYS IN **BOLD**

DID YOU KNOW?

YOUNGEST RAYS ALL-TIME, AT TIME OF DEBUT

PLAYER	AGE
B.J. Upton	19 years, 11 months, 10 days
Chad Gaudin	20 years, 4 months, 8 days
Scott Kazmir	20 years, 7 months, 1 day
Carl Crawford	20 years, 11 months, 15 days
Delmon Young	20 years, 11 months, 15 days
Rocco Baldelli	21 years, 6 months, 6 days
José Alvarado	21 years, 11 months, 12 days
Seth McClung	22 years, 1 month, 24 days
Matt Moore	22 years, 2 months, 27 days

| TB |



PITCHING LEADERS / ALL-TIME

Wins

James Shields	47
David Price	35
Scott Kazmir	26
Alex Cobb	23
Chris Archer	22
Blake Snell	22
Matt Moore	21
Jake Odorizzi	21
Matt Garza	20
Jeremy Hellickson	20

ERA (min. 200 IP)

Blake Snell	2.51
David Price	2.89
Alex Cobb	3.10
Matt Garza	3.21
Chris Archer	3.30
James Shields	3.34
Jake Odorizzi	3.38
Wade Davis	3.44
Jeremy Hellickson	3.59
Scott Kazmir	3.67

Strikeouts

James Shields	693
Chris Archer	598
David Price	551
Scott Kazmir	460
Jake Odorizzi	354
Alex Cobb	317
Blake Snell	298
Matt Moore	271
Jeremy Hellickson	258
Matt Garza	250

CURRENT RAYS IN **BOLD**

PITCHING LEADERS / SINGLE SEASON

Wins

Blake Snell, 2018	10
Ryan Yarbrough, 2018	9
James Shields, 2011	9
David Price, 2010	9
Charlie Morton, 2019	8
James Shields, 2012	8
Matt Garza, 2010	8
David Price, 2009	8
Scott Kazmir, 2008	8
James Shields, 2008	8

ERA (min. 50 IP)

Blake Snell, 2018	1.27
David Price, 2012	1.81
Scott Kazmir, 2006	1.91
David Price, 2010	1.96
James Shields, 2011	2.36
Alex Cobb, 2017	2.46
Jeremy Hellickson, 2011	2.54
Charlie Morton, 2019	2.59
James Shields, 2008	2.59
Alex Cobb, 2014	2.59

Strikeouts

Chris Archer, 2015	144
Charlie Morton, 2019	143
Scott Kazmir, 2007	137
Chris Archer, 2017	135
David Price, 2011	129
James Shields, 2012	128
James Shields, 2011	124
Chris Archer, 2016	123
James Shields, 2010	109
David Price, 2010	107

CURRENT RAYS IN **BOLD**

DID YOU KNOW?

SPLASH DOWN

Since the Rays Touch Tank opened in 2006 in right-center field, 7 HR have been hit into the water. Only two of those 7 HR were by Rays players: José Lobatón hit a walk-off solo homer in the 9th inning of Game 3 of the ALDS vs. Boston (Koji Uehara) to save the Rays from elimination, and Brad Miller did it against the Yankees on July 31, 2016.

BATTER	GAME	PITCHER
Luis Gonzalez, LAD	June 24, 2007	Edwin Jackson
Miguel Cabrera, DET	June 30, 2013	Jeremy Hellickson
José Lobatón, TB	Oct 7, 2013 *	Koji Uehara
Nelson Cruz, SEA	May 27, 2015	Brad Boxberger
Brad Miller, TB	July 31, 2016	Michael Pineda
Robbie Grossman, MIN	Sep 5, 2017	Alex Colomé
Kole Calhoun, LAA	Aug 1, 2018	Tyler Glasnow

* POSTSEASON



OPPONENT ALL-TIME LEADERS vs. RAYS

BATTING LEADERS

Batting Avg. (min. 250 PA)

Iván Rodríguez	.351
Joe Mauer	.345
Victor Martínez	.333
Bernie Williams	.330
Shea Hillenbrand	.329
Edgar Martínez	.327
Vladimir Guerrero	.324
Ramón Hernández	.319
Hideki Matsui	.314
2 tied	.313

Home Runs

Álex Rodríguez	56
David Ortiz	53
Manny Ramírez	41
Chris Davis	33
José Bautista	32
Carlos Delgado	32
Edwin Encarnación	32
Jason Giambi	32
Mark Teixeira	27
Adam Jones	26

Runs

Derek Jeter	184
Álex Rodríguez	157
David Ortiz	144
Johnny Damon	125
Manny Ramírez	112
Dustin Pedroia	105
Brian Roberts	101
Robinson Canó	99
Brett Gardner	99
Jason Giambi	95

RBI

David Ortiz	178
Álex Rodríguez	160
Manny Ramírez	143
Derek Jeter	124
Jason Giambi	117
Jorge Posada	115
Johnny Damon	104
Robinson Canó	101
Hideki Matsui	99
Melvin Mora	91

Hits

Derek Jeter	317
David Ortiz	245
Álex Rodríguez	234
Robinson Canó	208
Johnny Damon	198
Adam Jones	197
Manny Ramírez	178
Dustin Pedroia	173
Brian Roberts	168
Jacoby Ellsbury	166

Stolen Bases

Jacoby Ellsbury	39
Brian Roberts	38
Johnny Damon	33
Brett Gardner	30
Derek Jeter	30
Rajai Davis	25
Álex Rodríguez	23
Coco Crisp	22
Ichiro Suzuki	21
Mookie Betts	20

PITCHING LEADERS

ERA (min. 100 IP)

Mariano Rivera	1.69
Pedro Martínez	1.99
Félix Hernández	2.19
Orlando Hernández	2.54
Clay Buchholz	2.67
Jamie Moyer	2.78
David Wells	2.80
Josh Beckett	2.89
Chris Sale	2.94
Miguel González	3.00

Strikeouts

CC Sabathia	319
Rick Porcello	185
Jon Lester	184
A.J. Burnett	180
Chris Sale	179
Pedro Martínez	172
Roy Halladay	170
Mike Mussina	170
Andy Pettitte	170
Tim Wakefield	164

Wins

Tim Wakefield	21
Mike Mussina	19
CC Sabathia	18
Andy Pettitte	17
Rick Porcello	14
John Lackey	13
Jon Lester	13
5 tied	12

Saves

Mariano Rivera	64
Jonathan Papelbon	26
Zack Britton	18
Joe Nathan	18
Troy Percival	18
Craig Kimbrel	17
Roberto Osuna	17
Keith Foulke	16
B.J. Ryan	16
Ugueth Urbina	16

Games Started

CC Sabathia	53
Tim Wakefield	36
Mike Mussina	33
Andy Pettitte	33
Rick Porcello	32
Roy Halladay	31
Jon Lester	30
Mark Buehrle	28
A.J. Burnett	28
Chris Tillman	28

Home Runs Allowed

CC Sabathia	46
Chris Tillman	29
Tim Wakefield	26
Jon Lester	25
Bartolo Colón	23
Dylan Bundy	21
Andy Pettitte	21
Wei-Yin Chen	20
Masahiro Tanaka	20
Rick Porcello	20



MONTHLY RECORDS

RAYS BY MONTH

YEAR	MARCH	APRIL	MAY	JUNE	JULY	AUG	SEP	OCT
1998	0-1	12-13	12-16	10-17	9-16	10-20	10-16	
1999		12-12	11-16	10-16	10-17	16-12	9-18	1-2
2000		9-15	8-19	15-11	12-14	15-15	9-18	1-0
2001		8-18	7-20	9-18	11-15	13-16	9-11	5-2
2002		9-15	9-19	10-17	7-20	11-18	9-17	
2003	1-0	9-17	11-16	5-21	14-12	13-16	10-17	
2004	1-1	6-13	11-17	20-6	11-17	10-18	9-18	2-1
2005		8-16	11-18	8-18	13-14	15-13	12-14	0-2
2006		11-14	10-18	14-13	9-17	9-19	8-19	0-1
2007		11-14	11-15	11-17	7-20	15-14	11-16	
2008	1-0	14-12	19-10	16-10	13-12	21-7	13-14	
2009		9-14	16-14	19-7	12-12	15-12	11-17	2-2
2010		17-6	17-12	11-14	19-7	17-12	13-14	2-1
2011		15-12	14-13	16-11	11-15	18-10	17-10	
2012		15-8	14-14	12-15	13-13	17-11	17-10	2-1
2013		12-14	18-10	13-15	21-5	11-15	17-12	
2014	1-0	10-16	12-17	13-16	17-6	13-16	11-14	
2015		12-10	14-15	16-12	9-16	14-13	12-15	3-1
2016		11-12	11-16	11-17	9-16	14-15	10-18	2-0
2017		12-14	17-13	13-13	12-13	13-15	12-14	1-0
2018	1-2	12-12	15-13	13-14	13-12	17-10	19-9	
2019	3-1	16-8	16-11	13-16	14-12	17-10	17-8	
Totals	8-4 .667	250-285 .467	284-332 .461	278-314 .470	266-301 .469	314-307 .506	265-319 .454	21-13 .618

BATTING LEADERS

Hits, By Month

April	39	Rocco Baldelli *	2003
May	44	Corey Dickerson	2017
June	42	Randy Winn	2002
July	40	Julio Lugo	2005
Aug	50	Carl Crawford	2007
Sep	38	Carl Crawford	2010

Hits, Any Month

50	Carl Crawford	Aug	2007
44	Corey Dickerson	May	2017
	Aubrey Huff	Aug	2002
43	Carl Crawford	May	2009
42	Aubrey Huff	Aug	2003
	Randy Winn	June	2002

RBI, By Month

April	25	Ben Zobrist	2011
May	31	Evan Longoria	2009
June	27	Greg Vaughn	2001
July	27	Gerald Williams	2000
Aug	29	Carlos Peña	2008, 2009
Sep	29	Carlos Peña	2007

RBI, Any Month

31	Evan Longoria	May	2009
29	Carlos Peña	Aug	2009
	Carlos Peña	Aug	2008
	Carlos Peña	Sep	2007
28	Jorge Cantú	Aug	2005

Home Runs, By Month

April	11	Jonny Gomes	2006
May	10	Logan Morrison	2017
		Aubrey Huff	2003
June	9	Evan Longoria	2016
		José Canseco	1999
July	8	Travis d'Arnaud	2019
		Carlos Peña	2007
		Aubrey Huff	2004, 2005
		Gerald Williams	2000
Aug	12	Carlos Peña	2009
Sep	13	Carlos Peña	2007

* ROOKIE



Home Runs, Any Month

13	Carlos Peña	Sep	2007
12	B.J. Upton	Sep	2012
	Carlos Peña	Aug	2009
11	Jonny Gomes	April	2006
10	Logan Morrison	May	2017
	Evan Longoria	Aug	2011
	Aubrey Huff	May	2003

Batting Avg., Best Months (min. 50 AB)

.422 (38 H/90 AB)	Fred McGriff	July	1999
.414 (36/87)	Matt Joyce	May	2011
.389 (28/72)	Mallex Smith	Aug	2018
.389 (28/72)	Jason Bartlett	Aug	2008
.388 (31/80)	Jason Bartlett	May	2009
.388 (50/129)	Carl Crawford	Aug	2007
.385 (37/96)	Aubrey Huff	Aug	2004
.382 (29/76)	Fred McGriff	June	2001

PITCHING LEADERS

Innings Pitched, By Month

April	46.1	James Shields	2011
May	47.1	James Shields	2007
June	47.1	Joe Kennedy	2002
July	48.1	David Price	2013
Aug	48.2	James Shields	2011
Sep	43.0	David Price	2010

Innings Pitched, Any Month

48.2	James Shields	Aug	2011
48.1	David Price	July	2013
47.1	James Shields	May	2007
	Joe Kennedy	June	2002
46.2	David Price	July	2014
46.1	James Shields	April	2011

Earned Run Average, Best Months (min. 25 IP)

0.73 (3 ER/37 IP)	Chris Archer *	July	2013
0.84 (3/32.1)	Chris Archer	April	2015
1.03 (3/26.1)	Jake Odorizzi	Sep	2017
1.04 (3/26)	Blake Snell	Aug	2018
1.06 (4/34)	Jeff Niemann	July	2011
1.13 (4/32)	Matt Moore	April	2013
1.22 (5/37)	Scott Kazmir	May	2008
1.26 (5/35.2)	Blake Snell	Sep	2018
1.27 (5/35.1)	Matt Garza	Aug	2010
1.36 (5/33)	Jeremy Hellickson *	May	2011
1.43 (6/37.2)	Julio Santana	Aug	1998
1.44 (4/25)	Erasmo Ramirez	June	2015

Strikeouts, By Month

April	43	Chris Archer	2016
May	58	Chris Archer	2017
June	54	David Price	2014
July	46	Chris Archer	2017
		James Shields	2012
Aug	50	Chris Archer	2015
		Scott Kazmir	2007
Sep	53	Blake Snell	2018

Wins, By Month

April	5	Matt Moore	2013
May	5	Scott Kazmir	2008
June	5	Jeremy Hellickson	2013
		David Price	2012
July	5	David Price	2013, 2014
Aug	4	Jalen Beeks	2018
		Blake Snell	2018
		Jake Odorizzi	2016
		Alex Cobb	2012
		Jeff Niemann	2011
		James Shields	2010, 2011
		Edwin Jackson	2008
		Scott Kazmir	2007
		Seth McClung	2005
		Wilson Alvarez	1999
		Jim Mecir	1998
Sep	5	Blake Snell	2018

Saves, By Month

April	9	Al Reyes	2007
May	10	Alex Colomé	2017
		Brad Boxberger	2015
June	7	Alex Colomé	2016
		Danys Báez	2004
		Roberto Hernández	1998
July	11	Rafael Soriano	2010
Aug	11	Danys Báez	2005
Sep	10	Danys Báez	2005

* ROOKIE



TEAM & INDIVIDUAL FIELDING RECORDS

SINGLE SEASON & GAME

Most Double Plays, Team	
198	1999

Most Outfield Assists, Team	
47	1998

Best Fielding Pct., Team	
.990	2013

Fewest Errors, Team	
59	2013

Most Errors, Team	
139	2001

Most Double Plays, Game	
5	7/16/12 vs. CLE
	9/16/06 at TOR
	7/22/06 vs. BAL
	6/9/04 vs. SF (10 inn.)
	5/2/00 vs. TEX
	8/16/99 at DET
	5/18/99 at TEX
	9/17/98 vs. NYY

Fewest Assists, Game	
0 #	5/17/03 at BAL
	5/1/02 at MIN

Most Errors, Game	
5	5/12/12 at BAL
	4/15/01 vs. TOR
	5/12/00 vs. TOR

Most Errors, Inning	
4	4/27/14 at CWS
3	5/12/17 at BOS
	5/12/14 at SEA
	5/12/12 at BAL
	7/2/07 at CLE
	7/2/06 at WAS
	6/5/03 at CHC
	5/16/02 at NYY
	9/5/01 at SEA
	8/14/00 at BOS

Most Errors, Game, Both Clubs	
7	5/12/12, TB (5) at TOR (2)

Most Consecutive Errorless Games	
10	7/28/11 thru 8/7/11
	8/24/10 thru 9/4/10
	4/23/08 thru 5/3/08

Most Consecutive Games with an Error	
11	8/29/04 thru 9/11/04

Most Passed Balls, Game	
2	(13x), last 4/5/18 at BOS

Most Outfield Assists, Individual, Season	
18	Quinton McCracken, 1998

Most Outfield Assists, Individual, Inning	
2	J. Gomes, 9/6/05 at NYY
	R. Baldelli, 8/12/04 at BOS

Most Outfield Assists, Game	
2	(20x), last Carlos Gómez, 6/19/18 at HOU

Most Caught Stealing, Game	
3	J. Jaso, 5/30/10 vs. CWS
	D. Navarro, 7/16/06 at LAA
	T. Hall, 7/13/02 vs. SEA
	J. Flaherty, 7/16/99 vs. NYM

Most Infield Assists, 9-Inning Game	
10	Miguel Cairo (2x), 8/7/00 vs. MIN; 7/31/98 vs. DET

Most Errors, Game	
3	E. Longoria, 4/17/12 at TOR
	S. Rodriguez, 5/30/11 vs. TEX
	D. Navarro, 6/6/09 at NYY
	J. Wilson, 9/1/07 at NYY
	A. Gonzalez, 7/20/05 at BOS
	J. Smith, 7/19/02 at TOR
	K. Stocker, 5/12/00 vs. TOR

TIES MODERN MAJOR LEAGUE RECORD

DID YOU KNOW?

RAYS TO HOMER IN THEIR FIRST PLATE APPEARANCE AT TROPICANA FIELD

PLAYER	DATE	PITCH COUNT
Terry Shumpert	March 31, 2003 vs. BOS	1-0 pitch off Alan Embree
Joe Dillon	May 30, 2009 vs. MIN	1-1 pitch off Francisco Liriano
Wil Myers	June 24, 2013 vs. TOR	1-2 pitch off Esmil Rogers
Jake Elmore	April 22, 2015 vs. BOS	2-2 pitch off Edward Mujica
Nick Ciuffo	Sep 7, 2018 vs. BAL	1-0 pitch off Dylan Bundy
Eric Sogard	Aug 3, 2019 vs. MIA	0-1 pitch off Elieser Hernández



SINGLE-SEASON FIELDING LEADERS

CATCHERS

Putouts		
837	Dioner Navarro	2008
814	Dioner Navarro	2007
764	Mike Zunino	2019
759	Toby Hall	2005
752	René Rivera	2015

Assists		
87	John Flaherty	1999
67	Dioner Navarro	2007
60	René Rivera	2015
	Toby Hall	2003
55	Dioner Navarro	2008

Errors		
14	Dioner Navarro	2007
11	René Rivera	2015
9	Toby Hall	2005
	Toby Hall	2003
8	Mike DiFelice	2000

Fielding Pct. (Qualifiers)		
.996	José Lobaton	2013
.994	5 tied	

THIRD BASEMEN

Putouts		
127	Evan Longoria	2010
124	Evan Longoria	2011
121	Evan Longoria	2014
112	Evan Longoria	2009
109	Evan Longoria	2015

Assists		
302	Evan Longoria	2009
279	Evan Longoria	2013
276	Evan Longoria	2010
267	Evan Longoria	2017
262	Evan Longoria	2014

Errors		
15	Aubrey Huff	2001
14	Evan Longoria	2011
	Evan Longoria	2010
	Alex Gonzalez	2005
	Jared Sandberg	2002

Fielding Pct. (Qualifiers)		
.976	Evan Longoria	2015
.975	Evan Longoria	2016
	Akinori Iwamura	2007
.972	Evan Longoria	2013
.970	Evan Longoria	2009

FIRST BASEMEN

Putouts		
1,300	Fred McGriff	2000
1,223	Travis Lee	2003
1,203	James Loney	2013
1,182	Carlos Peña	2012
1,150	Fred McGriff	1998

Assists		
130	Carlos Peña	2007
106	Carlos Peña	2008
100	Travis Lee	2003
98	James Loney	2013
95	Carlos Peña	2012

Errors		
13	Fred McGriff	1999
10	Carlos Peña	2009
	Fred McGriff	2000
9	James Loney	2014
	Fred McGriff	2001

Fielding Pct. (Qualifiers)		
.998	Casey Kotchman	2011
	Carlos Peña	2008
	Travis Lee	2006
	Travis Lee	2003
.997	Tino Martinez	2004

SHORTSTOPS

Putouts		
310	Julio Lugo	2005
236	Julio Lugo	2004
229	Chris Gomez	2002
211	Julio Lugo	2003
208	Yunel Escobar	2013

Assists		
424	Julio Lugo	2005
422	Julio Lugo	2004
395	Yunel Escobar	2013
388	Willy Adames	2019
368	Félix Martínez	2000

Errors		
25	Julio Lugo	2004
24	Julio Lugo	2005
20	Jason Bartlett	2009
17	Willy Adames	2019
	Julio Lugo	2003

Fielding Pct. (Qualifiers)		
.989	Yunel Escobar	2013
.980	Chris Gomez	2002
	Asdrúbal Cabrera	2015
.979	Kevin Stocker	1998
.977	Jason Bartlett	2010

SECOND BASEMEN

Putouts		
284	Akinori Iwamura	2008
278	Miguel Cairo	1998
253	Brent Abernathy	2002
251	Miguel Cairo	1999
218	2 tied	

Assists		
429	Miguel Cairo	1998
397	Akinori Iwamura	2008
377	Miguel Cairo	1999
350	Marlon Anderson	2003
332	Ben Zobrist	2013

Errors		
16	Miguel Cairo	1998
15	Marlon Anderson	2003
13	Jorge Cantú	2006
12	B.J. Upton	2007
	Brent Abernathy	2002

Fielding Pct. (Qualifiers)		
.993	Ben Zobrist	2013
.990	Akinori Iwamura	2008
.989	Ben Zobrist	2011
.986	Miguel Cairo	1999
.985	Logan Forsythe	2015

OUTFIELDERS

Putouts		
437	Rocco Baldelli	2003
412	Kevin Kiermaier	2015
397	B.J. Upton	2010
394	Randy Winn	2002
382	B.J. Upton	2011

Assists		
18	Quinton McCracken	1998
16	B.J. Upton	2008
	Delmon Young	2007
15	Kevin Kiermaier	2015
14	Rocco Baldelli	2003

Errors		
10	José Cruz Jr.	2004
8	Rocco Baldelli	2004
7	Carlos Gómez	2018
	B.J. Upton	2008
	Delmon Young	2007

Fielding Pct. (Qualifiers)		
1.000	Tommy Pham	2019
	Desmond Jennings	2014
	Desmond Jennings	2012
	Ben Zobrist	2010
.995	2 tied	



CAREER STARTS BY POSITION

Catcher

Toby Hall	550
John Flaherty	442
Dioner Navarro	416
José Molina	237
Mike DiFelice	234

First Base

Carlos Peña	666
Fred McGriff	482
James Loney	383
Travis Lee	338
Steve Cox	201

Second Base

Ben Zobrist	485
Miguel Cairo	349
Logan Forsythe	299
Akinori Iwamura	215
Jorge Cantú	210

Shortstop

Julio Lugo	485
Jason Bartlett	380
Yunel Escobar	283
Kevin Stocker	219
Willy Adames	217

Third Base

Evan Longoria	1,336
Aubrey Huff	272
Jared Sandberg	173
Wade Boggs	147
Bobby Smith	136

Left Field

Carl Crawford	1,127
Desmond Jennings	207
Greg Vaughn	159
Tommy Pham	158
Corey Dickerson	156

Center Field

B.J. Upton	794
Kevin Kiermaier	561
Rocco Baldelli	374
Randy Winn	326
Desmond Jennings	306

Right Field

Steven Souza Jr.	345
Matt Joyce	303
Ben Zobrist	250
Aubrey Huff	198
Dave Martinez	191

DID YOU KNOW?

2020 TROPICANA FIELD GROUND RULES

BULLPEN AREA

- ♦ Ball lodging on, under or in the bullpen seating area: out of play. A ball is deemed to be lodged when it goes in or behind equipment or seating or, in the umpire's judgment, is deemed otherwise unplayable.
- ♦ Ball enters the bullpen seating area and rebounds out of the seating area: in play.

CATWALKS, LIGHTS AND SUSPENDED OBJECTS

- ♦ Batted ball strikes catwalk, light or suspended object over fair territory:
 - Batted ball that strikes either of the lower two catwalks, lights or suspended objects in fair territory: home run.
 - Batted ball that is not judged a home run and remains on a catwalk, light or suspended object: two bases.
 - Batted ball that is not judged a home run and strikes a catwalk, light or suspended object in fair territory shall be judged fair or foul in relation to where it strikes the ground or is touched by a fielder. If caught by fielder, batter is out and runners advance at own risk.
- ♦ Batted ball strikes catwalk, light or suspended object over foul territory: dead ball.



HOME RUN RECORDS

RAYS GRAND SLAMS : 72

PLAYER	GAME	PITCHER
P. Sorrento	5/3/98 at CLE	C. Nagy
P. Sorrento (2)	6/27/98 at PHI	C. Schilling
W. Boggs	9/13/98 vs. TEX	E. Loaiza
T. Lowery	8/18/99 at DET	D. Borkowski
R. Winn	10/3/99 vs. NYY	J. Juden
F. McGriff	4/3/00 at MIN	B. Radke
F. McGriff (2)	5/17/00 at TEX	D. Davis
J. Guillén	6/25/00 at TEX	K. Rogers
S. Cox	6/27/00 vs. TOR	K. Escobar
B. Grieve	6/12/01 vs. PHI	E. Oropesa
G. Vaughn	6/26/01 at BOS	R. Arjojo
G. Vaughn (2)	7/22/01 vs. TEX	P. Mahomes
B. Grieve (2)	7/27/01 at TEX	R. Bell
R. Winn (2)	4/4/02 vs. DET	J. Miller
J. Flaherty	5/28/02 vs. SEA	J. Pineiro
J. Sandberg	7/30/02 vs. BAL	J. Stephens
J. Lugo	6/13/03 vs. PIT	B. Boehringer
M. Anderson	6/24/03 vs. NYY	A. Reyes
D. Rolls	7/24/03 at BOS	C. Fox
R. Baldelli	7/22/04 at MIN	J. Rincón
T. Hall	8/4/04 vs. BOS	B. Arroyo
E. Perez	6/8/05 at CIN	E. Milton
A. Huff	7/22/05 vs. BAL	B. Chen
A. Huff (2)	7/26/05 vs. BOS	C. Bradford
J. Gomes	4/12/06 vs. BAL	S. Rleal
J. Cantú	7/21/06 vs. BAL	A. Loewen
C. Crawford	4/24/07 vs. NYY	M. Myers
C. Peña	6/12/07 vs. SD	D. Brocail
D. Navarro	7/20/07 at NYY	E. Ramirez
J. Gomes (2)	8/7/07 at DET	J. Grilli
C. Peña	9/5/07 vs. BAL	F. Cabrera
J. Velandia	9/25/07 vs. NYY	B. Bruney
D. Navarro (2)	5/8/08 at TOR	S. Camp
C. Crawford	6/19/08 vs. CHC	S. Eyre
E. Longoria	7/19/08 vs. TOR	R. Halladay
B. Zobrist	8/29/08 vs. BAL	F. Cabrera
B. Zobrist	9/13/08 at NYY	S. Ponson

PLAYER	GAME	PITCHER
C. Peña	4/13/09 vs. NYY	J. Albaladejo
B. Zobrist	4/17/09 vs. CWS	M. Thornton
E. Longoria	5/1/09 vs. BOS	J. Masterson
B. Zobrist	6/3/09 vs. KC	B. Bannister
G. Zaun	8/16/09 vs. TOR	B. League
C. Crawford (3)	6/2/10 at TOR	S. Downs
C. Peña	6/8/10 vs. TOR	R. Lewis
M. Joyce	7/3/10 at MIN	M. Guerrier
M. Joyce	7/26/10 vs. DET	M. Scherzer
J. Bartlett	8/5/10 vs. MIN	R. Mahay
K. Shoppach	8/14/10 vs. BAL	B. Matsuz
B. Hawpe	9/11/10 at TOR	R. Romero
B. Zobrist (5)	7/15/11 vs. BOS	A. Miller
B. Upton	9/11/11 vs. BOS	M. Albers
C. Peña (5)	4/6/12 vs. NYY	C. Sabathia
L. Scott	4/18/12 at TOR	C. Villanueva
M. Joyce	5/19/12 vs. ATL	R. Delgado
M. Joyce (4)	5/25/12 at BOS	J. Lester
E. Longoria (3)	5/6/13 vs. TOR	M. Buehrle
W. Myers	6/22/13 at NYY	C. Sabathia
K. Kiermaier	7/9/14 vs. KC	Y. Ventura
J. Butler	10/4/15 vs. TOR	M. Buehrle
C. Dickerson	5/11/16 at SEA	T. Walker
L. Morrison	4/14/17 at BOS	R. Porcello
C. Rasmus	5/10/17 vs. KC	P. Moylan
S. Souza Jr.	6/18/17 at DET	B. Farmer
W. Ramos	9/22/17 at BAL	U. Jimenez
D. Robertson	5/19/18 at LAA	A. Heaney
K. Kiermaier (2)	6/25/18 vs. WAS	G. Gonzalez
D. Robertson (2)	7/22/18 vs. MIA	K. Barraclough
J. Choi	9/7/18 vs. BAL	R. Meisinger
T. Pham	5/6/19 vs. ARI	M. Kelly
W. Adames	6/4/19 at DET	B. Farmer
T. d'Arnaud	7/21/19 vs. CWS	D. Cease
A. Meadows	8/23/19 at BAL	T. Blach



INSIDE-THE-PARK HOME RUNS / RAYS : 17, OPPONENTS : 10

PLAYER	GAME	PITCHER
D. Martinez, TB	7/10/98 vs. NYY	H. Irapu
T. Walker, MIN	9/5/99 at TB	R. Rupe
R. Winn, TB	10/3/99 vs. NYY	J. Juden
P. Konerko, CWS	4/11/00 at TB	E. Yan
L. Alicea, TEX	6/23/00 at TEX	C. Lidle
C. Gomez, TB	8/28/01 vs. SEA	R. Franklin
R. Winn, TB	5/8/02 vs. NYY	R. Clemens
A. Berroa, KC	8/1/03 at KC	J. Kennedy
A. Guiel, KC	8/1/03 at KC	G. González
R. Sánchez, TB	6/11/04 vs. COL	S. Chacon
C. Crawford, TB	4/6/05 vs. TOR	J. Towers
A. Berroa, KC	5/15/05 at KC	M. Hendrickson
C. Crawford, TB	4/13/07 at MIN	J. Santana
C. Crawford, TB	7/20/09 at CWS	G. Floyd

PLAYER	GAME	PITCHER
E. Longoria, TB	6/12/11 at BAL	J. Accardo
B. Zobrist, TB	9/25/11 vs. TOR	B. Cecil
W. Myers, TB	5/4/14 at NYY	C. Sabathia
K. Kiermaier, TB	5/31/14 at BOS	A. Wilson
D. DeJesus, TB	9/7/14 vs. BAL	B. Norris
L. Forsythe, TB	7/8/15 at KC	J. Guthrie
J. Dyson, KC	7/8/15 at KC	C. Archer
E. Nuñez, MIN	6/2/16 at MIN	M. Moore
E. Carrera, TOR	5/6/17 vs. TOR	J. Odorizzi
E. Núñez, BOS	3/29/18 vs. BOS	C. Archer
D. Span, TB	4/28/18 at BOS	D. Price
K. Kiermaier, TB	5/23/19 at CLE	A. Plutko
A. García, TB	5/28/19 vs. TOR	C. Richard

RAY'S PINCH-HIT HOME RUNS : 53

PLAYER	GAME	PITCHER
P. Sorrento	5/28/98 vs. SEA	S. Gajkowski
P. Sorrento (GS) (2)	6/27/98 at PHI	C. Schilling
B. Trammell	9/19/98 vs. TOR	C. Almanzar
B. Trammell	4/7/00 vs. CLE	B. Witt
B. Trammell	4/22/00 vs. ANA	K. Mercker
B. Trammell (4)	6/4/00 at NYM	R. Rodriguez
R. Winn	4/14/01 at BAL	R. Kohlmeier
R. Winn (GS) (2)	4/4/02 vs. DET	M. Miller
J. Conti	7/31/02 vs. BAL	Y. Perez
T. Shumpert	3/31/03 vs. BOS	A. Embree
A. Martin	7/20/03 vs. TEX	R. Drese
M. Anderson	8/30/03 at OAK	C. Bradford
R. Fick	4/9/04 vs. BAL	J. Julio
E. Perez	4/22/05 vs. BOS	A. Embree
J. Gomes	4/30/05 at BAL	B. Ryan
T. Lee	6/13/05 vs. MIL	R. Bottalico
T. Lee (2)	8/14/05 at CLE	B. Wickman
G. Norton	5/6/06 at OAK	J. Duchscherer
B. Upton	9/8/07 vs. TOR	J. Accardo
J. Gomes (2)	6/28/08 at PIT	D. Marte
R. Baldelli	9/6/08 at TOR	B. Ryan
D. Johnson	9/9/08 at BOS	J. Papelbon
B. Zobrist (GS)	4/17/09 vs. CWS	M. Thornton
B. Zobrist	4/28/09 at MIN	J. Nathan
B. Zobrist (3)	5/ 21/09 vs.OAK	A. Bailey
G. Kapler	6/12/09 vs. WAS	R. Villone
G. Zaun (GS)	8/16/09 vs. TOR	B. League
G. Kapler (2)	8/28/09 at DET	B. Seay
W. Aybar	9/28/09 vs. BAL	M. Albers

PLAYER	GAME	PITCHER
W. Aybar	6/29/10 at BOS	H. Okajima
M. Joyce (GS)	7/3/10 at MIN	M. Guerrier
J. Bartlett (GS)	8/5/10 vs. MIN	R. Mahay
R. Baldelli (2)	9/5/10 at BAL	M. González
W. Aybar (3)	9/14/10 vs. NYY	B. Logan
D. Johnson (2)	9/28/11 vs. NYY	C. Wade
B. Allen	4/26/12 vs. LAA	J. Walden
L. Scott	4/27/12 at TEX	M. Lowe
J. Keppinger	6/30/12 vs. DET	J. Benoit
C. Peña	8/18/12 at LAA	K. Jepsen
J. Loney	9/23/13 vs. BAL	T. Hunter
S. Rodríguez	5/25/14 vs. BOS	C. Breslow
J. Sands	6/16/14 vs. BAL	B. Matusz
T. Beckham	4/11/15 at MIA	M. Dunn
T. Beckham (2)	4/16/15 at TOR	A. Loup
B. Guyer	5/8/15 vs. TEX	A. Claudio
B. Guyer (2)	9/20/15 vs. BAL	Z. Britton
T. Motter	5/17/16 at TOR	D. Storen
L. Morrison	8/19/17 vs. SEA	E. Diaz
T. Plouffe	9/28/17 at NYY	C. Shreve
D. Robertson	7/22/18 vs. MIA	K. Barraclough
G. Heredia	4/14/19 at TOR	T. Mayza
J. Aguilar	9/17/19 at LAD	K. Maeda
B. McKay	9/23/19 vs. BOS	T. Kelley



LONGEST HOME RUNS AT TROPICANA FIELD

DISTANCE	PLAYER	DATE & OPPONENT	LOCATION
482 feet *	SEA Nelson Cruz	Aug 18, 2017	LF (Party Deck)
478 feet	TB Vinny Castilla	April 4, 2001 vs. BOS	LF (Party Deck)
474 feet	TB Jonny Gomes	July 9, 2005 vs. DET	CF (Batter's Eye Roof)
473 feet	TB Evan Longoria	April 6, 2010 vs. BAL	LF (Party Deck)
472 feet	TEX Ivan Rodríguez	July 22, 2001	LF
472 feet	TB José Canseco	April 22, 2000 vs. ANA	CF (C-Ring Catwalk)
471 feet *	NY Yankees Alex Rodríguez	April 17, 2015	LC (Captain Morgan Deck)
470 feet	ANA Troy Glaus	April 21, 2000	LF (C-Ring Catwalk)
468 feet *	MIA Marcell Ozuna	May 3, 2017	LC (Party Deck)
468 feet	TB Fred McGriff	May 5, 1999 vs. KC	RC (D-Ring Catwalk)

* PER MLB STATCAST. DISTANCES WERE ESTIMATED BY RAYS PR STAFF PRIOR TO THE INTRODUCTION OF STATCAST IN 2015.

DID YOU KNOW?

CATWALK RUNDOWN

The four catwalks located above the playing surface at Tropicana Field are labeled the A-, B-, C- and D-rings, with the lowest being the D-ring. Any fair ball that hits the lower two catwalks (C, D) is a home run. A fair ball that hits one of the top two catwalks (A, B) is in play. Any fair ball that stays on one of the top two catwalks is a ground-rule double. A foul ball that hits one of the catwalks is a dead ball.

- ♦ The **D-ring** ranges from 59 feet above the playing surface in CF to 121 feet behind home plate.
- ♦ The **C-ring** ranges from 99 feet in CF to 146 feet behind home plate.
- ♦ The **B-ring** ranges from 142 feet in CF to 173 feet behind home plate.
- ♦ The **A-ring** ranges from 181 feet in CF to 194 feet behind home plate.

In 22 seasons, 179 fair balls have hit catwalks: C-ring (95), B (41), D (37), A (6). This includes two during the relocated Rangers-Astros series in 2017 due to the devastation caused by Hurricane Harvey. Not included in that total is one fair ball that struck the roof, off the bat of MIN Miguel Sanó on Aug 7, 2016.

Three fair balls have hit catwalks in the postseason: Evan Longoria homered off the C-ring in Game 1 of the 2008 ALDS vs. CWS (Javier Vázquez), B.J. Upton homered off the C-ring in Game 6 of the 2008 ALCS vs. BOS (Josh Beckett) and Willy Adames homered off the D-ring in Game 4 of the 2019 ALDS vs. HOU (Justin Verlander).

Seven times in Tropicana Field history, a fair ball has hit a catwalk and not come down: TEX Joey Gallo, June 30, 2019 (D-ring); TB Avisail García, April 18, 2019 vs. BAL (D-ring); TB John Jaso, Sep 17, 2015 vs. BAL (C-ring); BOS David Ortiz, Sep 17, 2008 (D-ring); BOS Jason Bay, Sep 15, 2008 (C-ring); Carlos Peña, May 26, 2008 vs. TEX (B-ring); and José Canseco, May 2, 1999 vs. DET (B-ring).

Evan Longoria is the all-time leader in fair balls off the catwalk (11) and catwalk home runs (8). Alex Rodríguez and David Ortiz hit the catwalks five times, most of any visiting players. Carlos Peña hit the catwalks five times in 2007, most by any player in one season. All told, 39 different Rays have hit balls off the catwalks in the regular season: Evan Longoria (10), Jonny Gomes (8), Carlos Peña (8), Greg Vaughn (6), Fred McGriff (4), Steven Souza Jr. (3), José Canseco (3), Ben Grieve (3), Willy Adames (2), Curt Casali (2), Carl Crawford (2), Vinny Castilla (2), Avisail García (2), Travis Lee (2), Rocco Baldelli (1), Tim Beckham (1), Corey Dickerson (1), Logan Forsythe (1), Nick Franklin (1), Aubrey Huff (1), John Jaso (1), Matt Joyce (1), Pete LaForest (1), Brandon Lowe (1), Brendan McKay (1), Brad Miller (1), Logan Morrison (1), Eduardo Perez (1), Tommy Pham (1), Sean Rodríguez (1), Jared Sandberg (1), Kelly Shoppach (1), Grady Sizemore (1), Paul Sorrento (1), Bubba Trammell (1), B.J. Upton (1), Rickie Weeks Jr. (1), Gerald Williams (1) and Randy Winn (1).



RAY'S LEADOFF HOME RUNS : 95

PLAYER	GAME	PITCHER
D. Martinez	5/11/98 vs. CLE	D. Burba
Q. McCracken	6/15/98 vs. TOR	W. Williams
M. Cairo	7/20/99 vs. PHI	P. Byrd
G. Williams	4/3/00 at MIN	B. Radke
G. Williams	5/15/00 at TEX	D. Oliver
G. Williams	6/23/00 at TEX	R. Helling
G. Williams (4)	7/21/00 at NYY	D. Gooden
R. Winn	7/16/01 at ATL	J. Marquis
R. Winn	6/9/02 vs. SD	B. Jones
R. Winn	6/11/02 vs. LAD	O. Daal
R. Winn	7/7/02 at ANA	R. Ortiz
R. Winn (5)	7/13/02 vs. SEA	J. Baldwin
J. Lugo	8/23/03 vs. CLE	C. Sabathia
C. Crawford	4/16/04 vs. CWS	D. Wright
C. Crawford	7/21/04 at MIN	B. Radke
C. Crawford	8/20/04 vs. OAK	R. Harden
C. Crawford	9/14/04 at BOS	P. Martinez
C. Crawford	7/5/05 at CWS	F. Garcia
J. Lugo	8/13/05 at CLE	S. Elarton
J. Lugo	8/31/05 at BOS	T. Wakefield
J. Lugo (4)	6/16/06 at PHI	C. Hamels
D. Hollins	8/4/06 vs. BOS	C. Schilling
R. Baldelli	8/11/06 at OAK	D. Haren
R. Baldelli	8/30/06 at CWS	J. Garland
R. Baldelli	9/2/06 vs. SEA	C. Baek
R. Baldelli	9/13/06 at NYY	C. Lidle
R. Baldelli	9/22/06 vs. NYY	C. Wang
D. Hollins (2)	10/1/06 at CLE	C. Lee
C. Crawford (6)	4/7/07 vs. TOR	T. Ohka
R. Baldelli (6)	4/18/07 vs. BAL	E. Bedard
E. Dukes	5/16/07 vs. TEX	V. Padilla
E. Dukes (2)	5/19/07 vs. FLA	D. Willis
B. Upton	5/23/07 vs. SEA	M. Batista
A. Iwamura	6/19/07 at ARI	D. Davis
A. Iwamura	6/23/07 vs. LAD	R. Wolf
A. Iwamura	5/15/08 vs. NYY	I. Kennedy
A. Iwamura (4)	6/3/08 at BOS	J. Masterson
B. Upton	6/30/08 vs. BOS	J. Masterson
J. Bartlett	5/7/09 at NYY	A. Pettitte
B. Upton	6/30/09 at TOR	S. Richmond
J. Bartlett	9/9/09 at NYY	J. Chamberlain
J. Bartlett (3)	5/19/10 at NYY	A. Burnett
B. Upton	6/24/10 vs. SD	W. LeBlanc
B. Upton	8/23/10 at LAA	S. Kazmir
J. Jaso	8/25/10 at LAA	D. Haren
J. Jaso	9/4/10 at BAL	J. Guthrie
J. Damon	6/12/11 at BAL	B. Matusz
M. Joyce	8/22/11 vs. DET	J. Verlander
D. Jennings	8/28/11 at TOR	B. Morrow

PLAYER	GAME	PITCHER
D. Jennings	4/24/12 vs. LAA	E. Santana
B. Upton	6/17/12 vs. MIA	J. Johnson
D. Jennings	7/25/12 at BAL	M. González
D. Jennings	8/12/12 at MIN	S. Diamond
B. Upton	9/9/12 vs. TEX	R. Oswalt
B. Upton (8)	9/12/12 at BAL	M. González
D. Jennings	4/16/13 at BAL	J. Arrieta
D. Jennings	4/18/13 at BAL	M. González
M. Joyce	6/10/13 vs. BOS	J. Lackey
M. Joyce	6/14/13 vs. KC	L. Mendoza
B. Zobrist	8/13/13 vs. SEA	E. Ramirez
D. DeJesus	9/22/13 vs. BAL	S. Feldman
M. Joyce (4)	9/24/13 at NYY	H. Kuroda
D. Jennings (7)	6/28/14 at BAL	W. Chen
B. Guyer	4/26/15 vs. TOR	M. Buehrle
B. Guyer	8/2/15 at BOS	W. Miley
B. Guyer	9/21/15 at BOS	E. Rodríguez
J. Jaso (3)	10/3/15 vs. TOR	M. Estrada
B. Guyer (4)	5/15/16 vs. OAK	S. Gray
S. Souza Jr.	5/20/16 at DET	A. Sanchez
L. Forsythe	7/29/16 vs. NYY	I. Nova
L. Forsythe	8/9/16 at TOR	M. Estrada
L. Forsythe (3)	9/6/16 vs. BAL	Y. Gallardo
C. Dickerson	4/5/17 vs. NYY	M. Pineda
C. Dickerson	4/21/17 vs. HOU	M. Fiers
C. Dickerson	4/24/17 at BAL	U. Jiménez
C. Dickerson	5/20/17 vs. NYY	M. Tanaka
C. Dickerson	5/22/17 vs. LAA	J. Ramírez
C. Dickerson (6)	6/3/17 at SEA	S. Gaviglio
P. Bourjos	7/29/17 at NYY	C. Smith
K. Kiermaier	8/20/17 vs. SEA	Y. Gallardo
K. Kiermaier	9/12/17 vs. NYY	S. Gray
K. Kiermaier (3)	9/24/17 at BAL	C. Tillman
D. Span	4/15/18 vs. PHI	B. Lively
B. Miller	5/27/18 vs. BAL	K. Gausman
M. Duffy	6/14/18 at NYY	D. Germán
A. Meadows	3/28/19 vs. HOU	J. Verlander
Y. Diaz	4/7/19 at SF	D. Pomeranz
A. Meadows	4/12/19 at TOR	T. Thornton
Y. Diaz (2)	4/27/19 at BOS	D. Price
B. Lowe	5/7/19 vs. ARI	T. Clarke
A. Meadows	5/26/19 at CLE	T. Bauer
T. d'Arnaud	7/15/19 at NYY	J. Paxton
A. Meadows (4)	7/18/19 at NYY, G2	D. Germán
T. Pham	8/19/19 vs. SEA	M. Gonzales
J. Wendle	9/25/19 vs. NYA	J. Loaisiga



RECORDS & HISTORY › HOME RUN RECORDS

ATTENDANCE RECORDS

ATTENDANCE MILESTONES

Most Tropicana Field Sellouts, Season	
8	2008
Most Consecutive Sellouts (Home)	
3	7/30/10 thru 8/1/10 vs. NYY
Largest Crowd (Home)	
45,369	3/31/98 vs. DET (Inaugural Game)
Largest Crowd (Road)	
55,771	4/5/02 at NYY

Largest 3-Game Series (Home)	
122,896	6/30/98 thru 7/2/98 vs. ATL
Largest 4-Game Series (Home)	
166,711	7/9/98 thru 7/12/98 vs. NYY
Largest 3-Game Series (Road)	
161,935	9/13/08 thru 9/14/08 at NYY
Largest 4-Game Series (Road)	
216,099	7/20/07 thru 7/22/07 at NYY

ATTENDANCE YEAR-BY-YEAR

YEAR	HOME ATT.	AVG.
1998	2,506,023	30,939
1999	1,696,294	20,942
2000	1,549,052	19,363
2001	1,298,365	16,029
2002	1,065,762	13,157
2003	1,058,677	13,070
2004	1,275,011	16,139
2005	1,141,669	14,095
2006	1,368,950	16,901
2007	1,387,603	17,131
2008	1,811,986	22,370

YEAR	HOME ATT.	AVG.
2009	1,874,962	23,148
2010	1,864,999	23,025
2011	1,529,188	18,879
2012	1,559,681	19,255
2013	1,510,300	18,646
2014	1,446,464	17,858
2015	1,247,668	15,403
2016	1,286,163	15,879
2017	1,253,619	15,670
2018	1,154,973	14,259
2019	1,178,735	14,552

DID YOU KNOW?

PLAYERS WHO STOLE HOME

PLAYER	DATE
Randy Winn	June 30, 1998 vs. ATL
Greg Vaughn	Aug 21, 2000 at CWS
Aubrey Huff *	Sep 6, 2003 vs. OAK
Geoff Blum	May 2, 2004 vs. OAK
Carl Crawford *	July 5, 2006 vs. BOS
B.J. Upton *	Sep 17, 2007 at LAA
B.J. Upton	April 8, 2008 vs. SEA
B.J. Upton *	July 8, 2009 vs. TOR
Ben Zobrist	Aug 16, 2011 at BOS (G2)
Desmond Jennings	July 3, 2012 vs. NYY
Mallex Smith	Sep 9, 2018 vs. BAL
Austin Meadows	May 31, 2019 vs. MIN
Willy Adames	June 19, 2019 vs. OAK

* DID NOT INVOLVE A DOUBLE STEAL



REGULAR-SEASON SELLOUTS AT TROPICANA FIELD : 43

DATE	ATT.	SCORE
March 31, 1998 vs. DET *	45,369	L, 6-11
April 6, 2004 vs. NYY *	41,744	W, 9-4
July 19, 2004 vs. NYY	41,755	W, 9-7
April 10, 2006 vs. BAL *	40,199	L, 3-6
April 6, 2007 vs. TOR *	38,437	W, 6-5
July 14, 2007 vs. NYY	36,048	L, 4-6
July 15, 2007 vs. NYY	36,048	L, 6-7
July 28, 2007 vs. BOS	36,048	L, 6-12 (12)
April 8, 2008 vs. SEA *	36,048	L, 5-6
April 26, 2008 vs. BOS	36,048	W, 2-1
May 31, 2008 vs. CWS	36,048	W, 2-0
July 2, 2008 vs. BOS	36,048	W, 7-6
Aug 2, 2008 vs. DET	36,048	W, 9-3
Sep 17, 2008 vs. BOS	36,048	W, 10-3
Sep 20, 2008 vs. MIN	36,048	W, 7-2
Sep 21, 2008 vs. MIN	36,048	L, 1-4
April 13, 2009 vs. NYY *	36,973	W, 15-5
April 14, 2009 vs. NYY	36,973	L, 2-7
Aug 1, 2009 vs. KC	36,973	W, 7-1
Sep 5, 2009 vs. DET	36,973	L, 6-8
April 6, 2010 vs. BAL *	36,973	W, 4-3
July 30, 2010 vs. NYY	36,973	W, 3-2
July 31, 2010 vs. NYY	36,973	L, 4-5
Aug 1, 2010 vs. NYY	36,973	W, 3-0
Aug 28, 2010 vs. BOS	36,973	W, 3-2 (10)
Sep 29, 2010 vs. BAL **	36,973	L, 0-2

DATE	ATT.	SCORE
April 1, 2011 vs. BAL *	34,078	L, 1-4
April 6, 2012 vs. NYY *	34,078	W, 7-6
April 7, 2012 vs. NYY	34,078	W, 8-6
April 2, 2013 vs. BAL *	34,078	L, 4-7
Aug 4, 2013 vs. SF	34,078	W, 4-3
Aug 25, 2013 vs. NYY	34,078	L, 2-3 (11)
March 31, 2014 vs. TOR *	31,042	W, 9-2
Aug 16, 2014 vs. NYY	31,042	L, 2-3
April 6, 2015 vs. BAL *	31,042	L, 2-6
Aug 8, 2015 vs. NYM	31,042	W, 5-4
April 3, 2016 vs. TOR *	31,042	L, 3-5
June 17, 2016 vs. SF	40,135	L, 1-5
April 2, 2017 vs. NYY *	31,042	W, 7-3
March 29, 2018 vs. BOS *	31,042	W, 6-4
March 28, 2019 vs. HOU *	25,025	L, 1-5
May 11, 2019 vs. NYY	25,025	W, 7-2
May 12, 2019 vs. NYY	25,025	L, 1-7

* HOME OPENER

** RAYS GAVE AWAY 20,000 TICKETS

DID YOU KNOW?

LET'S PLAY TWO!

The Rays have played 32 doubleheaders in their history, going 4-14-14 (W-L-T). They are 1-4-6 in traditional doubleheaders and 3-10-8 in split doubleheaders. The four times they swept a doubleheader occurred on May 1, 2014 at BOS, June 24, 2012 at PHI, April 28, 2011 at MIN and Sep 23, 2008 at BAL.

Three of these doubleheaders occurred at Tropicana Field, all of them traditional, and each time they split the twin bill. The first, Sep 30, 2004 vs. DET, was a result of games rescheduled due to Hurricane Frances four weeks prior. They lost the first game, 8-0, and won the second, 6-4. On June 10, 2017 vs. OAK, they hosted Major League Baseball's first scheduled twin bill since July 16, 2011 (Angels at Athletics). They won the first game, 6-5, on a 10th-inning walk-off single by Evan Longoria. Forty minutes after the celebration, they began the next game, a 7-2 loss. On Sep 3, 2019 vs. BAL, the series finale was moved up a day as part of a doubleheader as Hurricane Dorian approached. They lost the first game, 4-2, and won the second, 2-0.



MISCELLANEOUS RECORDS

RAY'S COMPLETE-GAME SHUTOUTS : 41

PITCHER	GAME	HITS
R. Arrojo	April 30, 1998 at MIN	3
R. Arrojo (2)	May 6, 1998 at KC	3
B. Witt	June 27, 1999 vs. TOR	3
B. Witt (2)	July 26, 1999 vs. ANA	4
S. Trachsel	May 6, 2000 at BOS	3
A. Lopez	Aug 8, 2000 vs. MIN	4
T. Harper	Sep 24, 2000 at TOR	2
A. Lopez (2)	April 13, 2001 at BAL	3
J. Kennedy	May 21, 2002 at SEA	4
J. Kennedy (2)	May 2, 2003 at DET	1
D. Waechter	Sep 3, 2003 vs. SEA	2
J. Sosa	Sep 4, 2003 vs. SEA	4
M. Hendrickson	April 7, 2006 at BAL	3
S. Kazmir	July 3, 2006 vs. BOS	2
E. Jackson	Aug 11, 2007 at TEX	4
A. Sonnanstine	April 19, 2008 vs. CWS	3
J. Shields	April 27, 2008 vs. BOS	2
J. Shields	May 9, 2008 vs. LAA	1
M. Garza	July 29, 2008 at TOR	5
M. Garza	Aug 15, 2008 at TEX	2
J. Niemann	June 3, 2009 vs. KC	2

PITCHER	GAME	HITS
J. Niemann	July 10, 2009 vs. OAK	7
W. Davis	Sep 17, 2009 vs. BAL	4
D. Price	April 25, 2010 vs. TOR	4
J. Niemann (3)	June 8, 2010 vs. TOR	2
M. Garza (3)	July 26, 2010 vs. DET	0
J. Shields	April 24, 2011 at TOR	4
J. Hellickson	May 13, 2011 vs. BAL	4
J. Shields	May 22, 2011 at FLA	3
J. Shields	June 14, 2011 vs. BOS	5
J. Shields	Aug 9, 2011 vs. KC	6
D. Price (2)	April 24, 2012 vs. LAA	5
J. Shields	July 31, 2012 at OAK	3
A. Cobb	Aug 23, 2012 vs. OAK	4
J. Shields (8)	Sep 9, 2012 vs. TEX	2
C. Archer	July 14, 2013 vs. HOU	5
M. Moore	July 22, 2013 at BOS	2
C. Archer	July 27, 2013 at NYY	2
D. Smyly	Aug 22, 2014 at TOR	2
C. Archer (3)	Aug 20, 2015 at HOU	1
M. Andriese	May 14, 2016 vs. OAK	2

RAY'S LONGEST HITTING STREAKS

GMS	PLAYER	DATES
19	Jason Bartlett	5/15/09 thru 6/25/09
18	Wilson Ramos	4/14/18 thru 5/12/18
	Q. McCracken	8/18/98 thru 9/10/98
17	Tommy Pham	8/21/18 thru 9/14/18
	Aubrey Huff	8/23/02 thru 9/10/02
16	Austin Meadows	9/1/19 thru 9/18/19
	James Loney	6/19/13 thru 7/5/13
	Evan Longoria	5/6/13 thru 5/22/13
	Johnny Damon	4/8/11 thru 4/28/11
	Ben Zobrist	9/27/09 thru 4/13/10
	Aaron Ledesma	9/15/98 thru 5/14/99

GMS	PLAYER	DATES
15	Sean Rodriguez	5/29/10 thru 6/15/10
	Aubrey Huff	5/22/04 thru 6/8/04
14	Ben Zobrist	4/23/11 thru 5/8/11
	Carlos Peña	7/1/07 thru 7/18/07
	Fred McGriff	4/28/00 thru 5/13/00



RAYS ALL-TIME WIN-LOSS RECORDS

	HOME		ROAD		TOTAL	
	2019	ALL-TIME	2019	ALL-TIME	2019	ALL-TIME
Season	48-33	921-862	48-33	765-1014	96-66	1686-1876
Day Games	16-13	274-251	21-16	264-331	37-29	538-582
Night Games	32-20	647-611	27-17	501-683	59-37	1148-1294
vs. RHP	34-19	671-619	30-22	537-716	64-41	1208-1335
vs. LHP	14-14	250-243	18-11	228-298	32-25	478-541
One-Run Games	13-10	313-225	10-6	184-290	23-16	497-515
Extra Innings	7-7	90-65	4-1	58-79	11-8	149-146
Shutouts	6-4	105-105	6-2	93-105	12-6	198-210
Doubleheaders	0-0-1	0-0-3	0-2-2	4-14-11	0-2-3	4-14-14
Before All-Star Break	26-22	501-489	26-17	412-568	52-39	915-1057
After All-Star Break	22-11	420-373	22-16	349-446	44-27	776-819

RAYS ALL-TIME WIN-LOSS RECORDS vs. OPPONENTS

OPPONENT	HOME W-L	ROAD W-L	TOTAL W-L	WIN PCT.
San Diego	9-6	5-1	14-7	.667
Chicago-NL	4-1	4-4	8-5	.615
Houston	18-9	18-15	36-24	.600
Arizona	7-4	6-5	13-9	.591
Milwaukee	5-4	2-1	7-5	.583
Philadelphia	6-6	9-6 ^[1]	15-12	.556
Toronto	119-76 ^[2]	92-103	211-179	.541
Colorado	5-1	6-9	11-10	.524
Florida/Miami	32-25	29-31 ^[11]	61-56	.521
Kansas City	53-36	34-44	87-80	.521
Montreal/Washington	9-4	6-10 ^[3]	15-14	.517
Minnesota	42-36	40-44 ^[6]	82-80	.506
Baltimore	107-91	90-103	197-194	.504
St. Louis	3-5	5-3	8-8	.500
Detroit	41-37	36-41 ^[4]	77-78	.497
Texas	48-42 ^[8]	39-56	87-98	.470
San Francisco	4-5	3-3	7-8	.467
New York-NL	5-7	6-6 ^[5]	11-13	.458
Los Angeles-AL	42-49	42-52	84-101	.454
Chicago-AL	39-43	34-45	73-88	.453
Seattle	38-49	41-52 ^[7]	79-101	.439
Boston	94-103	77-118	171-221	.436
Cleveland	38-44	30-52	68-96	.415
Los Angeles-NL	5-5	2-5	7-10	.412
Oakland	44-49	32-60	76-109	.411
New York-AL	93-102 ^[9]	66-128 ^[10]	159-230	.409
Pittsburgh	2-4	4-5	6-9	.400
Atlanta	6-13	5-8 ^[12]	11-21	.344
Cincinnati	3-6	2-4	5-10	.333

[1] AT PHILADELPHIA (CITIZENS BANK PARK: 5-4; VETERANS STADIUM: 4-2)

[2] INCLUDES 3-0 AT DISNEY WIDE WORLD OF SPORTS WHERE TAMPA BAY WAS THE HOME TEAM

[3] AT WASHINGTON/MONTREAL (NATIONALS PARK: 3-4; RFK STADIUM: 1-2; OLYMPIC STADIUM: 2-4)

[4] AT DETROIT (COMERICA PARK: 31-38; TIGER STADIUM: 5-3)

[5] AT NEW YORK-NL (CITI FIELD: 4-2; SHEA STADIUM: 2-4)

[6] AT MINNESOTA (TARGET FIELD: 23-13; METRODOME: 17-31)

[7] AT SEATTLE (T-MOBILE PARK: 37-48; KINGDOME: 4-4)

[8] INCLUDES 3-0 AT DISNEY WIDE WORLD OF SPORTS WHERE TAMPA BAY WAS THE HOME TEAM

[9] INCLUDES 1-1 AT TOKYO DOME AND 1-2 AT CITI FIELD WHERE TAMPA BAY WAS THE HOME TEAM

[10] AT NEW YORK-AL (NEW YANKEE STADIUM: 40-63; YANKEE STADIUM: 26-65)

[11] AT FLORIDA/MIAMI (MARLINS PARK: 13-6; SUN LIFE STADIUM: 16-25)

[12] AT ATLANTA (TRUIST PARK: 1-1; TURNER FIELD: 4-7)



WALK-OFF WINS : 165

DATE	OPP.	HOW WON, BATTER	FINAL
1998 (7)			
4/13	MIN	HR, Bobby Smith	13-12 (14)
5/12	CLE	HR, Kevin Stocker	6-5 (14)
6/7	MTL	Error, Dave Martinez	4-3 (11)
6/16	TOR	Double, Miguel Cairo	4-3
7/14	BOS	Single, Miguel Cairo	5-4
8/9	CLE	Double, John Flaherty	2-1
8/11	BAL	Single, Bobby Smith	2-1
1999 (2)			
7/20	PHI	SF, Fred McGriff	5-4 (13)
8/20	KC	HBP, John Flaherty	5-4
2000 (11)			
4/13	CWS	Single, Greg Vaughn	6-5 (12)
4/22	ANA	PH HR, Bubba Trammell	11-9 (10)
5/4	TEX	HR, Greg Vaughn	8-7 (11)
6/14	ANA	HR, Fred McGriff	3-2
6/15	ANA	Single, Russ Johnson	2-1
8/1	CLE	Single, Gerald Williams	6-5
8/5	BAL	Walk, Miguel Cairo	5-4 (10)
8/9	MIN	Error, José Guillén	5-4 (10)
8/13	CWS	HR, John Flaherty	5-3
9/26	NYN	Single, Fred McGriff	2-1
10/1	BOS	PH FC, Fred McGriff	3-2 (10)
2001 (4)			
5/27	ANA	Single, Gerald Williams	4-3 (10)
7/6	FLA	Single, Russ Johnson	5-4 (11)
8/11	MIN	HR, John Flaherty	4-3 (12)
8/22	BAL	Single, Jason Tyner	11-10
2002 (9)			
4/3	DET	Single, Randy Winn	2-1 (13)
4/14	TOR	Single, Ben Grieve	5-4 (10)
5/11	BAL	Grand Slam, Randy Winn	6-4
5/30	OAK	Double, Greg Vaughn	4-3 (13)
6/8	SD	Single, Steve Cox	3-2 (10)
6/30	FLA	Single, Brent Abernathy	6-5 (12)
7/13	SEA	Single, Ben Grieve	4-3 (10)
8/15	CLE	HR, Andy Sheets	4-3
9/19	NYN	Single, Andy Sheets	3-2 (10)
2003 (10)			
3/31	BOS	HR, Carl Crawford	6-4
4/5	NYN	Single, Al Martin	6-5
4/8	BAL	Infield single, Travis Lee	8-7
7/1	BOS	Error, Rocco Baldelli scored	4-3 (11)
7/3	BOS	Single, Marlon Anderson	6-5 (10)
7/4	CWS	HR, Carl Crawford	4-3
8/5	TOR	Single, Travis Lee	5-4
8/7	KC	Single, Julio Lugo	3-2
8/11	BAL	PH Double, J. Sandberg	4-3
8/13	BAL	Double, Travis Lee	6-5 (10)
2004 (7)			
4/9	BAL	PH Single, Eduardo Perez	4-3 (10)
5/23	CLE	Single, Tino Martinez	5-4 (10)
6/9	SF	Single, José Cruz Jr.	4-3 (10)
6/11	COL	Inside-the-park HR, Rey Sánchez	8-7 (10)
6/13	COL	Single, Julio Lugo	3-2

DATE	OPP.	HOW WON, BATTER	FINAL
8/6	SEA	Obstruction error, Carl Crawford awarded home	2-1 (10)
9/25	TOR	SF, Geoff Blum	6-3
2005 (7)			
4/8	OAK	Single, Nick Green	3-2 (10)
4/22	BOS	PH HR, Eduardo Perez	5-4
5/10	CWS	HR, Jorge Cantú	7-6
7/9	DET	HR, Jonny Gomes	5-4
7/25	BOS	Double, Aubrey Huff	4-3 (10)
8/16	NYN	Walk, Jonny Gomes	4-3 (11)
9/11	TOR	FC, Travis Lee	6-5 (11)
2006 (5)			
5/19	FLA	HR, Aubrey Huff	5-4 (10)
5/20	FLA	HR, Russell Branyan	4-3
8/6	BOS	HR, Greg Norton	7-6 (10)
8/18	CLE	Single, Carl Crawford	6-5
9/1	SEA	PH Single, Ty Wigginton	2-1
2007 (10)			
4/6	TOR	Single, B.J. Upton	6-5
5/2	MIN	PH FC, Dioner Navarro	4-3 (10)
5/5	OAK	Single, Brendan Harris	3-2 (12)
5/15	TEX	Single, Brendan Harris	4-3 (11)
5/17	TEX	HR, Delmon Young	8-6 (10)
5/28	DET	Single, Elijah Dukes	6-5
7/30	TOR	HR, Carl Crawford	5-4 (11)
8/19	CLE	Single, Joel Guzmán	4-3 (12)
9/8	TOR	PH HR, B.J. Upton	5-4
9/25	NYN	HR, Dioner Navarro	7-6 (10)
2008 (11)			
4/25	BOS	Single, Nathan Haynes	5-4 (11)
5/9	LAA	HR, Evan Longoria	2-0
5/13	NYN	Single, Gabe Gross	2-1 (11)
5/25	BAL	Double, Evan Longoria	5-4
5/30	CWS	HR, Cliff Floyd	2-1
6/1	CWS	HR, Gabe Gross	4-3 (10)
6/21	HOU	PH Double, Gabe Gross	4-3
8/3	DET	Walk, Carlos Peña	6-5 (10)
8/6	CLE	HR, Carlos Peña	10-7
8/30	BAL	Double, Rocco Baldelli	10-9
9/16	BOS	Single, Dioner Navarro	2-1
2009 (7)			
5/15	CLE	HR, B.J. Upton	8-7
5/21	OAK	Single, Carl Crawford	6-5
6/27	FLA	SF, Willy Aybar	3-2
7/7	TOR	HR, Pat Burrell	3-1 (11)
7/8	TOR	Single, Ben Zobrist	10-9
8/4	BOS	HR, Evan Longoria	4-2 (13)
8/22	TEX	Single, Carlos Peña	5-4
2010 (7)			
4/6	BAL	Double, Carl Crawford	4-3
5/15	SEA	HR, Willy Aybar	3-2
5/17	CLE	Bunt FC, Jason Bartlett	4-3 (11)
7/11	CLE	Single, Jason Bartlett	6-5 (10)
8/28	BOS	HR, Dan Johnson	3-2 (10)
9/13	NYN	HR, Reid Brignac	1-0 (11)
9/18	LAA	Error, PH, Willy Aybar	4-3 (10)



DATE	OPP.	HOW WON, BATTER	FINAL
2011 (13)			
4/14	MIN	HR, Johnny Damon	4-3 (10)
4/16	MIN	Single, Johnny Damon	4-3
4/30	LAA	WP, Matt Joyce scored	2-1 (10)
5/3	TOR	HR, B.J. Upton	3-2
6/28	CIN	HR, Evan Longoria	4-3
8/4	TOR	Single, Robinson Chirinos	7-6 (12)
8/8	KC	HR, Casey Kotchman	2-1
8/10	KC	Triple/error, Sam Fuld	8-7
8/21	SEA	HR, Johnny Damon	8-7
8/24	DET	FC, Elliot Johnson	3-2 (10)
9/7	TEX	HR, Desmond Jennings	5-4 (10)
9/10	BOS	Single, Evan Longoria	6-5 (11)
9/28	NYG	HR, Evan Longoria	8-7 (12)
2012 (7)			
4/6	NYG	Single, Carlos Peña	7-6
4/26	LAA	PH HR, Brandon Allen	4-3
4/30	SEA	Single, Elliot Johnson	3-2 (12)
5/23	TOR	Double, B.J. Upton	5-4 (11)
7/20	SEA	Triple, Ben Zobrist	4-3 (14)
9/7	TEX	HR, Ben Zobrist	3-1 (11)
9/20	BOS	HR, B.J. Upton	7-4
2013 (13)			
4/3	BAL	HR, Matt Joyce	8-7
5/9	TOR	Walk, Luke Scott	5-4 (10)
5/11	SD	HR, Evan Longoria	8-7
5/28	MIA	Single, Desmond Jennings	7-6
6/29	DET	Single, Yunel Escobar	4-3 (10)
7/10	MIN	Single, Ben Zobrist	4-3 (13)
8/3	SF	Single, Wil Myers	2-1 (10)
8/14	SEA	Single, Jason Bourgeois	5-4
8/16	TOR	Triple, José Lobaton	5-4
8/18	TOR	HR, José Lobaton	2-1 (10)
9/18	TEX	Single, Desmond Jennings	4-3 (12)
9/20	BAL	Single, David DeJesus	5-4 (18)
9/23	BAL	PH HR, James Loney	5-4
2014 (6)			
5/22	OAK	HR, Sean Rodríguez	5-2 (11)
5/23	BOS	PH Double, Cole Figueroa	1-0

DATE	OPP.	HOW WON, BATTER	FINAL
5/24	BOS	FC/Error, Desmond Jennings	6-5 (15)
9/1	BOS	Single, Matt Joyce	4-3 (10)
9/6	BAL	PB by Nick Hundley	3-2
9/15	NYG	Single, Ben Zobrist	1-0
2015 (3)			
4/23	BOS	Single, René Rivera	2-1
9/20	BAL	Single, Kevin Kiermaier	7-6
10/3	TOR	Single, Tim Beckham	4-3
2016 (3)			
4/30	TOR	Single, Curt Casali	4-3
6/15	SEA	Walk, Logan Morrison	3-2 (13)
8/24	BOS	Error, Kevin Kiermaier	4-3 (11)
2017 (4)			
4/8	TOR	Walk, Brad Miller	3-2 (10)
4/19	DET	FC/Error, Logan Morrison	8-7
6/10	OAK	Single, Evan Longoria	6-5 (10)
8/6	MIL	HR, Steven Souza Jr.	2-1
2018 (9)			
4/20	MIN	Error, Denard Span	8-7 (10)
4/22	MIN	HR, Carlos Gómez	8-6
6/13	TOR	Single, Matt Duffy	1-0
6/24	NYG	HR, Jake Bauers	7-6 (12)
7/9	DET	Single, Daniel Robertson	10-9 (10)
7/22	MIA	PH GS, Daniel Robertson	6-4
8/7	BAL	HR, Willy Adames	4-3
8/23	KC	FC/Error, Kevin Kiermaier	4-3
9/10	CLE	HR, Ji-Man Choi	6-5
2019 (10)			
5/29	TOR	Single, Willy Adames	4-3 (11)
7/6	NYG	HR, Travis d'Arnaud	4-3
8/6	TOR	WP, Kevin Kiermaier scored	7-6 (10)
8/17	DET	PH Single, Mike Brosseau	1-0 (13)
8/18	DET	Single, Ji-Man Choi	5-4
8/21	SEA	WP, Willy Adames scored	7-6
9/2	BAL	Single, Tommy Pham	5-4 (10)
9/20	BOS	Single, Willy Adames	5-4 (11)
9/21	BOS	HR, Nate Lowe	5-4 (11)
9/24	NYG	HR, Ji-Man Choi	2-1 (12)

OFFENSIVE LEADERS BY POSITION / WHILE PLAYING POSITION

HOME RUNS

POS	PLAYER	YEAR
C	Wilson Ramos	14 (2018)
	John Flaherty	14 (1999)
1B	Carlos Peña	46 (2007)
2B	Jorge Cantú	19 (2005)
3B	Evan Longoria	36 (2016)
SS	Willy Adames	20 (2019)
LF	Tommy Pham	20 (2019)
CF	B.J. Upton	27 (2012)
RF	Steven Souza Jr.	28 (2017)
DH	José Canseco	32 (1999)

RUNS BATTED IN

POS	PLAYER	YEAR
C	John Flaherty	71 (1999)
1B	Carlos Peña	121 (2007)
2B	Ben Zobrist	71 (2011)
3B	Evan Longoria	113 (2009)
SS	Julio Lugo	69 (2004)
LF	Carl Crawford	88 (2010)
CF	Gerald Williams	83 (2000)
RF	José Cruz Jr.	78 (2004)
	Aubrey Huff	78 (2003)
DH	José Canseco	91 (1999)



AWARD WINNERS

LEAGUE AWARDS

BBWAA AL Cy Young Award (2)

David Price	2012
Blake Snell	2018

BBWAA AL Manager of the Year (2)

Joe Maddon	2008
Joe Maddon	2011

BBWAA AL Rookie of the Year (3)

Evan Longoria	2008
Jeremy Hellickson	2011
Wil Myers	2013

Rawlings AL Gold Glove Award (9)

Carlos Peña, 1B	2008
Evan Longoria, 3B	2009
Carl Crawford, OF	2010
Evan Longoria, 3B	
Jeremy Hellickson, RHP ****	2012
Kevin Kiermaier, CF	2015
Kevin Kiermaier, CF	2016
Evan Longoria, 3B	2017
Kevin Kiermaier, CF	2019

All-Star Selections (41)

Rolando Arrojo, RHP	1998
Roberto Hernández, RHP	1999
José Canseco, DH ***	
Fred McGriff, 1B	2000
Greg Vaughn, OF	2001
Randy Winn, OF	2002
Lance Carter, RHP	2003
Carl Crawford, OF	2004
Danys Báez, RHP	2005
Scott Kazmir, LHP	2006
Carl Crawford, OF	2007
Scott Kazmir, LHP	2008
Evan Longoria, 3B	
Dioner Navarro, C	
Jason Bartlett, SS	2009
Carl Crawford, OF	
Evan Longoria, 3B ***	
Carlos Peña, 1B	
Ben Zobrist, INF/OF	
Carl Crawford, OF *	2010
Evan Longoria, 3B *	
David Price, LHP **	
Rafael Soriano, RHP	
Matt Joyce, OF	2011
David Price, LHP	
James Shields, RHP	
David Price, LHP	2012
Fernando Rodney, RHP	

Matt Moore, LHP	2013
Ben Zobrist, INF/OF	
David Price, LHP	2014
Chris Archer, RHP	2015
Brad Boxberger, RHP	
Alex Colomé, RHP	2016
Corey Dickerson, DH *	2017
Chris Archer, RHP	
Wilson Ramos, C ***	2018
Blake Snell, LHP	
Brandon Lowe, INF	2019
Austin Meadows, OF	
Charlie Morton, RHP	

All-Star Coaches

Larry Rothschild	2000
Joe Maddon & Staff	2009
Kevin Cash	2017
Kevin Cash	2018

Silver Slugger Award (3)

Carlos Peña, 1B	2007
Evan Longoria, 3B	2009
Carl Crawford, OF	2010

Major League Baseball Executive of the Year

Erik Neander	2019
--------------	------

Major League Baseball Delivery Man of the Year

Fernando Rodney	2012
-----------------	------

Sporting News AL Comeback Player of the Year (2)

Carlos Peña	2007
Fernando Rodney	2012

Sporting News AL All-Star Team (7)

Carlos Peña, 1B	2007
Evan Longoria, 3B	2009
Carl Crawford, OF	2010
Evan Longoria, 3B	
Rafael Soriano, RHP	
David Price, LHP *	2012
Fernando Rodney, RHP	

Sporting News Executive of the Year (2)

Andrew Friedman	2008
Erik Neander	2019

Sporting News AL Reliever of the Year

Rafael Soriano	2010
----------------	------

Sporting News AL Pitcher of the Year

David Price *	2012
---------------	------

Sporting News

AL Manager of the Year (3)

Joe Maddon	2008
Joe Maddon	2011
Kevin Cash	2019

Sporting News

AL Rookie of the Year (2)

Evan Longoria	2008
Wil Myers	2013

Sporting News Minor League Pitcher of the Year

Jeremy Hellickson, RHP	2010
------------------------	------

Topps Major League All-Rookie Team (12)

Miguel Cairo, 2B	1998
Bobby Smith, 3B	
Rocco Baldelli, CF	2003
Jonny Gomes, DH	2005
Delmon Young, OF	2007
Evan Longoria, 3B	2008
Jeremy Hellickson, RHP	2011
Desmond Jennings, OF	
Wil Myers, OF	2013
Willy Adames, SS	2018
Ryan Yarbrough, LHP	
Nick Anderson, RHP	2019

Topps Minor League Player of the Year (2)

Delmon Young	2005
Matt Moore	2011

USA Today AL Manager of the Year (2)

Joe Maddon	2008
Joe Maddon	2011

USA Today AL Rookie of the Year (2)

Evan Longoria	2008
Wil Myers	2013

USA Today Minor League Player of the Year (4)

Josh Hamilton	2000
David Price	2008
Jeremy Hellickson	2010
Blake Snell	2015

* ELECTED STARTER

** NAMED STARTER BY MANAGER

*** ELECTED STARTER BUT DID NOT PLAY

**** TIED FOR AWARD



Wilson Defensive Player of the Year (4)

Evan Longoria, 3B	2012
José Molina, C	2013
Kevin Kiermaier, CF	2016
Kevin Kiermaier, CF	2018

Outstanding AL Pitcher, Players' Choice Awards (3)

David Price, LHP	2010
David Price, LHP	2012
Blake Snell, LHP	2018

Outstanding AL Rookie, Players' Choice Awards (2)

Evan Longoria, 3B	2008
Wil Myers, OF	2013

Baseball America Rookie of the Year

Jeremy Hellickson	2011
-------------------	------

Baseball America All-Rookie Team (10)

Delmon Young, OF	2007
Evan Longoria, 3B	2008
Jeff Niemann, RHP	2009
Wade Davis, RHP	2010
Jeremy Hellickson, RHP	2011
Desmond Jennings, CF	
Wil Myers, OF	2013
Kevin Kiermaier, OF	2014
Joey Wendle, 2B	2018
Nick Anderson, RHP	2019

Baseball America Minor League Player of the Year (4)

Rocco Baldelli	2002
Delmon Young	2005
Jeremy Hellickson	2010
Blake Snell	2015

Roberto Clemente Award Nominees

Greg Vaughn	2001
Greg Vaughn	2002
Lance Carter	2003
Toby Hall	2004
Toby Hall	2005
Rocco Baldelli	2006
Carl Crawford	2007
Carlos Peña	2008
James Shields	2009
James Shields	2010
James Shields	2011
David Price	2012
David Price	2013
Evan Longoria	2014
Chris Archer	2015
Chris Archer	2016
Evan Longoria	2017
Mallix Smith	2018
Kevin Kiermaier	2019

AL Player of the Month (3)

Evan Longoria	April 2009
B.J. Upton	June 2009
Austin Meadows	Sep 2019

AL Pitcher of the Month (7)

Scott Kazmir	May 2008
David Price	Sep 2010
Jeremy Hellickson	May 2011
Chris Archer	July 2013
Blake Snell	Aug 2018
Blake Snell	Sep 2018
Tyler Glasnow	April 2019

AL Rookie of the Month (9)

Rocco Baldelli	April 2003
Rocco Baldelli	May 2003
Damon Hollins	May 2005
Evan Longoria	June 2008
Wade Davis	July 2010
Jeremy Hellickson	May 2011
Chris Archer	July 2013
Wil Myers	Sep 2013
Brandon Lowe	April 2019

AL Player of the Week (42)

Q. McCracken	3/31/98 thru 4/5/98
J. Canseco	4/19/99 thru 4/25/99
F. McGriff	5/3/99 thru 5/9/99
W. Boggs	8/2/99 thru 8/8/99
A. Lopez	8/7/00 thru 8/13/00
G. Vaughn	6/4/01 thru 6/10/01
J. Cruz Jr.	5/17/04 thru 5/23/04
A. Huff	7/25/05 thru 7/31/05
S. Kazmir	5/15/06 thru 5/21/06
C. Crawford	5/22/06 thru 5/28/06
G. Norton	9/25/06 thru 10/1/06
B. Upton	7/16/07 thru 7/22/07
C. Crawford	7/30/07 thru 8/5/07
S. Kazmir	9/10/07 thru 9/16/07
C. Peña	9/25/07 thru 10/1/07
J. Shields	4/21/08 thru 4/27/08
E. Longoria	6/23/08 thru 6/29/08
C. Peña	9/15/08 thru 9/21/08
E. Longoria	4/5/09 thru 4/12/09
E. Longoria	4/27/09 thru 5/3/09
B. Upton	6/15/09 thru 6/21/09
E. Longoria	8/31/09 thru 9/6/09
C. Crawford	6/14/10 thru 6/20/10
M. Garza	7/26/10 thru 8/1/10
E. Longoria	8/16/10 thru 8/22/10
J. Damon	4/11/11 thru 4/17/11
J. Shields	4/18/11 thru 4/24/11
B. Zobrist	4/25/11 thru 5/1/11
J. Shields	6/13/11 thru 6/19/11
J. Shields	9/3/12 thru 9/9/12
B. Upton	9/3/12 thru 9/9/12
E. Longoria	5/6/13 thru 5/12/13
A. Cobb	9/16/13 thru 9/22/13
J. Loney	9/23/13 thru 9/29/13

D. Jennings	4/28/14 thru 5/4/14
C. Archer	6/1/15 thru 6/7/15
L. Forsythe	8/31/15 thru 9/6/15
E. Longoria	5/30/16 thru 6/5/16
S. Souza Jr.	4/17/17 thru 4/23/17
A. Meadows	4/8/19 thru 4/14/19
N. Lowe	7/8/19 thru 7/14/19
A. Meadows	9/2/19 thru 9/8/19

Futures Game Selections (42)

Álex Sánchez, OF (World)	1999
Matt White, RHP (U.S.)	
Josh Hamilton, OF (U.S.)	2000
Toby Hall, C (U.S.)	2001
Carl Crawford, OF (U.S.)	2002
Pete Laforest, C (World)	2003
Antonio Pérez, INF (World)	
B.J. Upton, SS (U.S.)	2004
Delmon Young, OF (U.S.)	
B.J. Upton, SS (U.S.)	2005
Delmon Young, OF (U.S.)	
Juan Salas, RHP (World)	2006
Evan Longoria, 3B (U.S.)	2007
Jeff Niemann, RHP (U.S.)	
Eduardo Morlan, RHP (World)	2008
Desmond Jennings, OF (U.S.)	2009
Kyeong Kang, OF (World)	
Jeremy Hellickson, RHP (U.S.)	2010
Desmond Jennings, OF (U.S.)	
Álex Torres, LHP (World)	
Tim Beckham, SS (U.S.)	2011
Hak Ju-Lee, SS (World)	
Matt Moore, LHP (U.S.)	
Felipe Rivero, LHP (World)	2012
Enny Romero, LHP (World)	
Taylor Guerrieri, RHP (U.S.)	2013
C.J. Riefenhauser, LHP (U.S.)	
Enny Romero, LHP (World)	
Justin O'Conner, C (U.S.)	2014
Enny Romero, LHP (World)	
Richie Shaffer, INF (U.S.)	2015
Blake Snell, LHP (U.S.)	
Willy Adames, SS (World)	2016
Chih-Wei Hu, RHP (World)	
Ryne Stanek, RHP (U.S.)	
Lucius Fox, SS (World)	2017
Brent Honeywell Jr., RHP (U.S.)	
Nate Lowe, 1B (U.S.)	2018
Jesús Sánchez, OF (World)	
Wander Franco, SS (AL)	2019
Ronaldo Hernández, C (AL)	
Brendan McKay, LHP (AL)	



TEAM AWARDS

Don Zimmer Award, BBWAA Tampa Bay Chapter

Quinton McCracken	1998	Carl Crawford	2006	Ben Zobrist	2014
Roberto Hernández	1999	Carlos Peña	2007	Logan Forsythe	2015
Gerald Williams	2000	Jason Bartlett	2008	Evan Longoria	2016
Tanyon Sturtze	2001	Ben Zobrist	2009	Steven Souza Jr.	2017
Randy Winn	2002	Carl Crawford	2010	Blake Snell	2018
Aubrey Huff	2003	James Shields	2011	Austin Meadows	2019
Carl Crawford	2004	Fernando Rodney	2012	Charlie Morton	
Jorge Cantú	2005	Evan Longoria	2013		

Outstanding Rookie, BBWAA Tampa Bay Chapter

Rolando Arrojo	1998	James Shields	2006	Jake Odorizzi	2014
Ryan Rupe	1999	Delmon Young	2007	Nate Karns	2015
Steve Cox	2000	Evan Longoria	2008	Blake Snell	2016
Joe Kennedy	2001	Jeff Niemann	2009	Jake Faria	2017
Carl Crawford	2002	Wade Davis	2010	Joey Wendle	2018
Rocco Baldelli	2003	Jeremy Hellickson	2011	Brandon Lowe	2019
Jorge Cantú	2004	Matt Moore	2012		
Jonny Gomes	2005	Wil Myers	2013		

Paul C. Smith Champion Award, BBWAA Tampa Bay Chapter

John Flaherty	1998	Carl Crawford	2006	Evan Longoria	2014
John Flaherty	1999	Carlos Peña	2007	Chris Archer	2015
Greg Vaughn	2000	Cliff Floyd	2008	Evan Longoria	2016
Russ Johnson	2001	Carlos Peña	2009	Alex Cobb	2017
John Flaherty	2002	Carl Crawford	2010	Mallex Smith	2018
Al Martin	2003	Johnny Damon	2011	Kevin Kiermaier	2019
Tino Martinez	2004	James Shields	2012		
Toby Hall	2005	Ben Zobrist	2013		

Al Lopez Award

Dan Wheeler	2000	Shawn Riggins	2007	Brandon Guyer	2014
Brent Abernathy	2001	Elliot Johnson	2008	Matt Andriese	2015
Steve Kent	2002	Jeff Niemann	2009	Taylor Motter	2016
Rocco Baldelli	2003	Reid Brignac	2010	Jake Bauers	2017
Chad Gaudin	2004	Elliot Johnson	2011	Joey Wendle	2018
Scott Kazmir	2005	Stephen Vogt	2012	Brandon Lowe	2019
Elijah Dukes	2006	Leslie Anderson	2013		

DID YOU KNOW?

ABOUT PAUL C. SMITH & AL LOPEZ



Paul C. Smith, a longtime local sports journalist, passed away in 2005 at age 46. He wrote for the *St. Petersburg Times* and the Rays official website, and was executive sports editor of the *Tampa Tribune* from 1990-2000.



Al Lopez, one of two Tampa natives in the Hall of Fame, passed away in 2005 at age 97. After a 19-year career as a major league catcher, he found great success as manager of the Indians and White Sox.



STREAKS & OPPONENTS

Longest Winning Streak vs. Opponent

12	BAL, 4/30/08 thru 9/24/08
11	MIN, 4/21/12 thru 9/14/13
10	KC, 8/30/17 thru 4/23/19
9	SEA, 7/31/11 thru 7/20/12
	SD, 6/24/10 thru 8/13/19
8	MIA, 5/22/11 thru 6/15/12
	KC, 6/2/09 thru 8/1/09

Longest Losing Streak vs. Opponent

14	MIN, 7/21/04 thru 9/5/06
11	MIN, 4/25/02 thru 5/8/03
	BOS, 4/6/01 thru 6/26/01
	NY, 9/17/98 thru 9/24/99

Longest Winning Streak vs. Opponent at Home

9	NY, 7/21/11 thru 7/3/12
	MIN, 8/8/00 thru 4/24/02
8	TOR, 5/22/12 thru 9/23/12
	SEA, 8/19/11 thru 7/20/12

Longest Losing Streak vs. Opponent at Home

11	BOS, 10/3/01 thru 9/12/02
8	TEX, 5/24/99 thru 5/3/00

Longest Winning Streak at Opponent's Park

7	Angel Stadium, 6/2/15 thru 7/15/17
	Minute Maid Park, 5/22/10 thru 7/2/13
	Sun Life Stadium, 6/9/07 thru 5/23/09
6	Target Field, 7/6/11 thru 9/14/13
	Angel Stadium, 7/28/12 thru 8/19/12
	Camden Yards, 4/30/08 thru 9/24/08
	T-Mobile Park, 8/27/03 thru 6/3/05

Longest Losing Streak at Opponent's Park

18	Progressive Field, 9/29/05 thru 7/23/10
11	Yankee Stadium, 4/14/04 thru 4/18/05
	Oakland Coliseum, 7/9/03 thru 6/1/05
10	Metrodome, 7/21/04 thru 4/12/07
9	T-Mobile Park, 5/9/16 thru 6/3/18
	Fenway Park, 9/11/07 thru 9/8/08
	Camden Yards, 8/25/06 thru 7/26/07
	Yankee Stadium, 6/3/98 thru 9/24/99

Best Homestand (2 series)

7-0	8/20/18 thru 8/26/18 vs. KC, BOS
6-1	7/5/10 thru 7/11/10 vs. BOS, CLE
	6/30/08 thru 7/7/08 vs. BOS, KC
	5/9/08 thru 5/15/08 vs. LAA, NY
5-1	(14x), last 9/20/19 thru 9/25/19 vs. BOS, NY

Best Homestand (3 or more series)

9-1	8/30/19 thru 9/8/19 vs. CLE, BAL, TOR
	7/5/13 thru 7/14/13 vs. CWS, MIN, HOU
8-1	6/22/18 thru 7/1/18 vs. NY, WAS, HOU
8-2	5/23/08 thru 6/1/08 vs. BAL, TEX, CWS
	7/22/05 thru 7/31/05 vs. BAL, BOS, KC
7-2	9/7/18 thru 9/16/18 vs. BAL, CLE, OAK
	9/2/11 thru 9/11/11 vs. BAL, TEX, BOS
	4/18/08 thru 4/27/08 vs. CWS, TOR, BOS
8-3	7/26/10 thru 8/5/10 vs. DET, NY, MIN
	9/27/01 thru 10/7/01 vs. TOR, BOS, NY

Best Road Trip (2 series)

5-0	7/18/14 thru 7/23/14 at MIN, STL
5-1	8/9/19 thru 8/14/19 at SEA, SD
	7/26/19 thru 8/1/19 at TOR, BOS
	9/25/12 thru 9/30/12 at BOS, CWS
	6/20/11 thru 6/26/11 at MIL, HOU
	5/6/11 thru 5/12/11 at BAL, CLE
	4/22/11 thru 4/28/11, G2 at TOR, MIN
	6/24/08 thru 6/29/08 at FLA, PIT
4-1	6/17/15 thru 6/21/15 at WAS, CLE
	5/19/10 thru 5/23/10 at NY, HOU

Best Road Trip (3 or more series)

9-1	4/12/10 thru 4/22/10 at BAL, BOS, CWS
8-1	6/15/04 thru 6/24/04 at SD, ARI, TOR
9-2	6/27/14 thru 7/6/14 at BAL, NY, DET
8-2	7/19/13 thru 7/29/13 at TOR, BOS, NY
	8/10/12 thru 8/19/12 at MIN, SEA, LAA
7-2	4/5/19 thru 4/14/19 at SF, CWS, TOR
6-2	9/24/13 thru 9/30/13 at NY, TOR, TEX
5-2	8/27/07 thru 9/2/07 at CWS, BAL, NY
7-3	5/29/15 thru 6/7/15 at BAL, LAA, SEA
	8/7/08 thru 8/17/08 at SEA, OAK, TEX

Winless Homestands (2 or more series)

0-5	4/1/11 thru 4/6/11, BAL, LAA
	9/15/00 thru 9/20/00, OAK, SEA
	4/24/98 thru 4/28/98, OAK, ANA

Winless Road Trips (2 or more series)

0-8	5/26/14 thru 6/3/14, TOR, BOS, MIA
0-7	6/20/16 thru 6/26/16 at CLE, BAL
	7/14/06 thru 7/20/06, LAA, MIN
0-6	7/8/08 thru 7/13/08, NY, CLE
	9/12/07 thru 9/17/07, NY, TOR
	8/7/07 thru 8/13/07, SEA, OAK
	7/1/05 thru 7/6/05, MIN, CWS
	4/26/05 thru 5/1/05, TOR, BAL
	7/2/02 thru 7/7/02, TEX, ANA
	4/26/02 thru 5/2/02, BOS, MIN
0-5	8/6/13 thru 8/11/13, ARI, LAD



ALL-TIME ROSTER & COACHES

A	POS.	YEARS	BIRTHPLACE
Abbott, Paul	RHP	2004-05	Van Nuys, CA
Abernathy, Brent	2B	2001-03	Atlanta, GA
Abreu, Winston	RHP	2009	Cotui, DR
Adames, Willy	SS	2018-19	Santiago, DR
Aguilar, Jesús	1B	2019	Maracay, VEN
Aldred, Scott	LHP	1998-99	Flint, MI
Allen, Brandon	OF	2012	Conroe, TX
Alvarado, José	LHP	2017-19	Maracaibo, VEN
Álvarez, Wilson	LHP	1998-2002	Maracaibo, VEN
Anderson, Marlon	2B	2003	Montgomery, AL
Anderson, Nick	RHP	2019	Crosby, MN
Andriese, Matt	RHP	2015-18	Redlands, CA
Archer, Chris	RHP	2012-18	Clayton, NC
Arcia, Oswaldo	OF	2016	Anaco, DR
Arencibia, J.P.	C	2015	Miami, FL
Arrojo, Rolando	RHP	1998-99	Havana, Cuba
Arroyo, Christian	INF	2018-19	Tampa, FL
Aybar, Willy	INF	2008-10	Bani, DR
B	POS.	YEARS	BIRTHPLACE
Backe, Brandon	RHP	2002-03	Galveston, TX
Badenhop, Burke	RHP	2012	Atlanta, GA
Báez, Danys	RHP	2004-05	Pinar Del Rio, Cuba
Baldelli, Rocco	OF	2003-08, 2010	Woonsocket, RI
Balfour, Grant	RHP	2007-10, 2014-15	Sydney, AUS
Banda, Anthony	LHP	2018-19	Corpus Christi, TX
Bartlett, Jason	SS	2008-10	Fort Myers, FL
Bauers, Jake	INF	2018	Newport Beach, CA
Bautista, José	INF	2004	Santo Domingo, DR
Beckham, Tim	INF	2013, 2015-17	Griffin, GA
Bedard, Erik	LHP	2014	Navan, CAN
Beeks, Jalen	LHP	2018-19	Fayetteville, AR
Beimel, Joe	LHP	2005	St. Mary's, PA
Belisario, Ronald	RHP	2015	Maracay, VEN
Beliveau, Jeff	LHP	2014-15	Providence, RI
Bell, Heath	RHP	2014	Oceanside, CA
Bell, Rob	RHP	2003-05	Newburgh, NY
Bellatti, Andrew	RHP	2015	San Diego, CA
Belnome, Vince	INF	2014	Coatesville, PA
Bemboom, Anthony	C	2019	St. Cloud, MN
Bennett, Jeff	RHP	2009	Donelson, TN
Benoit, Joaquin	RHP	2010	Santiago, DR
Bierbrodt, Nick	LHP	2001, 2003	Tarzana, CA
Birkins, Kurt	LHP	2008	West Hills, CA
Blalock, Hank	INF	2010	San Diego, CA
Blum, Geoff	INF	2004	Redwood City, CA
Boggs, Wade	3B	1998-99	Omaha, NE
Borowski, Joe	RHP	2005	Bayonne, NJ
Bourgeois, Jason	OF	2013	Houston, TX
Bourjos, Peter	OF	2017	Park Ridge, IL
Boxberger, Brad	RHP	2014-17	Fullerton, CA

Bradford, Chad	RHP	2008-09	Jackson, MS
Branyan, Russell	OF	2006	Warner Robins, GA
Brazelton, Dewon	RHP	2001-05	Tullahoma, TN
Brett, Ryan	INF	2015	Seattle, WA
Brewer, Jace	INF	2000	Washington, OK
Brignac, Reid	INF	2008-12	St. Amant, LA
Brosseau, Mike	INF	2019	Munster, IN
Buente, Jay	RHP	2011	Evansville, IN
Burrell, Pat	DH	2009-10	Eureka Springs, AR
Burroughs, Sean	3B	2006	Atlanta, GA
Butler, Joey	OF	2015	Pascagoula, MS
Butler, Rich	OF	1998-99	Toronto, CAN
C	POS.	YEARS	BIRTHPLACE
Cabrera, Asdrúbal	INF	2015	Puerto la Cruz, VEN
Cairo, Miguel	2B	1998-99	Anaco, VEN
Callaway, Mickey	RHP	1999, 2001	Memphis, TN
Camp, Shawn	RHP	2006-07	Fairfax, VA
Canizaro, Andy	INF	2008	New Orleans, LA
Canseco, José	DH	1999-2000	Havana, Cuba
Cantú, Jorge	INF	2004-07	McAllen, TX
Canzler, Russ	INF	2011	Berwick, PA
Carlson, Dan	RHP	1998	Portland, OR
Carter, Lance	RHP	2002-05	Bradenton, FL
Casali, Curt	C	2014-17	Walnut Creek, CA
Casanova, Raúl	C	2007	Humacao, PR
Cash, Kevin	C	2005	Tampa, FL
Castilla, Vinny	3B	2000-01	Oaxaca, MEX
Castillo, Diego	RHP	2018-19	Cabrera, DR
Cedeño, Xavier	LHP	2015-17	Guayanilla, PR
Charlton, Norm	LHP	1999	Fort Polk, LA
Childers, Jason	RHP	2006	Statesboro, GA
Chirinos, Robinson	C	2011	Falcon, VEN
Chirinos, Yonny	RHP	2018-19	Bachaquero, VEN
Choate, Randy	LHP	2009-10	San Antonio, TX
Choi, Ji-Man	1B	2018-19	Incheon, SKO
Cishek, Steve	RHP	2017	Falmouth, MA
Ciuffo, Nick	C	2018-19	Mount Pleasant, SC
Clyburn, Danny	OF	1999	Lancaster, SC
Cobb, Alex	RHP	2011-17	Boston, MA
Colomé, Alex	RHP	2013-18	Santo Domingo, DR
Colomé, Jesús	RHP	2001-06	San Pedro de Macoris, DR
Conger, Hank	C	2016	Federal Way, WA
Conrad, Brooks	INF	2012	San Diego, CA
Conti, Jason	OF	2002	Pittsburgh, PA
Corcoran, Tim	RHP	2005-07	Baton Rouge, LA
Cormier, Lance	RHP	2009-10	Lafayette, LA
Cortez, Fernando	INF	2005	Stockton, CA
Cox, Steve	1B	1999-2002	Delano, CA
Crain, Jesse	RHP	2013	Toronto, CAN
Crawford, Carl	OF	2002-10	Houston, TX
Creek, Doug	LHP	2000-02	Winchester, VA
Cron, C.J.	1B	2018	Fullerton, CA



Cruz, Juan	RHP	2011	Bonao, DR
Cruz Jr., José	OF	2004	Arroyo, PR
Cummings, Midre	OF	2004	St. Croix, USVI
D	POS.	YEARS	BIRTHPLACE
d'Arnaud, Travis	C	2019	Long Beach, CA
Damon, Johnny	DH	2011	Fort Riley, KS
Davis, Johnny	OF	2019	Compton, CA
Davis, Wade	RHP	2009-12	Lake Wales, FL
De La Rosa, Dane	RHP	2011-12	Torrence, CA
De León, José	RHP	2017, 2019	Isabela, PR
De Los Santos, Luis	RHP	2002	Santo Domingo, DR
Decker, Jaff	OF	2016	Phoenix, AZ
DeJesus, David	OF	2013-15	Brooklyn, NY
Delaney, Rob	RHP	2011	Westwood, NJ
Diaz, Jumbo	RHP	2017	La Romana, DR
Diaz, Matt	OF	2003-04	Winter Haven, FL
Diaz, Yandy	INF	2019	Sagua la Grande, Cuba
Dickerson, Corey	OF	2016-17	McComb, MS
DiFelice, Mike	C	1998-2001, 2008	Philadelphia, PA
Dillon, Joe	INF	2009	Modesto, CA
Dohmann, Scott	RHP	2007-08	New Orleans, LA
Dominguez, José	RHP	2015	San Pedro de Macoris, DR
Drake, Oliver	RHP	2019	Worcester, MA
Duda, Lucas	1B	2017	Riverside, CA
Duffy, Matt	INF	2016, 2018-19	Long Beach, CA
Dukes, Elijah	OF	2007	Homestead, FL
Duncan, Shelley	INF	2013	Tucson, AZ
Dunn, Scott	RHP	2006	San Antonio, TX
Duvall, Mike	LHP	1998-2000	Warrenton, VA
Dykstra, Allan	INF	2015	San Diego, CA
E	POS.	YEARS	BIRTHPLACE
Easley, Damion	INF	2003	New York, NY
Eiland, Dave	RHP	1998-2000	Dade City, FL
Ekstrom, Mike	RHP	2010-11	Portland, OR
Elmore, Jake	INF	2015	Dothan, AL
Enders, Trevor	LHP	2000	Milwaukee, WI
Eovaldi, Nathan	RHP	2018	Houston, TX
Escalona, Félix	INF	2002-03	Puerto Cabello, VEN
Escobar, Yunel	SS	2013-14	Havana, Cuba
Espinosa, Danny	INF	2017	Santa Ana, CA
Eveland, Dana	LHP	2016	Olympia, WA
F	POS.	YEARS	BIRTHPLACE
Fairbanks, Pete	RHP	2019	St. Louis, MO
Faria, Jake	RHP	2017-19	La Palma, CA
Farnsworth, Kyle	RHP	2011-13	Wichita, KS
Farquhar, Danny	RHP	2016-17	Pembroke Pines, FL
Featherston, Taylor	INF	2017	Houston, TX
Fick, Robert	INF/OF	2004	Torrence, CA
Field, Johnny	OF	2018	Las Vegas, NV
Figueroa, Cole	INF	2014	Tallahassee, FL
Fiore, Tony	RHP	2000-01	Oak Park, IL
Flaherty, John	C	1998-2002	New York, NY
Floro, Dylan	RHP	2016	Merced, CA

Floyd, Cliff	DH	2008	Chicago, IL
Font, Wilmer	RHP	2018-19	La Guaira, VEN
Fordyce, Brook	C	2004	New London, CT
Forsythe, Logan	INF	2014-16	Memphis, TN
Fortunato, Bartolomé	RHP	2004	Santo Domingo, DR
Fossum, Casey	LHP	2005-07	Cherry Hill, NJ
Francisco, Ben	OF	2012	Santa Ana, CA
Franco, Julio	INF	1999	Hato Mayor, DR
Franklin, Nick	INF	2014-16	Sanford, FL
Frieri, Ernesto	RHP	2015	Bolivar, COL
Fuld, Sam	OF	2011-13	Durham, NH
G	POS.	YEARS	BIRTHPLACE
Gaillard, Eddie	RHP	1998-99	Camden, NJ
Gamboza, Eddie	RHP	2016	Merced, CA
Garcia, Avisail	OF	2019	Anaco, VEN
Gardner, Lee	RHP	2002, 2005	Hartland, MI
Garton, Ryan	RHP	2016-17	Clearwater, FL
Garza, Matt	RHP	2008-10	Fresno, CA
Gathright, Joey	OF	2004-06	Hattiesburg, MS
Gaudin, Chad	RHP	2003-04	New Orleans, LA
Geltz, Steve	RHP	2014-16	Newfane, NY
Gibaut, Ian	RHP	2019	Houston, TX
Gimenez, Chris	C	2012-13	Gilroy, CA
Gipson, Charles	INF/OF	2004	Orange, CA
Glasnow, Tyler	RHP	2018-19	Newhall, CA
Glover, Gary	RHP	2007-08	Cleveland, OH
Gomes, Brandon	RHP	2011-15	Fall River, MA
Gomes, Jonny	OF	2003-08	San Francisco, CA
Gómez, Carlos	OF	2018	Santiago, DR
Gomez, Chris	SS	2001-02	Los Angeles, CA
Gonzalez, Alex	INF	2005	Miami, FL
González, Dicky	RHP	2004	Bayamon, PR
González, Geremi	RHP	2003-04	Maracaibo, VEN
Gooden, Dwight	RHP	2000	Tampa, FL
Gorecki, Rick	RHP	1998	Evergreen, IL
Graffanino, Tony	INF	1999-2000	Amityville, NY
Green, Nick	INF	2005-06	Pensacola, FL
Grieve, Ben	OF	2001-03	Arlington, TX
Gross, Gabe	OF	2008-09	Baltimore, MD
Guillén, José	OF	1999-2001	San Cristobal, DR
Guillén, Ozzie	INF	2000	Ocumare del Tuy, VEN
Guilmet, Preston	RHP	2015	Roseville, CA
Guthrie, Mark	LHP	2000	Buffalo, NY
Guyer, Brandon	OF	2011-12, 2014-16	West Chester, PA
Guzmán, Freddy	OF	2013	Santo Domingo, DR
Guzmán, Joel	OF	2007	Quisqueya, PR
Guzmán, Juan	RHP	2000	Santo Domingo, DR
H	POS.	YEARS	BIRTHPLACE
Halama, John	LHP	2004	Brooklyn, NY
Hall, Toby	C	2000-06	Tacoma, WA
Hammel, Jason	RHP	2006-08	Greenville, SC
Hanigan, Ryan	C	2014	Washington, DC
Harper, Travis	RHP	2000-06	Harrisonburg, VA
Harris, Brendan	INF	2007	Albany, NY
Harville, Chad	RHP	2006	Selmer, TN



Hawpe, Brad	OF	2010	Fort Worth, TX
Haynes, Nathan	OF	2008	Oakland, CA
Hechavarria, Adeiny	SS	2017-18	Santiago de Cuba, Cuba
Hellickson, Jeremy	RHP	2010-14	Des Moines, IA
Hendrickson, Mark	LHP	2004-06	Mount Vernon, WA
Heredia, Guillermo	OF	2019	Matanzas, Cuba
Hernández, Michel	C	2008-09	Havana, Cuba
Hernández, Roberto M.	RHP	1998-2000	Santurce, PR
Hernández, Roberto H.	RHP	2013	Santo Domingo, DR
Hill, Ken	RHP	2001	Lynn, MA
Hinske, Eric	INF/OF	2008	Menasha, WI
Hollins, Damon	OF	2005-06	Fairfield, CA
Hoover, Paul	C	2001-02	Columbus, OH
Howell, J.P.	LHP	2006-12	Modesto, CA
Hu, Chih-Wei	RHP	2017-18	Taichung, Taiwan
Huff, Aubrey	INF/OF	2000-06	Marion, OH
Hunter, Tommy	RHP	2017	Indianapolis, IN
I-J	POS.	YEARS	BIRTHPLACE
Isringhausen, Jason	RHP	2009	Brighton, IL
Iwamura, Akinori	INF	2007-09	Ehime, Japan
Jackson, Edwin	RHP	2006-08	Neu-Ulm, GER
James, Delvin	RHP	2002	Nacogdoches, TX
Jaso, John	C/DH	2008-11, 2015	Chula Vista, CA
Jennings, Dan	LHP	2017	Berkeley, CA
Jennings, Desmond	OF	2010-16	Birmingham, AL
Jepsen, Kevin	RHP	2015-16	Anaheim, CA
Jimenez, Jason	LHP	2002	Modesto, CA
Johnson, Charles	C	2005	Fort Pierce, FL
Johnson, Dan	INF/OF	2008, 2010-11	Coon Rapids, MN
Johnson, Elliot	INF/OF	2008, 2011-12	Safford, AZ
Johnson, Jason	RHP	1998	Santa Barbara, CA
Johnson, Kelly	INF/OF	2013	Austin, TX
Johnson, Russ	INF	2000-02	Baton Rouge, LA
Joyce, Matt	OF	2009-14	Tampa, FL
Judd, Mike	RHP	2001	San Diego, CA
K	POS.	YEARS	BIRTHPLACE
Kapler, Gabe	OF	2009-10	Hollywood, CA
Karns, Nate	RHP	2014-15	Franklin, PA
Kazmir, Scott	LHP	2004-09	Houston, TX
Kelly, Kenny	OF	2000	Plant City, FL
Kelly, Mike	OF	1998	Los Angeles, CA
Kennedy, Joe	LHP	2001-03	La Mesa, CA
Kent, Steve	LHP	2002	Frankfurt, GER
Keppinger, Jeff	INF	2012	Miami, FL
Kiermaier, Kevin	OF	2013-19	Fort Wayne, IN
Kittredge, Andrew	RHP	2017-19	Spokane, WA
Kolarek, Adam	LHP	2017-19	Baltimore, MD
Kotchman, Casey	1B	2011	St. Petersburg, FL
Kratz, Erik	C	2019	Telford, PA
Krauss, Marc	1B	2015	Deshler, OH
L	POS.	YEARS	BIRTHPLACE
LaForest, Pete	C	2003, 2005	Hull, CAN
Laker, Tim	C	1998, 2005	Encino, CA

Lamb, David	INF	1999	West Hills, CA
Ledesma, Aaron	INF	1998-99	Union City, CA
Lee, Travis	1B	2003, 2005-06	San Diego, CA
Levine, Al	RHP	2003	Park Ridge, IL
Lidle, Cory	RHP	1999-2000	Hollywood, CA
Liefer, Jeff	3B	2003	Fontana, CA
Lobaton, José	C	2011-13	Acarigua, VEN
Lombard, George	OF	2003	Atlanta, GA
Loney, James	1B	2013-15	Houston, TX
Longoria, Evan	3B	2008-17	Downey, CA
Lopez, Albie	RHP	1998-2001	Mesa, AZ
López, Felipe	INF	2011	Bayamon, PR
Lowe, Brandon	INF	2018-19	Newport News, VA
Lowe, Nate	1B	2019	Norfolk, VA
Lowery, Terrell	OF	1999	Oakland, CA
Lueke, Josh	RHP	2012-14	Covington, KY
Lugo, Julio	SS	2003-06	Barahona, DR
Lugo, Ruddy	RHP	2006-07	Barahona, DR
M	POS.	YEARS	BIRTHPLACE
Mahtook, Mikie	OF	2015-16	Lafayette, LA
Maile, Luke	C	2015-16	Edgewood, KY
Malaska, Mark	LHP	2003	Youngstown, OH
Mariñez, Jhan	RHP	2016	Santo Domingo, DR
Marks, Justin	LHP	2016-17	Owensboro, KY
Martin, Al	OF	2003	West Covina, CA
Martin, J.D.	RHP	2013	Ridgecrest, GA
Martin, Tom	LHP	2002	Charleston, SC
Martinez, Dave	OF	1998-2000	Brooklyn, NY
Martínez, Félix	SS	2000-01	Nagua, DR
Martínez, Michael	INF	2017	Santo Domingo, DR
Martinez, Tino	1B	2004	Tampa, FL
Matsui, Hideki	DH	2012	Ishikawa, Japan
McCarty, Dave	INF/OF	2002	Houston, TX
McClain, Scott	INF	1998	Simi Valley, CA
McClung, Seth	RHP	2003, 2005-06	Lewisburg, WV
McCracken, Quinton	OF	1998-2000	Wilmington, NC
McGee, Jake	LHP	2010-15	Sparks, NV
McGriff, Fred	1B	1998-2001, 2004	Tampa, FL
McKay, Brendan	LHP/1B	2019	Beaver Falls, PA
Meacham, Rusty	RHP	2001	Stuart, FL
Meadows, Austin	OF	2018-19	Atlanta, GA
Meadows, Brian	RHP	2006	Montgomery, AL
Mecir, Jim	RHP	1998-2000	Queens, NY
Miceli, Dan	RHP	2006	Newark, NJ
Miller, Brad	INF	2016-18	Orlando, FL
Miller, Trever	LHP	2004-05, 2008	Louisville, KY
Milner, Hoby	LHP	2018-19	Dallas, TX
Mohr, Dustan	OF	2007	Hattiesburg, MS
Molina, José	C	2012-14	Bayamon, PR
Moore, Adam	C	2018	Longview, TX
Moore, Matt	LHP	2011-16	Fort Walton Beach, FL
Moreno, Diego	RHP	2017	Higuerote, VEN
Morris, Jim	LHP	1999-2000	Brownwood, TX



Morrison, Logan	1B	2016-17	Kansas City, MO
Morton, Charlie	RHP	2019	Flemington, NJ
Moss, Damian	LHP	2004	Darlinghurst, AUS
Motter, Taylor	INF/OF	2016	West Palm Beach, FL
Munson, Eric	INF/OF	2005	San Diego, CA
Myers, Wil	OF	2013-14	Thomasville, NC
N	POS.	YEARS	BIRTHPLACE
Nava, Daniel	OF	2015	Redwood City, CA
Navarro, Dioner	C	2006-10	Caracas, VEN
Nelson, Joe	RHP	2009	Alameda, CA
Newman, Alan	LHP	1999	La Habra, CA
Niemann, Jeff	RHP	2008-13	Houston, TX
Nomo, Hideo	RHP	2005	Osaka, Japan
Norris, Derek	C	2017	Goddard, KS
Norton, Greg	INF/OF	2006-07	San Leandro, CA
Núñez, Franklin	RHP	2004-05	Nagua, DR
Nuño, Vidal	LHP	2018	San Diego, CA
O-P	POS.	YEARS	BIRTHPLACE
Odorizzi, Jake	RHP	2013-17	Breese, IL
Ordaz, Luis	INF	2006	Maracaibo, VEN
Ordoñez, Rey	SS	2003	Havana, Cuba
Orvella, Chad	RHP	2005-07	Renton, WA
Oviedo, Juan Carlos	RHP	2014	Bonoa, DR
Pagán, Emilio	RHP	2019	Simpsonville, SC
Parque, Jim	LHP	2003	Norwalk, CA
Parris, Steve	RHP	2003	Joliet, IL
Paul, Josh	C	2006-07	Evanston, IL
Pearce, Steve	INF	2016	Lakeland, FL
Peña, Carlos	1B	2007-10, 2012	Santo Domingo, DR
Pennington, Brad	LHP	1998	Salem, IN
Peralta, Joel	RHP	2011-14	Bonao, DR
Percival, Troy	RHP	2008-09	Fontana, CA
Pérez, Antonio	INF	2003	Bani, DR
Perez, Eduardo	INF/OF	2004-05	Cincinnati, OH
Perez, Fernando	OF	2008-09	Elizabeth, NJ
Perez, Michael	C	2018-19	Bayamon, PR
Pérez, Tomás	INF	2006	Barquisimeto, VEN
Perry, Herbert	3B	1999-2000	Live Oak, FL
Peterson, Shane	OF	2017	Fallbrook, CA
Pham, Tommy	OF	2018-19	Las Vegas, NV
Phelps, Josh	INF	2005	Anchorage, AK
Phelps, Travis	RHP	2001-02	Neosho, MO
Piatt, Adam	OF	2003	Chicago, IL
Pinto, Ricardo	RHP	2019	Guacara, VEN
Plouffe, Trevor	INF	2017	West Hills, CA
Poche, Colin	LHP	2019	Flower Mound, TX
Price, David	LHP	2008-14	Nashville, TN
Prieto, Ariel	RHP	2001	Havana, Cuba
Pruitt, Austin	RHP	2017-19	Plano, TX
Puello, César	OF	2017	La Romana, DR
Q-R	POS.	YEARS	BIRTHPLACE
Qualls, Chad	RHP	2010	Harbor City, CA
Querecuto, Juniel	INF	2016	Barquisimeto, VEN
Ramírez, Alexei	INF	2016	Pinar del Río, Cuba
Ramirez, Erasmo	RHP	2015-17	Managua, NIC

Ramírez, Manny	DH	2011	Santo Domingo, DR
Ramos, Cesar	LHP	2011-14	Los Angeles, CA
Ramos, Wilson	C	2017-18	Valencia, VEN
Rasmus, Colby	OF	2017	Columbus, GA
Refsnyder, Rob	OF	2018	Seoul, SKO
Rekar, Bryan	RHP	1998-2001	Oak Lawn, IL
Reyes, Al	RHP	2007-08	San Cristobal, DR
Reyes, Carlos	RHP	2003	Miami, FL
Rhymes, Will	INF	2012	Houston, TX
Richard, Chris	1B	2009	San Diego, CA
Richards, Trevor	RHP	2019	Aviston, IL
Ridgway, Jeff	LHP	2007	Port Angeles, WA
Riefenhauser, C.J.	LHP	2014-15	Yonkers, NY
Riggins, Shawn	C	2007-09	Fort Lauderdale, FL
Ritchie, Todd	RHP	2004	Portsmouth, VA
Rivera, René	C	2015	Bayamon, PR
Roberts, Ryan	INF	2012-13	Fort Worth, TX
Robertson, Daniel	INF	2017-19	Upland, CA
Robinson, Kerry	OF	1998	St. Louis, MO
Rocker, John	LHP	2003	Statesboro, GA
Rodney, Fernando	RHP	2012-13	Samana, DR
Rodriguez, Sean	INF/OF	2010-14	Miami, FL
Roe, Chaz	RHP	2017-19	Steubenville, OH
Rolls, Damian	INF	2000-04	Kansas City, KS
Romano, Jason	INF	2004	Tampa, FL
Romero, Enny	LHP	2013, 2015-16	Santo Domingo, DR
Romo, Sergio	RHP	2017-18	Brawley, CA
Rose, Brian	RHP	2001	New Bedford, MA
Ruebel, Matt	LHP	1998	Cincinnati, OH
Ruggiano, Justin	OF	2007-08, 2010-11	Austin, TX
Rupe, Ryan	RHP	1999-2002	Houston, TX
Russell, Adam	RHP	2011	North Olmstead, OH
Ryu, Jae Kuk	RHP	2007-08	Choon Chung Do, SKO
S	POS.	YEARS	BIRTHPLACE
Sadler, Casey	RHP	2019	Stillwater, OK
Salas, Juan	RHP	2006-08	Santo Domingo, DR
Sánchez, Álex	OF	2005	Havana, Cuba
Sánchez, Rey	INF	2004	Rio Piedras, PR
Sandberg, Jared	3B	2001-03	Olympia, WA
Sands, Jerry	OF	2014	Middletown, NY
Santana, Julio	RHP	1998-99	San Pedro de Macoris, DR
Saunders, Tony	LHP	1998-99	Baltimore, MD
Schultz, Jaime	RHP	2018	Albany, NY
Scott, Luke	DH	2012-13	De Leon Springs, FL
Seay, Bobby	LHP	2001, 2003-04	Baton Rouge, LA
Seo, Jae	RHP	2006-07	Kwanju, SKO
Shaffer, Richie	INF	2015-16	Flemington, NJ
Sheets, Andy	INF	2001-02	Olympia, WA
Shields, James	RHP	2006-12	Newhall, CA
Shoppach, Kelly	C	2010-11	Fort Worth, TX
Shouse, Brian	LHP	2009	Effingham, IL
Shumpert, Terry	INF/OF	2003	Paducah, KY
Silvestri, Dave	INF	1998	St. Louis, MO



Simon, Randall	INF	2004	Willemstad, CUR
Singleton, Chris	OF	2005	Martinez, CA
Sizemore, Grady	OF	2015	Seattle, WA
Slegers, Aaron	RHP	2019	Scottsdale, AZ
Smith, Bobby	INF	1998-2002	Oakland, CA
Smith, Jason	INF	2002-03	Meridian, MI
Smith, Mallex	OF	2017-18	Tallahassee, FL
Smyly, Drew	LHP	2014-16	Little Rock, AR
Snell, Blake	LHP	2016-19	Seattle, WA
Snyder, Brandon	INF	2018	Las Vegas, NV
Sogard, Eric	INF	2019	Phoenix, AZ
Solis, Ali	C	2014	Mexicali, MEX
Sonnanstine, Andy	RHP	2007-11	Barberton, OH
Soriano, Rafael	RHP	2010	San Jose, DR
Sorrento, Paul	1B/OF	1998-99	Somerville, MA
Sosa, Jorge	RHP	2002-04	Santo Domingo, DR
Souza Jr., Steven	OF	2015-17	Everett, WA
Span, Denard	OF	2018	Washington, DC
Sparks, Jeff	RHP	1999-2000	Houston, TX
Springer, Dennis	RHP	1998	Fresno, CA
Springer, Russ	RHP	2009	Alexandria, IL
Standridge, Jason	RHP	2001-04	Birmingham, AL
StaneK, Ryne	RHP	2017-19	St. Louis, MO
Stocker, Kevin	SS	1998-2000	Spokane, WA
Stokes, Brian	RHP	2006-07	Pomona, CA
Sturdevant, Tyler	RHP	2016	Littleton, CA
Sturtze, Tanyon	RHP	2000-02	Worcester, MA
Succe, Jesús	C	2017-18	Cumaná, VEN
Sulser, Cole	RHP	2019	Poway, CA
Sutton, Drew	INF	2012	El Dorado, AR
Switzer, Jon	LHP	2003,	Houston, TX
		2005-07	
T-V	POS.	YEARS	BIRTHPLACE
Talbot, Mitch	RHP	2008	Cedar City, UT
Tatis, Ramón	LHP	1998	Guayubin, DR
Taylor, Billy	RHP	2000	Monticello, FL
Taylor, Reggie	OF	2005	Newberry, SC
Teaford, Everett	LHP	2015	Alpharetta, GA
Thayer, Dale	RHP	2009-10	Fountain Valley, CA
Thompson, Rich	OF	2012	Reading, PA
Timmons, Ozzie	OF	2000	Tampa, FL
Torres, Alex	LHP	2011-13	Valencia, VEN
Trachsel, Steve	RHP	2000	Oxnard, CA
Trammell, Bubba	OF	2003	Knoxville, TN
Truby, Chris	INF	2003	Palm Springs, CA
Tyner, Jason	OF	2000-03	Beaumont, TX
Upton, B.J.	INF/OF	2004,	Norfolk, VA
		2006-12	

Valentín, Javier	C	2003	Manati, PR
Vaughn, Greg	OF	2000-02	Sacramento, CA
Velandia, Jorge	INF	2007	Caracas, VEN
Velaquez, Andrew	INF	2018-19	Bronx, NY
Venafo, Mike	LHP	2003	Tacoma Park, MD
Venters, Jonny	LHP	2018	Pikeville, KY
Vogt, Stephen	C/DH	2012	Visalia, CA
W-Z	POS.	YEARS	BIRTHPLACE
Wade, Terrell	LHP	1998	Rembert, SC
Waechter, Doug	RHP	2003-06	St. Petersburg, FL
Walker, Tyler	RHP	2006	San Francisco, CA
Wallace, Jeff	LHP	2001	Wheeling, WV
Walton, Jerome	OF	1998	Coweta County, GA
Webb, John	RHP	2004-05	Pensacola, FL
Webb, Ryan	RHP	2016	Clearwater, FL
Weber, Ryan	RHP	2018	St. Petersburg, FL
Weeks Jr., Rickie	1B	2017	Altamonte Springs, FL
Wendle, Joey	INF	2018-19	Wilmington, DE
Wheeler, Dan	RHP	1999-2001,	Providence, RI
		2007-10	
White, Rick	RHP	1998-2000	Springfield, OH
Whitley, Chase	RHP	2016-17	Ranburne, AL
Wigginton, Ty	INF	2006-07	San Diego, CA
Williams, Gerald	OF	2000-01	New Orleans, LA
Williams, Justin	OF	2018	Houma, LA
Wilson, Bobby	C	2015-16	Dunedin, FL
Wilson, Josh	INF	2007	Pittsburgh, PA
Wilson, Paul	RHP	2000-02	Orlando, FL
Winn, Randy	OF	1998-2002	Los Angeles, CA
Witasick, Jay	RHP	2007	Baltimore, MD
Witt, Bobby	RHP	1999	Arlington, TX
Witt, Kevin	DH	2006	High Point, NC
Wong, Kean	INF	2019	Hilo, HI
Wood, Hunter	RHP	2017-19	Rogers, AR
Wright, Jamey	RHP	2013	Oklahoma City, OK
Wright, Wesley	LHP	2013	Montgomery, AL
Yan, Esteban	RHP	1998-2002	Campina, DR
Yarbrough, Ryan	LHP	2018-19	Austin, TX
Yates, Kirby	RHP	2014-15	Lihue, HI
Young, Delmon	OF	2006-07,	Montgomery, AL
		2013	
Zambrano, Victor	RHP	2001-04	Los Teques, VEN
Zaun, Gregg	C	2009	Glendale, CA
Zobrist, Ben	INF/OF	2006-14	Eureka, IL
Zunino, Mike	C	2019	Cape Coral, FL



COACHES	POS.	YEARS	BIRTHPLACE
Anderson, Brian	Assistant Pitching	2008-09	Portsmouth, VA
Baldelli, Rocco	1B Field Coord.	2015-17 2018	Woonsocket, RI
Bogar, Tim	Quality Assurance	2008	Indianapolis, IN
Boggs, Wade	Hitting	2001	Omaha, NE
Boroski, Stan	Assistant Pitching Bullpen	2010-11 2012-19	Martins Ferry, OH
Bosio, Chris	Pitching	2003	Carmichael, CA
Brown, Jackie	Pitching	2002	Holdenville, OK
Butcher, Mike	Pitching	2006	Davenport, IA
Cardenal, José	1B	2000-01	Matanzas, Cuba
Cash, Kevin	Manager	2015-19	Tampa, FL
Collins, Terry	Bullpen 3B	2001 2001	Midland, MI
Daulton, Darren	Bullpen	2001	Arkansas City, KS
Elia, Lee	Hitting	2003-05	Philadelphia, PA
Erlichman, Jonathan	Process & Analytics	2019	Toronto, CAN
Evers, Bill	Bench	2006	New York, NY
Ezell, Glenn	Bullpen	2001-02	Kentwood, LA
Fischer, Bill	Pitching 3B	2000-01 2002-14	Wausau, WI
Foley, Tom	Bench	2015-17	Columbus, GA
Gomez, Orlando	Bullpen	1998-2000	Juan Diaz, PR
Greene, Todd	Quality Assurance 1B	2009 1998-99, 2003-05	Augusta, GA
Hatcher, Billy	3B Bench	2000 2001-02	Williams, AZ
Henderson, Steve	Hitting	1998, 2006-09	Houston, TX

Hernandez, Chuck	Pitching	2004-05	Tampa, FL
Hendrick, George	1B	2006-14	Los Angeles, CA
Hickey, Jim	Pitching	2007-17	Chicago, IL
Hoover, Paul	Field Coord.	2019	Columbus, OH
Howard, Frank	Bench	1998-99	Columbus, OH
Linares, Rodney	3B	2019	Brooklyn, NY
Maddon, Joe	Manager	2006-14	Hazleton, PA
Martinez, Dave	1B Bench	2007 2008-14	Brooklyn, NY
May, Lee	1B	2001-02	Birmingham, AL
May, Milt	Hitting	2002	Gary, IN
McLaren, John	Bench	2003	Galveston, TX
McRae, Hal	Bench Manager	2001 2001-02	Avon Park, FL
Montoyo, Charlie	3B Bench	2015-17 2018	Tucson, AZ
Mottola, Chad	Hitting	2016-19	Augusta, GA
Nelson, Jamie	Coach	2013-17	Clinton, OK
Piniella, Lou	Manager	2003-05	Tampa, FL
Quatratro, Matt	3B Bench	2018 2019	Albany, NY
Ramos, Bobby	Bullpen	1998, 2006-11	Calabazar de Sagua, Cuba
Riddoch, Greg	3B	1998-99	Greeley, CO
Roberts, Leon	Hitting	1999-2000	Vicksburg, MI
Rothschild, Larry	Manager	1998-2001	Chicago, IL
Russell, Bill	Bench	2000	Pittsburg, KS
Shelton, Derek	Hitting	2010-16	Carbondale, IL
Sinatro, Matt	Bullpen	2003-05	West Hartford, CT
Snyder, Kyle	Pitching	2018-19	Houston, TX
Timmons, Ozzie	1B	2018-19	Tampa, FL
Williams, Rick	Pitching	1998-2000	Fort Worth, TX
Zimmer, Don	Sr. Advisor	2004-14	Cincinnati, OH

DID YOU KNOW?

ROOKIE QUALIFICATIONS

A player shall be considered a rookie unless, during a previous season or seasons, he had **(a)** exceeded 130 at-bats or 50 innings pitched in the major leagues; or **(b)** accumulated more than 45 days on the active roster of a major league club or clubs during the period of a 26-player limit (excluding time on the injured list). Entering 2020, the Rays have 11 rookies on their 40-man roster.

Randy Arozarena	OF	Lucius Fox	INF	Brian O'Grady	1B
Anthony Banda	LHP	Ronaldo Hernández	C	Kevin Padlo	INF
Vidal Bruján	INF	Brent Honeywell Jr.	RHP	Yoshi Tsutsugo	3B/OF
Pete Fairbanks	RHP	Brendan McKay	LHP/1B		



ALL-TIME NUMERICAL ROSTER

0	
Mallex Smith	2017-18

1	
Miguel Cairo	1998-2000
Antonio Pérez	2003
Rey Sánchez	2004
Joey Gathright	2004-06
Akinori Iwamura	2007-09
Sean Rodriguez	2010-14
Tim Beckham	2013, 2015-17
Willy Adames	2018-19

2	
Scott McClain	1998
Randy Winn	1998-2002
*Billy Hatcher	2001-02
B.J. Upton	2004, 2006-12
Álex Sánchez	2005
Fernando Cortez	2005
Kelly Johnson	2013
Nick Franklin	2014-16
Michael Martínez	2017
Shane Peterson	2017
Denard Span	2018
Yandy Díaz	2019

3	
Quinton McCracken	1998-2000
Brent Abernathy	2001-03
Félix Escalona	2002-03
Jason Smith	2002-03
Jorge Cantú	2004-07
Jorge Velandia	2007
Evan Longoria	2008-17

4	
Aaron Ledesma	1998-99
*Dave Martinez	1998-2000, 2007-14
Gerald Williams	2000-01
Jason Conti	2002
*Lee Elia	2003-05
*Jamie Nelson	2013-17
Blake Snell	2016-19

5	
*Steve Henderson	1998, 2006-09
*Leon Roberts	1999-2000
*Terry Collins	2001
Félix Escalona	2002-03
**Rocco Baldelli	2003-08, 2010, 2015-18
Pat Burrell	2009-10
Sam Fuld	2011-13
Brandon Guyer	2011-12, 2014-16
Matt Duffy	2016, 2018-19

6	
*Orlando Gomez	1998-2000
John Flaherty	1998-2002
*Tom Foley	2002-17
Justin Williams	2018
Erik Kratz	2019

7	
*Greg Riddoch	1998-99
*Bobby Ramos	1998, 2006-11
*José Cardenal	2000-01
*John McLaren	2003-05
Jeff Keppinger	2012
David DeJesus	2013-15
Daniel Nava	2015
Logan Morrison	2016-17
Michael Perez	2018-19

8	
Mike DiFelice	1998-2001, 2008
Carl Crawford	2002-10
Marlon Anderson	2003
Jason Romano	2004
Alex Gonzalez	2005
Josh Paul	2006-07
Jason Bartlett	2008-10
Desmond Jennings	2010-16
Rickie Weeks Jr.	2017
Danny Espinosa	2017
Rob Refsnyder	2018
Brandon Lowe	2018-19

9	
Bobby Smith	1998-2002
Vinny Castilla	2000-01
Chris Gomez	2001-02
Al Martin	2003
Robert Fick	2004
B.J. Upton	2004, 2006-12
Tomás Pérez	2006
Shawn Riggins	2006-09
Josh Wilson	2007
Elliot Johnson	2008, 2011-12
Gregg Zaun	2009
Hank Blalock	2010
Wil Myers	2013-14
Joey Butler	2015
Oswaldo Arcia	2016
Juniel Querecuto	2016
Jake Bauers	2018
Eric Sogard	2019

10	
Rich Butler	1998-99
Russ Johnson	2000-02
Damian Rolls	2000-04

*Darren Daulton	2001
Jared Sandberg	2001-03
Rey Ordoñez	2003
Chris Singleton	2005
Luis Ordaz	2006
Dustan Mohr	2007
Justin Ruggiano	2007-08, 2010-11
Kelly Shoppach	2010-11
Brandon Guyer	2011-12, 2014-16
Will Rhymes	2012
Logan Forsythe	2014-16
Jake Elmore	2015
Corey Dickerson	2016-17
Johnny Field	2018
Mike Zunino	2019

11	
*Larry Rothschild	1998-2001
Jason Tyner	2000-03
*Hal McRae	2001-02
Geoff Blum	2004
Hideo Nomo	2005
Shawn Riggins	2006-09
Jae Kuk Ryu	2007-08
Justin Ruggiano	2007-08, 2010-11
Joe Dillon	2009
Brad Hawpe	2010
Casey Kotchman	2011
Brandon Guyer	2011-12, 2014-16
Yunel Escobar	2013-14
Logan Forsythe	2014-16
Adeiny Hechavarria	2017-18
Andrew Velazquez	2018-19

12 - RETIRED	
**Wade Boggs	1998-99, 2001

13	
Miguel Cairo	1998-2000
Ozzie Guillén	2000
Carl Crawford	2002-10
Ben Francisco	2012
Jason Bourgeois	2013
Heath Bell	2014
Asdrúbal Cabrera	2015
Brad Miller	2016-18

14	
**Dave Martinez	1998-2000, 2007-14
Jason Tyner	2000-03
*Lou Piniella	2003-05
Greg Norton	2006-07
David Price	2008-14
Jaff Decker	2016
Trevor Plouffe	2017

* FIELD STAFF;

** BOTH PLAYER & FIELD STAFF



15

Kerry Robinson	1998
David Lamb	1999
Kenny Kelly	2000
**Paul Hoover	2001-02, 2019
*Tom Foley	2002-17
*Matt Sinatro	2003-05
**Rocco Baldelli	2003-08, 2010, 2015-18
Casey Fossum	2005-07
Delmon Young	2006-07, 2013
Cliff Floyd	2008
Reid Brignac	2008-12
Shelley Duncan	2013
Emilio Pagan	2019

16

Tim Laker	1998, 2005
Dwight Gooden	2000
Félix Martínez	2000-01
*Tom Foley	2002-17
Travis Lee	2003, 2005-06
**Kevin Cash	2005, 2015-19
Brendan Harris	2007
Justin Ruggiano	2007-08, 2010-11
Willy Aybar	2008-10
*Derek Shelton	2010-16
Chris Gimenez	2012-13

17

Dave Silvestri	1998
Rolando Arrojo	1998-99
Joe Kennedy	2001-03
Charles Gipsen	2004
**Kevin Cash	2005, 2015-19
Raúl Casanova	2007
*Brian Anderson	2008-09
*Derek Shelton	2010-16
Jumbo Diaz	2017
Taylor Featherston	2017
Austin Meadows	2018-19

18

Julio Franco	1999
*Bill Russell	2000
Ben Grieve	2001-03
Nick Green	2005-06
Ben Zobrist	2006-14
Peter Bourjos	2017
Joey Wendle	2018-19

19

Kevin Stocker	1998-2000
Aubrey Huff	2000-06
Scott Kazmir	2004-09
Gabe Kapler	2009-10
Brandon Allen	2012
Ryan Roberts	2012-13
Jerry Sands	2014

Curt Casali	2014-17
Nick Ciuffo	2018-19

20

Bobby Smith	1998-2002
Mike DiFelice	1998-2001, 2008
Vinny Castilla	2000-01
*Billy Hatcher	2001-02
Dave McCarty	2002
Javier Valentín	2003
Midre Cummings	2004
*Bill Evers	2006-07
Matt Joyce	2009-14
Steven Souza Jr.	2015-17
Tyler Glasnow	2018-19

21

Bubba Trammell	1998-2000
Aubrey Huff	2000-06
Josh Phelps	2005
Ty Wigginton	2006-07
Andy Sonnanstine	2007-11
José Lobaton	2011-13
James Loney	2013-15
Bobby Wilson	2015, 2016
Taylor Featherston	2017
Lucas Duda	2017
Christian Arroyo	2018-19
Jesús Aguilar	2019

22

John Flaherty	1998-2002
*Billy Hatcher	2001-02
Terry Shumpert	2003
*Matt Sinatro	2003-05
José Cruz Jr.	2004
Casey Fossum	2005-07
Shawn Camp	2006-07
Matt Garza	2008-10
Johnny Damon	2011
Chris Archer	2012-18
Christian Arroyo	2018-19

23

*Orlando Gomez	1998-2000
John Flaherty	1998-2002
Greg Vaughn	2000-02
Julio Lugo	2003-06
Carlos Peña	2007-10, 2012
Casey Kotchman	2011
Jake Odorizzi	2013-17
*Kyle Snyder	2018-19

24

Charles Johnson	1998
Mike Kelly	1998
Ryan Rupe	1999-2002
George Lombard	2003
Tino Martinez	2004

Eric Munson	2005
Kevin Witt	2006
Sean Burroughs	2006
Kurt Birkins	2008
Dan Johnson	2008, 2010-11
*Todd Greene	2009
Manny Ramírez	2011
Rich Thompson	2012
J.D. Martin	2013
Ryan Hanigan	2014
Grady Sizemore	2015
Hank Conger	2016
Alexei Ramírez	2016
Nathan Eovaldi	2018
Avisail García	2019

25

*Frank Howard	1998-99
*Orlando Gomez	1998-2000
Russ Johnson	2000-02
Damion Easley	2003
Chris Truby	2003
Matt Diaz	2003-04
*George Hendrick	2006-14
*Charlie Montoyo	2015-18
**Paul Hoover	2019

26

Tim Laker	1998, 2005
Tony Graffanino	1999-2000
Andy Sheets	2001-02
Jared Sandberg	2001-03
Brook Fordyce	2004
Scott Kazmir	2004-09
Delmon Young	2006-07, 2013
Gabe Gross	2008-09
Dan Johnson	2008, 2010-11
Stephen Vogt	2012
Jesse Crain	2013
Brad Boxberger	2014-17
Ji-Man Choi	2018-19

27

Jerome Walton	1998
Cory Lidle	1999-2000
Bobby Seay	2001, 2003-04
Geoff Blum	2004
Damon Hollins	2005-06
Scott Dohmann	2007-08
Gabe Kapler	2009-10
Desmond Jennings	2010-15
Sam Field	2011-13
Cesar Ramos	2011-14
Mikie Mahtook	2015-16
Carlos Gómez	2018
*Rodney Linares	2019

* FIELD STAFF;

** BOTH PLAYER & FIELD STAFF



28

Eddie Gaillard	1998-99
Steve Cox	1999-2002
Jim Parque	2003
Danys Báez	2004-05
Al Reyes	2007-08
John Jaso	2008-11, 2015
José Molina	2012-14
Steve Pearce	2016
Colby Rasmus	2017
Daniel Robertson	2017-19

29

Fred McGriff	1998-2001, 2004
Jason Smith	2002-03
*Chris Bosio	2003
Reggie Taylor	2005
Russell Branyan	2006
Joel Guzmán	2007
Dan Johnson	2008, 2010-11
Rafael Soriano	2010
Tim Beckham	2013, 2015-17
Ryan Brett	2015
Daniel Robertson	2017-19
Brandon Snyder	2018
Tommy Pham	2018-19

30

Rolando Arrojo	1998-99
Scott Aldred	1998-99
José Guillén	1999-2001
**Ozzie Timmons	2000, 2018-19
Brandon Backe	2002-03
*Tom Foley	2002-17
Mark Hendrickson	2004-06
Dioner Navarro	2006-10
Brandon Guyer	2011-12, 2014-16
Luke Scott	2012-13
Vince Belnome	2014
Erasmio Ramirez	2015-17
César Puello	2017

31

Tony Saunders	1998-99
Jonny Gomes	2003-08
Todd Ritchie	2004
Lance Cormier	2009-10
José Lobaton	2011-13
Burke Badenhop	2012
Allan Dykstra	2015
Xavier Cedeño	2015-17
Adam Moore	2018
Kean Wong	2019

32

Albie Lopez	1998-2001
Nick Bierbrodt	2001, 2003
Adam Piatt	2003
Damian Moss	2004

Michael Restovich	2005
Shawn Riggans	2006-09
Eric Hinske	2008
Chris Richard	2009

33

*Frank Howard	1998-99
José Canseco	1999-2000
Damian Rolls	2000-04
Eduardo Perez	2004-05
Dan Miceli	2006
James Shields	2006-12
Drew Smyly	2014-16
Derek Norris	2017
Steve Cishek	2017
*Matt Quattraro	2018-19

34

Dan Wheeler	1999-2001, 2007-10
Paul Abbott	2004-05
Jeff Niemann	2008-13
C.J. Riefenhauser	2014-15
Jake Faria	2017-19
Trevor Richards	2019

35

Dennis Springer	1998
Bryan Rekar	1998-2001
Herbert Perry	1999-2000
Dan Wheeler	1999-2001, 2007-10
*Bill Fischer	2000-01
*Milt May	2002
Randall Simon	2004
Delmon Young	2006-07, 2013
Elijah Dukes	2007
Hideki Matsui	2012
Jamey Wright	2013
Cole Figueroa	2014
Matt Andriese	2015-18
Brandon Lowe	2018-19
Nate Lowe	2019

36

Matt Ruebel	1998
Terrell Wade	1998
Tim Laker	1998, 2005
Mark Guthrie	2000
Tony Fiore	2000-01
Luis De Los Santos	2002
Jorge Sosa	2002-04
Jeff Liefer	2003
Edwin Jackson	2006-08
Russ Springer	2009
Randy Choate	2009-10
Adam Russell	2011
Brooks Conrad	2012
Marc Krauss	2015
Richie Shaffer	2015-16
Andrew Kittredge	2017-19

37

Scott Aldred	1998-99
Norm Charlton	1999
Billy Taylor	2000
Rusty Meacham	2001
Brandon Backe	2002-03
Seth McClung	2003, 2005-06
Nathan Haynes	2008
Russ Springer	2009
Randy Choate	2009-10
Juan Cruz	2011
Alex Colomé	2013-18
Travis d'Arnaud	2019

38

*Rick Williams	1998-2000
Doug Creek	2000-02
Travis Harper	2000-06
Lance Carter	2002-05
Andy Sonnanstine	2007-11
Fernando Perez	2008-09
Robinson Chirinos	2011-12
Jeff Beliveau	2013-15
Taylor Motter	2016
Vidal Nuño	2018
Colin Poche	2019

39

Roberto M. Hernández	1998-2000
Lee Gardner	2002, 2005
Steve Parris	2003
Pete Laforest	2003, 2005
Jason Childers	2006
J.P. Howell	2006-12
Kevin Kiermaier	2013-19

40

Wilson Álvarez	1998-2002
Al Levine	2003
Doug Waechter	2003-06
Jae Seo	2006-07
Troy Percival	2008-09
Wade Davis	2009-12
Roberto H. Hernández	2013
Erik Bedard	2014
J.P. Arencibia	2015
Kevin Jepsen	2015, 2016
Wilson Ramos	2017-18
Anthony Bemboom	2019

41

Jason Johnson	1998
Danny Clyburn	1999
Paul Wilson	2000-02
Rob Bell	2003-05
Brian Stokes	2006-07
Michel Hernández	2008-09

* FIELD STAFF;

** BOTH PLAYER & FIELD STAFF



*Stan Boroski	2010-19
José Lobaton	2011-13
Kevin Kiermaier	2013-19
43	
Esteban Yan	1998-2002
Mike Venafro	2003
Jon Switzer	2003, 2005-07
Dicky González	2004
Joey Gathright	2004-06
Elliot Johnson	2008, 2011-12
Kyle Farnsworth	2011-13
Freddy Guzmán	2013
Ali Solis	2014
Ernesto Frieri	2015
Danny Farquhar	2016-17
Dan Jennings	2017
Michael Perez	2018-19
Mike Brosseau	2019
44	
Paul Sorrento	1998-99
**Ozzie Timmons	2000, 2018-19
Toby Hall	2000-06
Ken Hill	2001
Reid Brignac	2008-12
Jason Istringhausen	2009
Drew Sutton	2012
*Jamie Nelson	2013-17
René Rivera	2015
Hunter Wood	2017-19
C.J. Cron	2018
Pete Fairbanks	2019
45	
Jim Mecir	1998-2000
Trevor Enders	2000
Dewon Brazelton	2002-05
Ruddy Lugo	2006-07
Jay Witasick	2007
Felipe López	2011
Russ Canzler	2011
Enny Romero	2013, 2015-16
Jesús Sucre	2017-18
Austin Pruitt	2017-19
46	
Dan Carlson	1998
Alan Newman	1999
Steve Trachsel	2000
Bobby Seay	2001, 2003-04
Jesús Colomé	2001-06
Mark Malaska	2003
Brian Meadows	2006
Jeff Ridgway	2007
Joe Nelson	2009
*Stan Boroski	2010-19
Juan Carlos Oviedo	2014
Bobby Wilson	2015, 2016

Luke Maile	2015-16
José Alvarado	2017-19
47	
Mike Duvall	1998-2000
*Lee May	2001-02
Victor Zambrano	2001-04
Franklin Núñez	2004-05
Scott Dunn	2006
Gary Glover	2007-08
Jeff Bennett	2009
Brandon Gomes	2011-15
Chase Whitley	2016-17
Ryan Weber	2018
Oliver Drake	2019
48	
Dave Eiland	1998-2000
Ariel Prieto	2001
Delvin James	2002
John Rocker	2003
Jon Switzer	2003, 2005-07
Joe Borowski	2005
*Mike Butcher	2006
*Jim Hickey	2007-17
Ryan Yarbrough	2018-19
49	
Tanyon Sturtze	2000-02
Jesús Colomé	2001-06
Jason Hammel	2006-08
Winston Abreu	2009
Dane De La Rosa	2011-12
Wesley Wright	2013
Kirby Yates	2014-15
Dylan Floro	2016
Tommy Hunter	2017
Jonny Venters	2018
Brendan McKay	2019
50	
Terrell Lowery	1999
Mike Judd	2001
Joe Kennedy	2001-03
*Jackie Brown	2002
Chad Gaudin	2003-04
James Shields	2006-12
Grant Balfour	2007-10, 2014-15
*Stan Boroski	2010-19
Everett Teaford	2015
Jhan Mariñez	2016
Tyler Sturdevant	2016
Austin Pruitt	2017-19
Charlie Morton	2019
51	
Rick White	1998-2000
Jeff Wallace	2001
Steve Kent	2002

Trever Miller	2004-05, 2008
Tyler Walker	2006
Mitch Talbot	2008
Jay Buente	2011
Nate Karns	2014-15
Dana Eveland	2016
*Chad Mottola	2016-19
52	
Ramón Tatis	1998
Brian Rose	2001
Tom Martin	2002
Lee Gardner	2002, 2005
Jon Switzer	2003, 2005-07
John Halama	2004
Brian Shouse	2009
Josh Lueke	2012-14
José Domínguez	2015
Ryan Garton	2016-17
Chaz Roe	2017-19
53	
Matt Ruebel	1998
Bobby Witt	1999
Jason Standridge	2001-04
John Webb	2004-05
Juan Salas	2006-08
Chad Bradford	2008-09
Joaquin Benoit	2010
Alex Cobb	2011-17
Anthony Banda	2018-19
54	
*Bill Fischer	2000-01
Jason Jimenez	2002
Geremi González	2003-04
Chad Orvella	2005-07
Chad Harville	2006
Mike Ekstrom	2010-11
Álex Torres	2011-13
Steve Geltz	2014-16
Sergio Romo	2017-18
Hunter Wood	2017-19
Guillermo Heredia	2019
55	
Rick Gorecki	1998
*Steve Henderson	1998, 2006-09
*Glen Ezell	2001-02
*Chuck Hernandez	2004-05
Chad Qualls	2010
Rob Delaney	2011
Cesar Ramos	2011-14
Matt Moore	2011-16
Adam Kolarek	2017-19
Ryne Stanek	2017-19

* FIELD STAFF;

** BOTH PLAYER & FIELD STAFF



56

Bryan Rekar	1998-2001
*Hal McRae	2001-02
*Matt Sinatro	2003-05
*Don Zimmer	2004
Tim Corcoran	2005-07
Álex Torres	2011-13
Fernando Rodney	2012-13
Ronald Belisario	2015
Dana Eveland	2016
Adam Kolarek	2017-19

57

Brad Pennington	1998
Juan Guzmán	2000
Carlos Reyes	2003
Bartolomé Fortunato	2004
Trever Miller	2004-05, 2008
Scott Kazmir	2004-09
*Don Zimmer	2005
Jake McGee	2010-15
Jaime Schultz	2018
Aaron Slegers	2019

58

Travis Harper	2000-06
*Don Zimmer	2006
Wade Davis	2009-12
Jeremy Hellickson	2010-14
Preston Guilmet	2015
Ryan Webb	2016
Justin Marks	2016-17
Chih-Wei Hu	2017-18
Ian Gibaut	2019

59

Mickey Callaway	1999, 2001
Jorge Sosa	2002-04
José Bautista	2004
Jorge Cantú	2004-07
Shawn Camp	2006-07
*Don Zimmer	2007
Dale Thayer	2009-10

José Lobaton	2011-13
Curt Casali	2014-17
Andrew Bellatti	2015
Eddie Gamboa	2016
Justin Marks	2016-17
Ryne Stanek	2017-19

60

Julio Santana	1998-99
Victor Zambrano	2001-04
Jonny Gomes	2003-08
*Don Zimmer	2008
Hoby Milner	2018-19

61

Mickey Callaway	1999, 2001
Travis Phelps	2001-02
*Don Zimmer	2009
Hunter Wood	2017-19

62

Tony Graffanino	1999-2000
Jeff Sparks	1999-2000
*Don Zimmer	2010
Joel Peralta	2011-14
Wilmer Font	2018-19

63

Jim Morris	1999-2000
*Don Zimmer	2011
Diego Castillo	2018-19

64

Andy Cannizaro	2008
*Don Zimmer	2012
Diego Moreno	2017

65

*Don Zimmer	2013
Casey Sadler	2019

66 - RETIRED

*Bobby Ramos	1998, 2006-11
Jace Brewer	2000
*Don Zimmer	2014

67

Ricardo Pinto	2019
---------------	------

68

Jalen Beeks	2018-19
-------------	---------

69

Rob Delaney	2011
-------------	------

70

*Joe Maddon	2006-14
Nick Anderson	2019

71

Steve Cox	1999-2002
Damian Rolls	2000-04
Cole Sulser	2019

72

*Tim Bogar	2008
Yonny Chirinos	2018-19

73

Johnny Davis	2019
--------------	------

74

J.P. Howell	2006-12
-------------	---------

77

*Scott Cursi	1999-2017
--------------	-----------

81

Toby Hall	2000-06
-----------	---------

87

José De León	2017, 2019
--------------	------------

97

Joe Beimel	2005
*Jonathan Erlichman	2019

98

Jae Seo	2006-07
---------	---------

* FIELD STAFF;
** BOTH PLAYER & FIELD STAFF



ALL-TIME TRADES

DATE	TEAM	TRADE
11/11/97	Reds	Acquired OF Mike Kelly for a player to be named (OF Dmitri Young).
11/18/97	Padres	Acquired C John Flaherty for SS Andy Sheets (12th pick in expansion draft) and RHP Brian Boehringer (15th pick in expansion draft).
11/18/97	Braves	Acquired 1B Fred McGriff for cash.
11/18/97	Phillies	Acquired SS Kevin Stocker for OF Bobby Abreu (3rd pick in expansion draft).
3/29/99	Orioles	Acquired OF Danny Clyburn and a player to be named (SS Angel Volquez) for RHP Jason Johnson.
7/21/99	Red Sox	Traded RHP Julio Santana for cash and a player to be named (LHP Will Silverthorn).
7/23/99	Pirates	Acquired OF José Guillén and RHP Jeff Sparks for C Joe Oliver and C Humberto Cota.
7/24/99	Phillies	Acquired RHP Marty Barnett for LHP Scott Aldred.
12/13/99	Rockies	Acquired 3B Vinny Castilla for RHP Rolando Arrojo and INF Aaron Ledesma.
12/13/99	Royals	Acquired INF Damian Rolls for cash.
4/13/00	Astros	Acquired RHP Dwight Gooden for cash.
5/12/00	Cubs	Acquired LHP Mark Guthrie and cash for OF Dave Martinez.
5/27/00	Astros	Acquired INF Russ Johnson for RHP Marc Valdes.
5/31/00	White Sox	Acquired RHP Tanyon Sturtze for INF Tony Graffanino.
7/28/00	Mets	Acquired RHP Paul Wilson and OF Jason Tyner for RHP Rick White and OF Bubba Trammell.
7/28/00	Athletics	Acquired RHP Jesús Colomé and cash for RHP Jim Mecir and LHP Todd Belitz.
7/31/00	Blue Jays	Acquired INF Brent Abernathy for RHP Steve Trachsel and LHP Mark Guthrie.
1/8/01	Athletics, Royals	Oakland sent OF Ben Grieve to Tampa Bay and SS Angel Berroa and C A.J. Hinch to Kansas City. Kansas City sent OF Johnny Damon and INF Mark Ellis to Oakland. Tampa Bay sent RHP Cory Lidle to Oakland and RHP Roberto Hernández to Kansas City.
3/28/01	Dodgers	Acquired RHP Mike Judd for cash.
4/4/01	Mariners	Traded OF Kenny Kelly for cash.
7/25/01	Diamondbacks	Acquired LHP Nick Bierbrodt, OF Jason Conti and cash for RHP Albie Lopez and C Mike DiFelice.
7/27/01	Cubs	Acquired RHP Manny Aybar and a player to be named (SS Jason Smith) for 1B Fred McGriff.
12/13/01	Angels	Acquired LHP Steve Kent for cash.
12/17/01	Angels	Acquired INF Wilmy Caceres for RHP Mickey Callaway.
7/21/02	Mariners	Traded LHP Doug Creek for cash.
10/28/02	Mariners	Received the rights to negotiate with Lou Piniella and acquired SS Antonio Pérez for OF Randy Winn.
12/15/02	Mets	Acquired SS Rey Ordoñez and cash for two players to be named (1B Josh Pressley and INF Russ Johnson).
3/24/03	Brewers	Acquired C Javier Valentín for OF Jason Conti.
7/31/03	Royals	Traded RHP Al Levine for cash.
11/21/03	Cardinals	Acquired 1B Tino Martinez for RHP Evan Rust and 1B John-Paul Davis.
12/14/03	Astros	Acquired INF Geoff Blum for RHP Brandon Backe.
12/14/03	Blue Jays, Rockies	Toronto sent LHP Mark Hendrickson to Tampa Bay and a player to be named (RHP Sandy Nin) to Colorado. Colorado sent RHP Justin Speier to Toronto. Tampa Bay sent RHP Joe Kennedy to Colorado.
4/3/04	Dodgers	Acquired INF/OF Jason Romano for INF Antonio Pérez.
6/28/04	Royals	Traded INF/OF José Bautista for cash.
7/30/04	Mets	Acquired LHP Scott Kazmir and RHP José Díaz for RHP Victor Zambrano and RHP Bartolomé Fortunato.
12/12/04	Blue Jays	Acquired C Kevin Cash for RHP Chad Gaudin.
12/13/04	Diamondbacks	Acquired RHP Angel Garcia (selected by Arizona in the Rule 5 Draft) from Minnesota for cash.
2/6/05	Diamondbacks	Acquired LHP Casey Fossum for OF José Cruz Jr. and cash.
3/31/05	Braves	Acquired INF Nick Green for RHP Jorge Sosa.
12/7/05	Padres	Acquired 3B Sean Burroughs for RHP Dewon Brazelton.



DATE	TEAM	TRADE
12/7/05	Padres	Traded RHP Steve Andrade (selected in the Rule 5 Draft from Toronto) for cash.
12/19/05	Angels	Acquired C Josh Paul for INF Travis Schlichting.
1/14/06	Dodgers	Acquired RHP Edwin Jackson and LHP Chuck Tiffany for RHP Danys Báez, RHP Lance Carter and a player to be named.
4/6/06	Mariners	Acquired RHP Marcos Carvajal for RHP Jose de la Cruz.
4/28/06	Giants	Acquired RHP Tyler Walker for RHP Carlos Hines.
6/20/06	Royals	Acquired LHP J.P. Howell for OF Joey Gathright and INF Fernando Cortez.
6/27/06	Dodgers	Acquired RHP Jae Seo, C Dioner Navarro and a player to be named (OF Justin Ruggiano) for LHP Mark Hendrickson, C Toby Hall and cash.
7/12/06	Astros	Acquired RHP Mitch Talbot and SS Ben Zobrist for INF Aubrey Huff and cash.
7/31/06	Dodgers	Acquired INF Joel Guzmán and OF Sergio Pedroza for SS Julio Lugo.
8/24/06	Padres	Acquired RHP Evan Meek and a player to be named (RHP Dale Thayer) for OF Russell Branyan.
12/7/06	Athletics	Traded OF Ryan Goleski (selected in the Rule 5 Draft from Cleveland) for cash.
1/2/07	Reds	Acquired INF Brendan Harris for cash.
2/13/07	Cubs	Acquired RHP Jae Kuk Ryu for OF Andrew Lopez and RHP Greg Reinhard.
7/27/07	Brewers	Acquired RHP Grant Balfour for RHP Seth McClung.
7/28/07	Astros	Acquired RHP Dan Wheeler for INF Ty Wigginton.
7/28/07	Reds	Acquired RHP Calvin Medlock and LHP Brian Shackelford for INF Jorge Cantú, OF Shaun Cumberland and cash.
11/20/07	Phillies	Traded OF Chris Snelling for cash.
11/28/07	Twins	Acquired RHP Matt Garza, SS Jason Bartlett and RHP Eduardo Morlan for OF Delmon Young, INF Brendan Harris and OF Jason Pridie.
11/28/07	Mets	Traded RHP Brian Stokes for cash.
12/3/07	Nationals	Acquired LHP Glenn Gibson for OF Elijah Dukes.
12/6/07	Cubs	Traded RHP Tim Lahey (selected in the Rule 5 Draft from Minnesota) for cash.
1/17/08	Braves	Acquired INF Willy Aybar and INF Chase Fontaine for LHP Jeff Ridgway.
4/22/08	Brewers	Acquired OF Gabe Gross for RHP Josh Butler.
8/7/08	Orioles	Acquired RHP Chad Bradford for cash.
12/10/08	Tigers	Acquired OF Matt Joyce for RHP Edwin Jackson.
2/9/09	Indians	Acquired INF Isaias Velasquez for RHP Juan Salas.
4/5/09	Rockies	Acquired RHP Aneury Rodriguez for RHP Jason Hammel.
7/2/09	Indians	Acquired RHP John Meloan for RHP Winston Abreu.
8/7/09	Orioles	Acquired C Gregg Zaun for a player to be named (INF Rhyne Hughes).
8/28/09	Angels	Acquired 2B Sean Rodriguez, LHP Alex Torres and 3B Matt Sweeney for LHP Scott Kazmir.
11/3/09	Pirates	Acquired RHP Jesse Chavez for 2B Akinori Iwamura.
12/2/09	Indians	Acquired C Kelly Shoppach for a player to be named (RHP Mitch Talbot).
12/11/09	Braves	Acquired RHP Rafael Soriano for RHP Jesse Chavez.
7/31/10	Diamondbacks	Acquired RHP Chad Qualls for a player to be named (RHP Matt Gorgen).
12/17/10	Padres	Acquired INF Cole Figueroa, RHP Brandon Gomes, LHP Cesar Ramos and RHP Adam Russell for SS Jason Bartlett and cash.
1/8/11	Cubs	Acquired RHP Chris Archer, C Robinson Chirinos, OF Sam Fuld, OF Brandon Guyer and SS Hak-Ju Lee for RHP Matt Garza, OF Fernando Perez and LHP Zachary Rosscup.
11/27/11	Mariners	Acquired RHP Josh Lueke and cash for C John Jaso.
12/12/11	Marlins	Acquired RHP Burke Badenhop for C Jake Jefferies.
1/30/12	Indians	Traded INF Russ Canzler for cash.
5/16/12	Phillies	Acquired OF Rich Thompson for OF Kyle Hudson.
5/21/12	Pirates	Acquired INF Drew Sutton for cash.
7/24/12	Diamondbacks	Acquired INF Ryan Roberts for INF Tyler Bortnick.
8/31/12	Astros	Acquired OF Ben Francisco for a player to be named (LHP Theron Geith).
12/1/12	Brewers	Acquired OF Raul Mondesi Jr. for RHP Burke Badenhop.
12/4/12	Marlins	Acquired SS Yunel Escobar for INF Derek Dietrich.
12/9/12	Royals	Acquired OF Wil Myers, RHP Jake Odorizzi, LHP Mike Montgomery and 3B Patrick Leonard for RHP James Shields, RHP Wade Davis and a player to be named (INF Elliot Johnson).



DATE	TEAM	TRADE
2/14/13	Rockies	Traded SS Reid Brignac for cash.
3/27/13	Angels	Acquired RHP Steve Geltz for RHP Dane De La Rosa.
4/5/13	Athletics	Traded C Stephen Vogt for cash.
4/8/13	Rangers	Traded C Robinson Chirinos for cash.
4/16/13	Rangers	Acquired LHP Jeff Beliveau for cash.
7/29/13	White Sox	Acquired RHP Jesse Crain for two players to be named (LHP Sean Bierman, INF Ben Kline) and cash.
8/23/13	Nationals	Acquired OF David DeJesus for a player to be named (LHP Matthew Spann).
12/3/13	Reds, Diamondbacks	Cincinnati sent C Ryan Hanigan to Tampa Bay. Arizona sent RHP Heath Bell and cash to Tampa Bay and LHP David Holmberg to Cincinnati. Tampa Bay sent RHP Justin Choate and a player to be named (OF Todd Glaesmann) to Arizona.
1/22/14	Padres	Acquired RHP Matt Andriese, RHP Brad Boxberger, INF Logan Forsythe, RHP Matt Lollis and INF Maxx Tissenbaum for RHP Jesse Hahn and LHP Álex Torres.
2/13/14	Nationals	Acquired RHP Nate Karns for C José Lobaton, LHP Felipe Rivero and OF Drew Vettleson.
7/31/14	Tigers, Mariners	Detroit sent LHP Drew Smyly and SS Willy Adames to Tampa Bay and OF Austin Jackson to Seattle. Seattle sent INF Nick Franklin to Tampa Bay. Tampa Bay sent LHP David Price to Detroit.
11/5/14	Angels	Acquired RHP Mark Sappington for LHP Cesar Ramos.
11/14/14	Diamondbacks	Acquired INF Andrew Velazquez and OF Justin Williams for RHP Jeremy Hellickson.
11/20/14	Dodgers	Acquired RHP José Dominguez and RHP Greg Harris for RHP Joel Peralta and LHP Adam Liberatore.
12/9/14	Pirates	Acquired a player to be named (RHP Buddy Borden) for INF/OF Sean Rodriguez.
12/16/14	Angels	Acquired RHP Kevin Jepsen for OF Matt Joyce.
12/19/14	Padres, Nationals	San Diego sent C René Rivera, RHP Burch Smith and 1B/OF Jake Bauers to Tampa Bay and RHP Joe Ross and a player to be named (INF Trea Turner) to Washington. Washington sent OF Steven Souza Jr. and LHP Travis Ott to Tampa Bay. Tampa Bay sent OF Wil Myers, C Ryan Hanigan, LHP Jose Castillo and RHP Gerardo Reyes to San Diego.
1/10/15	Athletics	Acquired C/DH John Jaso, INF Daniel Robertson, OF Boog Powell and cash for INF/OF Ben Zobrist and INF Yunel Escobar.
3/31/15	Mariners	Acquired RHP Erasmo Ramirez for LHP Mike Montgomery.
4/27/15	Dodgers	Acquired LHP Xavier Cedeño for cash.
6/25/15	Angels	Acquired 1B Marc Krauss for RHP Kyle Winkler.
7/28/15	Angels	Acquired RHP Eduar Lopez for OF David DeJesus.
7/31/15	Twins	Acquired RHP Chih-Wei Hu and RHP Alexis Tapia for RHP Kevin Jepsen.
11/5/15	Mariners	Acquired RHP Danny Farquhar, INF Brad Miller and 1B/OF Logan Morrison for RHP Nate Karns, OF Boog Powell and LHP C.J. Riefenhauser.
12/3/15	Astros	Acquired C Hank Conger for cash.
1/28/16	Rockies	Acquired OF Corey Dickerson and 3B Kevin Padlo for LHP Jake McGee and RHP German Márquez.
6/24/16	Twins	Acquired OF Oswaldo Arcia for cash.
8/1/16	Indians	Acquired OF Nathan Lukes and RHP Jhon Salinas for OF Brandon Guyer.
8/1/16	Orioles	Acquired C Jonah Heim for INF Steve Pearce.
8/1/16	Giants	Acquired SS Matt Duffy, RHP Michael Santos and SS Lucius Fox for LHP Matt Moore.
11/2/16	Reds	Acquired LHP John Lamb for cash.
11/18/16	Mariners	Acquired 1B Dalton Kelly, RHP Andrew Kittredge and RHP Dylan Thompson for INF/OF Richie Shaffer and INF/OF Taylor Motter.
1/11/17	Mariners	Acquired OF Mallex Smith, SS Carlos Vargas and LHP Ryan Yarbrough for LHP Drew Smyly.
1/18/17	Tigers	Acquired a player to be named (RHP Drew Smith) for OF Mikie Mahtook.
1/23/17	Dodgers	Acquired RHP José De León for 2B Logan Forsythe.
2/7/17	Nationals	Acquired RHP Jeffery Rosa for LHP Enny Romero.
5/18/17	Indians	Acquired INF Michael Martínez for cash.
6/9/17	Phillies	Acquired INF Taylor Featherston for cash.
6/17/17	Athletics	Acquired INF Trevor Plouffe for cash.
6/26/17	Marlins	Acquired SS Adeiny Hechavarria for RHP Ethan Clark and OF Braxton Lee.
7/22/17	Dodgers	Acquired RHP Sergio Romo for cash.



DATE	TEAM	TRADE
7/27/17	White Sox	Acquired LHP Dan Jennings for 1B Casey Gillaspie.
7/27/17	Mets	Acquired 1B Lucas Duda for RHP Drew Smith.
7/28/17	Mariners	Acquired RHP Steve Cishek and cash for RHP Erasmo Ramirez.
7/31/17	Orioles	Acquired RHP Tobias Myers for INF Tim Beckham.
8/6/17	Mariners	Acquired LHP Anthony Misiewicz, INF/OF Luis Rengifo and a player to be named (INF Osmey Gregorio) for RHP Ryan Garton and C Mike Marjama.
11/30/17	Diamondbacks	Acquired RHP Curtis Taylor for RHP Brad Boxberger.
12/11/17	Athletics	Acquired INF Joey Wendle for a player to be named (C Jonah Heim).
12/12/17	Padres	Acquired INF Ryan Schimpf for INF Deion Tansel.
12/20/17	Giants	Acquired INF Christian Arroyo, LHP Matt Krook, OF Denard Span and RHP Stephen Woods Jr. for 3B Evan Longoria.
2/17/18	Angels	Acquired 1B C.J. Cron for a player to be named (INF Luis Rengifo).
2/17/18	Twins	Acquired RHP Jermaine Palacios for RHP Jake Odorizzi.
2/20/18	Diamondbacks, Yankees	Arizona sent LHP Anthony Banda and two players to be named (RHP Sam McWilliams, LHP Colin Poche) to Tampa Bay and INF Brandon Drury to New York-AL. New York sent INF Nick Solak to Tampa Bay and RHP Taylor Widener to Arizona. Tampa Bay sent OF Steven Souza Jr. to Arizona.
2/22/18	Pirates	Acquired RHP Daniel Hudson and INF Tristan Gray for OF Corey Dickerson.
3/27/18	Indians	Acquired OF Rob Refsnyder for cash.
4/10/18	Diamondbacks	Acquired OF Jeremy Hazelbaker for cash.
5/25/18	Mariners	Acquired RHP Andrew Moore and RHP Tommy Romero for RHP Alex Colomé, OF Denard Span and cash.
5/25/18	Athletics	Acquired RHP Wilmer Font for RHP Peter Bayer.
6/10/18	Brewers	Acquired DH Ji-Man Choi for INF Brad Miller and cash.
7/14/18	Phillies	Acquired LHP Hoby Milner for cash.
7/25/18	Red Sox	Acquired LHP Jalen Beeks for RHP Nathan Eovaldi.
7/25/18	Diamondbacks	Acquired C Michael Perez and RHP Brian Shaffer for RHP Matt Andriese.
7/26/18	Braves	Traded LHP Jonny Venters for an international signing slot.
7/31/18	Cardinals	Acquired OF Tommy Pham and international slot money for LHP Genesis Cabrera, RHP Roel Ramirez and OF Justin Williams.
7/31/18	Phillies	Traded C Wilson Ramos for cash.
7/31/18	Pirates	Acquired RHP Tyler Glasnow, OF Austin Meadows and a player to be named (RHP Shane Baz) for RHP Chris Archer.
8/6/18	Pirates	Acquired RHP Matt Seelinger for SS Adeiny Hechavarria.
11/8/18	Mariners	Acquired OF Guillermo Heredia, LHP Michael Plassmeyer and C Mike Zunino for OF Jake Fraley and OF Mallex Smith.
12/13/18	Indians, Mariners	Cleveland sent INF Yandy Díaz and RHP Cole Sulser to Tampa Bay and DH Edwin Encarnación and a Competitive Balance Round B draft selection to Seattle. Seattle sent 1B Carlos Santana and cash considerations to Cleveland. Tampa Bay sent 1B Jake Bauers to Cleveland and cash considerations to Seattle.
12/21/18	Athletics, Rangers	Oakland sent RHP Emilio Pagan and a Competitive Balance Round A draft selection to Tampa Bay and INF Eli White and cash to Texas. Texas sent INF Jurickson Profar to Oakland and RHP Rolie Lacy to Tampa Bay. Tampa Bay sent LHP Kyle Bird, LHP Brock Burke and RHP Yoel Espinal to Texas.
1/4/19	Blue Jays	Acquired RHP Oliver Drake for cash.
1/8/19	Dodgers	Acquired RHP Caleb Sampen for RHP Jaime Schultz.
3/30/19	Pirates	Acquired RHP Aaron Slegers for cash.
5/6/19	Mets	Acquired a player to be named (RHP Neraldo Catalina) for RHP Wilmer Font.
5/10/19	Dodgers	Acquired C Travis d'Arnaud for cash.
5/16/19	Giants	Acquired C Erik Kratz and cash for a player to be named (RHP Matt Seelinger).
7/3/19	Dodgers	Acquired RHP Nathan Witt for RHP Casey Sadler.
7/3/19	Indians	Traded INF/OF Andrew Velazquez for international bonus pool money.
7/13/19	Rangers	Acquired RHP Pete Fairbanks for INF Nick Solak.
7/28/19	Indians	Acquired OF Ruben Cardenas and international slot money for INF Christian Arroyo and RHP Hunter Wood.
7/28/19	Blue Jays	Acquired INF Eric Sogard for two players to be named (RHP Edinson González, RHP Curtis Taylor).
7/31/19	Brewers	Acquired 1B Jesús Aguilar for RHP Jake Faria.



DATE	TEAM	TRADE
7/31/19	Dodgers	Acquired OF Niko Hulsizer for LHP Adam Kolarek.
7/31/19	Giants	Acquired LHP Jacob Lopez for 1B/OF Joe McCarthy.
7/31/19	Marlins	Acquired RHP Nick Anderson and RHP Trevor Richards for OF Jesús Sánchez and RHP Ryne Stanek.
11/20/19	Reds	Acquired a player to be named and cash considerations for RHP José De León.
11/27/19	Reds	Acquired 1B/OF Brian O'Grady for a player to be named and cash considerations.
12/6/19	Padres	Acquired INF Xavier Edwards, OF Hunter Renfroe and a player to be named for INF/RHP Jake Cronenworth and OF Tommy Pham.
1/9/20	Astros	Acquired RHP Peyton Battenfield and OF Cal Stevenson for RHP Austin Pruitt.
1/9/20	Cardinals	Acquired OF Randy Arozarena, 1B/DH José Martínez and a Competitive Balance Round A draft selection for LHP Matthew Liberatore, C Edgardo Rodríguez and a Competitive Balance Round B draft selection.
2/8/20	Padres	Acquired OF Manuel Margot and C/OF Logan Driscoll for RHP Emilio Pagan.

DID YOU KNOW?

ORGANIZATION 20-GAME HITTING STREAKS

No Rays major leaguer has ever compiled a hitting streak longer than the 19 games by Jason Bartlett, who in 2009 broke the former team record (Quinton McCracken's 18 in 1998). However, 15 minor leaguers have achieved streaks of at least 20 games within a season:

28 Aubrey Huff, Orlando 8/10/99 - 9/7/99	21 Hak-Ju Lee, Montgomery 6/17/12 - 7/11/12
27 Darnell McDonald, Durham 6/23/06 - 7/24/06	20 Mike Brosseau, Durham 5/10/19 - 6/1/19
25 Wander Franco, Princeton 6/23/18 - 7/25/18	20 Juan García, DSL Rays 1 6/27/18 - 8/6/18
24 Francisco Leandro, Visalia 7/12/05 - 8/5/05	20 Joey Gomes, Visalia 7/4/05 - 7/24/05
22 Jake Cronenworth, Charlotte 4/6/17 - 5/1/17	20 Colt Simmons, Charleston 4/13/04 - 5/8/04
22 Matt Diaz, Durham 6/20/04 - 7/11/04	20 Jason Pridie, Princeton 7/3/02 - 7/24/02
22 Joey Gomes, Bakersfield 5/7/03 - 5/29/03	20 Carl Crawford, Charleston 4/18/00 - 5/9/00
22 Marcus McCain, Butte 7/23/96 - 8/14/96	

| TB |



2019 TRANSACTIONS

March

- 9 Optioned INF **Christian Arroyo**, RH **Ian Gibaut**, RH **Brent Honeywell Jr.**, OF **Joe McCarthy** and OF **Jesús Sánchez** to Triple-A Durham; reassigned INF **Lucius Fox**, LH **Matt Krook**, LH **Dalton Moats**, C **David Rodriguez** and RH **Curtis Taylor** to minor league camp.
- 10 Optioned C **Nick Ciuffo**, RH **Jake Faria**, RH **Andrew Moore** and INF/OF **Andrew Velazquez** to Durham; reassigned RH **Tyler Cloyd**, INF **Jake Cronenworth**, RH **Ian Gardeck** and INF/OF **Nick Solak** to minor league camp.
- 16 Optioned RH **Austin Pruitt** to Durham; reassigned C **Anthony Bemboom**, INF **Mike Brosseau**, RH **Mike Franco**, 1B **Nate Lowe**, LH **Ryan Merritt**, LH **Colin Poche**, RH **Ricardo Pinto** and RH **Luis Santos** to minor league camp.
- 20 Signed INF/OF **Brandon Lowe** to a six-year contract extension through 2024, with club options for the 2025 and 2026 seasons.
- 21 Signed LH **Blake Snell** to a five-year contract extension through 2023.
- 22 Reassigned INF/OF **Emilio Bonifacio**, OF **Jason Coats**, RH **Oliver Drake**, C **Mac James**, RH **Andrew Kittredge**, LH **Hoby Milner**, RH **Casey Sadler**, OF **Jake Smolinski**, RH **Cole Sulser** and INF/OF **Kean Wong** to minor league camp.
- 25 Optioned RH **Hunter Wood** to Durham.
- 26 Optioned RH **Emilio Pagán** to Durham.
- 28 Placed LH **Anthony Banda** (recovery from Tommy John surgery) and RH **José De León** (recovery from Tommy John surgery) on the 10-day IL, retroactive to March 27; placed INF **Matt Duffy** (left hamstring tightness) on the 10-day IL, retroactive to March 25.

Opening Day Roster

Pitchers (12)

LH José Alvarado, LH Jalen Beeks, RH Diego Castillo, RH Yonny Chirinos, RH Wilmer Font, RH Tyler Glasnow, LH Adam Kolarek, RH Charlie Morton, RH Chaz Roe, LH Blake Snell, RH Ryne Stanek, LH Ryan Yarbrough

Catchers (2)

Michael Perez, Mike Zunino

Infielders (6)

Willy Adames, Ji-Man Choi, Yandy Díaz, Brandon Lowe, Daniel Robertson, Joey Wendle

Outfielders (5)

Avisaíl García, Guillermo Heredia, Kevin Kiermaier, Austin Meadows, Tommy Pham

10-Day IL (3)

LH Anthony Banda, RH José De León, INF Matt Duffy

- 30 Transferred LH **Anthony Banda** (recovery from Tommy John surgery) to the 60-day IL; acquired RH **Aaron Slegers** from the Pittsburgh Pirates for cash considerations and optioned him to Durham.

April

- 1 Placed INF **Joey Wendle** (left hamstring strain) on the 10-day IL; recalled INF **Christian Arroyo** from Durham.
- 8 Optioned INF **Christian Arroyo** to Durham; recalled RH **Hunter Wood** from Durham.
- 16 Placed LH **Blake Snell** (fractured right fourth toe) on the 10-day IL, retroactive to April 14; recalled RH **Emilio Pagán** from Durham.
- 19 Transferred RH **José De León** (recovery from Tommy John surgery) to the 60-day IL; placed C **Mike Zunino** on the paternity list; optioned RH **Emilio Pagán** to Durham; recalled C **Nick Ciuffo** from Durham; selected RH **Casey Sadler** from Durham.
- 20 Optioned RH **Casey Sadler** to Durham; recalled RH **Jake Faria** from Durham.
- 21 Placed OF **Austin Meadows** (right thumb sprain) on the 10-day IL; optioned RH **Jake Faria** to Durham; placed RH **Hunter Wood** on the paternity list; recalled RH **Emilio Pagán** and INF/OF **Andrew Velazquez** from Durham; reinstated INF **Joey Wendle** (left hamstring strain) from the 10-day IL.
- 22 Optioned C **Nick Ciuffo** to Durham; reinstated C **Mike Zunino** from the paternity list.
- 23 Placed 1B **Ji-Man Choi** on the Restricted List; recalled RH **Austin Pruitt** from Durham.
- 24 Optioned RH **Austin Pruitt** and INF/OF **Andrew Velazquez** to Durham; reinstated LH **Blake Snell** (fractured right fourth toe) from the 10-day IL; reinstated 1B **Ji-Man Choi** from the Restricted List; transferred RH **Hunter Wood** to the Family Medical Emergency List.
- 25 Optioned LH **Ryan Yarbrough** to Durham.



- 26 Placed INF **Joey Wendle** (right wrist fracture) on the 10-day IL; recalled INF **Christian Arroyo** and RH **Austin Pruitt** from Durham.
- 28 Optioned RH **Austin Pruitt** to Durham; reinstated RH **Hunter Wood** from the Family Medical Emergency List.
- 29 Designated RH **Andrew Moore** for assignment; optioned INF **Christian Arroyo** to Durham; recalled 1B **Nate Lowe** from Durham.

May

- 1 Added RH **Austin Pruitt** from Durham per MLB's 26th Man Rule.
- 2 Returned RH **Austin Pruitt** to Durham per MLB's 26th Man Rule; placed RH **Hunter Wood** (right shoulder soreness) on the 10-day IL; recalled RH **Casey Sadler** from Durham.
- 4 Added LH **Ryan Yarbrough** to the taxi squad.
- 5 Optioned RH **Casey Sadler** to Durham, recalled LH **Ryan Yarbrough** from Durham.
- 6 Traded RH **Wilmer Font** to the New York Mets for a player to be named (minor league RH **Neraldo Catalina**); optioned LH **Ryan Yarbrough** to Durham; recalled RH **Casey Sadler** and INF/OF **Andrew Velazquez** from Durham.
- 8 Placed C **Michael Perez** (right oblique strain) on the 10-day IL, retroactive to May 7; optioned RH **Casey Sadler** and 1B **Nate Lowe** to Durham; recalled C **Nick Ciuffo** and RH **Austin Pruitt** from Durham.
- 10 Placed C **Mike Zunino** (left quad strain) on the 10-day IL, retroactive to May 9; optioned INF/OF **Andrew Velazquez** to Durham; reinstated OF **Austin Meadows** (right thumb sprain) from the 10-day IL; recalled RH **Casey Sadler** from Durham; selected C **Anthony Bemboom** from Durham.
- 10 Acquired C **Travis d'Arnaud** from the Los Angeles Dodgers for cash considerations; transferred INF **Matt Duffy** (left hamstring tightness) to the 60-day IL.
- 11 Placed RH **Tyler Glasnow** (right forearm strain) on the 10-day IL; optioned C **Nick Ciuffo** to Durham; added C **Travis d'Arnaud** to the active roster; recalled INF/OF **Andrew Velazquez** from Durham.
- 16 Acquired C **Erik Kratz** and cash considerations from the San Francisco Giants for a player to be named (minor league RH **Matt Seelinger**); designated RH **Aaron Slegers** for assignment.
- 17 Placed C **Anthony Bemboom** (left knee sprain) on the 10-day IL; added C **Erik Kratz** to the active roster.
- 18 Optioned RH **Austin Pruitt** to Durham; reinstated RH **Hunter Wood** (right shoulder soreness) from the 10-day IL.
- 23 Placed INF **Yandy Diaz** (left hand contusion) on the 10-day IL, retroactive to May 20; recalled LH **Ryan Yarbrough** from Durham.
- 26 Optioned RH **Casey Sadler** to Durham; transferred RH **Tyler Glasnow** (right forearm strain) to the 60-day IL; selected RH **Oliver Drake** from Durham.
- 30 Optioned INF/OF **Andrew Velazquez** to Durham; recalled INF **Christian Arroyo** from Durham.
- 31 Designated C **Erik Kratz** for assignment; reinstated C **Mike Zunino** (left quad strain) from the 10-day IL.

June

- 1 Optioned LH **Adam Kolarek** to Durham; recalled 1B **Nate Lowe** from Durham.
- 2 Placed LH **José Alvarado** on the Family Medical Emergency List; optioned 1B **Nate Lowe** to Durham; reinstated INF **Yandy Diaz** (left hand contusion) from the 10-day IL; recalled LH **Adam Kolarek** from Durham.
- 7 Optioned RH **Hunter Wood** to Durham; recalled RH **Casey Sadler** from Durham.
- 8 Added RH **Austin Pruitt** from Durham per MLB's 26th Man Rule.
- 8 Optioned RH **Casey Sadler** to Durham; selected LH **Colin Poche** from Durham.
- 9 Returned RH **Austin Pruitt** to Durham per MLB's 26th Man Rule; transferred LH **José Alvarado** to the Restricted List.
- 10 Reinstated C **Michael Perez** (right oblique strain) from the 10-day IL and optioned him to Durham.
- 13 Placed INF **Christian Arroyo** (right forearm tendinitis) on the 10-day IL; recalled RH **Hunter Wood** from Durham.
- 14 Optioned RH **Hunter Wood** to Durham; reinstated **Joey Wendle** (right wrist fracture) from the 10-day IL.
- 15 Optioned INF **Daniel Robertson** to Durham; recalled RH **Jake Faria** from Durham.
- 18 Optioned RH **Jake Faria** to Durham; selected RH **Andrew Kittredge** from Durham.
- 19 Placed INF **Yandy Diaz** (right hamstring discomfort) on the 10-day IL, retroactive to June 17; recalled INF **Daniel Robertson** from Durham.
- 20 Optioned LH **Adam Kolarek** to Durham; recalled RH **Austin Pruitt** from Durham.
- 22 Placed INF **Daniel Robertson** (right knee inflammation) on the 10-day IL, retroactive to June 21; optioned RH **Austin Pruitt** to Durham; transferred C **Anthony Bemboom** (left knee sprain) to the 60-day IL; recalled LH **Adam Kolarek** from Durham; selected INF **Mike Brosseau** from Durham.
- 23 Placed RH **Diego Castillo** (right shoulder inflammation) on the 10-day IL; recalled RH **Hunter Wood** from Durham.
- 26 Optioned RH **Hunter Wood** to Durham; reinstated INF **Yandy Diaz** (right hamstring discomfort) from the 10-day IL.



- 28 Optioned LH **Jalen Beeks** and INF **Mike Brosseau** to Durham; designated C **Nick Ciuffo** for assignment; reinstated LH **José Alvarado** from the Restricted List; recalled RH **Casey Sadler** from Durham; added LH/DH **Brendan McKay** to the taxi squad.
- 29 Designated RH **Casey Sadler** for assignment; selected LH/DH **Brendan McKay** from Durham.

July

- 2 Optioned LH **Ryan Yarbrough** to Durham; recalled RH **Austin Pruitt** from Durham.
- 3 Placed 1B **Ji-Man Choi** (left ankle strain) on the 10-day IL; recalled INF **Mike Brosseau** from Durham; traded INF/OF **Andrew Velazquez** to the Cleveland Indians for international bonus pool money; reinstated RH **José De León** (recovery from Tommy John surgery) from the 60-day IL and optioned him to Durham.
- 4 Optioned RH **Austin Pruitt** to Durham; placed INF/OF **Brandon Lowe** (right shin bone bruise) on the 10-day IL, retroactive to July 3; recalled 1B **Nate Lowe** and RH **Jake Faria** from Durham.
- 6 Optioned LH/DH **Brendan McKay** to Durham; recalled RH **Ian Gibaut** from Durham.
- 12 Placed LH **José Alvarado** (right oblique strain) on the 10-day IL, retroactive to July 7; placed RH **Chaz Roe** (right flexor strain) on the 10-day IL, retroactive to July 9; reinstated RH **Diego Castillo** (right shoulder inflammation) from the 10-day IL; recalled RH **Hunter Wood** from Durham.
- 13 Optioned RH **Ian Gibaut** to Durham; reinstated 1B **Ji-Man Choi** (left ankle strain) from the 10-day IL; added LH/DH **Brendan McKay** from Durham per MLB's 26th Man Rule.
- 13 Transferred INF **Christian Arroyo** (right forearm tendinitis) to the 60-day IL; acquired RH **Pete Fairbanks** from the Texas Rangers for minor league INF/OF **Nick Solak**.
- 14 Returned LH/DH **Brendan McKay** to Durham per MLB's 26th Man Rule; optioned RH **Jake Faria** to Durham; recalled LH **Ryan Yarbrough** from Durham.
- 15 Reinstated C **Anthony Bemboom** (left knee sprain) from the 60-day IL and designated him for assignment.
- 16 Optioned OF **Guillermo Heredia** to Durham; recalled LH **Jalen Beeks** from Durham.
- 18 Added OF **Guillermo Heredia** from Durham per MLB's 26th Man Rule.
- 19 Returned OF **Guillermo Heredia** to Durham per MLB's 26th Man Rule; optioned RH **Hunter Wood** to Durham; recalled LH/DH **Brendan McKay** from Durham.
- 20 Placed RH **Ryne Stanek** (right hip soreness) on the 10-day IL; optioned LH/DH **Brendan McKay** to Durham; reinstated RH **Chaz Roe** (right flexor strain) from the 10-day IL; recalled RH **Hunter Wood** from Durham.
- 21 Placed CF **Kevin Kiermaier** (left thumb sprain) on the 10-day IL; recalled OF **Guillermo Heredia** from Durham.
- 23 Placed INF **Yandy Díaz** (left foot contusion) on the 10-day IL; designated RH **Ian Gibaut** for assignment; reinstated INF **Matt Duffy** (left hamstring tightness) from the 60-day IL.
- 25 Placed LH **Blake Snell** (loose bodies in left elbow) on the 10-day IL, retroactive to July 22.
- 26 Recalled C **Michael Perez** from Durham.
- 28 Optioned C **Michael Perez** to Durham; recalled RH **Jake Faria** from Durham.
- 28 Acquired minor league OF **Ruben Cardenas** and international slot money from the Cleveland Indians for RH **Hunter Wood** and INF **Christian Arroyo**, acquired INF **Eric Sogard** from the Toronto Blue Jays for two players to be named (RH **Edison González**, RH **Curtis Taylor**).
- 30 Reinstated INF **Daniel Robertson** (right knee inflammation) from the 10-day IL and optioned him to Durham.
- 31 Acquired 1B **Jesús Aguilar** from the Milwaukee Brewers for RH **Jake Faria**; acquired minor league OF **Niko Hulsizer** from the Los Angeles Dodgers for LH **Adam Kolarek**; acquired minor league LH **Jacob Lopez** from the San Francisco Giants for 1B/OF **Joe McCarthy**; acquired RH **Nick Anderson** and RH **Trevor Richards** from the Miami Marlins in exchange for OF **Jesús Sánchez** and RH **Ryne Stanek**; placed INF **Joey Wendle** (right wrist inflammation) on the 10-day IL, retroactive to July 29; reinstated CF **Kevin Kiermaier** (left thumb sprain) from the 10-day IL; recalled RH **José De León** and LH/DH **Brendan McKay** from Durham.

August

- 1 Optioned RH **José De León**, 1B **Nate Lowe** and RH **Trevor Richards** to Durham; added 1B **Jesús Aguilar** and RH **Nick Anderson** to the active roster.
- 5 Placed RH **Yonny Chirinos** (right middle finger inflammation) on the 10-day IL; recalled RH **Austin Pruitt** from Durham.
- 13 Optioned RH **Austin Pruitt** to Durham; reinstated LH **José Alvarado** (right oblique strain) from the 10-day IL.
- 14 Placed OF **Avisail García** (right oblique strain) on the 10-day IL; recalled RH **José De León** from Durham.
- 15 Optioned RH **José De León** to Durham.
- 16 Recalled RH **Pete Fairbanks** from Durham.
- 17 Added RH **Trevor Richards** to the taxi squad.
- 18 Optioned RH **Pete Fairbanks** to Durham; recalled RH **Trevor Richards** from Durham.
- 20 Optioned LH/DH **Brendan McKay** to Durham; selected LH **Hoby Milner** from Durham.
- 21 Optioned LH **Hoby Milner** to Durham; selected RH **Aaron Slegers** from Durham.



- 23 Reinstated LH **Anthony Banda** (recovery from Tommy John surgery) from the 60-day IL and optioned him to Durham; transferred INF **Brandon Lowe** (right shin bone bruise, left quadriceps strain) to the 60-day IL.
- 24 Optioned OF **Guillermo Heredia** and RH **Aaron Slegers** to Durham; reinstated OF **Avisail García** (right oblique strain) from the 10-day IL; recalled RH **Austin Pruitt** from Durham.
- 25 Placed LH **José Alvarado** (left elbow inflammation) on the 10-day IL; reinstated INF **Joey Wendle** (right wrist inflammation) from the 10-day IL.
- 28 Optioned INF **Mike Brosseau** to Durham; recalled **José De León** from Durham.
- 30 Optioned RH **José De León** to Durham; transferred INF **Yandy Díaz** (left foot contusion) to the 60-day IL; selected RH **Ricardo Pinto** from Durham.
- 31 Added RH **Pete Fairbanks**, 1B **Nate Lowe**, LH **Hoby Milner**, C **Michael Perez** and INF **Daniel Robertson** to the taxi squad.

September

- 1 Recalled RH **Pete Fairbanks**, 1B **Nate Lowe**, LH **Hoby Milner**, C **Michael Perez** and INF **Daniel Robertson** from Durham; added RH **Cole Sulser** to the taxi squad.
- 2 Designated RH **Aaron Slegers** for assignment; selected RH **Cole Sulser** from Durham; recalled LH **Anthony Banda** from Durham.
- 3 Recalled OF **Guillermo Heredia** and LH/DH **Brendan McKay** from Durham.
- 5 Transferred LH **José Alvarado** (left elbow inflammation) to the 60-day IL; selected INF/OF **Kean Wong** from Durham.
- 6 Lost RH **Ricardo Pinto** on waivers to the San Francisco Giants.
- 7 Recalled INF **Mike Brosseau** from Durham.
- 8 Reinstated RH **Tyler Glasnow** (right forearm strain) from the 60-day IL.
- 11 Placed LH **Hoby Milner** (cervical nerve injury) on the 60-day IL, selected OF **Johnny Davis** from Durham.
- 13 Added RH **José De León** to the taxi squad.
- 14 Recalled RH **José De León** from Durham.
- 17 Reinstated LH **Blake Snell** (loose bodies in left elbow) from the 10-day IL.
- 21 Reinstated RH **Yonny Chirinos** (right middle finger inflammation) from the 10-day IL.
- 22 Designated INF/OF **Kean Wong** for assignment, reinstated INF/OF **Brandon Lowe** (right shin, left quadriceps) from the 60-day IL.
- 24 Lost INF/OF **Kean Wong** on waivers to the Los Angeles Angels.
- 29 Designated RH **Cole Sulser** for assignment; reinstated INF **Yandy Díaz** (left foot contusion) from the 60-day IL.

Rays on the Injured List

LH **José Alvarado** (30, right oblique strain, 19-11; 30, left elbow inflammation, 19-11), INF **Christian Arroyo** (41, right forearm tendinitis, 19-22), LH **Anthony Banda** (129, recovery from Tommy John surgery, 75-54), C **Anthony Bembom** (54, left knee sprain, 29-25), RH **Diego Castillo** (14, right shoulder inflammation, 8-6), RH **Yonny Chirinos** (40, right middle finger inflammation, 25-15), 1B **Ji-Man Choi** (6, left ankle sprain, 3-3), RH **José De León** (86, recovery from Tommy John surgery, 50-36), INF **Yandy Díaz** (12, left hand contusion, 8-4; 9, right hamstring discomfort, 2-7; 58, left foot contusion, 38-20), INF **Matt Duffy** (103, left hamstring tightness, 57-46), OF **Avisail García** (9, right oblique strain, 5-4), RH **Tyler Glasnow** (107, right forearm strain, 62-45), CF **Kevin Kiermaier** (8, left thumb sprain, 5-3), INF **Brandon Lowe** (68, right shin, left quadriceps, 41-27), OF **Austin Meadows** (15, right thumb sprain, 9-6), LH **Hoby Milner** (16, Cervical nerve injury, 9-7), C **Michael Perez** (30, right oblique strain, 18-12), INF **Daniel Robertson** (33, right knee inflammation, 17-16), RH **Chaz Roe** (9, right flexor strain, 4-5), LH **Blake Snell** (9, fractured right fourth toe, 5-4; 48, loose bodies in left elbow, 31-17), RH **Ryne Stanek** (9, right hip soreness, 5-4), INF **Joey Wendle** (17, left hamstring strain, 11-6; 43, right wrist fracture, 25-18; 23, right wrist inflammation, 16-7), RH **Hunter Wood** (12, right shoulder soreness, 7-5), C **Mike Zunino** (18, left quad strain, 12-6)



2019 DAY-BY-DAY

#	GAME	FINAL	WINNER	LOSER	W-L	POS. GA/GB	ATT.	HOME CUM.
1	3/28 vs. HOU	L, 1-5	Verlander (1-0)	Snell (0-1)	0-1	T-2/-1.0	25,025	25,025
2	3/29 vs. HOU	W, 4-2	Morton (1-0)	Cole (0-1)	1-1	T-2/-0.5	13,059	38,084
3	3/30 vs. HOU	W, 3-1	Glasnow (1-0)	McHugh (0-1)	2-1	T-1/+0.5	16,010	54,094
4	3/31 vs. HOU	W, 3-1	Chirinos (1-0)	Miley (0-1)	3-1	1/+0.5	18,473	72,567
MARCH 3-1 (3-1 Home, 0-0 Road)								
5	4/1 vs. COL	W, 7-1	Yarbrough (1-0)	Bettis (0-1)	4-1	1/+0.5	10,860	83,427
6	4/2 vs. COL	W, 4-0	Snell (1-0)	Freeland (1-1)	5-1	1/+0.5	10,933	94,360
7	4/3 vs. COL	L, 0-1 (11)	Davis (1-0)	Roe (0-1)	5-2	1/+0.5	11,093	105,453
	4/4 - OFF (1)				5-2	1/+1.0		
8	4/5 at SF	W, 5-2	Glasnow (2-0)	Rodríguez (1-1)	6-2	1/+1.5	41,067	
9	4/6 at SF	L, 4-6	Bergen (1-0)	Yarbrough (1-1)	6-3	1/+1.5	31,828	
10	4/7 at SF	W, 3-0	Chirinos (2-0)	Pomeranz (0-1)	7-3	1/+1.5	31,574	
11	4/8 at CWS	W, 5-1	Snell (2-1)	Rodón (1-2)	8-3	1/+2.5	11,734	
12	4/9 at CWS	W, 10-5	Morton (2-0)	Santana (0-1)	9-3	1/+3.5	10,799	
13	4/10 at CWS	W, 9-1	Glasnow (3-0)	López (0-2)	10-3	1/+4.5	11,107	
	4/11 - OFF (2)				10-3	1/+4.5		
14	4/12 at TOR	W, 11-7	Yarbrough (2-1)	Thornton (0-1)	11-3	1/+5.5	17,326	
15	4/13 at TOR	L, 1-3	Pannone (1-2)	Roe (0-2)	11-4	1/+4.5	20,771	
16	4/14 at TOR	W, 8-4	Kolarek (1-0)	Stroman (0-3)	12-4	1/+5.5	20,512	
	4/15 - OFF (3)				12-4	1/+5.5		
17	4/16 vs. BAL	W, 4-2	Glasnow (4-0)	Bundy (0-2)	13-4	1/+5.5	9,842	115,295
18	4/17 vs. BAL	W, 8-1	Chirinos (3-0)	Hess (1-3)	14-4	1/+5.5	9,028	124,323
19	4/18 vs. BAL	L, 5-6 (11)	Means (2-2)	Castillo (0-1)	14-5	1/+5.5	9,081	133,404
20	4/19 vs. BOS	L, 4-6	Workman (1-1)	Castillo (0-2)	14-6	1/+4.5	21,343	154,747
21	4/20 vs. BOS	L, 5-6	Barnes (2-0)	Alvarado (0-1)	14-7	1/+3.5	22,940	177,687
22	4/21 vs. BOS	L, 3-4 (11)	Walden (3-0)	Alvarado (0-2)	14-8	1/+2.5	18,740	196,427
23	4/22 vs. KC	W, 6-3	Font (1-0)	Keller (2-2)	15-8	1/+2.5	9,914	206,341
24	4/23 vs. KC	W, 5-2	Beeks (1-0)	Bailey (2-2)	16-8	1/+2.5	8,298	214,639
25	4/24 vs. KC	L, 2-10	Junis (2-2)	Snell (2-2)	16-9	1/+1.5	9,502	224,141
	4/25 - OFF (4)				16-9	1/+2.0		
	4/26 at BOS - PPD (1) - Rain - Rescheduled for June 8				16-9	1/+1.5		
26	4/27 at BOS	W, 2-1	Morton (3-0)	Price (1-2)	17-9	1/+1.5	34,773	
27	4/28 at BOS	W, 5-2	Glasnow (5-0)	Sale (0-5)	18-9	1/+1.5	33,823	
28	4/29 at KC	W, 8-5	Chirinos (4-0)	Keller (2-3)	19-9	1/+2.0	11,744	
	4/30 at KC - PPD (2) - Rain - Rescheduled for May 1				19-9	1/+2.5		
APRIL 16-8 (6-6 Home, 10-2 Road)								
29	5/1 at KC (1)	L, 2-3	Junis (3-2)	Stanek (0-1)	19-10	1/+2.0	--	
30	5/1 at KC (2)	L, 2-8	Sparkman (1-1)	Snell (2-3)	19-11	1/+2.0	11,411	
31	5/2 at KC	W, 3-1	Kolarek (2-0)	Peralta (2-2)	20-11	1/+2.5	23,343	
32	5/3 at BAL	W, 7-0	Glasnow (6-0)	Straily (1-2)	21-11	1/+2.5	10,034	
33	5/4 at BAL	L, 0-3	Bundy (1-4)	Chirinos (4-1)	21-12	1/+2.5	15,241	
	5/5 at BAL - PPD (3) - Rain - Rescheduled for July 13				21-12	1/+2.0		
34	5/6 vs. ARI	W, 12-1	Snell (3-3)	Kelly (3-3)	22-12	1/+2.0	8,124	232,265
35	5/7 vs. ARI	W, 6-3	Beeks (2-0)	Clarke (0-1)	23-12	1/+2.0	8,059	240,324
36	5/8 vs. ARI	L, 2-3 (13)	Bradley (2-3)	Kolarek (2-1)	23-13	1/+2.0	8,663	248,987
	5/9 - OFF (5)				23-13	1/+1.5		
37	5/10 vs. NYY	L, 3-4	Germán (7-1)	Glasnow (6-1)	23-14	1/+0.5	20,846	269,833
38	5/11 vs. NYY	W, 7-2	Chirinos (5-1)	Holder (2-1)	24-14	1/+1.5	25,025	294,858
39	5/12 vs. NYY	L, 1-7	Tanaka (3-3)	Snell (3-4)	24-15	1/+0.5	25,025	319,883
	5/13 - OFF (6)				24-15	1/+0.5		
40	5/14 at MIA	W, 4-0	Morton (4-0)	Smith (3-1)	25-15	1/+1.0	6,306	
41	5/15 at MIA	W, 1-0	Beeks (3-0)	Ureña (1-6)	26-15	1/+0.5	5,947	



#	GAME	FINAL	WINNER	LOSER	W-L	POS. GA/GB	ATT.	HOME CUM.
	5/16 - OFF (7)				26-15	1/+0.5		
42	5/17 at NYY	L, 3-4	Holder (3-1)	Alvarado (0-3)	26-16	2/-0.5	41,281	
43	5/18 at NYY	W, 2-1 (11)	Wood (1-0)	Cessa (0-1)	27-16	1/+0.5	43,079	
44	5/19 at NYY	L, 5-13	Ottavino (2-1)	Castillo (0-3)	27-17	2/-0.5	43,032	
	5/20 - OFF (8)				27-17	2/-1.0		
45	5/21 vs. LAD	L, 3-7	Kershaw (4-0)	Wood (0-1)	27-18	2/-2.0	15,862	335,745
46	5/22 vs. LAD	W, 8-1	Pagán (1-0)	Floro (1-1)	28-18	2/-2.0	12,826	348,571
47	5/23 at CLE	W, 7-2	Yarbrough (3-1)	Plutko (1-1)	29-18	2/-2.0	18,884	
48	5/24 at CLE	L, 1-3	Cole (2-1)	Alvarado (0-4)	29-19	2/-2.5	24,084	
49	5/25 at CLE	W, 6-2	Morton (5-0)	Carrasco (4-5)	30-19	2/-3.0	25,882	
50	5/26 at CLE	W, 6-3	Beeks (4-0)	Bauer (4-4)	31-19	2/-2.0	20,288	
51	5/27 vs. TOR	W, 8-3	Chirinos (6-1)	Sanchez (3-5)	32-19	2/-2.0	15,883	364,454
52	5/28 vs. TOR	W, 3-1	Yarbrough (4-1)	Richard (0-1)	33-19	2/-1.0	5,786	370,240
53	5/29 vs. TOR	W, 4-3 (11)	Castillo (1-3)	Shafer (0-1)	34-19	2/-1.0	6,166	376,406
54	5/30 vs. MIN	W, 14-3	Morton (6-0)	Pérez (7-2)	35-19	2/-0.5	8,076	384,482
55	5/31 vs. MIN	L, 3-5	Rogers (2-1)	Castillo (1-4)	35-20	2/-1.5	14,375	398,857
MAY 16-11 (8-5 Home, 8-6 Road)								
56	6/1 vs. MIN	L, 2-6	Gibson (6-2)	Chirinos (6-2)	35-21	2/-2.5	14,381	413,238
57	6/2 vs. MIN	L, 7-9	Odorizzi (8-2)	Yarbrough (4-2)	35-22	2/-2.5	14,616	427,854
	6/3 - OFF (9)				35-22	2/-2.5		
58	6/4 at DET	L, 6-9	Carpenter (1-2)	Snell (3-5)	35-23	2/-2.5	15,420	
59	6/5 at DET	W, 4-0	Morton (7-0)	Turnbull (3-5)	36-23	2/-1.5	14,272	
60	6/6 at DET	W, 6-1	Beeks (5-0)	Norris (2-5)	37-23	2/-1.5	21,442	
61	6/7 at BOS	W, 5-1	Chirinos (7-2)	Porcello (4-6)	38-23	2/-0.5	36,803	
62	6/8 at BOS (1)	W, 9-2	Yarbrough (5-2)	Smith (0-2)	39-23	T-1/+7.0	35,564	
63	6/8 at BOS (2)	L, 1-5	Price (4-2)	Poche (0-1)	39-24	T-1/+6.0	37,048	
64	6/9 at BOS	W, 6-1	Snell (4-5)	Rodriguez (6-4)	40-24	T-1/+7.0	34,643	
65	6/10 vs. OAK	W, 6-2	Morton (8-0)	Anderson (0-1)	41-24	1/+0.5	16,091	443,945
66	6/11 vs. OAK	L, 3-4	Fiers (6-3)	Pagán (1-1)	41-25	T-1/+8.0	11,132	455,077
67	6/12 vs. OAK	L, 2-6	Hendriks (3-0)	Kolarek (2-2)	41-26	2/-0.5	17,946	473,023
68	6/13 vs. LAA	L, 3-5	Skaggs (5-6)	Yarbrough (5-3)	41-27	2/-0.5	15,291	488,314
69	6/14 vs. LAA	W, 9-4	Pagán (2-1)	Buttrey (4-3)	42-27	1/+0.5	21,598	509,912
70	6/15 vs. LAA	L, 3-5	Suarez (2-1)	Morton (8-1)	42-28	2/-0.5	22,320	532,232
71	6/16 vs. LAA	W, 6-5	Poche (1-1)	Canning (2-3)	43-28	2/-0.5	20,508	552,740
72	6/17 at NYY	L, 0-3	Tanaka (5-5)	Chirinos (7-3)	43-29	2/-1.5	39,042	
73	6/18 at NYY	L, 3-6	Happ (7-3)	Roe (0-3)	43-30	2/-2.5	40,479	
74	6/19 at NYY	L, 1-12	Sabathia (4-4)	Snell (4-6)	43-31	2/-3.5	41,144	
75	6/20 at OAK	L, 4-5	Trivino (3-5)	Castillo (1-5)	43-32	2/-4.5	12,351	
76	6/21 at OAK	W, 5-3	Pruitt (1-0)	Anderson (0-2)	44-32	2/-4.5	16,126	
77	6/22 at OAK	L, 2-4	Petit (2-1)	Castillo (1-6)	44-33	2/-5.5	26,623	
78	6/23 at OAK	W, 8-2	Yarbrough (6-3)	Anderson (7-5)	45-33	2/-4.5	17,006	
	6/24 - OFF (10)				45-33	2/-5.0		
79	6/25 at MIN	L, 4-9	Gibson (8-4)	Snell (4-7)	45-34	2/-6.0	31,963	
80	6/26 at MIN	L, 4-6	May (3-1)	Morton (8-2)	45-35	2/-7.0	31,650	
81	6/27 at MIN	W, 5-2 (18)	Yarbrough (7-3)	Harper (3-1)	46-35	2/-6.5	31,317	
82	6/28 vs. TEX	L, 0-5	Lynn (10-4)	Chirinos (7-4)	46-36	2/-7.0	13,955	566,695
83	6/29 vs. TEX	W, 5-2	McKay (1-0)	Sampson (6-5)	47-36	2/-7.0	16,655	583,350
84	6/30 vs. TEX	W, 6-2	Snell (5-7)	Chavez (3-3)	48-36	2/-7.0	11,234	594,584
JUNE 13-16 (5-7 Home, 8-9 Road)								
85	7/1 vs. BAL	W, 6-3	Kolarek (3-2)	Kline (1-4)	49-36	2/-6.5	20,441	615,025
86	7/2 vs. BAL	W, 6-3	Morton (9-2)	Wojciechowski (0-1)	50-36	2/-5.5	20,925	635,950
87	7/3 vs. BAL	L, 6-9	Givens (1-4)	Alvarado (0-5)	50-37	2/-6.5	21,545	657,495
88	7/4 vs. NYY	L, 4-8 (10)	Chapman (2-1)	Drake (0-1)	50-38	2/-7.5	21,974	679,469
89	7/5 vs. NYY	L, 4-8 (11)	Hale (2-0)	Stanek (0-2)	50-39	2/-8.5	22,182	701,651



#	GAME	FINAL	WINNER	LOSER	W-L	POS. GA/GB	ATT.	HOME CUM.
90	7/6 vs. NYY	W, 4-3	Poche (2-1)	Green (2-3)	51-39	2/-7.5	21,477	723,128
91	7/7 vs. NYY	W, 3-1	Morton (10-2)	Paxton (5-4)	52-39	2/-6.5	20,091	743,219
7/8-11 - ALL-STAR BREAK								
92	7/12 at BAL	W, 16-4	Chirinos (8-4)	Bundy (4-11)	53-39	2/-6.5	22,422	
93	7/13 at BAL (1)	L, 1-2	Bleier (1-0)	Poche (2-2)	53-40	2/-7.0	22,596	
94	7/13 at BAL (2)	W, 12-4	Morton (11-2)	Means (7-6)	54-40	2/-6.0	24,810	
95	7/14 at BAL	W, 4-1	Yarbrough (8-3)	Eshelman (0-1)	55-40	2/-6.0	14,082	
96	7/15 at NYY	W, 5-4	Kittredge (1-0)	Chapman (2-2)	56-40	2/-5.0	43,173	
97	7/16 at NYY	L, 3-8	Hale (3-0)	Poche (2-3)	56-41	2/-6.0	40,401	
7/17 at NYY - PPD (4) - Rain - Rescheduled for July 18					56-41	2/-6.0		
98	7/18 at NYY (1)	L, 2-6	Germán (12-2)	Chirinos (8-5)	56-42	2/-7.0	--	
99	7/18 at NYY (2)	L, 1-5	Cessa (1-1)	Morton (11-3)	56-43	2/-8.0	40,504	
100	7/19 vs. CWS	L, 2-9	López (5-8)	McKay (1-1)	56-44	2/-9.0	16,971	760,190
101	7/20 vs. CWS	L, 1-2 (11)	Fry (2-4)	Kolarek (3-3)	56-45	2/-10.0	16,338	776,528
102	7/21 vs. CWS	W, 4-2	Snell (6-7)	Cease (1-2)	57-45	2/-9.0	14,987	791,515
103	7/22 vs. BOS	L, 4-9	Rodriguez (12-4)	Beeks (5-1)	57-46	2/-9.0	10,966	802,481
104	7/23 vs. BOS	L, 4-5	Sale (5-9)	Poche (2-4)	57-47	T-2/-10.0	15,876	818,357
105	7/24 vs. BOS	W, 3-2	Morton (12-3)	Price (7-4)	58-47	2/-10.0	24,161	842,518
7/25 - OFF (11)					58-47	2/-9.5		
106	7/26 at TOR	W, 3-1	Yarbrough (9-3)	Waguespack (1-1)	59-47	2/-8.5	22,767	
107	7/27 at TOR	L, 9-10 (12)	Hudson (6-2)	Pagán (2-2)	59-48	3/-8.5	28,204	
108	7/28 at TOR	W, 10-9	Roe (1-3)	Hudson (6-3)	60-48	2/-8.5	24,542	
7/29 - OFF (12)					60-48	2/-8.5		
109	7/30 at BOS	W, 6-5	Kolarek (4-3)	Taylor (0-1)	61-48	2/-7.5	36,412	
110	7/31 at BOS	W, 8-5	Yarbrough (10-3)	Porcello (9-8)	62-48	2/-7.5	33,046	
JULY 14-12 (6-7 Home, 8-5 Road)								
111	8/1 at BOS	W, 9-4	McKay (2-1)	Cashner (10-6)	63-48	2/-7.0	37,225	
8/2 - OFF (13)					63-48	2/-7.5		
112	8/3 vs. MIA	W, 8-6	Anderson (3-4)	García (2-1)	64-48	2/-8.0	14,092	856,610
113	8/4 vs. MIA	W, 7-2	Chirinos (9-5)	Smith (7-5)	65-48	2/-8.0	14,819	871,429
114	8/5 vs. TOR	L, 0-2	Waguespack (3-1)	Morton (12-4)	65-49	2/-9.0	11,948	883,377
115	8/6 vs. TOR	W, 7-6 (10)	Castillo (2-6)	Boshers (0-2)	66-49	2/-9.0	9,434	892,811
116	8/7 vs. TOR	L, 3-4	Stewart (1-0)	McKay (2-2)	66-50	2/-10.0	10,299	903,110
8/8 - OFF (14)					66-50	2/-10.5		
117	8/9 at SEA	W, 5-3	Drake (1-1)	Bass (1-4)	67-50	2/-9.5	26,774	
118	8/10 at SEA	W, 5-4	Morton (13-4)	Milone (1-7)	68-50	2/-8.5	33,895	
119	8/11 at SEA	W, 1-0	Yarbrough (11-3)	LeBlanc (6-6)	69-50	2/-8.5	24,219	
120	8/12 at SD	W, 10-4	Pruitt (2-0)	Lucchesi (7-7)	70-50	2/-9.0	21,301	
121	8/13 at SD	W, 7-5	Anderson (4-4)	Baez (0-1)	71-50	2/-9.0	25,261	
122	8/14 at SD	L, 2-7	Quantrill (6-3)	Beeks (5-2)	71-51	2/-10.0	22,886	
8/15 - OFF (15)					71-51	2/-9.5		
123	8/16 vs. DET	L, 0-2	VerHagen (3-2)	Morton (13-5)	71-52	2/-10.5	13,717	916,827
124	8/17 vs. DET	W, 1-0 (13)	Poche (3-4)	Hall (0-1)	72-52	2/-10.5	17,228	934,055
125	8/18 vs. DET	W, 5-4	Alvarado (1-5)	Jiménez (3-7)	73-52	2/-9.5	16,634	950,689
126	8/19 vs. SEA	L, 3-9	Gonzales (13-10)	McKay (2-3)	73-53	2/-10.0	9,152	959,841
127	8/20 vs. SEA	L, 4-7	Milone (3-7)	Beeks (5-3)	73-54	2/-10.0	7,455	967,296
128	8/21 vs. SEA	W, 7-6	Pagán (3-2)	Magill (3-1)	74-54	2/-9.0	7,827	975,123
129	8/22 at BAL	W, 5-2	Drake (2-1)	Castro (1-2)	75-54	2/-8.0	8,153	
130	8/23 at BAL	W, 7-1	Richards (4-12)	Blach (0-2)	76-54	2/-8.0	14,762	
131	8/24 at BAL	L, 1-7	Means (9-9)	Alvarado (1-6)	76-55	2/-8.0	11,409	
132	8/25 at BAL	L, 3-8	Bundy (6-13)	Castillo (2-7)	76-56	2/-9.0	13,287	
8/26 - OFF (16)					76-56	2/-9.5		
133	8/27 at HOU	L, 1-15	Verlander (16-5)	Morton (13-6)	76-57	2/-10.5	28,454	
134	8/28 at HOU	L, 6-8	Harris (4-1)	Castillo (2-8)	76-58	2/-11.5	25,539	



#	GAME	FINAL	WINNER	LOSER	W-L	POS. GA/GB	ATT.	HOME CUM.
135	8/29 at HOU	W, 9-8	De León (1-0)	Devenski (2-3)	77-58	2/-11.0	33,051	
136	8/30 vs. CLE	W, 4-0	Drake (3-1)	Bieber (12-7)	78-58	2/-10.0	15,294	990,417
137	8/31 vs. CLE	W, 9-6	Beeks (6-3)	Plesac (7-5)	79-58	2/-10.0	13,327	1,003,744
AUGUST 17-10 (8-5 Home, 9-5 Road)								
138	9/1 vs. CLE	W, 8-2	Morton (14-6)	Plutko (6-4)	80-58	2/-10.0	14,922	1,018,666
139	9/2 vs. BAL	W, 5-4 (10)	Poche (4-4)	Tate (0-1)	81-58	2/-9.0	10,566	1,029,232
140	9/3 vs. BAL (1)	L, 2-4	Blach (1-2)	Drake (3-2)	81-59	2/-9.5	--	
141	9/3 vs. BAL (2)	W, 2-0	Castillo (3-8)	Ynoa (1-8)	82-59	2/-9.5	6,844	1,036,076
9/4 vs. BAL - Rescheduled for September 3 (Threat of Hurricane Dorian)					82-59	2/-10.0		
142	9/5 vs. TOR	W, 6-4	Drake (4-2)	Boshers (0-3)	83-59	2/-9.5	5,962	1,042,038
143	9/6 vs. TOR	W, 5-0	Fairbanks (1-2)	Buchholz (1-4)	84-59	2/-8.5	10,853	1,052,891
144	9/7 vs. TOR	W, 5-3	Anderson (5-4)	Romano (0-2)	85-59	2/-8.5	12,663	1,065,554
145	9/8 vs. TOR	W, 8-3	Richards (5-12)	Waguespack (4-4)	86-59	2/-8.5	14,071	1,079,625
9/9 - OFF (17)					86-59	2/-9.0		
146	9/10 at TEX	W, 5-3 (11)	Pagán (4-2)	Clase (2-3)	87-59	2/-8.0	18,467	
147	9/11 at TEX	L, 9-10	Gibaut (1-0)	Poche (4-5)	87-60	2/-8.5	19,746	
148	9/12 at TEX	L, 4-6	Farrell (1-0)	McKay (2-4)	87-61	2/-10.0	18,222	
149	9/13 at LAA	W, 11-4	Morton (15-6)	Heaney (4-5)	88-61	2/-9.0	39,914	
150	9/14 at LAA	W, 3-1	Richards (6-12)	Barria (4-9)	89-61	2/-9.0	39,056	
151	9/15 at LAA	L, 4-6	Ramírez (5-3)	Yarbrough (11-4)	89-62	2/-9.0	36,709	
9/16 - OFF (18)					89-62	2/-9.0		
152	9/17 at LAD	L, 5-7	Maeda (10-8)	Fairbanks (1-3)	89-63	2/-10.0	48,663	
153	9/18 at LAD	W, 8-7 (11)	Poche (5-5)	Sborz (0-1)	90-63	2/-9.0	48,253	
9/19 - OFF (19)					90-63	2/-9.5		
154	9/20 vs. BOS	W, 5-4 (11)	Castillo (4-8)	Kelley (0-3)	91-63	2/-8.5	17,117	1,096,742
155	9/21 vs. BOS	W, 5-4 (11)	Castillo (5-8)	Smith (0-3)	92-63	2/-8.5	18,179	1,114,921
156	9/22 vs. BOS	L, 4-7	Evoldi (2-0)	Yarbrough (11-5)	92-64	2/-9.5	17,946	1,132,867
157	9/23 vs. BOS	W, 7-4	Pruitt (3-0)	Poyner (0-1)	93-64	2/-9.0	8,779	1,141,646
158	9/24 vs. NYY	W, 2-1 (12)	Fairbanks (2-3)	Gearrin (1-3)	94-64	2/-8.0	16,699	1,158,345
159	9/25 vs. NYY	W, 4-0	Morton (16-6)	Loaisiga (2-2)	95-64	2/-7.0	20,390	1,178,735
9/26 - OFF (20)					2/-7.0			
160	9/27 at TOR	W, 6-2	Drake (5-2)	Zeuch (1-2)	96-64	2/-7.0	16,348	
161	9/28 at TOR	L, 1-4	Thornton (6-9)	Yarbrough (11-6)	96-65	2/-7.0	20,293	
162	9/29 at TOR	L, 3-8	Buchholz (2-5)	Snell (6-8)	96-66	2/-7.0	25,738	
SEPTEMBER 17-8 (12-2 Home, 5-6 Road)								

DID YOU KNOW?

HOME RUN BALLS AUTOGRAPHED

Once again, any fan retrieving a Rays home run ball at Tropicana Field during the regular season can get it autographed by the player who hit it before leaving the ballpark. No other major league team boasts that feature.



YEARLY COMPARISON

TEAM BATTING YEAR-BY-YEAR COMPARISON

YEAR	AVG	AB	R	H	2B	3B	HR	SB	OBP	SLG
1998	.261	5555	620	1450	267	43	111	120	.321	.385
1999	.274	5586	772	1531	272	29	145	73	.343	.411
2000	.257	5505	733	1414	253	22	162	90	.329	.399
2001	.258	5524	672	1426	311	21	121	115	.320	.388
2002	.253	5604	673	1418	297	35	133	102	.314	.390
2003	.265	5654	715	1501	298	38	137	142	.320	.404
2004	.258	5483	714	1416	278	46	145	132	.320	.405
2005	.274	5552	750	1519	289	40	157	151	.329	.425
2006	.255	5474	689	1395	267	33	190	134	.314	.420
2007	.268	5593	782	1500	291	36	187	131	.336	.433
2008	.260	5541	774	1443	284	37	180	142	.340	.422
2009	.263	5462	803	1434	297	36	199	194	.343	.439
2010	.247	5439	802	1343	295	37	160	172	.333	.403
2011	.244	5436	707	1324	273	37	172	155	.322	.402
2012	.240	5398	697	1293	250	30	175	134	.317	.394
2013	.257	5538	700	1421	296	23	165	73	.329	.408
2014	.247	5516	612	1361	263	24	117	63	.317	.367
2015	.252	5485	644	1383	278	32	167	87	.314	.406
2016	.243	5481	672	1333	288	32	216	60	.307	.426
2017	.256	5478	694	1340	226	32	228	88	.317	.422
2018	.258	5475	716	1415	274	43	150	128	.333	.406
2019	.254	5628	769	1427	291	29	217	94	.325	.431

TEAM PITCHING YEAR-BY-YEAR COMPARISON

YEAR	ERA	IP	H	R	HR	AVG	BB	SO
1998	4.35	1443.0	1425	751	171	.261	643	1008
1999	5.06	1433.0	1606	913	172	.286	695	1055
2000	4.86	1431.1	1553	842	198	.278	533	955
2001	4.94	1423.2	1513	887	207	.273	569	1030
2002	5.29	1440.1	1567	918	215	.279	620	925
2003	4.93	1436.2	1454	852	196	.264	639	877
2004	4.81	1417.0	1459	842	192	.265	580	923
2005	5.39	1421.2	1570	936	194	.280	615	949
2006	4.96	1420.1	1600	856	180	.286	606	979
2007	5.53	1429.2	1649	944	199	.290	568	1194
2008	3.82	1457.2	1349	671	166	.246	526	1143
2009	4.33	1427.1	1421	754	183	.257	515	1125
2010	3.78	1453.2	1347	649	175	.244	478	1189
2011	3.58	1449.0	1263	614	161	.234	504	1143
2012	3.19	1459.2	1233	577	139	.228	469	1383
2013	3.74	1464.0	1315	646	153	.240	482	1310
2014	3.56	1463.2	1292	625	145	.234	482	1437
2015	3.74	1453.1	1314	642	175	.240	477	1355
2016	4.20	1426.1	1395	713	210	.255	491	1357
2017	3.97	1445.0	1324	704	193	.242	503	1352
2018	3.74	1448.1	1236	646	164	.230	501	1421
2019	3.65	1474.1	1274	656	181	.230	453	1621



RAYS TEAM FIELDING

YEAR	PCT.	G	PO	A	E	TC	DP	TP	PB
1998	.985	162	4329	1765	94	6188	178	0	19
1999	.978	162	4299	1776	135	6210	198	0	12
2000	.981	161	4294	1814	118	6226	169	0	14
2001	.977	162	4271	1533	139	5943	144	0	8
2002	.979	161	4321	1567	126	6014	168	1	13
2003	.983	162	4310	1581	103	5994	158	0	9
2004	.980	161	4251	1530	119	5900	139	0	8
2005	.979	162	4265	1446	124	5835	139	0	13
2006	.981	162	4261	1596	116	5973	156	1	8
2007	.980	162	4289	1548	117	5954	155	0	14
2008	.985	162	4373	1495	90	5958	153	0	10
2009	.983	162	4282	1511	98	5891	135	0	7
2010	.986	162	4361	1499	85	5945	134	0	9
2011	.988	162	4347	1519	73	5939	138	1	5
2012	.981	162	4379	1641	114	6134	155	0	6
2013	.990	163	4392	1593	59	6044	147	0	10
2014	.985	162	4391	1309	88	5788	96	0	9
2015	.984	162	4360	1408	95	5863	118	0	8
2016	.984	162	4279	1410	94	5783	129	0	13
2017	.983	162	4335	1433	100	5868	129	0	15
2018	.986	162	4345	1483	85	5913	136	0	17
2019	.985	162	4423	1414	87	5924	129	0	16

SEASON STANDINGS

YEAR	W	L	POS	PCT.	GB/GA
1998	63	99	5th	.414	51.0
1999	69	93	5th	.426	29.0
2000	69	92	5th	.429	18.0
2001	62	100	5th	.383	34.0
2002	55	106	5th	.342	48.0
2003	63	99	5th	.389	38.0
2004	70	91	4th	.435	30.5
2005	67	94	5th	.416	28.0
2006	61	101	5th	.377	36.0
2007	66	96	5th	.407	30.0
2008	97	65	1st	.599	2.0
2009	84	78	3rd	.519	19.0
2010	96	66	1st	.593	1.0
2011	91	71	2nd*	.562	6.0
2012	90	72	3rd	.556	5.0
2013	92	71	2nd*	.564	5.5
2014	77	85	4th	.475	19.0
2015	80	82	4th	.494	13.0
2016	68	94	5th	.420	25.0
2017	80	82	3rd	.494	13.0
2018	90	72	3rd	.556	18.0
2019	96	66	2nd*	.593	7.0

* A.L. WILD CARD

INTERLEAGUE RECORD

YEAR	W	L	PCT.
1998	5	11	.333
1999	4	14	.222
2000	9	9	.500
2001	10	8	.556
2002	7	11	.389
2003	3	15	.167
2004	15	3	.833
2005	3	15	.167
2006	11	7	.611
2007	7	11	.389
2008	12	6	.667
2009	13	5	.722
2010	7	11	.389
2011	12	6	.667
2012	9	9	.500
2013	12	8	.600
2014	10	10	.500
2015	14	6	.700
2016	10	10	.500
2017	11	9	.550
2018	7	13	.350
2019	14	6	.700



SEASON SUMMARIES 2019-1998

2019 / 96-66, .593, 2nd, -7.0, Wild Card

The Rays advanced to the postseason for the fifth time in club history, third as a Wild Card...they won the AL Wild Card Game in Oakland before falling to the Astros in a decisive Game 5 in the ALDS...they recorded their seventh 90-win season in 12 years as the Rays, and their 96 wins fell one shy of the club record (2008)...the Rays used 57 players and 33 pitchers, both setting single-season club records...they led the AL with a 3.65 ERA, becoming the first team in major league history to lead their league in ERA while using at least 33 pitchers...the Rays bullpen led the majors with a 3.66 ERA...the Rays went 48-33 on the road, a team record for road wins in a season...the Rays ended the regular season with a club-record 39 players on their active roster.

2018 / 90-72, .556, 3rd, -18.0

The Rays finished with 90 wins, their most since 2013 (92) and tops in the majors among teams missing the postseason...the Rays became the first team in AL history to start 3-12 or worse and finish at least 10 games over .500...they set single-season club records by using 17 starting pitchers and 23 rookies...according to Stats LLC, the Rays were the first team in major league history to use at least 23 rookies and finish at least 18 games over .500...Blake Snell captured the AL Cy Young Award...while popularizing the "opener" concept, the Rays bullpen combined for 824.1 IP, shattering the major league record by 167.1 IP, ahead of the 2012 Rockies (657 IP)...the club's avg. increased by 13 points and on-base pct. increased by 16 points over 2017, both the largest improvements in the majors.

2017 / 80-82, .494, 3rd, -13.0

The Rays finished with a 12-win improvement over 2016, matching the 2nd-largest increase in club history...they used a then-club-record 53 players, as 23 players served 27 stints on the injured list and three times a club-record-tying 13 players were on the injured list...they hit a club-record 228 HR but ranked 25th in the majors and 14th in the AL with 694 runs...48 pct. of their runs scored via the home run, the highest rate in club history...the win in the regular season finale was the 1,500th win in franchise history.

2016 / 68-94, .420, 5th, -25.0

The Rays finished with their fewest wins since 2007, due in part to a 3-24 stretch between June 16-July 16, the worst 27-game stretch by any AL

club in a season since the Tigers began the 2003 season at 3-25...the offense had a then-club-record 536 XBH and then-club-record 216 HR but scored only 672 runs, joining the 2016 Mets (218 HR, 671 runs) as the first two teams in major league history to hit at least 200 HR and score fewer than 700 runs...they went 13-27 (.325) in 1-run games, the worst mark in franchise history.

2015 / 80-82, .494, 4th, -13.0

The Rays finished 6 games out of a postseason berth despite making 145 roster moves during the season...21 players spent a total of 26 stints on the injured list...rookie manager Kevin Cash was forced to use a then-club-record 18 rookies...the Rays went a major-league-worst 2-13 (.133) in extra innings...Rays starters led the AL with a 3.63 ERA, the third time in five years they did so.

2014 / 77-85, .475, 4th, -19.0

The Rays went 41-40 on the road, their fifth straight season of playing .500 or better in road games...they were 24-42 after 66 games, but went 53-43 the rest of the way...this included a 37-19 stretch to climb to 61-61 on Aug 15, becoming the fourth team in major league history—second Rays team—to reach .500 after being 18 games below...Rays pitchers recorded 22 shutouts, the most by an AL team since the 1972 Athletics (23), one year before the DH rule was instituted...Rays starters posted a 3.48 ERA, best mark by a sub-500 team since the 1983 Rangers.

2013 / 92-71, .564, 2nd, -5.5, Wild Card

The Rays reached the postseason in their 163rd game, winning a tiebreaker at Texas, the 14th team in major league history to reach in that fashion...they won the AL Wild Card Game in Cleveland before falling to the Red Sox in 4 games in the ALDS...it was their fourth postseason trip in six years (since 2008)...with only 59 errors, the Rays and Orioles (54) both broke the all-time mark for fewest errors in a season...the Rays committed 55 fewer errors than in 2012 (114), the biggest drop by any team since the 1964 Washington Senators (55)...Rays pitchers posted the lowest opp avg. (.240) in the AL for the fourth straight season, the first AL staff to do so since the 1982-85 Tigers.

2012 / 90-72, .556, 3rd, -5.0

The Rays won their 90th game on the final day, giving them three straight seasons of 90 wins or more...despite being the youngest among the three



major sports franchises in Tampa Bay, the Rays became the first to record five straight winning seasons...the 577 runs allowed were fewest by an AL team since the 1990 Athletics (570)...the Rays led the majors with a 3.19 ERA, .228 opp avg. and 1,383 SO, joining the 1999 Red Sox as the only teams in the last 30 years to lead the AL in all three categories...their .228 opp avg. was the lowest by an AL team in the DH era (since 1973)...David Price won the club's first AL Cy Young Award.

2011 / 91-71, .562, 2nd, -6.0, Wild Card

The Rays advanced to the postseason for the third time in four seasons, first time as the AL Wild Card winner...they were 9 GB of playoff contention through Sep 3 and came back to clinch a postseason berth on the final day of the season...the 9-game deficit is the largest any team has overcome in September to advance to the postseason...the Rays became the third major league team (first AL team) to advance to the postseason after starting the season 0-6 and just the second team to advance to the postseason after starting 1-8...the Rays used 16 rookies, tying the club record (2001) at the time.

2010 / 96-66, .593, 1st, +1.0

With 96 wins, the Rays led the AL in wins for the first time and won their second AL East title...they were a major-league-best 47-34 on the road, marking the team's first winning season on the road in club history...they became the second major league team since 1900 to score 800 runs (802) while hitting .250 or lower (.247), joining the 1991 Tigers (.247, 817 runs)...the offense walked a club-record and major-league-high 672 times and became just the fifth team all-time to lead the AL in walks and strikeouts in the same season and make the postseason...the Rays became the second team all-time to reach the postseason after being no-hit twice in one year, joining the 1917 White Sox...the Rays and Yankees were separated by no more than 2.5 games every day after July 27.

2009 / 84-78, .519, 3rd, -19.0

With 84 wins, the Rays became just the eighth team all-time to win 180 games over two seasons after losing 180 games the previous two seasons...the Rays recorded a club-record 194 SB and then-club-record 199 HR...only one other team in major league history surpassed 190 HR and 190 SB in the same season: the 1996 Rockies (221-HR, 201-SB)...the Rays used just seven different starting pitchers, fewest in the majors and tied for fewest in club history (2010).

2008 / 97-65, .599, 1st, +2.0

In their first season as the "Rays," the club shocked the world by capturing the AL pennant...they became just the second team in major league history to advance to the postseason after owning the worst record in the majors the year before, joining the 1991 Braves...their 97 wins were the most ever by a team that finished the previous season with the majors' worst record...the Rays improved 31 games from 2007, the 3rd-greatest turnaround in AL history...they became the second team all-time to win 95-plus games a year after losing 95-plus...the Rays lowered their ERA from a major-league-worst 5.53 in 2007 to 3.82, the 4th-greatest turnaround in modern major league history.

2007 / 66-96, 407, 5th, -30.0

Led by AL strikeout champion Scott Kazmir, Rays pitchers topped the league with 1,194 SO...the Rays became the first team to lead the AL in strikeouts and post the league's highest ERA (5.53)...the bullpen posted a 6.16 ERA, becoming the first bullpen since the 1953 Tigers to record an ERA in excess of 6.00.

2006 / 61-101, .377, 5th, -36.0

The Rays became the first team in major league history to lose 100 games or more and have a winning record at home (41-40)...beginning July 1, they went 3-33 (.086) away from Tropicana Field, the worst road record after July 1 in modern major league history.

2005 / 67-95, 414, 5th, -28.0

The Rays fashioned a 39-34 (.534) record after the All-Star break, an improvement of .219 pct. points over their mark before the All-Star break (28-61, .315)...it marked the AL's 4th-best turnaround behind the 1935 St. Louis Browns (+.279), 2001 Athletics (+.267) and the 1944 Tigers (+.222)...they finished with a .274 team avg., tying their best ever and 3rd-best in the majors behind the Red Sox (.281) and Yankees (.276).

2004 / 70-91, .435, 4th, -30.5

On June 26, the Rays became the first team in history to climb over .500 after being 18 or more games under .500...they were 10-28 on May 19, but went 26-7 in their next 33 games to get to 36-35...through May 19, the Rays had the worst record in the majors (10-28)...over the next seven weeks (May 20-July 7), they had the best record at 32-13...the Rays won a club-record 12 consecutive games, June 9-22, and lost 12 straight, Aug 27-Sep 10, joining the 1987 Brewers as the only teams in



major league history to win 12 or more in a row and lose 12 or more in a row in the same season.

2003 / 63-99, .389, 5th, -38.0

Tampa native Lou Piniella returned home, and in his first year as Rays manager led them to an 8-game improvement over 2002...the Rays were just 7 games under .500 after the All-Star break (31-38, .449), compared to 28 games under in the first half (32-60, .348)...they played 90 games decided by 2 runs or fewer (39-51).

2002 / 55-106, .342, 5th, -48.0

The Rays became the first team to lose 100 games in back-to-back seasons since the 1977-79 Blue Jays and reached 100 losses quicker than any AL club since the 1949 Senators...they lost 16 games after leading in the 8th or 9th inning, including 10 with 1 out or 2 outs in the 9th.

2001 / 62-100, .383, 5th, -34.0

The Rays became the first AL team to lose 100 games since the 1996 Tigers, but went 24-23 starting Aug 10...they were 27-61 during the first half and 35-39 in the second half.

2000 / 69-92, .429, 5th, -18.0

Due to injuries, the Rays employed 38 players by May 28...through the team's first 79 games, the Rays lost José Canseco (heel), Vinny Castilla

(rib, back), Greg Vaughn (hamstring) and Gerald Williams (hip) for a combined total of 84 days due to injury...the Rays had the "Hit Show" (Canseco, Fred McGriff, Vaughn, Castilla) in the lineup together for only 38 of 109 games before Canseco was claimed off waivers by the Yankees on Aug 7.

1999 / 69-93, .426, 5th, -29.0

The Rays suffered the most injuries in the majors, as 18 different players totaled 22 stints on the injured list after Opening Day...15 of the Rays 25-man Opening Day roster spent time on the injured list, including eight of the 11 pitchers and four of the five pitchers in the season-opening starting rotation.

1998 / 63-99, .389, 5th, -51.0

The Rays finished in the AL's top five in fielding pct. (2nd) and ERA (4th), the only expansion team to ever make that claim in its first season...they became the first expansion team ever to go 4 games over .500 at any point in their first season when they were 10-6 on April 19...the Rays became the third expansion team among the four major sports (MLB, NFL, NHL, NBA) to reach 4 games over .500 at any point in their first season...the NHL's Philadelphia Flyers (15-9-5) and the Los Angeles Kings (10-6-3) both did it in 1967...the Vegas Golden Knights (5-1-0) joined this list in 2017.

DID YOU KNOW?

THE ORIGINAL RAYS / OPENING DAY ROSTER, 1998

PITCHERS

Wilson Álvarez
Rolando Arrojo
Dan Carlson
Rick Gorecki
Roberto Hernández
Albie Lopez
Jim Mecir
Tony Saunders
Dennis Springer
Ramón Tatis
Esteban Yan

CATCHERS

Mike DiFelice
John Flaherty

INFIELDERS

Wade Boggs
Miguel Cairo
Aaron Ledesma
Fred McGriff
Bobby Smith
Paul Sorrento
Kevin Stocker

OUTFIELDERS

Rich Butler
Mike Kelly
Dave Martinez
Quinton McCracken
Bubba Trammell

MANAGER

Larry Rothschild



RAYS CHRONOLOGY

MARCH 9, 1995

At a meeting in West Palm Beach, Fla., baseball owners officially welcome the Tampa Bay Devil Rays and Arizona Diamondbacks as the 13th and 14th expansion teams in major league history by a vote of 28-0.

APRIL 27, 1995

The Rays and the City of St. Petersburg agree on a 30-year lease for the team to play their home games at the ThunderDome.

JULY 19, 1995

Chuck LaMar is named Rays Senior Vice President of Baseball Operations and General Manager.

SEPTEMBER 26, 1995

The Rays sign their first player: pitcher Adam Sisk, a 6-foot-4 righthander from Edison Community College in Fort Myers, Fla.

MAY 7, 1996

The Rays announce they will become the first team in the modern era to host spring training in their home city in 1998. The NL's St. Louis Cardinals will leave after training in St. Petersburg since 1946.

JUNE 3, 1996

The Rays begin their first mini-camp as 24 players, all minor league free agents signed before the June Draft, assemble at the Huggins-Stengel complex in St. Petersburg under the watchful eye of the Rays coaching staff directed by field coordinator Tom Foley.

JUNE 4, 1996

Outfielder and first baseman Paul Wilder becomes the Rays first-ever draft pick as the team participates in its first June Draft. Rays Managing Partner Vince Naimoli announces the selection while in the team's "war room" at the Stouffer-Vinoy Resort in St. Petersburg. The Rays eventually select 97 players, the fifth-highest total ever taken in the history of the June Draft.

JUNE 19, 1996

The first Rays game is played. A Gulf Coast League record crowd of 7,582 are on hand at Al Lang Stadium as the GCL Devil Rays host their Yankee counterparts. A 10-1 loss can't dim the festive atmosphere nor the unbridled affection

that is showered down on the young Rays. The game was carried live by News Radio 970 WFLA and SportsChannel Florida. Eighteen-year-old righthander Pablo Ortega throws the first Rays pitch (a ball).

JUNE 19, 1996

Butte Copper Kings infielder Jim Kerr hits the first home run in Rays history in their Pioneer League opener against Idaho Falls.

JUNE 20, 1996

The first win in the history of the Rays organization, a 4-3 triumph over the Gulf Coast League Astros. Eighteen-year-old Jose Rodriguez from the Dominican Republic gets the win.

OCTOBER 3, 1996

Tropicana Field is born. The Rays and Tropicana Dole Beverages North America of nearby Bradenton, Fla., announce an agreement to rename the ThunderDome.

OCTOBER 7, 1996

Vince Naimoli and St. Petersburg Mayor David Fischer preside over the official groundbreaking ceremony for a 15-month, \$63 million renovation of Tropicana Field.

JANUARY 16, 1997

The Rays are voted into the AL by a 28-2 count among MLB owners, becoming the Junior Circuit's 15th franchise. The decision is announced at the owner's meetings in Phoenix.

SEPTEMBER 9, 1997

The Rays organization celebrates the first championship as Manager Bill Evers' St. Petersburg Rays beat Vero Beach, 5-1, at Al Lang to win the Class-A Florida State League Championship.

OCTOBER 15, 1997

MLB approves a resolution creating a 16-team NL and a 14-team AL for the 1998 season, meaning the Rays will be located in the AL East Division.

NOVEMBER 7, 1997

Florida Marlins pitching coach Larry Rothschild is named the first Rays manager.



NOVEMBER 11, 1997

The Rays acquire outfielder Mike Kelly from the Cincinnati Reds for a player to be named later. Kelly becomes the first player to be added to the 40-man major league roster. This is the Rays first-ever trade involving a major league player.

NOVEMBER 18, 1997

The Rays select 35 players in the Major League Expansion Draft. The Rays select left-handed pitcher Tony Saunders from the Marlins with the first pick in the draft.

FEBRUARY 15, 1998

The Rays first major league spring training camp opens. Fifty-one players, including 41 pitchers, take the field at 9:35 a.m. for a three-hour workout at the Rays Spring Training Complex in St. Petersburg. The day is also marred by the team's first injury as catcher Cesar Devarez suffers a dislocated left knee cap.

FEBRUARY 26, 1998

The first spring training game involving Rays major leaguers takes place. The Rays beat Florida State University at Al Lang Stadium. The Rays use 30 players in the win over FSU and rally from a 3-1 deficit with a five-run 8th inning. Matt White is the Rays starting pitcher and Jason Johnson gets the win.

MARCH 2, 1998

Tampa Bay wins its first major league spring training game, 6-2, over the visiting Royals. Lefty Ryan Karp is the winner as the Rays win it with a four-run rally in the 7th inning.

MARCH 27, 1998

In the first game at Tropicana Field, the Rays beat Atlanta, 5-0, in an exhibition game that draws 26,519. Rolando Arrojo beats Tom Glavine and Russ Mormon hits the first home run, a 380-foot shot to left-center.

MARCH 31, 1998

It all begins. The Rays lose to the Tigers 11-6 in Tampa Bay's first official major league game before what remains the largest home crowd in Rays history - 45,369.

APRIL 1, 1998

"Say hello to victory, Tampa Bay," says Rays radio voice Paul Olden as the Rays win for the first time, 11-8, over Detroit. Cuban ace Rolando Arrojo is the winner in his major league debut.

JUNE 21, 1998

Raymond, the team's mascot, debuts prior to the Rays-Red Sox game at Tropicana Field.

AUGUST 7, 1999

Wade Boggs homers at Tropicana Field off Indians lefthander Chris Haney for his 3,000th career hit. Boggs is the first to reach the milestone with a home run.

APRIL 18, 2001

Hal McRae is named the second manager in club history, replacing Larry Rothschild.

OCTOBER 28, 2002

Tampa native Lou Piniella is named manager of the Rays.

MARCH 30, 2004

The Rays open the major league season at the Tokyo Dome in Japan with an 8-3 win over the Yankees in front of 55,000 and a national TV audience.

JUNE 26, 2004

The Rays beat the Marlins, 6-4, and become the first team in history to climb over .500 after being 18 or more games below .500. The Rays were 10-28 on May 19, but 26-7 in their next 33 games to get to 36-35.

OCTOBER 6, 2005

Stuart Sternberg becomes the principal owner of the Rays and takes control of the operation of the organization. Matt Silverman is named club president. Sternberg announces that the team will offer free parking at all Rays home games in 2006, making the Rays the only major league baseball franchise to offer free parking on all team-owned lots.

NOVEMBER 3, 2005

The Rays announce that Andrew Friedman will oversee the Rays baseball operations efforts and that former NL Executive of the Year Gerry Hunsicker will be brought on to assist Friedman.

NOVEMBER 15, 2005

The Rays name Angels bench coach Joe Maddon as the fourth manager in team history.

DECEMBER 2005

The Rays begin a \$10 million refurbishment of Tropicana Field. Bathrooms are renovated, 35,000 seats are cleaned and painted, concrete walls are



covered with stucco and drywall, the suite and club sections are upgraded, new directional signs and outdoor awnings are added and a new sound system is installed. Concourses are converted into interactive fun zones for all fans.

SEPTEMBER 20, 2006

The Rays and the Board of County Commissioners of Charlotte County, Fla., formally sign a 20-year agreement for the Rays to conduct spring training at a renovated Charlotte Sports Park beginning in February 2009.

JANUARY 2007

For the second consecutive year, improvements are made to Tropicana Field. The changes—estimated at \$8 million and paid for by the club—include a new look to the exterior of the stadium and a state-of-the-art 36'-by-64' full-color scoreboard. The FieldTurf surface installed before the 2000 season is replaced by the very latest FieldTurf product.

MAY 15-17, 2007

In another step toward creating a more regional presence for the team, the Rays play the first regular season major league games ever in Orlando and sweep the Rangers in a three-game series at The Ballpark at Disney's Wide World of Sports Complex.

NOVEMBER 8, 2007

The organization launches new uniforms, new colors, a new icon and a new name—the Rays. The rebranding effort begins with a fashion show in downtown St. Petersburg and a free concert by Hollywood's Kevin Costner and his band Modern West. Approximately 7,000 attend the event at Straub Park.

SEPTEMBER 9, 2008

The Rays call up Dan Johnson from Durham, who arrives at Fenway Park at game time. His 2-run, pinch-hit homer in the 9th off Jonathan Papelbon gives the Rays a 5-4 win, keeping them in first place over the Red Sox.

SEPTEMBER 20, 2008

The Rays defeat the Twins, 7-2, at Tropicana Field in front of a national TV audience and clinch their first postseason appearance.

SEPTEMBER 26, 2008

The Rays lose at the Tigers, 6-4, but clinch the AL East title when the Red Sox lose to Yankees, 19-8.

OCTOBER 19, 2008

Matt Garza starts it and rookie David Price finishes it as the Rays win Game 7 of the ALCS, 3-1, to clinch the AL pennant in front of 40,473 at Tropicana Field.

OCTOBER 22, 2008

The Rays host the Phillies in their first World Series game, becoming just the second team in major league history to compete in the World Series a year after having the worst record in the majors.

FEBRUARY 25, 2009

The Rays play the Reds in their first spring training game at Charlotte Sports Park after training in St. Petersburg for 11 years. Carl Crawford gets the first hit in the newly renovated park, but the Rays manage only three other hits and fall, 7-0.

JULY 26, 2010

Matt Garza throws the first no-hitter in franchise history in a 5-0 win over the Tigers at Tropicana Field.

OCTOBER 3, 2010

The Rays clinch their second AL East title on the last day of the regular season, breaking a tie with the Yankees. The Yankees lose at the Red Sox, clinching it for the Rays who later win, 3-2, in 12 innings at the Royals.

SEPTEMBER 28-29, 2011

It's been called the greatest day of the regular season in major league history. The Red Sox lose at 12:02 a.m. and the Rays beat the Yankees 8-7 on a walk-off home run by Evan Longoria at 12:05 a.m. As a result, the Rays win the AL Wild Card, completing the greatest September comeback ever.

NOVEMBER 14, 2012

The Baseball Writers' Association of America announces left-handed pitcher David Price as the winner of the 2012 AL Cy Young Award.

SEPTEMBER 30, 2013

The Rays win the 14th tiebreaker game in major league history, 5-2 over the Rangers, punching a post-season ticket for the fourth time in six years. David Price becomes the fifth pitcher in baseball history to earn a complete-game victory in a one-game playoff.

DECEMBER 3, 2013

The Rays announce a major upgrade to Tropicana Field to significantly enhance the fan experience, creating a 360-degree pedestrian circulation around the lower seating bowl at Tropicana Field.



JUNE 4, 2014

The Rays beloved Senior Advisor Don Zimmer passes away at age 83.

OCTOBER 14, 2014

Matt Silverman is named president of baseball operations, replacing Andrew Friedman, who had recently accepted a similar role with the Dodgers. Brian Auld is named team president following Silverman.

DECEMBER 5, 2014

Tampa native Kevin Cash is named the fifth manager in club history.

JANUARY 14, 2016

By a 5-3 vote, St. Petersburg City Council members agree to give the Rays three years to search for a new stadium site in Pinellas and Hillsborough counties.

MARCH 20-22, 2016

The Rays travel to Havana, Cuba to play the Cuban National Team in an exhibition at Estadio Latinoamericano, joining the 1999 Orioles as the only major league clubs to play a game in Cuba in the last 57 years. The Rays prevail, 4-1, before an estimated 55,000 fans—including President Barack Obama, First Lady Michelle Obama and Cuban President Raúl Castro. Obama's visit is the first by a sitting U.S. President since Calvin Coolidge in 1928.

SEPTEMBER 11-13, 2017

The forecast for Hurricane Irma's arrival in Florida prompts Major League Baseball to move a three-game series with the Yankees from Tropicana Field to Citi Field. It is believed to be only the fifth time in the history of MLB that weather concerns required the relocation of games to a neutral site.

NOVEMBER 1, 2017

Matt Silverman moves from president of baseball operations back to the team president role, sharing the title with Brian Auld. The move completes the transition of baseball leadership, passing the baton

to senior vice president of baseball operations/general manager Erik Neander as the top-ranking baseball official.

DECEMBER 20, 2017

The Rays complete a five-player trade sending 3B Evan Longoria to the San Francisco Giants. Longoria departs as the longest-tenured player in franchise history after spending nearly 10 seasons in a Rays uniform. He leaves as the club's all-time leader with 1,435 games, 261 HR, 892 RBI, 338 2B, 618 XBH, 780 runs, 569 BB and 2,630 total bases.

NOVEMBER 14, 2018

The Baseball Writers' Association of America announces left-handed pitcher Blake Snell as the winner of the 2018 AL Cy Young Award.

JANUARY 4, 2019

The Rays announce a series of capital improvements and renovations for Tropicana Field. The renovations are headlined by the creation of the Left Field Ledge—a premium area in the lower seating bowl—the installation of LED lights throughout the stadium and concourses and the closure of the upper deck level. The capacity is trimmed to 25,025.

JUNE 25, 2019

During a press conference at the Dalí Museum, principal owner Stuart Sternberg introduces an innovative plan for the team to build new home ballparks in both Tampa Bay and Montreal and divide its home games across both geographies.

SEPTEMBER 27, 2019

In Toronto, the Rays beat the Blue Jays, 6-2, to clinch their fifth trip to the postseason.

OCTOBER 2, 2019

The Rays win the AL Wild Card Game in Oakland and advance to the Division Series for the fifth time in franchise history.



OPENING DAY LINEUPS

OPENING DAY RECORD ALL-TIME : 11-11

MARCH 31, 1998

DET 11 | TB 6

CF	Quinton McCracken
2B	Miguel Cairo
3B	Wade Boggs
1B	Fred McGriff
LF	Mike Kelly
DH	Paul Sorrento
C	John Flaherty
RF	Dave Martinez
SS	Kevin Stocker
P	Wilson Álvarez

APRIL 5, 1999

TB 7 | BAL 10

CF	Randy Winn
RF	Dave Martinez
DH	José Canseco
1B	Fred McGriff
C	John Flaherty
3B	Wade Boggs
LF	Paul Sorrento
2B	Miguel Cairo
SS	Kevin Stocker
P	Wilson Álvarez

APRIL 3, 2000

TB 7 | MIN 0

CF	Gerald Williams
RF	Dave Martinez
DH	José Canseco
1B	Fred McGriff
LF	Greg Vaughn
3B	Herbert Perry
C	John Flaherty
SS	Kevin Stocker
2B	Miguel Cairo
P	Steve Trachsel

APRIL 3, 2001

TOR 1 | TB 8

CF	Gerald Williams
DH	Steve Cox
LF	Greg Vaughn
1B	Fred McGriff
RF	Ben Grieve
3B	Vinny Castilla
2B	Bobby Smith
C	John Flaherty
SS	Félix Martínez
P	Albie Lopez

APRIL 2, 2002

DET 5 | TB 9

LF	Jason Tyner
CF	Randy Winn
1B	Steve Cox
DH	Greg Vaughn
C	Toby Hall
RF	Ben Grieve
3B	Bob Smith
2B	Brent Abernathy
SS	Chris Gomez
P	Tanyon Sturtze

MARCH 31, 2003

BOS 4 | TB 6

LF	Carl Crawford
CF	Rocco Baldelli
3B	Aubrey Huff
1B	Travis Lee
DH	Al Martin
RF	Ben Grieve
C	Toby Hall
2B	Brent Abernathy
SS	Rey Ordoñez
P	Joe Kennedy

MARCH 30, 2004

NY 3 | TB 8

LF	Carl Crawford
3B	Damian Rolls
CF	Rocco Baldelli
DH	Aubrey Huff
RF	José Cruz Jr.
1B	Tino Martinez
SS	Julio Lugo
C	Toby Hall
2B	Rey Sánchez
P	Victor Zambrano

APRIL 4, 2005

TOR 5 | TB 2

LF	Carl Crawford
SS	Julio Lugo
RF	Aubrey Huff
1B	Travis Lee
DH	Josh Phelps
2B	Jorge Cantú
CF	Chris Singleton
C	Toby Hall
3B	Alex Gonzalez
P	Dewon Brazelton

APRIL 3, 2006

TB 6 | BAL 9

SS	Julio Lugo
LF	Carl Crawford
2B	Jorge Cantú
3B	Aubrey Huff
DH	Jonny Gomes
1B	Travis Lee
C	Toby Hall
RF	Damon Hollins
CF	Joey Gathright
P	Scott Kazmir

APRIL 2, 2007

TB 5 | NYY 9

LF	Carl Crawford
SS	Ben Zobrist
DH	Rocco Baldelli
1B	Ty Wigginton
RF	Delmon Young
3B	Akinora Iwamura
C	Dioner Navarro
CF	Elijah Dukes
2B	B.J. Upton
P	Scott Kazmir

MARCH 31, 2008

TB 6 | BAL 2

2B	Akinora Iwamura
LF	Carl Crawford
1B	Carlos Peña
CF	B.J. Upton
DH	Cliff Floyd
3B	Willy Aybar
RF	Eric Hinske
C	Dioner Navarro
SS	Jason Bartlett
P	James Shields

APRIL 7, 2009

TB 3 | BOS 5

2B	Akinora Iwamura
LF	Carl Crawford
3B	Evan Longoria
1B	Carlos Peña
DH	Pat Burrell
CF	Matt Joyce
C	Dioner Navarro
RF	Gabe Gross
SS	Jason Bartlett
P	James Shields



APRIL 6, 2010

BAL 3 | TB 4

SS	Jason Bartlett
LF	Carl Crawford
RF	Ben Zobrist
3B	Evan Longoria
1B	Carlos Peña
CF	B.J. Upton
DH	Pat Burrell
2B	Sean Rodriguez
C	Dioner Navarro
P	James Shields

APRIL 1, 2011

BAL 4 | TB 1

2B	Ben Zobrist
LF	Johnny Damon
3B	Evan Longoria
DH	Manny Ramirez
1B	Dan Johnson
CF	B.J. Upton
RF	Matt Joyce
SS	Reid Brignac
C	John Jaso
P	David Price

APRIL 6, 2012

NY Y 6 | TB 7

CF	Desmond Jennings
RF	Ben Zobrist
3B	Evan Longoria
DH	Jeff Keppinger
SS	Sean Rodriguez
1B	Carlos Peña
2B	Elliot Johnson
C	José Molina
LF	Matt Joyce
P	James Shields

APRIL 2, 2013

BAL 7 | TB 4

CF	Desmond Jennings
RF	Sam Fuld
2B	Ben Zobrist
3B	Evan Longoria
LF	Matt Joyce
SS	Yunel Escobar
1B	James Loney
C	José Molina
DH	Kelly Johnson
P	David Price

MARCH 31, 2014

TOR 2 | TB 9

LF	David DeJesus
RF	Wil Myers
2B	Ben Zobrist
3B	Evan Longoria
1B	James Loney
CF	Desmond Jennings
DH	Matt Joyce
C	José Molina
SS	Yunel Escobar
P	David Price

APRIL 6, 2015

BAL 6 | TB 2

DH	John Jaso
RF	Steven Souza Jr.
SS	Asdrúbal Cabrera
3B	Evan Longoria
1B	James Loney
LF	Desmond Jennings
C	René Rivera
2B	Logan Forsythe
CF	Kevin Kiermaier
P	Chris Archer

APRIL 3, 2016

TOR 5 | TB 3

2B	Logan Forsythe
1B	Logan Morrison
3B	Evan Longoria
DH	Corey Dickerson
LF	Desmond Jennings
SS	Brad Miller
RF	Steven Souza Jr.
CF	Kevin Kiermaier
C	Hank Conger
P	Chris Archer

APRIL 2, 2017

NY Y 3 | TB 7

DH	Corey Dickerson
CF	Kevin Kiermaier
3B	Evan Longoria
2B	Brad Miller
RF	Steven Souza Jr.
1B	Logan Morrison
SS	Tim Beckham
LF	Mallex Smith
C	Derek Norris
P	Chris Archer

MARCH 29, 2018

BOS 4 | TB 6

3B	Matt Duffy
CF	Kevin Kiermaier
RF	Carlos Gómez
1B	C.J. Cron
C	Wilson Ramos
LF	Denard Span
SS	Adeiny Hechavarria
2B	Daniel Robertson
DH	Rob Refsnyder
P	Chris Archer

MARCH 28, 2019

HOU 5 | TB 1

RF	Austin Meadows
LF	Tommy Pham
1B	Ji-Man Choi
DH	Brandon Lowe
3B	Yandy Díaz
2B	Joey Wendle
SS	Willy Adames
CF	Kevin Kiermaier
C	Mike Zunino
P	Blake Snell



HISTORIC BOX SCORES



ROBERT ROGERS / TAMPA BAY RAYS

MARCH 31, 1998

DEVIL RAYS INAUGURAL GAME

ST. PETERSBURG, FLA. – Hall of Famers Ted Williams, Stan Musial, Al Lopez and Monte Irvin threw out the ceremonial first pitches and minutes later, at 5:08 p.m. on March 31, 1998, major league baseball was born in Tampa Bay as Wilson Álvarez delivered a ball to Tigers leadoff hitter Brian Hunter. Álvarez retired the Tigers 1-2-3 in the first inning, then nine of the next 13 batters hit safely. The Rays fell behind 11-0 in the 5th inning before Wade Boggs hit a two-run homer off Justin Thompson in the 6th to account for the first two runs in Rays history. The Devil Rays rallied for four runs in the 9th inning and left the tying run in the on-deck circle when Paul Sorrento struck out to end the game. Tampa native Luis Gonzalez hit the first home run at Tropicana Field and added a single and double.

TROPICANA FIELD		1	2	3	4	5	6	7	8	9	R	H	E	LOB			
DETROIT		0	4	2	0	5	0	0	0	0	11	18	1	9			
TAMPA BAY		0	0	0	0	0	2	0	0	4	6	12	0	9			
DETROIT		AB	R	H	BI	BB	SO	TAMPA BAY				AB	R	H	BI	BB	SO
B.Hunter, cf		6	1	2	2	0	1	Q.McCracken, cf		5	2	2	1	0	0		
B.Roberts, dh		5	0	1	1	0	1	M.Cairo, 2b		4	0	1	0	0	0		
P.Incaviglia, ph-dh		1	0	0	0	0	0	R.Butler, ph		1	0	1	1	0	0		
B.Higginson, rf		4	0	1	0	1	1	W.Boggs, 3b		4	1	1	3	1	0		
T.Clark, 1b		5	2	2	0	0	1	F.McGriff, 1b		4	0	1	0	0	0		
D.Easley, 2b-ss		5	3	3	0	0	0	M.Kelly, lf		5	0	0	0	0	1		
L.Gonzalez, lf		5	2	3	2	0	1	P.Sorrento, dh		5	0	1	0	0	1		
J.Randa, 3b		5	1	3	3	0	1	J.Flaherty, c		4	1	2	0	0	1		
J.Oliver, c		5	1	2	3	0	0	D.Martinez, rf		2	0	1	0	1	0		
B.Ripken, ss		3	1	1	0	1	0	B.Smith, ph		1	1	1	0	0	0		
F.Catalanotto, ph-2b		1	0	0	0	0	1	K.Stocker, ss		3	0	1	0	0	0		
TOTALS		45	11	18	11	2	7	TOTALS		38	6	12	5	3	3		
2B: Randa, J (2); Hunter, B (1);																	
Higginson, B (1); Gonzalez, L (1); Easley, D (1).																	
HR: Gonzalez, L (1, off Carlson, D; 5th inn, 1 on, 0 out). TB: Gonzalez, L (7); Randa, J (5);																	
Easley, D (4); Hunter, B (3); Oliver, J (2);																	
Clark, T (2); Higginson, B (2); Ripken, B (1);																	
Roberts, B (1). RBI: Oliver, J (3); Randa, J (3);																	
Hunter, B (2); Gonzalez, L (2); Roberts, B (1).																	
Team RISP: 6-for-18. DP: 2 (Randa,																	
J-Easley, D-Clark, T; Ripken, B-Easley,																	
D-Clark, T). E: Bochtler, D (1).																	
DETROIT																	
	IP	H	R	ER	BB	SO	HR	TAMPA BAY									
J.Thompson (W,1-0)	6.0	8	2	2	0	2	1	W.Alvarez (L,0-1)		2.1	9	6	5	0	2	0	0
S.Runyan	1.0	0	0	0	1	0	0	D.Carlson		2.2	6	5	5	2	3	1	
R.Duran	1.0	0	0	0	0	0	0	D.Springer		3.0	3	0	0	0	0	0	0
B.Florie	0.1	4	4	3	1	0	0	J.Mecir		1.0	0	0	0	0	2	0	
D.Bochtler	0.2	0	0	0	1	1	0	TOTALS		9.0	18	11	11	2	7	1	
TOTALS	9.0	12	6	5	3	3	1										

Umpires: HP-Rich Garcia, 1B-Mike Reilly, 2B-Tim McClelland, 3B-John Hirschbeck. **T:** 3:01. **Att:** 45,369. **Weather:** 72° F, Wind 0 mph, In Dome.





ROBERT ROGERS / TAMPA BAY RAYS

APRIL 1, 1998

DEVIL RAYS FIRST WIN

ST. PETERSBURG, FLA. – April 1, but it was no joke, the Devil Rays won their first game. In game two of the season-opening series, the Devil Rays rallied from a 3-0, 1st-inning deficit and banged out 18 hits on their way to an 11-8 victory. Rookie Rolando Arrojo earned the win in his major league debut and Fred McGriff had three run-scoring hits including a two-run single in the Rays decisive three-run 8th inning. The Rays batted around in the 4th and 8th innings (they batted around four times in the three-game series). Two-out, RBI singles by Wade Boggs and McGriff helped the Rays jump ahead in the 4th inning after trailing 3-2. The Rays got a hit in every inning except the 5th.

TROPICANA FIELD	1	2	3	4	5	6	7	8	9	R	H	E	LOB
DETROIT	3	0	0	0	1	0	2	1	1	8	13	1	10
TAMPA BAY	2	0	0	4	0	1	1	3	X	11	18	1	10

DETROIT	AB	R	H	BI	BB	SO
B. Hunter, cf	4	1	0	0	1	1
B. Roberts, dh	4	1	1	1	0	0
B. Higginson, rf	5	3	3	1	0	0
T. Clark, 1b	5	1	3	2	0	0
L. Gonzalez, lf	4	1	3	3	1	0
D. Easley, 2b-ss	3	0	1	0	1	1
J. Randa, 3b	5	0	1	1	0	1
R. Casanova, c	3	0	0	0	1	1
K. Bartee, ph	0	1	0	0	0	0
J. Oliver, c	1	0	0	0	0	1
B. Ripken, ss	3	0	1	0	0	2
F. Catalanotto, ph-2b	1	0	0	0	1	0
TOTALS	38	8	13	8	5	7

2B: Clark, T (1); Gonzalez, L (2).**HBP:** Roberts, B (1, by Arrojo, R); Easley, D (1, by Hernández, R). **TB:** Gonzalez, L (4); Clark, T (4); Higginson, B (3); Ripken, B (1); Roberts, B (1); Easley, D (1); Randa, J (1). **RBI:** Gonzalez, L (5); Clark, T (2); Higginson, B (1); Randa, J (4); Roberts, B (2). **Team RISP:** 7-for-15.**E:** Casanova, R (1). **SB:** Hunter, B (1).**CS:** Ripken, B (1). **PO:** Roberts, B

(1st base by Arrojo, R).

DETROIT	IP	H	R	ER	BB	SO	HR
B. Moehler (L, 0-1)	3.2	10	6	6	0	0	0
A. Sager	1.2	3	1	0	0	0	0
S. Runyan	0.2	0	0	0	1	2	0
B. Florie	1.0	1	1	1	0	0	1
D. Brocail	0.1	4	3	3	1	0	0
R. Duran	0.2	0	0	0	1	2	0
TOTALS	8.0	18	11	10	3	4	1

TAMPA BAY	AB	R	H	BI	BB	SO
Q. McCracken, cf	5	2	3	0	0	0
M. Cairo, 2b	5	2	3	1	0	0
W. Boggs, 3b	4	2	2	1	1	1
F. McGriff, 1b	4	1	3	4	1	0
P. Sorrento, dh	5	0	1	1	0	1
D. Martinez, rf	5	0	1	1	0	0
J. Flaherty, c	5	1	1	0	0	1
R. Butler, lf	4	2	2	1	1	0
K. Stocker	5	1	2	1	0	1
TOTALS	42	11	18	10	3	4

2B: McCracken, Q (1); McGriff, F (1);Boggs, W (1). **3B:** Stocker, K (1).**HR:** Butler, R (1, off Florie, B; 7th inn, 0 on, 2 out). **TB:** Butler, R (5); McCracken, Q (4);

McGriff, F (4); Stocker, K (4); Cairo, M (3);

Boggs, W (3); Sorrento, P (1); Flaherty, J (1);

Martinez, D (1). **RBI:** McGriff, F (4); Butler, R

(2); Martinez, D (1); Boggs, W (4); Stocker, K

(1); Sorrento, P (1); Cairo, M (1).

Team RISP: 9-for-18. **E:** Arrojo, R (1).**SB:** McCracken, Q (1); Cairo, M (1).

TAMPA BAY	IP	H	R	ER	BB	SO	HR
R. Arrojo (W, 1-0)	6.0	8	4	4	1	6	0
R. Tatis	0.1	3	2	2	1	0	0
A. Lopez	1.0	1	1	1	2	0	0
J. Mecir	0.2	0	0	0	0	0	0
R. Hernández	1.0	1	1	1	1	1	0
TOTALS	9.0	13	8	8	5	7	0

WP: Brocail, D (1). **Umpires:** HP-Mike Reilly, 1B-Tim McClelland, 2B-John Hirschbeck, 3B-Rich Garcia. **T:** 3:32. **Att:** 30,109. **Weather:** 72° F, Wind 0 mph, In Dome.

HISTORIC FIRSTS

RAYs FIRSTS

Pitch/Batter

Wilson Álvarez, to Brian Hunter, 3/31/98 vs. DET at 5:08 p.m. (ball); grounded out to 1B Fred McGriff

Hit

Dave Martinez, single off Justin Thompson, 3/31/98 vs. DET (3rd inn.)

Double

John Flaherty, off Justin Thompson, 3/31/98 at DET (5th inn.)

Triple

Kevin Stocker, off Brian Moehler, 4/1/98 vs. DET (2nd inn.)

Home Run

Wade Boggs, off Justin Thompson, 3/31/98 vs. DET (6th inn.)

Grand Slam

Paul Sorrento, off Charles Nagy, 5/3/98 at CLE (3rd inn.)

Cycle

B.J. Upton, 10/2/09 vs. NYY

Run

Quinton McCracken, 3/31/98 vs. DET (6th inn.)

Runs Batted In

Wade Boggs, 3/31/98 vs. DET (6th inn.)

Base on Balls

Dave Martinez, off Sean Runyan, 3/31/98 vs. DET (7th inn.)

Strikeout (Pitcher)

Wilson Álvarez, struck out Bip Roberts, 3/31/98 vs. DET (1st inn.)

Strikeout (Batter)

Mike Kelly, off Justin Thompson, 3/31/98 vs. DET (6th inn.)

Stolen Base

Quinton McCracken/ Miguel Cairo double steal, 4/1/98 vs. DET (6th inn.)

Caught Stealing

Aaron Ledesma, by Charlie O'Brien, 4/4/98 vs. CWS (3rd inn.)

Sacrifice Fly

Rich Butler, off Jason Bere, 4/5/98 vs. CWS (4th inn.)

Sacrifice Bunt

John Flaherty, off Carlos Castillo, 4/12/98 at CWS (7th inn.)

Hit by Pitch

Fred McGriff, off Roberto Duran, 3/31/98 vs. DET (8th inn.)

Ground into Double Play

Quinton McCracken, off Justin Thompson, 3/31/98 vs. DET (3rd inn.)

Error

Rolando Arrojo, 4/1/98 vs. DET (1st inn.)

Wild Pitch

Ramón Tatís, 4/3/98 vs. CWS (8th inn.)

Win

Rolando Arrojo, 4/1/98 vs. DET

Loss

Wilson Álvarez, 3/31/98 vs. DET

Save

Roberto Hernández, 4/12/98 at CWS

Complete Game/ Complete Game Shutout

Rolando Arrojo, 4/30/98 at MIN

No-Hitter

Matt Garza, 7/26/10 vs. DET

TROPICANA FIELD FIRSTS

Hit

DET Tony Clark, single off Wilson Álvarez, 3/31/98 (2nd inn.)

Double

DET Joe Randa, off Wilson Álvarez, 3/31/98 (2nd inn.)

Triple

Kevin Stocker, off DET Brian Moehler, 4/1/98 (2nd inn.)

Home Run

DET Luis Gonzalez, off Dan Carlson, 3/31/98 (5th inn.)

Grand Slam

KC Johnny Damon, off Dennis Springer, 5/14/98 (2nd inn.)

Cycle

DET Carlos Guillén, 8/1/06

Run

DET Tony Clark, off Wilson Álvarez, 3/31/98 (2nd inn.)

Runs Batted In

DET Joe Randa, off Wilson Álvarez, 3/31/98 (2nd inn.)

Base on Balls

DET Billy Ripken, off Dan Carlson, 3/31/98 (7th inn.)

Strikeout

Wilson Álvarez, struck out DET Bip Roberts, 3/31/98 (1st inn.)

Stolen Base

Quinton McCracken/ Miguel Cairo double steal vs. DET, 4/1/98 (6th inn.)

Caught Stealing

DET Billy Ripken, by John Flaherty, 4/1/98 (6th inn.)

Sacrifice Fly

CWS Albert Belle, off Rick Gorecki, 4/3/98 (1st inn.)

Sacrifice Bunt

MIN Denny Hocking, off Roberto Hernández, 4/13/98 (9th inn.)

Hit by Pitch

Fred McGriff, by DET Roberto Duran, 3/31/98 (8th inn.)

Ground into Double Play

Quinton McCracken, off DET Justin Thompson, 3/31/98 (3rd inn.)

Error

DET Doug Bochtler, 3/31/98 (9th inn.)

Wild Pitch

DET Doug Brocail, 4/1/98 (8th inn.)

Win

DET Justin Thompson, 3/31/98

Loss

Wilson Álvarez vs. DET, 3/31/98

Save

ANA Troy Percival, 4/26/98

Complete Game

MIN Brad Radke, 4/14/98

Complete Game Shutout

BAL Mike Mussina, 5/9/98

No-Hitter

ARI Edwin Jackson, 6/25/10



101 YEARS OF MLB IN ST. PETERSBURG



Players take a lunch break during spring training at Coffee Pot Park in 1915. Future Hall of Famer Grover Cleveland Alexander is in the center of the photo, sipping out of a metal cup.

PHOTO COURTESY OF: CITY OF CLEARWATER / PHILLIES

T

HIS SEASON MARKS THE 101ST YEAR MAJOR LEAGUE BASEBALL HAS HAD A PRESENCE IN ST. PETERSBURG, DATING BACK TO 1914 WHEN THE ST. LOUIS BROWNS OPENED SPRING TRAINING WORKOUTS.

MLB has also had a presence in St. Pete every year since travel restrictions during World War II prohibited teams from traveling south for spring training from 1943-45.

Nine teams have trained in St. Petersburg: the St. Louis Browns (1914), Philadelphia Phillies (1915-18), Boston Braves (1922-37), New York Yankees (1925-42; 1946-50; 1952-61), St. Louis Cardinals (1938-42; 1946-97), New York Giants (1951), New York Mets (1962-87), Baltimore Orioles (1993-95) and the Devil Rays/Rays (1998-2008).

In 1910, a former Pittsburgh laundry owner named Al Lang moved to St. Petersburg to benefit his health. He soon became interested in the local economy and focused on trying to help the sagging tourism industry. As a baseball fan, he believed the answer was to attract a major league team for spring training.

Lang convinced the St. Louis Browns, under manager Branch Rickey, to move to St. Petersburg in 1914. A baseball committee, formed to attract a major league team to the city, raised \$20,000 to buy a large tract of land for a ballpark. The site chosen for the field was Coffee Pot Bayou in St. Pete, where a 2,000-seat grandstand was built.

The first game between two major league teams in St. Petersburg took place on March 27,

1914 as the Grapefruit League was established. The Browns hosted the Chicago Cubs, who were training in Tampa and made the trip by steamboat across Tampa Bay. The Cubs won, 3-2. James Leslie (Hippo) Vaughn was the winning pitcher for the Cubs as an estimated 4,000 looked on.

The resourceful Lang helped engineer a new ballpark, Waterfront Park—located at the approximate site where the parking lot for Al Lang Field is today—and a new arrival, the Boston Braves, christened the new park in 1922. The Yankees joined the Braves in St. Pete in 1925. They would remain for all but four years until 1962, when Casey Stengel and the expansion New York Mets moved in and the Yankees went to Fort Lauderdale.

When the Boston Braves left for Bradenton in 1937, the St. Louis Cardinals came to St. Petersburg the following year and would stay 57 of the next 60 years, missing only the war years.

Minor league baseball in the city began in 1920 as the St. Pete Saints entered the Florida State League.

There was one other professional league in St. Petersburg prior to the Rays arrival in 1998. The Senior Professional Baseball Association—a league of former major leaguers who were 35 years of age or older—sprang up for one season, 1989-90. The St. Pete Pelicans were the first and only league champions.



2019 RAYS POSTSEASON REVIEW

PHOTO FINISH

The Rays entered the final week of the regular season tied with the Indians for the AL's second Wild Card spot, then won four consecutive games to clinch a postseason berth for the fifth time in franchise history and first time in six seasons...they held at least a share of one of the AL's five postseason spots for 167 of 186 days (89.8 pct), including 29 consecutive from Sep 1 through season's end after finishing a 3-game sweep of the Wild Card-contending Indians...the Rays were in contention to host the Wild Card Game until losing the penultimate game of the season.

25 > 54,005

Through eight seasons under the Wild Card Game format, the Rays joined the Yankees and Giants as the only teams to win it twice...the Rays advanced to the Division Series with a 5-1 win over the Athletics in front of 54,005 at the Oakland Coliseum, the highest attendance for a Wild Card Game under the new format...it was the highest attendance for a Rays game (regular season or postseason) since Sep 14, 2008 at NYY (54,279), which was in the final month of games at Old Yankee Stadium.

♦ *The Rays held a lead from the fifth pitch of the Wild Card Game through the final pitch, after Yandy Diaz hit a leadoff homer...it was the first postseason leadoff homer in franchise history and second in Wild Card Game history, following MIN Brian Dozier in the 2017 AL Wild Card Game at NYY.*

ELIMINATED BY A.L. CHAMPS

The Rays pushed the eventual AL champion Astros to a decisive fifth game in the Division Series, with the home team winning every game...the Rays outscored the Astros, 14-4, in 2 games at Tropicana Field but lost the 3 games at Minute Maid Park by a combined 15-4 score...it was the second time in club history the Rays forced a decisive Game 5 after trailing 0-2, losing both (2010 ALDS)...Game 5 was the fourth time in a stretch of nine days that the Rays played in a potential elimination game...the Rays fell behind, 4-0, in the bottom of the 1st inning after allowing hits to the first four Astros batters and five of the first six.

WILD CARD vs. OAKLAND

RAYS WIN 1-0

DATE	SCORE	WINNER	LOSER	ATT
10/2	W, 5-1	Morton	Manaea	54,005

ALDS vs. HOUSTON

ASTROS WIN 3-2

DATE	SCORE	WINNER	LOSER	ATT
10/4	L, 2-6	Verlander	Glasnow	43,360
10/5	L, 1-3	Cole	Snell	43,378
10/7	W, 10-3	Morton	Greinke	32,251
10/8	W, 4-1	Yarbrough	Verlander	32,178
10/10	L, 1-6	Cole	Glasnow	43,418

BOLD INDICATES HOME GAME



CHARLIE MORTON

WILL VRAGOVIC / TAMPA BAY RAYS

POSTSEASON ROSTER

Manager & Coaches

- 16 Kevin Cash (Manager)
- 41 Stan Boroski (Bullpen)
- 97 Jonathan Erlichman (Process & Analytics)
- 25 Paul Hoover (Field Coord.)
- 27 Rodney Linares (3B)
- 51 Chad Mottola (Hitting)
- 33 Matt Quattraro (Bench)
- 23 Kyle Snyder (Pitching)
- 30 Ozzie Timmons (1B)

Pitchers

- 70 Nick Anderson (R)
- 63 Diego Castillo (R)
- 72 Yonny Chirinos (R) **
- 47 Oliver Drake (R)
- 20 Tyler Glasnow (R)
- 49 Brendan McKay (L) **
- 50 Charlie Morton (R)
- 15 Emilio Pagan (R)
- 38 Colin Poche (L)
- 4 Blake Snell (L)
- 48 Ryan Yarbrough (L)

Catchers

- 37 Travis d'Arnaud
- 10 Mike Zunino

Infielders

- 1 Willy Adames
- 21 Jesús Aguilar *
- 43 Mike Brosseau *
- 26 Ji-Man Choi
- 2 Yandy Diaz
- 5 Matt Duffy
- 8 Brandon Lowe
- 28 Daniel Robertson *
- 9 Eric Sogard **
- 18 Joey Wendle

Outfielders

- 24 Avisail Garcia
- 39 Kevin Kiermaier
- 17 Austin Meadows
- 29 Tommy Pham

Field Staff

- Joe Bengé (Head Athletic Trainer)
- Mark Vinson (First Asst. Athletic Trainer)
- Mike Sandoval (Asst. Athletic Trainer)
- Trung Cao (Strength & Cond. Coord.)
- Chris Fernandez (Video Coord.)
- 99 Misha Dworken (Bullpen Catcher)
- 98 Jean Ramirez (Bullpen Catcher)

* WILD CARD GAME ROSTER
** ALDS ROSTER



POWER SURGE

The Rays hit 4 HR in the Wild Card Game and 4 HR in Game 3 of the ALDS, twice tying their single-game postseason record...the Rays, who hit the fewest homers among the AL's five postseason clubs, totaled 11 HR in six postseason games...all 11 HR came over the club's 4 games when facing elimination, a major league record for homers in elimination games in a single postseason.

CHARLIE 2.0

In his first season with the Rays, Charlie Morton went 2-0 with a 0.90 ERA (10-IP, 1-ER) in two post-season starts...with his win in the Wild Card Game, he became the first pitcher in major league history to record the win in three "winner take all" playoff games...he defeated his former team in Game 3 of the ALDS, helping the Rays avoid elimination...it was his fourth career win in a potential elimination

game, tying for the most in major league history...he joined DET/HOU Justin Verlander, ATL John Smoltz, PHI/ARI/BOS Curt Schilling, SEA/ARI Randy Johnson and CIN Clay Carroll.

CUBAN SMOKE

Yandy Díaz was reinstated from the 60-day IL for the last game of the regular season and hit leadoff in the Wild Card Game...he homered in the 1st and 3rd innings, becoming the fifth Ray with a multi-HR game in the postseason and the first of these five to do it in a "winner take all" game.

♦ *Diaz was the 10th player in postseason history with a multi-HR effort in a "winner take all" game but only the second out of the leadoff spot, joining BOS Johnny Damon in Game 7 of the 2004 ALCS...he became the first leadoff hitter in major league history to homer in each of his first 2 AB of a postseason.*

2019 RAYS POSTSEASON STATISTICS

BATTERS	AVG	G	AB	R	H	2B	3B	HR	RBI	SH	SF	HBP	BB-I	SO	SB	CS	GDP	OBP	SLG
Adames, W	.294	6	17	3	5	1	0	2	2	0	0	0	3-0	5	0	1	0	.400	.706
Brosseau, M	.000	1	2	0	0	0	0	0	0	0	0	0	1-0	1	0	0	0	.333	.000
Choi, J	.188	6	16	2	3	0	0	1	1	0	0	0	7-0	10	0	0	0	.435	.375
d'Arnaud, T	.105	6	19	1	2	0	0	0	2	0	1	2	1-0	6	0	0	0	.217	.105
Diaz, Y	.231	4	13	2	3	0	0	2	2	0	0	0	0-0	4	0	0	0	.231	.692
Duffy, M	.600	3	5	2	3	0	0	0	0	0	0	0	0-0	0	0	0	0	.600	.600
Garcia, A	.300	5	20	4	6	0	0	1	3	0	0	0	0-0	5	0	0	1	.300	.450
Kiermaier, K	.136	6	22	1	3	1	0	1	3	0	0	0	0-0	7	0	0	0	.136	.318
Lowe, B	.211	5	19	1	4	1	0	1	1	0	0	0	1-0	10	0	0	0	.250	.421
Meadows, A	.130	6	23	2	3	2	0	0	3	0	0	0	3-0	10	0	0	1	.231	.217
Pham, T	.360	6	25	2	9	0	0	2	3	0	0	0	1-0	4	1	0	2	.385	.600
Sogard, E	.500	2	4	2	2	0	0	1	2	0	0	0	0-0	1	0	0	0	.500	1.250
Wendle, J	.200	5	10	1	2	1	0	0	1	0	0	0	0-0	5	0	0	1	.200	.300
Team Total	.231	6	195	23	45	6	0	11	23	0	1	2	17-0	68	1	1	5	.298	.431

PITCHERS	W	L	ERA	G	GS	CG	SHO	SV	IP	H	R	ER	HR	HB	BB-I	SO	WP	BK
Anderson, N	0	0	1.59	4	0	0	0	0	5.2	5	1	1	0	0	0-0	8	1	0
Castillo, D	0	0	0.00	4	1	0	0	0	5.2	5	0	0	0	0	2-0	8	0	0
Drake, O	0	0	6.00	2	0	0	0	0	3.0	3	2	2	0	0	1-0	4	0	0
Glasnow, T	0	2	7.71	2	2	0	0	0	7.0	9	6	6	1	0	3-0	8	0	0
McKay, B	0	0	0.00	3	0	0	0	0	1.1	2	2	0	0	0	0-0	2	0	0
Morton, C	2	0	0.90	2	2	0	0	0	10.0	8	2	1	1	0	5-0	13	0	0
Pagán, E	0	0	6.00	4	0	0	0	0	3.0	5	3	2	2	0	2-0	2	0	0
Poche, C	0	0	2.08	5	0	0	0	0	4.1	2	1	1	1	0	0-0	6	0	0
Roe, C	0	0	6.75	3	0	0	0	0	2.2	3	2	2	0	0	1-0	2	0	0
Snell, B	0	1	1.69	3	1	0	0	1	5.1	4	1	1	1	0	0-0	7	0	0
Yarbrough, R	1	0	0.00	3	0	0	0	0	3.0	2	0	0	0	0	1-0	1	0	0
Team Total	3	3	2.82	6	6	0	0	1	51.0	48	20	16	6	0	15-0	61	1	0



2013 RAYS POSTSEASON REVIEW

POSTSEASON THE HARD WAY

With a 5-2 win at Texas in a Game 163 tiebreaker on Sep 30, the Rays became the 14th team to enter the post-season via a tiebreaker and only the second in the Wild Card era (since 1995) to win a tiebreaker game on the road (also 1999 Mets)...road teams had been 1-5 previously...the Rays advanced to the ALDS by winning 3 games in which they would have been eliminated had they lost—all over a four-day span in three different cities...in Game 162 on Sep 29 at TOR, the Rays snapped a 2-game losing streak to avoid being passed by Texas in the standings...the Rays snapped the Rangers 7-game win streak on Sep 30 at TEX in Game 163 and the Indians 10-game win streak in the AL Wild Card game on Oct 2 at CLE...the Rays advanced to the postseason for the fourth time in their history, all coming in a six-season span from 2008-13.

SHUTOUT AT CLEVELAND

The Rays blanked the Indians, 4-0, in the AL Wild Card Game behind Alex Cobb, Joel Peralta, Jake McGee and Fernando Rodney...it was the Indians 44th postseason home game in their history, but only the second time they were shut out...the Rays snapped the Indians winning streak covering the last 10 games of the regular season...earlier in the season, the Rays snapped Toronto's 10-game streak...according to the Elias Sports Bureau, the Rays became the first team to snap two 10-game winning streaks (or longer) in one season since the 2006 Rockies (Dodgers-11, Athletics-10).

DONE IN BY THE WORLD CHAMPS

The Rays lost the ALDS to the Red Sox, 3-1...Rays starting pitchers allowed 18 R/16 ER in 17.1 IP in the series and Rays batters hit .179 (5-for-28) with RISP...according to the Elias Sports Bureau, the Rays lone win—in Game 3 at Tropicana Field—was only the second postseason game in which a team took a lead in the bottom of the 8th inning, surrendered it in the 9th and won it in the bottom of the 9th...the first was Game 7 of the 1960 World Series—the Pirates trailed the Yankees, 7-4, entering the bottom of 8th inning, scored 5 runs to take a 9-7 lead, allowed 2 runs in the top of the

WILD CARD vs. CLEVELAND

RAYS WIN 1-0

DATE	SCORE	WINNER	LOSER	ATT
10/2	W, 4-0	Cobb	Salazar	43,579

ALDS vs. BOSTON

RED SOX WIN 3-1

DATE	SCORE	WINNER	LOSER	ATT
10/4	L, 2-12	Lester	Moore	38,177
10/5	L, 4-7	Lackey	Price	38,705
10/7	W, 5-4	Rodney	Uehara	33,675
10/8	L, 1-3	Breslow	McGee	32,807

BOLD INDICATES HOME GAME



JOSE LOBATON

MIKE EHLMANN / GETTY IMAGES

POSTSEASON ROSTER

Manager & Coaches

- 70 Joe Maddon (Manager)
- 50 Stan Boroski (Bullpen)
- 6 Tom Foley (3B)
- 25 George Hendrick (1B)
- 48 Jim Hickey (Pitching)
- 4 Dave Martinez (Bench)
- 44 Jamie Nelson (Coach)
- 17 Derek Shelton (Hitting)
- 65 Don Zimmer (Sr. Advisor)

Pitchers

- 22 Chris Archer (R)
- 53 Alex Cobb (R)
- 58 Jeremy Hellickson (R) **
- 57 Jake McGee (L)
- 55 Matt Moore (L)
- 62 Joel Peralta (R)
- 14 David Price (L) **
- 56 Fernando Rodney (R)
- 54 Alex Torres (L)
- 35 Jamey Wright (R)
- 49 Wesley Wright (L)

Catchers

- 16 Chris Gimenez *
- 59 José Lobaton
- 28 José Molina

Infielders

- 11 Yunel Escobar
- 2 Kelly Johnson
- 21 James Loney
- 3 Evan Longoria
- 1 Sean Rodriguez
- 18 Ben Zobrist

Outfielders

- 7 David DeJesus
- 5 Sam Fuld
- 8 Desmond Jennings
- 20 Matt Joyce
- 41 Kevin Kiermaier *
- 9 Wil Myers

Designated Hitter

- 15 Delmon Young

Field Staff

- Ron Porterfield
(Head Athletic Trainer)
- Paul Harker
(Asst. Athletic Trainer)
- Mark Vinson
(Asst. Athletic Trainer)
- Kevin Barr
(Strength & Cond. Coord.)
- Chris Fernandez
(Video Coord.)
- 77 Scott Cursi
(Bullpen Catcher)

* WILD CARD GAME ROSTER
** ALDS ROSTER



9th and won, 10-9, on Bill Mazerowski's home run leading off the bottom half.

ICE CREAM MAN

In the Rays 5-4 win in Game 3 of the ALDS, catcher José Lobaton became just the 13th player to hit a walk-off home run in a postseason elimination game...he was the first AL player to do it since BOS David Ortiz in Game 4 of the 2004 ALCS vs. NYY... Lobaton, known for eating ice cream after hitting a home run, also became just the third player to hit a walk-off home run to avoid being swept in a postseason series...he joined Ortiz in 2004 and BOS Trot Nixon in Game 3 of 2003 ALDS vs. OAK.

♦ Lobaton's homer was hit into the Rays Touch Tank, the third home run to land there and first by a Rays player...the only previous times were by DET

Miguel Cabrera on June 30, 2013 and LAD Luis Gonzalez on June 24, 2007.

HAPPY BIRTHDAY

In Game 3 of the ALDS, Evan Longoria homered on his 28th birthday, becoming the second player in major league history to hit a postseason homer on his birthday...he joined KC Willie Mays Aikens, who hit 2 HR in Game 1 of the 1980 World Series.

NINE FOR NINE

In the Rays 3-1 loss in Game 4 of the ALDS, Rays Manager Joe Maddon used nine pitchers, which remains tied for the major league postseason record for a 9-inning game...this has been matched once since, by Manager Kevin Cash in the Rays 6-1 loss in Game 5 of the 2019 ALDS at HOU.

2013 RAYS POSTSEASON STATISTICS

BATTERS	AVG	G	AB	R	H	2B	3B	HR	RBI	SH	SF	HBP	BB-I	SO	SB	CS	GDP	OBP	SLG
DeJesus, D	.231	5	13	2	3	1	0	0	1	0	0	2	1-0	6	0	0	1	.375	.308
Escobar, Y	.421	5	19	3	8	2	0	0	2	0	0	0	0-0	1	0	0	1	.421	.526
Fuld, S	.000	2	1	1	0	0	0	0	0	0	0	0	0-0	1	0	0	0	.000	.000
Jennings, D	.313	5	16	1	5	1	0	0	2	0	0	0	2-0	3	1	0	0	.389	.375
Johnson, K	.333	2	3	0	1	0	1	0	0	0	0	0	0-0	2	0	0	0	.333	1.000
Joyce, M	.000	4	8	0	0	0	0	0	0	0	0	0	0-0	4	0	0	0	.000	.000
Kiermaier, K	.000	1	0	0	0	0	0	0	0	0	0	0	0-0	0	0	0	0	.000	.000
Lobaton, J	.286	4	7	1	2	0	0	1	1	0	0	0	0-0	2	0	0	0	.286	.714
Loney, J	.375	5	16	1	6	2	0	0	2	0	0	1	2-0	3	0	0	2	.474	.500
Longoria, E	.176	5	17	2	3	0	0	1	3	0	0	0	3-0	6	0	0	1	.300	.353
McGee, J	.000	1	0	0	0	0	0	0	0	0	0	0	0-0	0	0	0	0	.000	.000
Molina, J	.000	4	8	0	0	0	0	0	0	0	0	0	1-0	4	0	1	0	.111	.000
Myers, W	.100	5	20	0	2	0	0	0	0	0	0	0	1-0	7	0	0	0	.143	.100
Rodney, F	.000	1	0	0	0	0	0	0	0	0	0	0	0-0	0	0	0	0	.000	.000
Rodriguez, S	.167	4	6	1	1	0	0	1	1	0	0	0	0-0	0	0	0	0	.167	.667
Young, D	.273	5	11	1	3	0	0	1	3	0	1	0	1-1	1	0	0	0	.308	.545
Zobrist, B	.167	5	18	3	3	0	0	1	1	0	0	0	2-0	4	0	0	1	.250	.333
Team Total	.227	5	163	16	37	6	1	5	16	0	1	3	13-1	33	1	1	6	.294	.368

PITCHERS	W	L	ERA	G	GS	CG	SHO	SV	IP	H	R	ER	HR	HB	BB-I	SO	WP	BK
Archer, C	0	0	0.00	2	0	0	0	0	1.2	1	0	0	0	0	0-0	2	0	0
Cobb, A	1	0	1.54	2	2	0	0	0	11.2	13	3	2	0	1	3-0	10	1	0
Hellickson, J	0	0	0.00	1	1	0	0	0	1.0	1	0	0	0	0	2-0	0	0	0
McGee, J	0	1	6.00	4	0	0	0	0	3.0	3	2	2	0	0	3-1	3	0	0
Moore, M	0	1	9.95	2	1	0	0	0	6.1	9	8	7	0	1	3-1	7	1	0
Peralta, J	0	0	0.00	3	0	0	0	0	3.1	3	0	0	0	0	1-0	4	1	0
Price, D	0	1	9.00	1	1	0	0	0	7.0	9	7	7	2	0	2-0	5	0	0
Rodney, F	1	0	7.71	3	0	0	0	0	2.1	1	2	2	0	1	3-0	4	1	0
Torres, A	0	0	0.00	3	0	0	0	0	4.0	2	0	0	0	1	0-0	5	0	0
Wright, J	0	0	18.00	2	0	0	0	0	2.0	4	4	4	0	0	3-0	1	0	0
Wright, W	0	0	0.00	2	0	0	0	0	0.2	1	0	0	0	0	1-1	1	0	0
Team Total	2	3	5.02	5	5	0	1	0	43.0	47	26	24	2	4	21-3	42	4	0



2011 RAYS POSTSEASON REVIEW

THIRD TIME IN FOUR YEARS

The Rays advanced to the postseason for the third time in a span of four seasons (2008-11), first time as the AL Wild Card...during that span only two other teams made as many postseason appearances: Phillies (4) and Yankees (3)...the Rays became the third major league team and first AL team to advance to the postseason after starting the season 0-6, and just the second major league team to advance to the postseason after starting 1-8...the 1995 Reds won the NL Central after starting 0-6 and 1-8, and the 1974 Pirates won the NL East after starting 0-6.

ALDS vs. TEXAS

RANGERS WIN 3-1

DATE	SCORE	WINNER	LOSER	ATT
9/30	W, 9-0	Moore	Wilson	50,498
10/1	L, 6-8	Holland	Shields	51,351
10/3	L, 3-4	Lewis	Price	32,828
10/4	L, 3-4	Harrison	Hellickson	28,299

BOLD INDICATES HOME GAME



! MATT MOORE !

SKIP MILOS / TAMPA BAY RAYS

HISTORIC COMEBACK

The Rays became the first team in major league history to be at least 9 GB of a playoff berth in September and make the postseason...the Rays were 9 GB of playoff contention on Sep 3...the 2011 World Series champion Cardinals were 8.5 GB on Sep 5...the Rays were 16-8 and the Red Sox were 6-18 over the last 24 games of the regular season, starting Sep 4.

RAYS vs. RANGERS, PART II

For the second year in a row, the Rays lost to the Rangers in the ALDS...the Rays actually outscored the Rangers, 21-16, but lost the series, 3-1...in these two series, the visiting teams went 8-1...the Rays went 3-1 with 26 runs and 21 XBH at Texas, but 0-5 with 8 runs and 8 XBH at home.

MATT MOORE

At 22 years, 104 days, Matt Moore became the youngest starting pitcher ever to win his team's first game of the postseason...previously that mark was held by CIN Gary Nolan (22 years, 129 days) in the 1970 NLCS...Moore did not allow a run in 7 IP in the Rays 9-0 win over the Rangers in Game 1 of the ALDS at TEX...he allowed 2 hits, 2 BB and recorded 6 SO while throwing 98 pitches.

♦ Moore became the fifth rookie starter to win his team's first game of the postseason and the first to do it since NYY Jim Beattie in Game 1 of the 1978 ALCS over the Royals...he also became the first rookie in major league history to go at least 7 IP and allow no runs and 2 hits (or fewer) in a postseason game...he remains the 2nd-youngest pitcher to ever do that, behind NYY Waite Hoyt (22 years, 27 days) in Game 2 of the 1921 World Series vs. the New York Giants.

POSTSEASON ROSTER

Manager & Coaches

- 70 Joe Maddon (Manager)
- 46 Stan Boroski (Asst. Pitching)
- 6 Tom Foley (3B)
- 25 George Hendrick (1B)
- 48 Jim Hickey (Pitching)
- 4 Dave Martinez (Bench)
- 7 Bobby Ramos (Bullpen)
- 17 Derek Shelton (Hitting)
- 63 Don Zimmer (Sr. Advisor)

Pitchers

- 37 Juan Cruz (R)
- 40 Wade Davis (R)
- 43 Kyle Farnsworth (R)
- 47 Brandon Gomes (R)
- 58 Jeremy Hellickson (R)
- 74 J.P. Howell (L)
- 57 Jake McGee (L)
- 55 Matt Moore (L)
- 62 Joel Peralta (R)
- 14 David Price (L)
- 33 James Shields (R)

Catchers

- 28 John Jaso
- 31 José Lobaton
- 10 Kelly Shoppach

Infielders

- 15 Reid Brignac
- 9 Elliot Johnson
- 11 Casey Kotchman
- 3 Evan Longoria
- 1 Sean Rodriguez
- 18 Ben Zobrist

Outfielders

- 22 Johnny Damon
- 5 Sam Fuld
- 8 Desmond Jennings
- 20 Matt Joyce
- 2 B.J. Upton

Field Staff

- Ron Porterfield
(Head Athletic Trainer)
- Paul Harker
(Asst. Athletic Trainer)
- Mark Vinson
(Asst. Athletic Trainer)
- Kevin Barr
(Strength & Cond. Coord.)
- Chris Fernandez
(Video Coord.)
- 77 Scott Cursi
(Bullpen Catcher)



♦ His .091 opp avg. (3-for-33) remains the 2nd-lowest ever by a rookie in the postseason (min. 10 IP), topped only by PIT Bruce Kison in 1971 (.088)...is one of 14 rookies all-time to post a sub-1.00 ERA in the postseason (min. 10 IP)...he was the first to do that since NYY Orlando Hernández in 1998.

REMARKABLE ROOKIES

Matt Moore and Jeremy Hellickson started Game 1 and Game 4 of the ALDS...the Rays were the 10th team, first since the 2007 Rockies, to use two rookie starters in the postseason...the Rays had seven rookies on their 25-man postseason roster.

JAMES SHIELDS

Started and lost Game 2 of the ALDS at Texas, 8-6...took a 3-0 lead into the 4th inning but allowed 5 runs that frame, which included 2 HBP and 2 WP...he remains the only pitcher in major league history with 2 HBP and 2 WP in a postseason game...it was the first time in his career (in 190 regular and postseason starts) with 2 HBP in an inning and only the second time he threw 2 WP in an inning (also July 6, 2007 at KC)...his line: 5 IP, 8 H, 7 R/ER, 0 BB, 6 SO.

2011 RAYS POSTSEASON STATISTICS

BATTERS	AVG	G	AB	R	H	2B	3B	HR	RBI	SH	SF	HBP	BB-I	SO	SB	CS	GDP	OBP	SLG
Brignac, R	.000	3	1	0	0	0	0	0	0	0	0	0	1-0	0	0	0	0	.500	.000
Damon, J	.235	4	17	3	4	0	0	1	3	0	0	0	0-0	4	0	0	0	.235	.412
Fuld, S	.000	3	3	0	0	0	0	0	0	0	0	0	0-0	1	0	0	0	.000	.000
Jaso, J	.000	2	4	0	0	0	0	0	0	0	0	0	0-0	1	0	0	0	.000	.000
Jennings, D	.333	4	15	3	5	1	0	2	2	0	0	0	3-0	1	0	0	0	.444	.800
Johnson, E	.000	1	0	0	0	0	0	0	0	0	0	0	0-0	0	0	0	0	.000	.000
Joyce, M	.200	4	15	1	3	1	0	1	4	0	0	0	1-0	5	0	0	0	.250	.467
Kotchman, C	.250	4	16	1	4	1	0	0	2	0	0	0	0-0	1	0	0	0	.250	.313
Longoria, E	.188	4	16	2	3	0	0	1	3	0	0	0	2-0	8	0	0	0	.278	.375
Rodríguez, S	.167	4	12	3	2	1	0	0	1	0	0	0	2-0	0	0	0	0	.286	.250
Shoppach, K	.400	4	10	3	4	0	0	2	6	0	0	0	1-0	4	0	0	1	.455	1.000
Upton, B	.286	4	14	3	4	3	0	0	0	0	0	0	4-0	6	1	2	0	.444	.500
Zobrist, B	.235	4	17	2	4	0	0	0	0	0	0	1	0-0	4	0	0	0	.278	.235
Team Total	.236	4	140	21	33	7	0	7	21	0	0	1	14-0	35	1	2	1	.310	.436

PITCHERS	W	L	ERA	G	GS	CG	SHO	SV	IP	H	R	ER	HR	HB	BB-I	SO	WP	BK
Cruz, J	0	0	0.00	2	0	0	0	0	2.0	1	0	0	0	0	2-1	2	0	0
Davis, W	0	0	0.00	2	0	0	0	0	2.1	1	0	0	0	0	1-0	1	0	0
Gomes, B	0	0	7.71	3	0	0	0	0	2.1	1	2	2	1	0	2-0	3	0	0
Hellickson, J	0	1	6.75	1	1	0	0	0	4.0	4	3	3	3	0	1-0	1	0	0
Howell, J	0	0	--	1	0	0	0	0	0.0	1	0	0	0	0	0-0	0	0	0
McGee, J	0	0	0.00	1	0	0	0	0	0.1	0	0	0	0	1	0-0	0	0	0
Moore, M	1	0	0.90	2	1	0	0	0	10.0	3	1	1	1	1	3-0	8	1	0
Peralta, J	0	0	0.00	3	0	0	0	0	2.1	1	0	0	0	0	2-0	0	0	0
Price, D	0	1	4.05	1	1	0	0	0	6.2	7	3	3	1	0	1-0	3	1	0
Shields, J	0	1	12.60	1	1	0	0	0	5.0	8	7	7	0	2	0-0	6	2	0
Team Total	1	3	4.11	4	4	0	1	0	35.0	27	16	16	6	4	12-1	24	4	0



2010 RAYS POSTSEASON REVIEW

2010 POSTSEASON

The Rays won the AL East for the second time in three years...after the current divisional format was adopted in 1994, the Rays became the first team other than the Yankees to win two AL East championships in a full 162-game season...with 96 wins, the Rays led the AL in wins for the first time and finished 2nd in the majors to the Phillies (97)...in addition, the Rays became:

- ◆ The first team in major league history to endure 10 straight losing seasons, then make the postseason two of the next three seasons.
- ◆ The first team to average 90-plus wins over three consecutive seasons after 10 straight losing seasons.
- ◆ The fourth team to average 90-plus wins over three seasons after averaging 90-plus losses the three previous seasons, joining the 1996–2001 Athletics, 1975–80 Brewers and 1988–93 Atlanta Braves.

RANGERS DEFEAT RAYS IN ALDS

For the first time in major league history, the road team won every game of a postseason series...the Rays became the first team in major league history to lose three home games in any 5-game postseason series...it was the first ALDS to reach 5 games in five years—since the Angels won at home over the Yankees in 2005.

- ◆ The Rays became the third team to force a Game 5 in a best-of-five series after losing the first two games of the series at home...the 1981 Brewers (vs. New York) and 2001 Yankees (vs. Oakland) did it before them...a division series was necessary in 1981 due to the split season.
- ◆ The Rays became the 11th team to force a Game 5 in a 5-game series after losing the first two games (home or road)...the Rays were the first team since the 1981 Brewers to force a Game 5 after an 0-2 start and lose Game 5.

DAVID PRICE AND CLIFF LEE

Price had 14 SO and 0 BB in the series, and Lee had 21 SO and 0 BB...no pitchers in baseball history have totaled more strikeouts without allowing a walk in a postseason series than Lee and Price...ATL Kevin Millwood (2002 NLDS) and CLE Andrew Miller (2016 ALCS) have tied Price's mark.

ALDS vs. TEXAS

RANGERS WIN 3-2

DATE	SCORE	WINNER	LOSER	ATT
10/6	L, 1-5	Lee	Price	35,474
10/7	L, 0-6	Wilson	Shields	35,535
10/9	W, 6-3	Benoit	Oliver	51,746
10/10	W, 5-2	Davis	Hunter	49,218
10/12	L, 1-5	Lee	Price	41,845

BOLD INDICATES HOME GAME



DAVID PRICE

SKIP MILIOS / TAMPA BAY RAYS

POSTSEASON ROSTER

Manager & Coaches

- 70 Joe Maddon (Manager)
- 46 Stan Boroski (Asst. Pitching)
- 6 Tom Foley (3B)
- 25 George Hendrick (1B)
- 48 Jim Hickey (Pitching)
- 4 Dave Martinez (Bench)
- 7 Bobby Ramos (Bullpen)
- 17 Derek Shelton (Hitting)
- 62 Don Zimmer (Sr. Advisor)

Pitchers

- 50 Grant Balfour (R)
- 53 Joaquin Benoit (R)
- 36 Randy Choate (L)
- 40 Wade Davis (R)
- 22 Matt Garza (R)
- 34 Jeff Niemann (R)
- 14 David Price (L)
- 55 Chad Qualls (R)
- 33 James Shields (R)
- 29 Rafael Soriano (R)
- 35 Dan Wheeler (R)

Catchers

- 28 John Jaso
- 10 Kelly Shoppach

Infielders

- 16 Willy Aybar *
- 8 Jason Bartlett
- 15 Reid Brignac
- 24 Dan Johnson
- 3 Evan Longoria
- 23 Carlos Peña
- 1 Sean Rodriguez

Outfielders

- 5 Rocco Baldelli
- 13 Carl Crawford
- 27 Desmond Jennings
- 20 Matt Joyce
- 2 B.J. Upton
- 18 Ben Zobrist

Field Staff

- Ron Porterfield
(Head Athletic Trainer)
- Paul Harker
(Asst. Athletic Trainer)
- Nick Paparesta
(Asst. Athletic Trainer)
- Kevin Barr
(Strength & Cond. Coord.)
- Chris Fernandez
(Video Coord.)
- 77 Scott Cursi
(Bullpen Catcher)

* REPLACED INJURED ROCCO BALDELLI ON ALDS ROSTER PRIOR TO GAME 2



- ◆ Price lost to Lee twice at home in the series, posting a 4.97 ERA (12.2-IP, 7-ER)...he went 9-2 with a 1.96 ERA (114.2-IP, 25-ER) at home during the regular season...prior to the series, he was 4-0 with a 1.79 ERA (45.1-IP, 9-ER) in 7 starts vs. former Cy Young Award winners, and the Rays won all 7 games.
- ◆ At the time, Lee set an ALDS record with 21 SO and tied SD Kevin Brown in 1998 for the overall LDS record...this record is now held by HOU Gerrit Cole (25) in 2019...Rangers pitching set a Division Series record at the time with 55 SO, topping the 1998 Padres (49 SO vs. HOU)...the 2001 Indians (48 vs. SEA) held the previous ALDS record...the Rangers staff posted a 2.40 ERA (45-IP, 12-ER), including a 1.15 ERA (31.1-IP, 4-ER) by Rangers starters.

ODDS AND ENDS

- ◆ The battery of Wade Davis and John Jaso in Game 4 marked the first time in 63 years a team started a rookie pitcher and a rookie catcher in a postseason win...in Game 7 of the 1947 World Series, the Yankees defeated the Brooklyn Dodgers, 5-2, with a battery of Spec Shea and Yogi Berra.
- ◆ Carlos Peña became the first player in history with a single, double, triple and home run in four consecutive postseason at-bats (last 2 AB of Game 3 and first 2 AB of Game 4).

2010 RAYS POSTSEASON STATISTICS

BATTERS	AVG	G	AB	R	H	2B	3B	HR	RBI	SH	SF	HBP	BB-I	SO	SB	CS	GDP	OBP	SLG
Aybar, W	.167	3	6	0	1	1	0	0	0	0	0	0	0-0	2	0	0	0	.167	.333
Baldelli, R	.000	1	3	0	0	0	0	0	0	0	0	0	0-0	2	0	0	0	.000	.000
Bartlett, J	.400	5	15	0	6	1	0	0	0	0	0	1	1-0	1	0	0	0	.471	.467
Brignac, R	.000	2	3	0	0	0	0	0	0	0	0	0	0-0	3	0	0	0	.000	.000
Crawford, C	.143	5	21	1	3	0	0	1	1	0	0	0	0-0	4	1	0	1	.143	.286
Jaso, J	.300	3	10	0	3	0	0	0	1	0	0	0	1-0	2	0	0	0	.364	.300
Jennings, D	.000	2	2	1	0	0	0	0	0	0	0	0	0-0	1	0	0	0	.000	.000
Johnson, D	.222	5	9	1	2	1	0	0	0	0	0	0	3-0	4	0	0	1	.417	.333
Joyce, M	.222	4	9	0	2	0	0	0	0	0	0	0	0-0	4	1	0	0	.222	.222
Longoria, E	.200	5	20	2	4	2	0	1	2	0	0	0	1-0	4	0	0	0	.238	.450
Pena, C	.286	4	14	4	4	1	1	1	4	0	0	0	3-0	7	0	0	0	.412	.714
Rodríguez, S	.200	4	10	2	2	0	0	0	0	0	0	0	0-0	5	0	0	0	.200	.200
Shoppach, K	.000	3	9	0	0	0	0	0	0	0	0	0	1-0	3	0	0	0	.100	.000
Upton, B	.190	5	21	0	4	2	0	0	2	0	0	0	0-0	7	2	0	0	.190	.286
Zobrist, B	.300	5	20	2	6	2	0	1	2	0	0	0	2-0	6	0	0	0	.364	.550
Team Total	.215	5	172	13	37	10	1	4	12	0	0	1	12-0	55	4	0	2	.270	.355

PITCHERS	W	L	ERA	G	GS	CG	SHO	SV	IP	H	R	ER	HR	HB	BB-I	SO	WP	BK
Balfour, G	0	0	0.00	3	0	0	0	0	3.2	2	0	0	0	0	0-0	1	0	0
Benoit, J	1	0	0.00	3	0	0	0	0	3.2	0	0	0	0	0	0-0	3	0	0
Choate, R	0	0	0.00	3	0	0	0	0	1.0	0	0	0	0	0	0-0	0	0	0
Davis, W	1	0	3.60	1	1	0	0	0	5.0	7	2	2	1	0	3-0	7	0	0
Garza, M	0	0	1.50	1	1	0	0	0	6.0	5	2	1	1	0	2-0	4	0	0
Niemann, J	0	0	0.00	1	0	0	0	0	3.0	1	0	0	0	0	1-0	4	0	0
Price, D	0	2	4.97	2	2	0	0	0	12.2	17	8	7	2	0	0-0	14	0	0
Qualls, C	0	0	10.80	2	0	0	0	0	1.2	4	2	2	1	0	0-0	0	0	0
Shields, J	0	1	8.31	1	1	0	0	0	4.1	4	4	4	1	2	0-0	2	0	0
Soriano, R	0	0	9.00	3	0	0	0	1	3.0	4	3	3	2	0	0-0	1	0	0
Wheeler, D	0	0	0.00	1	0	0	0	0	1.0	0	0	0	0	0	0-0	2	0	0
Team Total	2	3	3.80	5	5	0	0	1	45.0	44	21	19	8	2	6-0	38	0	0



2008 RAYS POSTSEASON REVIEW

2008 POSTSEASON

Only one team in major league history lost more games than the Rays (96) the year before going to the World Series: the 1991 Braves, who were 65-97...the Rays were the second team in major league history and the fifth team in the four major sports to advance to its league's championship series the year after having the worst record in the league...the others to do that: 1991 Braves, 1958-59 Minneapolis Lakers, 1958-59 Toronto Maple Leafs and 1949-50 New York Rangers.

RAYS SET A.L. POSTSEASON HOMER MARK

The Rays hit 26 HR in 16 games in the postseason, an AL record at the time...the previous record was 24, by the Angels in 2002...that mark remains one shy of the major league record, shared by the 2017 Astros and 2002 Giants...the Rays had 10 different players homer.

- The Rays hit 16 HR in the ALCS, most in LCS history, ahead of the Astros (14) in 2004...they belted 13 HR from Games 2-5, most home runs over a 4-game stretch in postseason history.
- B.J. Upton's 7 HR in the postseason remain 1 HR shy of the major league record for a single postseason (8, SF Barry Bonds in 2002, HOU Carlos Beltran in 2004 and TEX Nelson Cruz in 2011)...four of his 7 HR came in the ALCS, tying the LCS record at the time...he became the first player to hit 5 HR (or more) in the postseason after hitting 10 HR (or fewer) during the regular season.
- Evan Longoria's 6 HR remains a record for a major league rookie in a single postseason...the previous record was 4 HR, by FLA Miguel Cabrera in 2003...four of his 6 HR came in the ALCS, tying the LCS record at the time...all 4 HR in

ALDS vs. CHICAGO

RAYS WIN 3-1

DATE	SCORE	WINNER	LOSER	ATT
10/2	W, 6-4	Shields	Vazquez	35,041
10/3	W, 6-2	Kazmir	Buehrle	35,257
10/5	L, 3-5	Danks	Garza	40,142
10/6	W, 6-2	Sonnanstine	Floyd	40,454

ALCS vs. BOSTON

RAYS WIN 4-3

DATE	SCORE	WINNER	LOSER	ATT
10/10	L, 0-2	Matsuzaka	Shields	35,001
10/11	W, 9-8 (11)	Price	Timlin	34,904
10/13	W, 9-1	Garza	Lester	38,031
10/14	W, 13-4	Sonnanstine	Wakefield	38,133
10/16	L, 7-8	Masterson	Howell	38,437
10/18	L, 2-4	Beckett	Shields	40,947
10/19	W, 3-1	Garza	Lester	40,473

WORLD SERIES vs. PHILADELPHIA

PHILLIES WIN 4-1

DATE	SCORE	WINNER	LOSER	ATT
10/22	L, 2-3	Hamels	Kazmir	40,783
10/23	W, 4-2	Shields	Myers	40,843
10/25	L, 4-5	Romero	Howell	45,900
10/26	L, 2-10	Blanton	Sonnanstine	45,903
10/27 & 29	L, 3-4	Romero	Howell	45,940

BOLD INDICATES HOME GAME



I MATT GARZA I

SKIP MILLOS / TAMPA BAY RAYS

POSTSEASON ROSTER

Manager & Coaches

- 70 Joe Maddon (Manager)
- 17 Brian Anderson (Asst. Pitching)
- 72 Tim Bogar (Quality Assurance)
- 6 Tom Foley (3B)
- 55 Steve Henderson (Hitting)
- 25 George Hendrick (1B)
- 48 Jim Hickey (Pitching)
- 4 Dave Martinez (Bench)
- 7 Bobby Ramos (Bullpen)
- 61 Don Zimmer (Sr. Advisor)

Pitchers

- 50 Grant Balfour (R)
- 53 Chad Bradford (R)
- 22 Matt Garza (R)
- 39 J.P. Howell (L)
- 36 Edwin Jackson (R) **
- 19 Scott Kazmir (R)
- 57 Trevor Miller (L)
- 14 David Price (L)
- 33 James Shields (R)
- 21 Andy Sonnanstine (R)
- 35 Dan Wheeler (R)

Catchers

- 41 Michel Hernández
- 30 Dioner Navarro

Infielders

- 16 Willy Aybar
- 8 Jason Bartlett
- 1 Akinori Iwamura
- 3 Evan Longoria
- 23 Carlos Peña
- 18 Ben Zobrist

Outfielders

- 5 Rocco Baldelli
- 13 Carl Crawford
- 26 Gabe Gross
- 32 Eric Hinske *
- 38 Fernando Perez
- 2 B.J. Upton

Designated Hitter

- 15 Cliff Floyd

Field Staff

- Ron Porterfield (Head Athletic Trainer)
- Paul Harker (Asst. Athletic Trainer)
- Mark Vinson (Asst. Athletic Trainer)
- Kevin Barr (Strength & Cond. Coord.)
- Chris Fernandez (Video Coord.)
- 77 Scott Cursi (Bullpen Catcher)

*ALDS, WS ROSTER ONLY; REPLACED INJURED CLIFF FLOYD ON WS ROSTER BEFORE GAME 4
**ALCS, WS ROSTER ONLY



the ALCS came in consecutive games (Games 2-5), which remains tied for a LCS record...he turned 23 on Oct 7, the youngest player in major league history to hit 6 HR (or more) in a single postseason.

RAYS SET POSTSEASON STEAL MARK

The Rays recorded 24 SB in the postseason, which remains a major league record ahead of the 1992 Braves (20) and 1975 Reds (20)...the Rays were caught just three times in the 16 games.

ALCS MVP MATT GARZA

Matt Garza went 2-0 with a 1.38 ERA (13-IP, 8-H, 2-ER, 6-BB, 14-SO) in the ALCS...he won Game 3 and Game 7 for the Rays...it was the 11th time that a pitcher won ALCS MVP honors (10th different

pitcher)...at 24, Garza became the youngest pitcher ever to win ALCS MVP honors, surpassing Mike Boddicker (26) of the 1983 Orioles.

DAVID PRICE


The 23-year-old top overall pick of the 2007 June Draft became the quickest No. 1 overall selection to play in the World Series...earned his first win at the major league level in Game 2 of the ALCS and recorded the final four outs in Game 7 for his first career save...became the third rookie pitcher to record a win and a save in the same postseason series, joining STL Adam Wainwright (2006 World Series) and CIN Rawly Eastwick (1975 NLCS, 1975 World Series)...two other rookie pitchers have joined this list since then, most recently SF Hunter Strickland in the 2014 NLDS.

2008 RAYS POSTSEASON STATISTICS

BATTERS	AVG	G	AB	R	H	2B	3B	HR	RBI	SH	SF	HBP	BB-I	SO	SB	CS	GDP	OBP	SLG
Aybar, W	.353	14	34	5	12	2	0	2	7	1	1	0	1-0	6	0	0	0	.361	.588
Baldelli, R	.200	8	20	4	4	0	0	2	6	0	0	0	3-0	5	0	0	0	.304	.500
Bartlett, J	.235	16	51	8	12	1	1	1	3	1	0	2	4-0	10	2	0	2	.316	.353
Crawford, C	.290	16	62	9	18	3	1	2	8	0	0	1	3-0	10	7	0	0	.333	.468
Floyd, C	.222	7	18	3	4	1	0	1	2	0	0	0	0-0	7	0	0	0	.222	.444
Garza, M	.000	1	2	0	0	0	0	0	0	0	0	0	0-0	0	0	0	0	.000	.000
Gross, G	.053	10	19	0	1	0	0	0	2	0	1	0	3-0	7	2	0	1	.174	.053
Hinske, E	.500	2	2	1	1	0	0	1	1	0	0	0	0-0	1	0	0	0	.500	2.000
Iwamura, A	.273	16	66	8	18	4	1	1	5	0	0	0	7-1	12	2	0	0	.342	.409
Kazmir, S	.000	1	2	0	0	0	0	0	0	0	0	0	0-0	2	0	0	0	.000	.000
Longoria, E	.194	16	62	10	12	3	0	6	13	0	0	0	5-0	20	1	0	3	.254	.532
Navarro, D	.293	16	58	4	17	4	0	0	5	0	0	0	4-0	11	0	1	2	.339	.362
Pena, C	.264	15	53	9	14	2	0	3	10	0	0	0	10-2	17	3	2	1	.381	.472
Perez, F	.111	5	9	2	1	0	0	0	0	0	0	0	0-0	2	1	0	0	.111	.111
Sonnanstine, A	1.000	1	1	0	1	0	0	0	0	0	0	0	0-0	0	0	0	0	1.000	1.000
Upton, B	.288	16	66	16	19	1	1	7	16	0	1	0	5-1	16	6	0	4	.333	.652
Zobrist, B	.091	7	11	0	1	0	0	0	0	0	0	0	2-0	0	0	0	0	.231	.091
Team Total	.252	16	536	79	135	21	4	26	78	3	3	3	47-4	126	24	3	13	.314	.451

PITCHERS	W	L	ERA	G	GS	CG	SHO	SV	IP	H	R	ER	HR	HB	BB-I	SO	WP	BK
Balfour, G	0	0	6.23	10	0	0	0	0	8.2	11	6	6	2	1	8-3	7	1	0
Bradford, C	0	0	1.13	7	0	0	0	0	8.0	6	1	1	0	0	3-1	3	0	0
Garza, M	2	1	3.96	4	4	0	0	0	25.0	21	11	11	4	1	12-0	25	2	0
Howell, J	0	3	3.00	12	0	0	0	0	12.0	9	4	4	0	2	4-1	17	1	0
Jackson, E	0	0	2.08	3	0	0	0	0	4.1	2	1	1	1	0	3-1	5	0	0
Kazmir, S	1	1	4.21	5	5	0	0	0	25.2	26	12	12	4	3	18-0	22	1	0
Miller, T	0	0	10.80	6	0	0	0	0	1.2	2	2	2	1	0	3-0	2	0	0
Price, D	1	0	1.59	5	0	0	0	1	5.2	2	2	1	1	0	4-0	8	0	0
Shields, J	2	2	2.88	4	4	0	0	0	25.0	28	9	8	3	1	8-0	17	1	0
Sonnanstine, A	2	1	4.24	3	3	0	0	0	17.0	15	11	8	4	0	5-0	8	0	0
Wheeler, D	0	0	6.23	7	0	0	0	1	8.2	9	6	6	3	0	4-0	9	1	0
Team Total	8	8	3.81	16	16	0	0	2	141.2	131	65	60	23	8	72-6	123	7	0





RAYS OPPONENTS



The 2020 season will mark the first time the Rays play a National League opponent on Opening Day, as they host the Pirates for three games from March 26-29. It will be the first time the Rays have faced Chris Archer since trading their four-time Opening Day starter and two-time All-Star to Pittsburgh on July 31, 2018. Other interleague highlights include a three-game set at Wrigley Field (July 3-5), and two home games (May 30-31) and two road games (July 7-8) against the Brewers.

JOE SARGENT / GETTY IMAGES; STACY REVERE / GETTY IMAGES

AMERICAN LEAGUE OPPONENTS



**BALTIMORE
ORIOLES**
A.L. EAST

SERIES FACTS

Last TB 3-Game Sweep, at TB	9/7-9/18
Last TB 4-Game Sweep, at TB	9/20-23/13
Last TB 3-Game Sweep, at BAL	5/17-19/13
Last TB 4-Game Sweep, at BAL	9/22-24/08
Last BAL 3-Game Sweep, at TB	5/6-8/14
Last BAL 4-Game Sweep, at TB	N/A
Last BAL 3-Game Sweep, at BAL	9/11-13/12
Last BAL 4-Game Sweep, at BAL	6/24-26/16
Largest Crowd at TB	42,486; 5/9/98
Largest Crowd at BAL	47,628; 5/17/98
Most Runs Scored vs. BAL	17, 9/5/07 at TB
Most Runs Allowed vs. BAL	17, 2x-last 5/13/18 at BAL
Largest Margin of Victory	15 (17-2), 9/5/07 at TB
Largest Margin of Defeat	16, 2x-last (1-17), 5/13/18 at BAL
Longest Winning Streak	12, 4/30-9/24/08
Longest Losing Streak	8, 4/18-8/3/07

* DUE TO UNREST IN THE CITY OF BALTIMORE, THREE GAMES (MAY 1-3) WERE MOVED FROM ORIOLE PARK AT CAMDEN YARDS TO TROPICANA FIELD. RAYS BATTED FIRST, BUT STATISTICS WERE RECORDED AS RAYS HOME STATS. ATTENDANCE FIGURES WERE RECORDED AS ORIOLES HOME GAMES.



**BOSTON
RED SOX**
A.L. EAST

SERIES FACTS

Last TB 3-Game Sweep, at TB	8/24-26/18
Last TB 4-Game Sweep, at TB	N/A
Last TB 3-Game Sweep, at BOS	7/30-8/1/19
Last TB 4-Game Sweep, at BOS	4/16-19/10
Last BOS 3-Game Sweep, at TB	4/19-21/19
Last BOS 4-Game Sweep, at TB	9/9-12/02
Last BOS 3-Game Sweep, at BOS	4/5-8/18
Last BOS 4-Game Sweep, at BOS	5/25-28/06
Largest Crowd at TB	41,169; 6/20/98
Largest Crowd at BOS	38,525; 8/16/11
Most Runs Scored vs. BOS	16, 4/11/11 at BOS
Most Runs Allowed vs. BOS	22, 7/23/02 at BOS
Largest Margin of Victory	13 (13-0), 4/30/09 at TB
Largest Margin of Defeat	18 (4-22), 7/23/02 at BOS
Longest Winning Streak	6, 2x-last 7/24-9/21/19
Longest Losing Streak	11, 4/6-6/26/01

ALL-TIME RESULTS

YEAR	OVERALL	HOME	ROAD
1998	7-5	2-4	5-1
1999	7-5	4-2	3-3
2000	5-8	4-3	1-5
2001	9-10	4-5	5-5
2002	9-10	5-5	4-5
2003	11-8	7-2	4-6
2004	8-11	4-6	4-5
2005	6-12	4-5	2-7
2006	6-13	4-6	2-7
2007	7-11	4-5	3-6
2008	15-3	8-1	7-2
2009	10-8	6-3	4-5
2010	11-7	5-4	6-3
2011	9-9	3-6	6-3
2012	8-10	5-4	3-6
2013	13-6	7-3	6-3
2014	7-12	3-6	4-6
2015	9-10	5-8 *	4-2
2016	6-13	4-5	2-8
2017	11-8	6-3	5-5
2018	11-8	7-2	4-6
2019	12-7	6-3	6-4
Totals	197-194	107-91	90-103

ALL-TIME RESULTS

YEAR	OVERALL	HOME	ROAD
1998	3-9	2-4	1-5
1999	9-4	4-3	5-1
2000	6-6	4-2	2-4
2001	5-14	2-7	3-7
2002	3-16	0-10	3-6
2003	7-12	5-5	2-7
2004	5-14	3-6	2-8
2005	6-13	5-4	1-9
2006	9-10	7-3	2-7
2007	5-13	3-6	2-7
2008	10-8	8-1	2-7
2009	9-9	6-3	3-6
2010	11-7	5-4	6-3
2011	12-6	5-4	7-2
2012	9-9	4-5	5-4
2013	7-12	3-6	4-6
2014	10-9	7-3	3-6
2015	10-9	4-5	6-4
2016	7-12	4-6	3-6
2017	8-11	4-5	4-6
2018	8-11	5-5	3-6
2019	12-7	4-6	8-1
Totals	171-221	94-103	77-118





CHICAGO WHITE SOX

A.L. CENTRAL

SERIES FACTS

Last TB 3-Game Sweep, at TB	6/12-14/15
Last TB 4-Game Sweep, at TB	7/26-29/10
Last TB 3-Game Sweep, at CWS	4/8-10/19
Last TB 4-Game Sweep, at CWS	N/A
Last CWS 3-Game Sweep, at TB	8/3-5/18
Last CWS 4-Game Sweep, at TB	6/25-28/07
Last CWS 3-Game Sweep, at CWS	7/4-6/05
Last CWS 4-Game Sweep, at CWS	N/A
Largest Crowd at TB	36,599; 4/4/98
Largest Crowd at CWS	39,024; 7/20/09
Most Runs Scored vs. CWS	12, 2x-last 4/21/10 at CWS
Most Runs Allowed vs. CWS	13, 2x-last 9/27/16 at CWS
Largest Margin of Victory	12 (12-0), 4/21/10 at CWS
Largest Margin of Defeat	10 (2-12), 4/19/09 at TB
Longest Winning Streak	5, 3x-last 6/12-8/4/15
Longest Losing Streak	6, 6/25/07-4/18/08

ALL-TIME RESULTS

YEAR	OVERALL	HOME	ROAD
1998	6-5	3-3	3-2
1999	4-6	2-2	2-4
2000	4-6	2-4	2-2
2001	2-5	1-2	1-3
2002	3-4	2-2	1-2
2003	3-3	2-1	1-2
2004	2-4	1-2	1-2
2005	2-4	2-1	0-3
2006	3-3	2-1	1-2
2007	1-6	0-4	1-2
2008	6-4	4-3	2-1
2009	2-6	1-3	1-3
2010	4-3	2-2	2-1
2011	4-4	3-1	1-3
2012	3-4	0-3	3-1
2013	5-2	3-0	2-2
2014	2-5	1-2	1-3
2015	5-1	3-0	2-1
2016	3-4	2-1	1-3
2017	3-3	2-1	1-2
2018	2-4	0-3	2-1
2019	4-2	1-2	3-0
Totals	73-88	39-43	34-45



CLEVELAND INDIANS

A.L. CENTRAL

SERIES FACTS

Last TB 3-Game Sweep, at TB	8/30-9/1/19
Last TB 4-Game Sweep, at TB	N/A
Last TB 3-Game Sweep, at CLE	8/12-14/05
Last TB 4-Game Sweep, at CLE	N/A
Last CLE 3-Game Sweep, at TB	8/22-24/03
Last CLE 4-Game Sweep, at TB	6/29-7/2/15
Last CLE 3-Game Sweep, at CLE	6/20-22/16
Last CLE 4-Game Sweep, at CLE	5/25-28/09
Largest Crowd at TB	40,329; 4/7/00
Largest Crowd at CLE	43,303; 8/27/99
Most Runs Scored vs. CLE	13, 8/24/05 at TB
Most Runs Allowed vs. CLE	20, 5/7/99 at CLE
Largest Margin of Victory	10 (13-3), 8/24/05 at TB
Largest Margin of Defeat	13, 2x-last (0-13), 4/7/13 at TB
Longest Winning Streak	6, 5/21/04-8/14/05
Longest Losing Streak	7, 2x-last 4/22-8/18/07

ALL-TIME RESULTS

YEAR	OVERALL	HOME	ROAD
1998	3-7	3-2	0-5
1999	4-5	2-1	2-4
2000	2-8	1-5	1-3
2001	1-5	0-3	1-2
2002	2-4	1-2	1-2
2003	2-5	0-3	2-2
2004	3-3	3-0	0-3
2005	6-4	1-3	5-1
2006	1-6	1-2	0-4
2007	2-8	2-4	0-4
2008	2-5	2-1	0-4
2009	3-5	3-1	0-4
2010	7-2	5-1	2-1
2011	4-2	2-1	2-1
2012	4-4	2-2	2-2
2013	4-2	2-1	2-1
2014	2-4	1-2	1-2
2015	2-5	0-4	2-1
2016	1-5	1-2	0-3
2017	3-4	1-3	2-1
2018	4-2	2-1	2-1
2019	6-1	3-0	3-1
Totals	68-96	38-44	30-52





DETROIT TIGERS

A.L. CENTRAL

SERIES FACTS

Last TB 3-Game Sweep, at TB	7/9-11/18
Last TB 4-Game Sweep, at TB	7/26-29/10
Last TB 3-Game Sweep, at DET	N/A
Last TB 4-Game Sweep, at DET	N/A
Last DET 3-Game Sweep, at TB	9/4-6/09
Last DET 4-Game Sweep, at TB	6/30-7/3/16
Last DET 3-Game Sweep, at DET	N/A
Last DET 4-Game Sweep, at DET	N/A
Largest Crowd at TB	45,369; 3/31/98
Largest Crowd at DET	45,768; 4/7/98
Most Runs Scored vs. DET	14, 5/3/99 at TB
Most Runs Allowed vs. DET	18, 5/18/01 at TB
Largest Margin of Victory	8, 7x-last (9-1), 6/18/17 at DET
Largest Margin of Defeat	16 (2-18), 5/18/01 at TB
Longest Winning Streak	6, 7/26-8/10/10
Longest Losing Streak	6, 2x-last 5/21-7/3/16

ALL-TIME RESULTS

YEAR	OVERALL	HOME	ROAD
1998	6-5	3-3	3-2
1999	5-4	3-3	2-1
2000	5-4	1-2	4-2
2001	2-4	1-2	1-2
2002	4-2	3-0	1-2
2003	4-2	2-1	2-1
2004	3-3	1-2	2-1
2005	2-5	1-3	1-2
2006	3-5	2-2	1-3
2007	4-3	2-1	2-2
2008	4-3	3-0	1-3
2009	2-5	0-3	2-2
2010	6-1	4-0	2-1
2011	1-6	1-3	0-3
2012	2-5	1-3	1-2
2013	3-3	2-1	1-2
2014	4-3	1-2	3-1
2015	3-3	2-1	1-2
2016	1-6	0-4	1-2
2017	5-2	3-0	2-2
2018	4-2	3-0	1-2
2019	4-2	2-1	2-1
Totals	77-78	41-37	36-41



HOUSTON ASTROS

A.L. WEST

SERIES FACTS

Last TB 3-Game Sweep, at TB	7/10-12/15
Last TB 4-Game Sweep, at TB	N/A
Last TB 3-Game Sweep, at HOU	6/24-26/11
Last TB 4-Game Sweep, at HOU	N/A
Last HOU 3-Game Sweep, at TB	N/A
Last HOU 4-Game Sweep, at TB	N/A
Last HOU 3-Game Sweep, at HOU	6/6-8/03
Last HOU 4-Game Sweep, at HOU	N/A
Largest Crowd at TB	29,953; 6/21/08
Largest Crowd at HOU	43,409; 6/20/18
Most Runs Scored vs. HOU	14, 6/26/11 at HOU
Most Runs Allowed vs. HOU	15, 8/27/19 at HOU
Largest Margin of Victory	12 (12-0), 7/1/13 at HOU
Largest Margin of Defeat	14 (1-15), 8/27/19 at HOU
Longest Winning Streak	7, 5/22/10-7/2/13
Longest Losing Streak	4, 6/6/03-6/20/08

ALL-TIME RESULTS

YEAR	OVERALL	HOME	ROAD
2003	0-3	0-0	0-3
2008	1-2	1-2	0-0
2010	2-1	0-0	2-1
2011	3-0	0-0	3-0
2013	5-2	2-1	3-1
2014	5-2	3-1	2-1
2015	5-2	3-0	2-2
2016	3-3	2-1	1-2
2017	4-3	1-2	3-1
2018	4-3	3-1	1-2
2019	4-3	3-1	1-2
Totals	36-24	18-9	18-15





**KANSAS CITY
ROYALS**
A.L. CENTRAL

SERIES FACTS

Last TB 3-Game Sweep, at TB	6/2-4/09
Last TB 4-Game Sweep, at TB	8/20-23/18
Last TB 3-Game Sweep, at KC	5/14-16/18
Last TB 4-Game Sweep, at KC	7/27-30/00
Last KC 3-Game Sweep, at TB	8/21-23/98
Last KC 4-Game Sweep, at TB	N/A
Last KC 3-Game Sweep, at KC	5/30-6/1/16
Last KC 4-Game Sweep, at KC	7/7-9/15
Largest Crowd at TB	36,973; 8/1/09
Largest Crowd at KC	38,709; 8/2/03
Most Runs Scored vs. KC	13, 8/10/02 at KC
Most Runs Allowed vs. KC	12, 7/8/07 at KC
Largest Margin of Victory	12 (12-0), 8/28/17 at KC
Largest Margin of Defeat	10, 2x-last (1-11), 8/26/13 at KC
Longest Winning Streak	10, 8/30/17-4/23/19
Longest Losing Streak	7, 7/9/14-8/29/15

ALL-TIME RESULTS

YEAR	OVERALL	HOME	ROAD
1998	3-8	0-5	3-3
1999	8-2	5-1	3-1
2000	5-5	1-3	4-2
2001	2-4	2-1	0-3
2002	2-4	1-2	1-2
2003	3-4	2-2	1-2
2004	6-3	4-2	2-1
2005	5-3	4-0	1-3
2006	5-1	3-0	2-1
2007	3-4	2-2	1-2
2008	5-3	3-1	2-2
2009	9-1	6-1	3-0
2010	4-4	2-2	2-2
2011	5-2	4-0	1-2
2012	2-4	2-1	0-3
2013	1-6	1-3	0-3
2014	2-4	1-2	1-2
2015	1-6	1-2	0-4
2016	2-5	2-2	0-3
2017	3-4	1-3	2-1
2018	7-0	4-0	3-0
2019	4-3	2-1	2-2
Totals	87-80	53-36	34-44



**LOS ANGELES
ANGELS**
A.L. WEST

SERIES FACTS

Last TB 3-Game Sweep, at TB	7/31-8/2/18
Last TB 4-Game Sweep, at TB	N/A
Last TB 3-Game Sweep, at LAA	5/6-8/16
Last TB 4-Game Sweep, at LAA	8/16-19/12
Last LAA 3-Game Sweep, at TB	9/3-5/02
Last LAA 4-Game Sweep, at TB	N/A
Last LAA 3-Game Sweep, at LAA	8/10-12/09
Last LAA 4-Game Sweep, at LAA	5/6-9/04
Largest Crowd at TB	33,395; 4/25/98
Largest Crowd at LAA	44,125; 7/15/06
Most Runs Scored vs. LAA	13, 6/9/08 at LAA
Most Runs Allowed vs. LAA	15, 7/26/06 at TB
Largest Margin of Victory	10 (11-1), 6/11/09 at TB
Largest Margin of Defeat	10 (2-12), 6/6/06 at TB
Longest Winning Streak	6, 2x-last 7/28-8/19/12
Longest Losing Streak	6, 6/6-7/24/06

ALL-TIME RESULTS

YEAR	OVERALL	HOME	ROAD
1998	5-6	1-4	4-2
1999	5-7	3-3	2-4
2000	6-6	4-2	2-4
2001	2-7	1-5	1-2
2002	1-8	0-3	1-5
2003	3-6	2-4	1-2
2004	1-6	1-2	0-4
2005	5-4	3-0	2-4
2006	2-7	2-4	0-3
2007	2-6	2-1	0-5
2008	6-3	5-1	1-2
2009	2-4	2-1	0-3
2010	5-4	1-2	4-2
2011	4-4	1-4	3-0
2012	9-1	3-0	6-1
2013	3-4	1-2	2-2
2014	2-5	1-2	1-3
2015	3-3	1-2	2-1
2016	4-3	1-3	3-0
2017	4-3	2-2	2-1
2018	6-1	3-0	3-1
2019	4-3	2-2	2-1
Totals	84-101	42-49	42-52





MINNESOTA TWINS

A.L. CENTRAL

SERIES FACTS

Last TB 3-Game Sweep, at TB	4/20-22/18
Last TB 4-Game Sweep, at TB	7/8-11/13
Last TB 3-Game Sweep, at MIN	7/18-20/14
Last TB 4-Game Sweep, at MIN	N/A
Last MIN 3-Game Sweep, at TB	5/6-8/05
Last MIN 4-Game Sweep, at TB	N/A
Last MIN 3-Game Sweep, at MIN	7/1-3/05
Last MIN 4-Game Sweep, at MIN	7/17-20/06
Largest Crowd at TB	36,052; 5/30/09
Largest Crowd at MIN	43,830; 4/3/00
Most Runs Scored vs. MIN	19, 7/14/18 at MIN
Most Runs Allowed vs. MIN	16, 6/1/04 at MIN
Largest Margin of Victory	13 (19-6), 7/14/18 at MIN
Largest Margin of Defeat	12 (4-16), 6/1/04 at MIN
Longest Winning Streak	11, 4/21/12-9/14/13
Longest Losing Streak	14, 7/21/04-9/5/06

ALL-TIME RESULTS

YEAR	OVERALL	HOME	ROAD
1998	4-7	2-3	2-4
1999	5-5	2-4	3-1
2000	6-4	3-1	3-3
2001	6-1	4-0	2-1
2002	2-5	2-1	0-4
2003	0-6	0-3	0-3
2004	5-4	2-1	3-3
2005	0-6	0-3	0-3
2006	1-6	1-2	0-4
2007	4-3	2-1	2-2
2008	3-3	2-2	1-1
2009	3-3	2-1	1-2
2010	5-3	2-2	3-1
2011	7-3	3-1	4-2
2012	5-1	2-1	3-0
2013	6-1	4-0	2-1
2014	4-2	1-2	3-0
2015	2-4	1-2	1-2
2016	4-3	1-2	3-1
2017	4-2	2-1	2-1
2018	4-3	3-0	1-3
2019	2-5	1-3	1-2
Totals	82-80	42-36	40-44



NEW YORK YANKEES

A.L. EAST

SERIES FACTS

Last TB 3-Game Sweep, at TB	6/22-24/18
Last TB 4-Game Sweep, at TB	N/A
Last TB 3-Game Sweep, at NYY	6/30-7/2/14
Last TB 4-Game Sweep, at NYY	N/A
Last NYY 3-Game Sweep, at TB	4/17-19/15
Last NYY 4-Game Sweep, at TB	7/9-12/98
Last NYY 3-Game Sweep, at NYY	6/17-19/19
Last NYY 4-Game Sweep, at NYY	9/7-9/09
Largest Crowd at TB	44,589; 7/11/98
Largest Crowd at NYY	55,771; 4/5/02
Most Runs Scored vs. NYY	19, 7/29/06 at NYY
Most Runs Allowed vs. NYY	21, 7/22/07 at NYY
Largest Margin of Victory	15 (16-1), 4/19/14 at TB
Largest Margin of Defeat	17 (4-21), 7/22/07 at NYY
Longest Winning Streak	7, 9/22/11-4/8/12
Longest Losing Streak	11, 9/17/98-9/24/99

ALL-TIME RESULTS

YEAR	OVERALL	HOME	ROAD
1998	1-11	1-5	0-6
1999	4-8	1-5	3-3
2000	6-6	4-2	2-4
2001	6-13	5-5	1-8
2002	5-13	3-6	2-7
2003	5-14	2-8	3-6
2004	4-15	4-5	0-10
2005	11-8	5-5	6-3
2006	5-13	3-6	2-7
2007	8-10	4-5	4-5
2008	7-11	4-5	3-6
2009	7-11	4-5	3-6
2010	10-8	5-4	5-4
2011	9-9	6-3	3-6
2012	10-8	7-2	3-6
2013	12-7	5-4	7-3
2014	11-8	5-5	6-3
2015	7-12	4-6	3-6
2016	8-11	5-4	3-7
2017	7-12	5-4 *	2-8
2018	9-10	6-4	3-6
2019	7-12	5-4	2-8
Totals	159-230	93-102	66-128

* DUE TO HURRICANE IRMA'S ARRIVAL IN FLORIDA, THREE GAMES (SEP 11-13) WERE MOVED FROM TROPICANA FIELD TO CITI FIELD. RAYS BATTED LAST AND ATTENDANCE FIGURES WERE RECORDED AS RAYS HOME GAMES.





OAKLAND ATHLETICS

A.L. WEST

SERIES FACTS

Last TB 3-Game Sweep, at TB	4/19-21/13
Last TB 4-Game Sweep, at TB	7/24-27/98
Last TB 3-Game Sweep, at OAK	N/A
Last TB 4-Game Sweep, at OAK	N/A
Last OAK 3-Game Sweep, at TB	N/A
Last OAK 4-Game Sweep, at TB	9/10-13/99
Last OAK 3-Game Sweep, at OAK	8/30-9/1/13
Last OAK 4-Game Sweep, at OAK	N/A
Largest Crowd at TB	37,194; 7/26/98
Largest Crowd at OAK	48,099; 8/28/04
Most Runs Scored vs. OAK	14, 2x-last 8/25/07 at TB
Most Runs Allowed vs. OAK	17, 9/15/00 at TB
Largest Margin of Victory	11 (14-3), 8/25/07 at TB
Largest Margin of Defeat	14 (3-17), 9/15/00 at TB
Longest Winning Streak	6, 5/26-9/4/98
Longest Losing Streak	7, 2x-last 9/2/01-5/26/02

ALL-TIME RESULTS

YEAR	OVERALL	HOME	ROAD
1998	6-5	4-2	2-3
1999	1-9	0-4	1-5
2000	2-7	1-4	1-3
2001	2-7	1-2	1-5
2002	1-8	1-5	0-3
2003	3-6	2-1	1-5
2004	2-7	2-4	0-3
2005	5-4	5-1	0-3
2006	3-6	1-2	2-4
2007	6-4	4-3	2-1
2008	6-3	2-1	4-2
2009	4-6	3-4	1-2
2010	5-4	2-0	3-4
2011	2-5	1-2	1-3
2012	4-5	2-4	2-1
2013	3-3	3-0	0-3
2014	2-4	1-2	1-2
2015	4-3	2-2	2-1
2016	2-5	1-2	1-3
2017	5-2	3-1	2-1
2018	5-2	2-1	3-1
2019	3-4	1-2	2-2
Totals	76-109	44-49	32-60



SEATTLE MARINERS

A.L. WEST

SERIES FACTS

Last TB 3-Game Sweep, at TB	8/19-21/11
Last TB 4-Game Sweep, at TB	4/30-5/3/12
Last TB 3-Game Sweep, at SEA	8/9-11/19
Last TB 4-Game Sweep, at SEA	N/A
Last SEA 3-Game Sweep, at TB	5/25-27/15
Last SEA 4-Game Sweep, at TB	N/A
Last SEA 3-Game Sweep, at SEA	6/1-3/18
Last SEA 4-Game Sweep, at SEA	N/A
Largest Crowd at TB	40,212; 5/30/98
Largest Crowd at SEA	46,867; 5/24/98
Most Runs Scored vs. SEA	15, 5/30/99 at SEA
Most Runs Allowed vs. SEA	13, 7/13/03 at SEA
Largest Margin of Victory	10, 2x-last (14-4), 5/28/00 at TB
Largest Margin of Defeat	11 (2-13), 7/13/03 at SEA
Longest Winning Streak	9, 7/31/11-7/20/12
Longest Losing Streak	8, 6/20/00-6/3/01

ALL-TIME RESULTS

YEAR	OVERALL	HOME	ROAD
1998	5-6	2-4	3-2
1999	4-8	2-4	2-4
2000	3-9	1-5	2-4
2001	2-7	1-2	1-5
2002	4-5	2-4	2-1
2003	5-4	2-1	3-3
2004	5-2	2-2	3-0
2005	2-4	1-2	1-2
2006	3-6	2-1	1-5
2007	3-4	1-2	2-2
2008	4-3	1-2	3-1
2009	3-5	1-1	2-4
2010	7-2	4-2	3-0
2011	6-4	3-0	3-4
2012	6-4	5-2	1-2
2013	3-3	2-1	1-2
2014	3-4	1-3	2-1
2015	3-4	0-3	3-1
2016	2-4	2-1	0-3
2017	1-5	1-2	0-3
2018	1-6	1-3	0-3
2019	4-2	1-2	3-0
Totals	79-101	38-49	41-52





**TEXAS
RANGERS**
A.L. WEST

SERIES FACTS

Last TB 3-Game Sweep, at TB	8/16-18/10
Last TB 4-Game Sweep, at TB	N/A
Last TB 3-Game Sweep, at TEX	9/17-19/18
Last TB 4-Game Sweep, at TEX	N/A
Last TEX 3-Game Sweep, at TB	7/21-23/17
Last TEX 4-Game Sweep, at TB	N/A
Last TEX 3-Game Sweep, at TEX	8/14-16/15
Last TEX 4-Game Sweep, at TEX	N/A
Largest Crowd at TB	37,070; 7/21/01
Largest Crowd at TEX	49,197; 4/28/12
Most Runs Scored vs. TEX	15, 2x-last 7/20/03 at TB
Most Runs Allowed vs. TEX	15, 9/26/09 at TEX
Largest Margin of Victory	13 (15-2), 9/19/99 at TEX
Largest Margin of Defeat	12 (3-15), 9/26/09 at TEX
Longest Winning Streak	4, 3x-last 4/18-9/19/18
Longest Losing Streak	7, 5/19-7/25/99

ALL-TIME RESULTS

YEAR	OVERALL	HOME	ROAD
1998	4-7	3-2	1-5
1999	4-8	0-6	4-2
2000	5-7	3-3	2-4
2001	4-5	3-3	1-2
2002	4-5	1-2	3-3
2003	3-6	3-3	0-3
2004	2-7	1-2	1-5
2005	6-2	4-1	2-1
2006	3-6	3-3	0-3
2007	5-4	3-0	2-4
2008	6-3	2-1	4-2
2009	3-6	2-1	1-5
2010	4-2	3-0	1-2
2011	4-5	3-3	1-2
2012	5-4	2-1	3-3
2013	4-4	2-2	2-2
2014	5-2	2-1	3-1
2015	2-5	2-2	0-3
2016	4-2	2-1	2-1
2017	2-4	0-3	2-1
2018	5-1	2-1	3-0
2019	3-3	2-1	1-2
Totals	87-98	48-42	39-56



**TORONTO
BLUE JAYS**
A.L. EAST

SERIES FACTS

Last TB 3-Game Sweep, at TB	5/27-29/19
Last TB 4-Game Sweep, at TB	9/5-8/19
Last TB 3-Game Sweep, at TOR	5/16-18/16
Last TB 4-Game Sweep, at TOR	N/A
Last TOR 3-Game Sweep, at TB	9/2-4/14
Last TOR 4-Game Sweep, at TB	N/A
Last TOR 3-Game Sweep, at TOR	9/25-27/15
Last TOR 4-Game Sweep, at TOR	N/A
Largest Crowd at TB	41,546; 4/3/01
Largest Crowd at TOR	48,414; 4/13/15
Most Runs Scored vs. TOR	19, 6/24/04 at TOR
Most Runs Allowed vs. TOR	20, 6/25/02 at TB
Largest Margin of Victory	12 (12-0), 2x-last, 8/28/11 at TOR
Largest Margin of Defeat	14 (0-14), 7/1/04 at TB
Longest Winning Streak	6, 5/15-8/5/03
Longest Losing Streak	5, 2x-last 7/19-10/2/15

ALL-TIME RESULTS

YEAR	OVERALL	HOME	ROAD
1998	5-7	5-1	0-6
1999	5-8	3-3	2-5
2000	5-7	2-4	3-3
2001	9-10	5-5	4-5
2002	8-11	5-4	3-7
2003	11-8	5-4	6-4
2004	9-9	6-3	3-6
2005	8-11	3-6	5-5
2006	6-12	3-6	3-6
2007	9-9	5-4	4-5
2008	11-7	7-2	4-5
2009	14-4	8-1	6-3
2010	10-8	6-3	4-5
2011	12-6	6-3	6-3
2012	14-4	8-1	6-3
2013	11-8	6-4	5-4
2014	8-11	4-6	4-5
2015	10-9	6-3	4-6
2016	11-8	5-5	6-3
2017	9-10	6-4	3-6
2018	13-6	7-2	6-4
2019	13-6	8-2	5-4
Totals	211-179	119-76	92-103



NATIONAL LEAGUE OPPONENTS



**ARIZONA
DIAMONDBACKS**
N.L. WEST

ALL-TIME RESULTS

YEAR	OVERALL	HOME	ROAD
2004	3-0	0-0	3-0
2006	3-0	3-0	0-0
2007	1-2	0-0	1-2
2010	1-2	1-2	0-0
2013	1-3	1-1	0-2
2016	2-1	0-0	2-1
2019	2-1	2-1	0-0
Totals	13-9	7-4	6-5



**ATLANTA
BRAVES**
N.L. EAST

ALL-TIME RESULTS

YEAR	OVERALL	HOME	ROAD
1998	0-3	0-3	0-0
1999	0-3	0-0	0-3
2000	1-2	1-2	0-0
2001	2-1	0-0	2-1
2003	1-2	1-2	0-0
2006	1-2	1-2	0-0
2010	1-2	0-0	1-2
2012	1-2	1-2	0-0
2015	3-1	2-0	1-1
2018	1-3	0-2	1-1
Totals	11-21	6-13	5-8



**CHICAGO
CUBS**
N.L. CENTRAL

ALL-TIME RESULTS

YEAR	OVERALL	HOME	ROAD
2003	1-2	0-0	1-2
2008	3-0	3-0	0-0
2014	2-1	0-0	2-1
2017	2-2	1-1	1-1
Totals	8-5	4-1	4-4



**CINCINNATI
REDS**
N.L. CENTRAL

ALL-TIME RESULTS

YEAR	OVERALL	HOME	ROAD
2003	0-3	0-3	0-0
2005	0-3	0-0	0-3
2011	1-2	1-2	0-0
2014	2-1	0-0	2-1
2017	2-1	2-1	0-0
Totals	5-10	3-6	2-4



**COLORADO
ROCKIES**
N.L. WEST

ALL-TIME RESULTS

YEAR	OVERALL	HOME	ROAD
2002	0-3	0-0	0-3
2004	3-0	3-0	0-0
2007	1-2	0-0	1-2
2009	1-2	0-0	1-2
2013	2-1	0-0	2-1
2016	2-1	0-0	2-1
2019	2-1	2-1	0-0
Totals	11-10	5-1	6-9



**LOS ANGELES
DODGERS**
N.L. WEST

ALL-TIME RESULTS

YEAR	OVERALL	HOME	ROAD
2002	1-2	1-2	0-0
2007	2-1	2-1	0-0
2013	0-3	0-0	0-3
2016	2-2	1-1	1-1
2019	2-2	1-1	1-1
Totals	7-10	5-5	2-5





MIAMI
MARLINS
N.L. EAST

SERIES FACTS

Last TB 3-Game Sweep, at TB	9/29-10/1/15
Last TB 4-Game Sweep, at TB	N/A
Last TB 3-Game Sweep, at MIA	6/8-10/12
Last TB 4-Game Sweep, at MIA	N/A
Last MIA 3-Game Sweep, at TB	5/18-20/07
Last MIA 4-Game Sweep, at TB	N/A
Last MIA 3-Game Sweep, at MIA	5/20-22/05
Last MIA 4-Game Sweep, at MIA	N/A
Largest Crowd at TB	42,823; 6/10/00
Largest Crowd at MIA	31,111; 6/10/12
Most Runs Scored vs. MIA	15, 2x-last 5/22/09 at FLA
Most Runs Allowed vs. MIA	14, 2x-last 6/11/10 at TB
Largest Margin of Victory	13 (15-2), 5/22/09 at FLA
Largest Margin of Defeat	11 (0-11), 6/16/01 at FLA
Longest Winning Streak	8, 5/22/11-6/15/12
Longest Losing Streak	7, 7/4/04-6/26/05

ALL-TIME RESULTS

YEAR	OVERALL	HOME	ROAD
1998	1-3	1-1	0-2
1999	1-5	0-3	1-2
2000	3-3	2-1	1-2
2001	2-4	2-1	0-3
2002	4-2	2-1	2-1
2003	0-3	0-0	0-3
2004	4-2	2-1	2-1
2005	0-6	0-3	0-3
2006	4-2	3-0	1-2
2007	2-4	0-3	2-1
2008	5-1	2-1	3-0
2009	5-1	3-0	2-1
2010	2-4	1-2	1-2
2011	4-2	3-0	1-2
2012	5-1	2-1	3-0
2013	4-0	2-0	2-0
2014	0-4	0-2	0-2
2015	5-1	3-0	2-1
2016	1-3	0-2	1-1
2017	3-1	1-1	2-0
2018	2-4	1-2	1-2
2019	4-0	2-0	2-0
Totals	61-56	32-25	29-31



MILWAUKEE
BREWERS
N.L. CENTRAL

ALL-TIME RESULTS

YEAR	OVERALL	HOME	ROAD
2005	2-1	2-1	0-0
2011	2-1	0-0	2-1
2014	2-1	2-1	0-0
2017	1-2	1-2	0-0
Totals	7-5	5-4	2-1



NEW YORK
METS
N.L. EAST

ALL-TIME RESULTS

YEAR	OVERALL	HOME	ROAD
1998	1-2	0-0	1-2
1999	1-2	1-2	0-0
2000	1-2	0-0	1-2
2001	2-1	2-1	0-0
2009	2-1	0-0	2-1
2012	0-3	0-3	0-0
2015	2-1	2-1	0-0
2018	2-1	0-0	2-1
Totals	11-13	5-7	6-6



PHILADELPHIA
PHILLIES
N.L. EAST

ALL-TIME RESULTS

YEAR	OVERALL	HOME	ROAD
1998	2-1	0-0	2-1
1999	1-2	1-2	0-0
2000	2-1	0-0	2-1
2001	3-0	3-0	0-0
2006	2-1	0-0	2-1
2009	2-1	2-1	0-0
2012	2-1	0-0	2-1
2015	1-2	0-0	1-2
2018	0-3	0-3	0-0
Totals	15-12	6-6	9-6





**PITTSBURGH
PIRATES**
N.L. CENTRAL

ALL-TIME RESULTS

YEAR	OVERALL	HOME	ROAD
2003	1-2	1-2	0-0
2005	1-2	0-0	1-2
2008	2-1	0-0	2-1
2014	1-2	1-2	0-0
2017	1-2	0-0	1-2
Totals	6-9	2-4	4-5



**SAN DIEGO
PADRES**
N.L. WEST

ALL-TIME RESULTS

YEAR	OVERALL	HOME	ROAD
2002	1-2	1-2	0-0
2004	3-0	0-0	3-0
2007	1-2	1-2	0-0
2010	1-2	1-2	0-0
2013	3-0	3-0	0-0
2016	3-0	3-0	0-0
2019	2-1	0-0	2-1
Totals	14-7	9-6	5-1



**SAN FRANCISCO
GIANTS**
N.L. WEST

ALL-TIME RESULTS

YEAR	OVERALL	HOME	ROAD
2002	1-2	0-0	1-2
2004	2-1	2-1	0-0
2013	2-1	2-1	0-0
2016	0-3	0-3	0-0
2019	2-1	0-0	2-1
Totals	7-8	4-5	3-3



**ST. LOUIS
CARDINALS**
N.L. CENTRAL

ALL-TIME RESULTS

YEAR	OVERALL	HOME	ROAD
2005	0-3	0-3	0-0
2008	1-2	0-0	1-2
2011	2-1	2-1	0-0
2014	3-1	1-1	2-0
2017	2-1	0-0	2-1
Totals	8-8	3-5	5-3




**WASHINGTON
NATIONALS**
N.L. EAST

ALL-TIME RESULTS


YEAR	OVERALL	HOME	ROAD
1998 *	1-2	1-2	0-0
1999 *	1-2	0-0	1-2
2000 *	2-1	2-1	0-0
2001 *	1-2	0-0	1-2
2006	1-2	0-0	1-2
2009	3-0	3-0	0-0
2012	1-2	0-0	1-2
2015	3-1	1-1	2-0
2018	2-2	2-0	0-2
Totals	15-14	9-4	6-10

* AS MONTREAL EXPOS





MINOR LEAGUE OPERATIONS



The Rays enter the 2020 season ranked by *Baseball America* as the No. 1 farm system in the game, the fifth straight year they have improved their position. For each of the past two seasons, they have boasted the most prospects of any club on the publication's Top 100 list (nine in 2019, eight in 2020). Included in the Top 100 is a trio of middle infield prospects: Wander Franco, the consensus No. 1 prospect in the game; Vidal Bruján (No. 51) and newly-acquired Xavier Edwards (No. 85).

HECTOR VIVAS / GETTY IMAGES; KEVIN SABITUS / TAMPA BAY RAYS; JASON MILLER / GETTY IMAGES

PLAYER DEVELOPMENT STAFF

TAMPA BAY RAYS

Tropicana Field
One Tropicana Drive
St. Petersburg, FL 33705

PHONE (727) 825-3267

FAX (727) 825-3493

WEB raysbaseball.com

DIR., MINOR LEAGUE OPERATIONS

Jeff McLerran

DIR., INTERNATIONAL OPERATIONS

Patrick Walters

SR. ADVISOR, PLAYER DEVELOPMENT &
BASEBALL OPERATIONS

Mitch Lukevics

MGR., MINOR LEAGUE & INT'L OPERATIONS

George Pappas

ASST., MINOR LEAGUE OPERATIONS

Wilson Made

ADMINISTRATOR, INTERNATIONAL &

MINOR LEAGUE OPERATIONS

Giovanna Rodriguez

FLORIDA EDUCATION COORD.

Lenore Sutton

LATIN AMERICAN CULTURAL COORD.

Jairo De La Rosa

DIR., PITCHING DEVELOPMENT

Dewey Robinson

ASST. DIR., PITCHING DEVELOPMENT

Winston Doom

ASST. DIR., HITTING DEVELOPMENT

Cole Figueroa

MINOR LEAGUE COORDINATORS



**MICHAEL
JOHNS**

FIELD



**ALEJANDRO
FREIRE**

FIELD



**DAN
DEMENT**

HITTING



**GREG
BROWN**

HITTING



**STEVE
LIVESEY**

HITTING



**ROLANDO
GARZA**

PITCHING



**JORGE
MONCADA**

PITCHING



**TOMAS
FRANCISCO**

CATCHING



**IVAN
OCHOA**

INFIELD



**HECTOR
TORRES**

INFIELD



**CHRIS
PRIETO**

OUTFIELD &
BASERUNNING

TRAINING & EQUIPMENT STAFF



**AARON
SCOTT**

MEDICAL
COORDINATOR



**JOEL
SMITH**

REHABILITATION
COORDINATOR



**CHRIS
TOMASHOFF**

LATIN AMERICA
MEDICAL
COORDINATOR



**PATRICK
TRAINOR**

STRENGTH &
CONDITIONING
COORDINATOR



**TIM
MCKECHNEY**

EQUIPMENT
MANAGER



**SHANE
ROSSETTI**

ASSISTANT
MINOR LEAGUE
EQUIPMENT
MANAGER



INTERNATIONAL LEAGUE / AAA

DURHAM BULLS

2019 RECORD: 75-64 (T-2nd)



BRADY WILLIAMS / MANAGER

TENURE This is his 21st season in professional baseball, 12th as a manager. He joined the Rays on March 5, 2006.

Brady, 40, begins his second season managing Durham after five years at the helm for Montgomery...last season, his Bulls clinched the International League Wild Card on the final day of the regular season...following the season, was selected by *Baseball America* as the Best Managerial Prospect in the IL...joined the Bulls on the heels of four consecutive Southern League postseason appearances...previously served one year as the manager of Charlotte (2013) and three years as the manager of Bowling Green (2010-12)...took his first managerial assignment at Hudson Valley in 2009...coached at Class-A Vero Beach in 2008 after serving the previous two years as a coach at Class-A Columbus (2007) and Southwest Michigan (2006)...selected by the Red Sox in the 45th round of the 1999 June Draft, the former first baseman played five seasons of minor league ball with the Red Sox (1999-2001), Twins (2002) and Rays (2003) before joining the coaching ranks...appeared in 5 games in 2003 for Class-A Bakersfield, his final playing experience...Williams attended Pasco Hernando Community College and was a member of the 1991 Dunedin Little League team that advanced to the World Series...is the son of former Rays special instructor and big league manager Jimy Williams.

MANAGERIAL CAREER

YEAR	CLUB	RECORD
2009	Hudson Valley (SS-A)	38-37
2010	Bowling Green (A)	61-78
2011	Bowling Green (A)	77-63
2012	Bowling Green (A)	80-60
2013	Charlotte (A)	67-65
2014	Montgomery (AA)	66-74

YEAR	CLUB	RECORD
2015	Montgomery (AA)	77-61
2016	Montgomery (AA)	76-64
2017	Montgomery (AA)	76-64
2018	Montgomery (AA)	79-61
2019	Durham (AAA)	75-64
Totals		772-691

DURHAM BULLS STAFF



RICK KNAPP
PITCHING COACH



KYLE WILSON
HITTING COACH



QUINTON MCCRACKEN
COACH



SCOTT THURSTON
ATHLETIC TRAINER



BRYAN KING
CONDITIONING COACH





MONTGOMERY BISCUITS

2019 RECORD: 88-50 (1st)



MORGAN ENSBERG / MANAGER

TENURE This is his 27th season in professional baseball, fourth as a manager. He joined the Rays on January 1, 2019.

Morgan, 44, begins his second season managing Montgomery...led the Biscuits to a franchise-record 88 wins last season, earning Southern League Manager of the Year honors...the 88 wins were the 2nd-most among all minor league teams behind Class-A Delmarva (90) of the Orioles organization...joined the Rays after managing for two seasons in the Astros system, with Class-A Buies Creek in the Carolina League in 2018 and Short-A Tri-City in the New York-Penn League in 2017...spent the 2016 season as the Astros minor league mindset coach, the 2014-15 seasons as the Astros minor league special assignment coach and the 2013 season as the infield coach at Class-A Lancaster...joined the coaching ranks in 2011 and spent two seasons as a hitters and infielders coach for the University of California San Diego...Ensberg played parts of eight seasons in the majors with the Astros (2000, 2002-07), Padres (2007) and Yankees (2008)...named the Astros MVP in 2005, when they won the National League pennant...came to Rays camp as a non-roster invite in 2009, but was released at the end of spring training.

CAREER BATTING

	AVG	G	AB	R	H	2B	3B	HR	RBI	BB	SO	SB
Major League Totals	.263	731	2204	340	579	102	10	110	347	332	436	22

MANAGERIAL CAREER

YEAR	CLUB	RECORD
2017	Tri-City (SS-A)	34-39
2018	Buies Creek (A)	80-57
2019	Montgomery (AA)	88-50
Totals		202-146

MONTGOMERY BISCUITS STAFF



BRIAN REITH
PITCHING
COACH



JAMIE NELSON
HITTING
COACH



GARY REDUS
COACH



KRIS RUSSELL
ATHLETIC
TRAINER



CARLOS GONZALEZ
CONDITIONING
COACH



CHARLOTTE STONE CRABS



2019 RECORD: 82-53 (1st)



JEFF SMITH / MANAGER

TENURE This is his 26th season in professional baseball, 13th as a manager. He joined the Rays on December 8, 2018.

Jeff, 45, begins his second season with Charlotte after leading the Stone Crabs to the Florida State League's best record last year...following the season, was selected by *Baseball America* as the Best Managerial Prospect in the FSL...joined the Rays after two seasons in the majors as first base coach for the Twins, where he also assisted with catching instruction and baserunning...prior to that, he managed in the Twins organization for Class-A Fort Myers (2008-09, 2015-16), Double-A New Britain (2010-14) and Class-A Beloit (2006-07) and coached for the GCL Twins in 2005...named FSL Manager of the Year in 2009, leading the Miracle to an 80-58 record...was selected by the Twins in the 1995 June Draft and played in the organization through the 2002 season...also played minor league ball in the Red Sox (2003) and Rangers (2004) organizations...totaled 658 games in the minors before suffering a career-ending left knee injury.

MANAGERIAL CAREER

YEAR	CLUB	RECORD
2006	Beloit (A)	39-31
2007	Beloit (A)	35-35
2008	Fort Myers (A)	77-59
2009	Fort Myers (A)	80-58
2010	New Britain (AA)	44-98
2011	New Britain (AA)	72-70
2012	New Britain (AA)	75-67

YEAR	CLUB	RECORD
2013	New Britain (AA)	66-76
2014	New Britain (AA)	73-69
2015	Fort Myers (A)	76-63
2016	Fort Myers (A)	70-68
2019	Charlotte (A)	82-53
Totals		789-747

CHARLOTTE STONE CRABS STAFF



STEVE WATSON
HITTING COACH



BRADY NORTH
HITTING COACH



JEREMY OWENS
COACH



JAMES RAMSDELL
ATHLETIC TRAINER



JAMES MCCALLIE
CONDITIONING COACH





BOWLING GREEN HOT RODS

2019 RECORD: 81-58 (2nd)



BLAKE BUTERA / MANAGER

TENURE This is his sixth season in professional baseball, third as a manager. He joined the Rays as a coach on April 1, 2017.

Blake, 27, begins his first season as manager of Bowling Green after two seasons at the helm for Hudson Valley...led the Renegades to a postseason berth in both seasons, including a league-most 45 wins in 2018 and a share of the league's best record last season...assisted with extended spring training in 2018, rotating managerial duties ahead of the New York-Penn League season...began his coaching career with Princeton in 2017...selected by the Rays in the 35th round of the 2015 June Draft out of Boston College...appeared in a total of 80 minor league games over two seasons before he was released on March 29, 2017...at Boston College, was voted team captain his senior year and finished his career as the Eagles' all-time leader in walks (112) and at-bats (774)...his father, Barry, reached Triple-A with the Red Sox and his brother, Barry, spent two seasons in the Astros minor league system after being selected out of Boston College in the 2009 June Draft.

MANAGERIAL CAREER

YEAR	CLUB	RECORD
2018	Hudson Valley (SS-A)	45-30
2019	Hudson Valley (SS-A)	43-32
Totals		88-62

BOWLING GREEN HOT RODS STAFF



**JIM
PADUCH**

PITCHING
COACH



**WUARNNER
RINCONES**

HITTING
COACH



**SKEETER
BARNES**

COACH



**BRIAN
NEWMAN**

ATHLETIC
TRAINER



**JORDAN
BROWN**

CONDITIONING
COACH



NEW YORK-PENN LEAGUE / SHORT-A



HUDSON VALLEY RENEGADES

2019 RECORD: 43-32 (T-1st)



RAFAEL VALENZUELA / MANAGER

TENURE This is his 15th season in professional baseball, second as a manager.

Rafael, 32, enters his first season managing Hudson Valley...spent last season managing the GCL Rays, his first season managing at any level...has served as a coach for three different affiliates, most recently with Princeton in 2018...for the second half of the 2017 season, he replaced Craig Albernaz, who was named manager of Hudson Valley, on the Durham coaching staff...he spent the first half of the 2017 season traveling with the major league Rays and throwing batting practice...began his coaching career with the GCL Rays in 2016 following a four-year playing career in the Astros organization (2010-13).

MANAGERIAL CAREER

YEAR	CLUB	RECORD
2019	GCL Rays (R)	25-28

HUDSON VALLEY RENEGADES STAFF



R.C. LICHTENSTEIN
PITCHING
COACH



JOE SZEKELY
HITTING
COACH



GERMÁN MELÉNDEZ
COACH



TSUTOMU KAMIYA
ATHLETIC
TRAINER



DAN ROUSSEAU
CONDITIONING
COACH

DID YOU KNOW?

QUALIFYING NUMBERS

- ♦ To qualify for the batting championship, a player must have a minimum of 502 plate appearances or 3.1 plate appearances per number of his team's games.
- ♦ To qualify for the ERA title, a pitcher must have at least 162 innings pitched.
- ♦ To qualify for the fielding championship:
 - [1] a catcher must have played in at least 81 games.
 - [2] an infielder or outfielder must have played in at least 108 games.
 - [3] a pitcher must have at least 162 innings pitched.





PRINCETON RAYS

2019 RECORD: 34-34 (3rd)



SEAN SMEDLEY / MANAGER

TENURE This is his eighth season in professional baseball, first as a manager.

Sean, 29, enters his first season managing at any level...spent the last two seasons on Hudson Valley's coaching staff after one season as a coach for the GCL Rays...served as the video coordinator for Princeton in 2016...signed by the Rays as a non-drafted free agent out of Texas A&M International University on June 17, 2013...appeared in a total of 24 minor league games over three seasons before he was released on May 7, 2016...

saw action at catcher, first base, third base and left field.

PRINCETON RAYS STAFF



**ALBERTO
BASTARDO**

PITCHING
COACH



**MANNY
CASTILLO**

HITTING
COACH



**RUBEN
SANTIAGO**

ATHLETIC
TRAINER

NOT PICTURED: FRANK JAGODA (COACH)

DID YOU KNOW?

ORGANIZATION LEAGUE MVPs

YEAR PLAYER (LEAGUE)

1997	Jared Sandberg (Appalachian)
1999	Andrew Beinbrink (New York-Penn) Steve Cox (International)
2000	Josh Hamilton (South Atlantic)
2001	Toby Hall (International) Jonny Gomes (Appalachian)
2002	Rocco Baldelli (California) Wes Bankston (Appalachian)
2005	Delmon Young (Southern)

YEAR PLAYER (LEAGUE)

2006	Reid Brignac (California) Kevin Witt (International)
2007	Evan Longoria (Southern)
2009	Desmond Jennings (Southern)
2010	Dan Johnson (International)
2011	Russ Canzler (International)
2017	Brandon Lowe (Florida State)
2018	Wander Franco (Appalachian)



GCL RAYS

2019 RECORD: 25-28 (4th)



REINALDO RUIZ / MANAGER

TENURE This is his 24th season in professional baseball, sixth as a manager.

Reinaldo, 40, enters his first season as manager of the GCL Rays...previously managed five seasons spanning two stints with Bowling Green (2015-17, 2019) and one season with Charlotte (2018)...led the Hot Rods to 81 wins last season, tied for most in the Midwest League...during the 2016-17 offseason, he coached the Brisbane Bandits of the Australian Baseball League and helped them win the Claxton Shield trophy...previously served as hitting coach in Princeton (2012-14), Hudson Valley (2010-11) and the GCL Rays (2009), and as catching instructor for the VSL Rays (2007-08)...coached first (2013-14) and third base (2014-15) for the Bravos de Margarita in the Venezuelan Winter League...also spent two years (2005-06) as the hitting coach for the Navegantes del Magallanes in the Venezuelan Winter League after concluding an eight-year career as a professional catcher (1997-2005)...signed by then-Astros scout Andres Reiner in September 1996...played for the VSL Astros in 1997-98 and DSL Astros in 1999 before missing all of 2000 with an injury...reached as high as Class-A Salem of the Carolina League, where he played three seasons (2003-05) before joining the coaching ranks...Reinaldo and his wife, Lorena, have twin daughters, Renata and Lucia.

MANAGERIAL CAREER

YEAR	CLUB	RECORD	YEAR	CLUB	RECORD
2015	Bowling Green (A)	69-69	2018	Charlotte (A)	74-62
2016	Bowling Green (A)	84-55	2019	Bowling Green (A)	81-58
2017	Bowling Green (A)	72-65	Totals		380-309

GULF COAST LEAGUE RAYS STAFF



MARTY DEMERRITT
PITCHING
COACH



JOSÉ GONZALEZ
PITCHING
COACH



FRANK MALDONADO
HITTING
COACH



JIM MORRISON
COACH



PETER WALUKIEWICZ
ATHLETIC
TRAINER



PAUL JONES
CONDITIONING
COACH

NOT PICTURED: HALEE WILLIAMS (REHAB ATHLETIC TRAINER)



DSL RAYS

2019 RECORD: Team 1: 27-44 (8th) / Team 2: 46-24 (2nd)



DOMINICAN SUMMER LEAGUE RAYS COORDINATORS

HITTING COORDINATOR
Rafael GuerreroSTRENGTH & CONDITIONING COORD.
César GutiérrezATHLETIC TRAINER
Oscar OrengoVIDEO ASSISTANT
Luis Medina

ESTEBAN GONZÁLEZ / MANAGER, TEAM 1

TENURE This is his 17th season in professional baseball, seventh as a manager.

González, 36, returns for his fourth season as manager for the DSL Rays 1 after serving as a coach with the DSL Rays 2 from 2015-16...previously spent nine seasons with the VSL Rays...managed the VSL Rays from 2010-12 and coached from 2013-14 and 2007-09...a September 2002 signee of then-Astros scout Andrés Reiner, Esteban spent three years as an infielder in the Astros system (2003-05)...he played his first two seasons for

the VSL Astros before advancing to Rookie-level Greeneville in 2005.

MANAGERIAL CAREER

YEAR	CLUB	RECORD
2010	VSL Rays (R)	37-33
2011	VSL Rays (R)	38-33
2012	VSL Rays (R)	19-52
2017	DSL Rays 1 (R)	23-48

YEAR	CLUB	RECORD
2018	DSL Rays 1 (R)	51-20
2019	DSL Rays 1 (R)	27-44
Totals		195-230

DOMINICAN SUMMER LEAGUE RAYS STAFF / TEAM 1



LEVI ROMERO

PITCHING COACH



JOSÉ SÁNCHEZ

ASSISTANT PITCHING COACH



ALEJANDRO SEGOVIA

HITTING COACH



JIMINSON NATERA

COACH



PABLO PACHECO

ATHLETIC TRAINER



WILMAN DISLA

ASSISTANT STRENGTH & CONDITIONING COACH

NOT PICTURED: HECTOR GIMENEZ (CATCHING COACH), JULIO PULIDO (STRENGTH & CONDITIONING COACH)





JULIO ZORRILLA / MANAGER, TEAM 2

TENURE This is his 20th season in professional baseball, 12th as a manager.

Julio, 48, will serve as a manager for the DSL Rays for the 12th straight year...the 2009 season was his first as a manager...served as the infield coach for the DSL Rays in 2007-08...former second baseman played six years in the Mets organization (1993-98)...signed on July 12, 1992 by Mets scout Eddy Toledo, the Rays former director of operations in the Dominican Republic...played 1993-94 for the DSL Mets...was named a South Atlantic League All-Star in 1995 for Capital City...the San Pedro de Macoris, D.R., native attended Jose Joaquin High School...Julio and his wife, Yesenia Castro, have three daughters: Samasly, Yuliana and Asly.

MANAGERIAL CAREER

YEAR	CLUB	RECORD
2009	DSL Rays (R)	30-37
2010	DSL Rays (R)	42-30
2011	DSL Rays (R)	35-35
2012	DSL Rays (R)	28-42
2013	DSL Rays (R)	36-35
2014	DSL Rays (R)	30-40

YEAR	CLUB	RECORD
2015	DSL Rays (R)	38-34
2016	DSL Rays 1 (R)	34-35
2017	DSL Rays 2 (R)	41-30
2018	DSL Rays 2 (R)	44-27
2019	DSL Rays 2 (R)	46-24
Totals		404-369

DOMINICAN SUMMER LEAGUE RAYS STAFF / TEAM 2



LUIS URENA
PITCHING COACH



YOMELBIN ALMONTE
ASSISTANT PITCHING COACH



OMAR LUNA
HITTING COACH



ELVIN DEL ROSARIO
COACH



WILMER DOMINGUEZ
CATCHING COACH



EVER PEREZ
ATHLETIC TRAINER



CÉSAR NAVARRO
ASSISTANT ATHLETIC TRAINER



LUIS MARTE
STRENGTH & CONDITIONING COACH



2020 MINOR LEAGUE SCHEDULES

DURHAM BULLS / INTERNATIONAL LEAGUE / AAA

APRIL

9-12 **Charlotte**

13-15 **Gwinnett**

16-19 @Charlotte

20-22 @Gwinnett

24-26 **Columbus**

27-30 @Buffalo

MAY

1-3 @Syracuse

5-7 **Toledo**

8-10 **Syracuse**

11-14 @Charlotte

15-17 @Norfolk

19-21 **Columbus**

22-25 **Indianapolis**

26-28 @Charlotte

29-31 **Gwinnett**

JUNE

2-4 @Toledo

5-7 @Louisville

9-11 **Lehigh Valley**

12-14 **Buffalo**

15-17 @Gwinnett

18-21 **Norfolk**

23-25 @Columbus

26-28 @Indianapolis

29-30 **Charlotte**

JULY

1 **Charlotte**

2-3 @Norfolk

4-6 **Norfolk**

7-9 **Charlotte**

10-12 @Toledo

13-15 All-Star Break

16-19 @Norfolk

20-23 **Pawtucket**

24-26 **Louisville**

28-30 @Pawtucket

31 @Lehigh Valley

AUGUST

1-2 @Lehigh Valley

3-5 **Norfolk**

6-9 @Gwinnett

10-13 **Rochester**

14-16 **Scranton**

18-20 @Rochester

21-23 @Scranton

25-27 **Gwinnett**

28-30 **Charlotte**

31 @Gwinnett

SEPTEMBER

1-2 @Gwinnett

3-4 **Norfolk**

5-7 @Norfolk

MONTGOMERY BISCUITS / SOUTHERN LEAGUE / AA

APRIL

9-13 @Biloxi

15-19 **Pensacola**

20-24 **Jacksonville**

25-29 @Rocket City

30 **Biloxi**

MAY

1-4 **Biloxi**

6-10 @Mississippi

11-15 **Tennessee**

16-20 @Biloxi

21-25 @Jacksonville

27-31 **Rocket City**

JUNE

1-5 @Chattanooga

6-10 **Jacksonville**

11-15 @Birmingham

17-21 **Chattanooga**

22-24 All-Star Break

25-29 @Pensacola

30 **Jackson**

JULY

1-3 **Jackson**

4-9 @Mississippi

10-14 **Pensacola**

16-19 @Jackson

21-26 **Mississippi**

27-31 @Tennessee

AUGUST

1-5 @Jacksonville

6-10 **Chattanooga**

12-16 @Jackson

18-22 **Biloxi**

23-27 **Mississippi**

28-31 @Pensacola

SEPTEMBER

1 @Pensacola

3-7 **Birmingham**

CHARLOTTE STONE CRABS / FLORIDA STATE LEAGUE / A

APRIL

9-10 @Bradenton

11 **Bradenton**

13-15 **Clearwater**

16-19 @Daytona

20-23 @Lakeland

24-26 **Fort Myers**

28-30 **Palm Beach**

MAY

1-3 @Fort Myers

4-6 @Palm Beach

7-9 **Tampa**

11-14 **Jupiter**

15-17 @St. Lucie

18-21 @Jupiter

22-24 **Clearwater**

26-28 **Tampa**

29-31 @Palm Beach

JUNE

1-4 **St. Lucie**

5-7 @Clearwater

8-10 @Tampa

11-14 **Bradenton**

15-17 @Jupiter

18-21 **Daytona**

22-24 All-Star Break

25-28 @Bradenton

29-30 **Florida**

JULY

1-3 **Florida**

4-6 @Fort Myers

8-10 @Tampa

11-13 **St. Lucie**

14-16 @Palm Beach

17-19 @Dunedin

21-23 **Jupiter**

24-26 **Dunedin**

27-29 @St. Lucie

30-31 @Florida

AUGUST

1-2 @Florida

4-6 **Fort Myers**

7-9 **Palm Beach**

10-12 @St. Lucie

13-16 @Dunedin

17-19 **Bradenton**

20-23 **Lakeland**

25-27 @Clearwater

28-30 **Jupiter**

31 **Dunedin**

SEPTEMBER

1-2 **Dunedin**

3-4 @Fort Myers

5-6 **Fort Myers**

BOLD INDICATES HOME GAME



BOWLING GREEN HOT RODS / MIDWEST LEAGUE / A

APRIL

9-11	Fort Wayne
13-15	Great Lakes
16-19	@Fort Wayne
20-22	@Dayton
23-26	Lansing
28-30	@Clinton
MAY	
1-3	@Burlington
4-6	Peoria
7-9	Cedar Rapids

11-13	@Great Lakes
14-16	@Lake County
17-19	Fort Wayne
20-22	Lake County
23-25	@South Bend
26-28	@West Mich.
29-31	Great Lakes
JUNE	
2-4	West Mich.
5-7	@Lake County
8-10	Dayton

11-14	South Bend
15-17	@West Mich.
18-21	@Lansing
22-24	All-Star Break
25-28	Dayton
29-30	@South Bend
JULY	
1	@South Bend
2-3	@Dayton
4-5	Dayton
7-9	Lake County

10-13	Fort Wayne
15-17	@Wisconsin
18-20	@Beloit
21-23	Kane County
24-26	Quad Cities
28-30	@Great Lakes
31	@West Mich.
AUGUST	
1-2	@West Mich.
4-6	Lansing
7-9	Lake County

10-12	South Bend
13-16	@Dayton
18-20	@Lake County
21-24	@Fort Wayne
25-27	Great Lakes
28-31	West Mich.
SEPTEMBER	
1-3	@Dayton
4-7	@South Bend

HUDSON VALLEY RENEGADES / NEW YORK-PENN LEAGUE / SHORT-A

JUNE

18-20	@Aberdeen
21-23	@Staten Island
24-26	Vermont
27-29	@Lowell
JULY	
1-3	Batavia
4-6	@Brooklyn

7-9	Tri-City
10-12	@Norwich
13-16	Brooklyn
17-19	State College
21-24	@Batavia
25-27	Norwich
28-30	@State College
31	@West Virginia

AUGUST

1-2	@West Virginia
4-7	Lowell
8-10	@Vermont
11-13	Aberdeen
14-16	Brooklyn
17-18	All-Star Break
19-21	@Tri City

22-24	Lowell
25-27	@Batavia
28-30	Williamsport
SEPTEMBER	
1-4	@Vermont
5-7	Aberdeen

PRINCETON RAYS / APPALACHIAN LEAGUE / ROOKIE

JUNE

22-23	Bluefield
24-26	Bristol
27-29	@Burlington
JULY	
1-3	@Bluefield
4-6	Pulaski
7-8	Bluefield

9-10	@Bluefield
11-13	Kingsport
15-17	@Danville
18-20	Johnson City
21-23	Elizabethton
24-26	@Johnson City
27-29	@Bristol
30-31	Burlington

AUGUST

1	Burlington
3-4	@Bluefield
5-7	Pulaski
8-10	@Greeneville
11-13	@Elizabethton
14-16	@Pulaski
17-19	Danville

21-23	Burlington
24-26	@Pulaski
27-29	@Kingsport
30-31	Greeneville
SEPTEMBER	
1	Greeneville

BOLD INDICATES HOME GAME

DID YOU KNOW?

ERIK WALKER COMMUNITY CHAMPION AWARD

The Erik Walker Community Champion Award annually recognizes one Rays minor league player who exemplifies teamwork, sportsmanship and community involvement, attributes exhibited by Rays minor league pitcher Erik Walker, who died tragically in an October 2006 canoeing accident. Walker was drafted by the Rays in June 2006 and had just completed his first professional season with the Hudson Valley Renegades when his life was cut short on Oct 26, just 11 days after his 23rd birthday. Each of the Rays six domestic minor league affiliates nominates a candidate for the award.



MINOR LEAGUE SINGLE-SEASON LEADERS

BATTING LEADERS

Hits

Steve Cox, 1999	182
Delmon Young, 2005	176
Joey Gomes, 2005	172
Matt Diaz, 2001	172
Matt Diaz, 2003	170
Carl Crawford, 2000	170
Andrew Toles, 2013	169
Fernando Perez, 2006	168
Reid Brignac, 2006	167
Matt Diaz, 2004	167

Home Runs

Kevin Witt, 2006	36
Scott McClain, 1998	34
Dan Johnson, 2010	30
Ryan Royster, 2007	30
Jonny Gomes, 2002	30
Earl Snyder, 2005	29
Ozzie Timmons, 2000	29
Luke Wilcox, 1999	29
Scott McClain, 1999	28
2 tied	27

RBI

Steve Cox, 1999	127
Delmon Young, 2004	115
Scott McClain, 1998	109
Stephen Vogt, 2011	105
Scott McClain, 1999	104
Ozzie Timmons, 1999	104
Chris Nowak, 2006	103
Nate Lowe, 2018	102
Wes Bankston, 2004	101
3 tied	99

Batting Avg. (min. 316 PA)

Jason Pridie, 2002	.368
Matt Diaz, 2003	.354
Stephen Vogt, 2010	.345
Steve Cox, 1999	.341
Toby Hall, 2001	.335
Joey Gathright, 2003	.334
Toby Hall, 2000	.333
Matt Diaz, 2004	.332
Rocco Baldelli, 2002	.331
Nate Lowe, 2018	.330

Runs

Fernando Perez, 2006	123
Vidal Bruján, 2018	112
Steve Cox, 1999	107
Scott McClain, 1999	106
Jason Pridie, 2004	103
Jonny Gomes, 2002	102
Reid Brignac, 2006	100
Ozzie Timmons, 2000	100
Carl Crawford, 2000	99
2 tied	98

Stolen Bases

Álex Sánchez, 1997	92
Joey Gathright, 2003	69
Andrew Toles, 2013	62
Ty Morrison, 2010	58
Fernando Perez, 2005	57
Vidal Bruján, 2018	55
Carl Crawford, 2000	55
Álex Sánchez, 2000	54
Desmond Jennings, 2009	52
4 tied	48

PITCHING LEADERS

Wins

Jake Faria, 2015	17
Heath Rollins, 2007	17
J.D. Martin, 2013	16
Blake Snell, 2015	15
Chris Mason, 2007	15
Andy Sonnanstine, 2006	15
6 tied	14

Strikeouts

Matt Moore, 2011	210
Matt Moore, 2010	208
Joe Ryan, 2019	183
Andy Sonnanstine, 2005	178
Matt Moore, 2009	176
Jake McGee, 2007	175
Neal Frendling, 2000	174
Brent Honeywell Jr., 2017	172
Jake McGee, 2006	171
Wade Davis, 2007	169

Innings Pitched

Pablo Ortega, 1997	188.2
Andy Sonnanstine, 2006	185.2
Jim Magrane, 2001	182.0
Dan Wheeler, 1998	181.0
Andy Sonnanstine, 2005	180.2
Dylan Floro, 2014	178.2
Mark Malaska, 2001	174.2
Jason Standridge, 2002	173.0
Jim Magrane, 2000	173.0
2 tied	172.1

ERA (min. 130 IP)

Blake Snell, 2015	1.41
Dylan Floro, 2013	1.77
Michael Plassmeyer, 2019	1.91
Matt Moore, 2011	1.92
Jake Faria, 2015	1.92
Darin Downs, 2009	2.23
Wade Davis, 2007	2.50
Heath Rollins, 2007	2.54
Chris Mason, 2007	2.57
Jason Standridge, 1999	2.57

Saves

Evan Rust, 2002	31
Brad Schreiber, 2015	30
Lee Gardner, 2003	30
John Daniels, 1997	29
Josh Parker, 2003	28
Eddy Reyes, 1999	27
Neal Frontz, 2008	26
Billy Taylor, 2000	26
Eddie Gaillard, 1999	26
2 tied	25

CURRENT RAYS IN **BOLD**



BASEBALL AMERICA AWARDS

TOP 30 RAYS PROSPECTS / ENTERING 2020

1. Wander Franco, SS	11. Josh Lowe, OF	21. John Doxakis, LHP
2. Brendan McKay, LHP/1B	12. Greg Jones, SS	22. Pete Fairbanks, RHP
3. Matthew Liberatore, LHP *	13. JJ Goss, RHP	23. Lucius Fox, INF
4. Vidal Bruján, INF	14. Moisés Gómez, OF	24. Caleb Sampen, RHP
5. Shane Baz, RHP	15. Taj Bradley, RHP	25. Drew Strotman, RHP
6. Brent Honeywell Jr., RHP	16. Nick Schnell, OF	26. Jhon Díaz, OF
7. Shane McClanahan, LHP	17. Kevin Padlo, INF	27. Niko Hulsizer, OF
8. Xavier Edwards, INF	18. Seth Johnson, RHP	28. Michael Plassmeyer, LHP
9. Ronaldo Hernández, C	19. Taylor Walls, INF	29. Josh Fleming, LHP
10. Joe Ryan, RHP	20. Riley O'Brien, RHP	30. Anthony Banda, LHP

BEST TOOLS, ORGANIZATION / ENTERING 2020

Best Hitter for Average	Wander Franco	Best Changeup	Brent Honeywell Jr.
Best Power Hitter	Moisés Gómez	Best Control	Brendan McKay
Best Strike-Zone Judgment	Wander Franco	Best Defensive Catcher	Roberto Álvarez
Fastest Base Runner	Vidal Bruján	Best Defensive Infielder	Taylor Walls
Best Athlete	Greg Jones	Best Infield Arm	Jermaine Palacios
Best Fastball	Shane Baz	Best Defensive Outfielder	Josh Lowe
Best Curveball	Matthew Liberatore *	Best Outfield Arm	Tanner Dodson
Best Slider	Shane Baz		

* TRADED TO ST. LOUIS

BEST TOOLS, ORGANIZATION / FINISHING 2019

INTERNATIONAL LEAGUE (AAA)

Best Batting Prospect	Jake Cronenworth
Best Control	Brendan McKay
Best Infield Arm	Jake Cronenworth
Best Defensive SS	Jake Cronenworth
Most Exciting Player	Jake Cronenworth
Best Manager Prospect	Brady Williams

SOUTHERN LEAGUE (AA)

Best Defensive 1B	Dalton Kelly
-------------------	--------------

FLORIDA STATE LEAGUE (A)

Best Strike-Zone Judgment	Taylor Walls
Best Baserunner	Vidal Bruján

Fastest Baserunner	Vidal Bruján
Best Defensive 2B	Vidal Bruján
Most Exciting Player	Vidal Bruján
Best Manager Prospect	Jeff Smith

MIDWEST LEAGUE (A)

Best Batting Prospect	Wander Franco
Best Strike-Zone Judgment	Wander Franco
Best Control	Alan Strong
Most Exciting Player	Wander Franco



MINOR LEAGUE AWARDS

2019 RAYS MINOR LEAGUE ALL-STARS

DURHAM BULLS (AAA)

INF/RH Jake Cronenworth (midseason/postseason)
RH Arturo Reyes (midseason)
INF Kean Wong (midseason/postseason)

MONTGOMERY BISCUITS (AA)

LH Josh Fleming (midseason)
INF Lucius Fox (postseason)
1B Dalton Kelly (midseason)
CF Josh Lowe (midseason)
INF/OF Miles Mastrobuoni (midseason/postseason)
RH Sam McWilliams (midseason)
LH Kenny Rosenberg (midseason)
OF Jesús Sánchez (midseason)
RH Phoenix Sanders (midseason)
RH Curtis Taylor (midseason)

CHARLOTTE STONE CRABS (A)

INF Vidal Bruján (midseason)
SS Wander Franco (postseason)
INF Jim Haley (midseason)
C Ronaldo Hernández (postseason)
RH Tommy Romero (postseason)
INF Taylor Walls (midseason)
RH Mikey York (midseason)

BOWLING GREEN HOT RODS (A)

C Roberto Álvarez (midseason)
C Chris Betts (midseason/postseason)

SS Wander Franco (midseason/postseason)
LH Shane McCannahan (midseason)
RH Easton McGee (midseason)
RH Caleb Sampen (midseason/postseason)
RH Alan Strong (midseason)
OF Grant Witherspoon (midseason)

HUDSON VALLEY RENEGADES (SS-A)

OF Hill Alexander (midseason)
OF Garrett Hiott (midseason)
SS Greg Jones (midseason)
LH Joe LaSorsa (midseason)
INF Jacson McGowan (midseason)
INF Nick Sogard (midseason)

PRINCETON RAYS (ROOKIE)

OF Diego Infante (postseason)
C Luis León (postseason)
OF Nick Schnell (postseason)

GCL RAYS (ROOKIE)

None

DSL RAYS 1 (ROOKIE)

RH Argenis Liriano (midseason)
INF Alejandro Pie (midseason)

DSL RAYS 2 (ROOKIE)

INF Freddy Chevez (midseason)
INF Johan López (midseason)

DID YOU KNOW?

RAYS TO WIN THEIR MAJOR LEAGUE DEBUT

Rolando Arrojo	April 1, 1998 vs. DET (start)
Mickey Callaway	June 12, 1999 at MTL (start)
Joe Kennedy	June 6, 2001 at TOR (start)
Seth McClung	March 31, 2003 vs. BOS (relief)
Doug Waechter	Aug 27, 2003 vs. SEA (relief)
Scott Kazmir	Aug 23, 2004 at SEA (start)
Jeff Niemann	April 13, 2008 vs. BAL (start)
Jeremy Hellickson	Aug 2, 2010 vs. MIN (start)
Alex Colomé	May 30, 2013 at MIA (start)
Andrew Bellatti	May 9, 2015 vs. TEX (relief)
Jake Faria	June 7, 2017 vs. CWS (start)
Brendan McKay	June 29, 2019 vs. TEX (start)



MINOR LEAGUE AWARD WINNERS

Pitcher of the Year

Dave Eiland	1998	Andy Sonnanstine	2006	Blake Snell	2014
Jason Standridge	1999	Wade Davis	2007	Blake Snell	2015
Jim Magrane	2000	David Price	2008	Brent Honeywell Jr.	2016
Joe Kennedy	2001	Jeremy Hellickson	2009	Yonny Chirinos	2017
Lance Carter	2002	Jeremy Hellickson	2010	Brock Burke	2018
Scott Autrey	2003	Matt Moore	2011	Joe Ryan	2019
Chad Orvella	2004	Chris Archer	2012		
Jason Hammel	2005	Dylan Floro	2013		

Player of the Year

Álex Sánchez	1998	Reid Brignac	2006	Johnny Field	2014
Steve Cox	1999	Ryan Royster	2007	Richie Shaffer	2015
Aubrey Huff	2000	Fernando Perez	2008	Casey Gillaspie	2016
Toby Hall	2001	Desmond Jennings	2009	Jesús Sánchez	2017
Rocco Baldelli	2002	Dan Johnson	2010	Nate Lowe	2018
Joey Gathright	2003	Stephen Vogt	2011	Wander Franco	2019
Delmon Young	2004	Todd Glaesmann	2012		
Delmon Young	2005	Andrew Toles	2013		

Erik Walker Community Champion Award

Pat Cottrell	2007	Joe Cruz	2012	Miles Mastrobuoni	2017
Matt Spring	2008	Geoff Rowan	2013	Carl Chester	2018
Ryan Wiegand	2009	Jacob Faria	2014	Simon Rosenblum-Larson	2019
Stephen Vogt	2010	Mark Sappington	2015		
Matt Hall	2011	Zac Law	2016		

DID YOU KNOW?

REMEMBERING A TRAILBLAZER



Andrés Reiner passed away on Aug 3, 2016, at age 80. Hired by the organization in 2006, Andrés was instrumental in reorganizing how the Rays approached recruiting and signing players in Latin America. He played a major role in the building of the Rays academies in Venezuela and the Dominican Republic.

Andrés transformed how baseball was scouted in Venezuela when he opened the country's first baseball academy for the Astros in 1989. Though many are aware of the 25 young men from that program who reached the big leagues, including Johan Santana, Bobby Abreu and Carlos Guillén, fewer know about the managers and coaches in minor league baseball who were influenced by Andrés.

The Rays have several staff members who were signed by Andrés as players, including field coordinator Alejandro Freire, pitching coordinator Jorge Moncada, Hudson Valley coach Germán Meléndez and GCL Rays Manager Reinaldo Ruiz.

Andrés pioneered the cultural transition programs in professional baseball. These are programs the Rays have established for young men signed in Latin America. The Rays stand with many others in tribute to a man who dedicated his life to growing our game and mentoring others to do the same.



MINOR LEAGUE HISTORY

TRIPLE-A

TEAM	LEAGUE	YEAR/S
Durham Bulls	International League	1998–Current

DOUBLE-A

TEAM	LEAGUE	YEAR/S
Montgomery Biscuits	Southern League	2004–Current
Orlando Rays	Southern League	1999–2003

CLASS-A (ADVANCED)

TEAM	LEAGUE	YEAR/S
Charlotte Stone Crabs	Florida State League	2009–Current
Vero Beach Devil Rays	Florida State League	2007–08
Visalia Oaks	California League	2005–06
Bakersfield Blaze	California League	2001–04
St. Petersburg Devil Rays	Florida State League	1997–2000

CLASS-A

TEAM	LEAGUE	YEAR/S
Bowling Green Hot Rods	Midwest/South Atlantic	2009–Current
Columbus Catfish	South Atlantic League	2007–08
Southwest Michigan Devil Rays	Midwest League	2005–06
Charleston (S.C.) RiverDogs	Midwest/South Atlantic	1997–2004

CLASS-A (SHORT SEASON)

TEAM	LEAGUE	YEAR/S
Hudson Valley Renegades	New York–Penn League	1996–Current
Butte Copper Kings	Pioneer League	1996

ROOKIE-LEVEL

TEAM	LEAGUE	YEAR/S
Princeton Rays	Appalachian League	1997–Current
GCL Rays (Port Charlotte)	Gulf Coast League	2009–Current
GCL Devil Rays (St. Petersburg)	Gulf Coast League	1996–98
DSL Rays	Dominican Summer League	2008–Current
VSL Rays	Venezuelan Summer League	2008–15

DID YOU KNOW?

RAYS RECORDS ON HOLIDAYS

Opening Day	11-11	Father's Day	12-10
Easter	8-6	Independence Day	8-14
Mother's Day	10-12	Labor Day	7-11
Memorial Day	7-12		



MINOR LEAGUE PLAYERS

ABENA, DEIVI / LEFT-HANDED PITCHER

BATS **Left**
THROWS **Left**
HEIGHT **6'4"**
WEIGHT **160**

BORN **12/17/99** in Santo Domingo, DR
RESIDES **Santo Domingo, DR**
SIGNING SCOUT **Felix Fermin/Daniel Santana**
ACQUIRED **Signed as free agent on November 6, 2019**

ACOSTA, LUIS / RIGHT-HANDED PITCHER

BATS **Right**
THROWS **Right**
HEIGHT **5'11"**
WEIGHT **185**

BORN **2/8/02** in La Vega, DR
RESIDES **La Vega, DR**
SIGNING SCOUT **Felix Fermin/Daniel Santana**
ACQUIRED **Signed as a free agent on November 6, 2019**

AGUILAR, ISMAEL / OUTFIELDER

BATS **Right**
THROWS **Right**
HEIGHT **6'0"**
WEIGHT **150**

BORN **8/25/01** in Barquisimeto, VEN
RESIDES **Barquisimeto, VEN**
SIGNING SCOUT **Carlos León**
ACQUIRED **Signed as a free agent on October 8, 2018**

YEAR	CLUB	AVG	G	AB	R	H	2B	3B	HR	RBI	SH	SF	HB	BB-I	SO	SB	CS	GDP	OBP	SLG
2019	DSL Rays 1	.197	38	132	21	26	5	0	1	13	0	4	4	5-0	32	9	2	0	.241	.258

ALBERTO, ALEXANDER / RIGHT-HANDED PITCHER

BATS **Right**
THROWS **Right**
HEIGHT **6'8"**
WEIGHT **190**

BORN **11/2/01** in Santo Domingo, DR
RESIDES **Villa Altigracia, DR**
SIGNING SCOUT **Daniel Santana**
ACQUIRED **Signed as free agent on November 25, 2019**

ALEXANDER, HILL / OUTFIELDER

BATS **Right**
THROWS **Right**
HEIGHT **6'1"**
WEIGHT **220**

BORN **6/13/96** in Dallas, TX
RESIDES **Arlington, TX**
SIGNING SCOUT **Pat Murphy**
ACQUIRED **Selected in the 28th round of the 2019 June Draft**

YEAR	CLUB	AVG	G	AB	R	H	2B	3B	HR	RBI	SH	SF	HB	BB-I	SO	SB	CS	GDP	OBP	SLG
2019	Hudson Valley	.264	64	231	43	61	10	3	4	41	0	3	8	26-1	69	8	2	1	.354	.385

ALFONZO, EMILIO / RIGHT-HANDED PITCHER

BATS **Right**
THROWS **Right**
HEIGHT **6'6"**
WEIGHT **170**

BORN **8/2/00** in Carúpano, VEN
RESIDES **Carúpano, VEN**
SIGNING SCOUT **Edward Rojas/Marlon Roche/Ronnie Blanco**
ACQUIRED **Signed as free agent on March 27, 2017**

YEAR	CLUB	W	L	ERA	G	GS	CG	SHO	SV	IP	H	R	ER	HR	HB	BB-I	SO	WP	BK
2017	DSL Rays 2	5	0	1.78	14	1	0	0	0	30.1	10	8	6	0	4	24-0	24	4	0
	DSL Rays 1	0	0	0.00	1	0	0	0	0	1.1	0	0	0	0	0	0-0	0	0	0
2018	DSL Rays 2	1	3	2.82	13	11	0	0	0	51.0	42	25	16	0	3	26-0	45	6	0
2019	GCL Rays	3	2	4.11	11	5	0	0	0	35.0	25	16	16	1	6	31-0	32	3	0
Minor League Totals		9	5	2.91	39	17	0	0	0	117.2	77	49	38	1	13	81-0	101	13	0



ALLEN, LOGAN / OUTFIELDER

BATS **Right**
THROWS **Right**
HEIGHT **5'10"**
WEIGHT **190**

BORN **8/13/98** in **Bryant, AR**
RESIDES **Benton, AR**
SIGNING SCOUT **Jonathan Hall**
ACQUIRED **Selected in the 14th round of the 2019 June Draft**

YEAR	CLUB	AVG	G	AB	R	H	2B	3B	HR	RBI	SH	SF	HB	BB-I	SO	SB	CS	GDP	OBP	SLG
2019	Princeton	.300	3	10	2	3	0	0	0	0	0	0	0	2-0	2	0	1	0	.417	.300

ÁLVAREZ, ROBERTO / CATCHER

BATS **Right**
THROWS **Right**
HEIGHT **5'11"**
WEIGHT **205**

BORN **7/28/99** in **Puerto La Cruz, VEN**
RESIDES **Maracay, VEN**
SIGNING SCOUT **Marlon Roche/Ronnie Blanco**
ACQUIRED **Signed as a free agent on August 10, 2015**

YEAR	CLUB	AVG	G	AB	R	H	2B	3B	HR	RBI	SH	SF	HB	BB-I	SO	SB	CS	GDP	OBP	SLG
2016	DSL Rays 2	.291	43	158	11	46	6	1	0	20	0	2	6	13-0	25	2	2	5	.363	.342
2017	GCL Rays	.221	39	136	15	30	5	1	0	13	2	1	4	7-0	22	2	0	1	.277	.272
2018	Princeton	.320	44	169	19	54	12	1	2	13	0	0	0	8-0	16	2	1	10	.350	.438
2019	Bowling Green	.249	102	377	30	94	13	3	3	42	1	4	7	17-0	70	2	0	11	.291	.324
Minor League Totals		.267	228	840	75	224	36	6	5	88	3	7	17	45-0	133	8	3	27	.315	.342

ANDÚJAR, GUSTAVO / RIGHT-HANDED PITCHER

BATS **Right**
THROWS **Right**
HEIGHT **5'11"**
WEIGHT **165**

BORN **4/6/00** in **Puerta Plata, DR**
RESIDES **Puerto Plata, DR**
SIGNING SCOUT **Matias Laureano/Daniel Santana**
ACQUIRED **Signed as a free agent on October 31, 2017**

YEAR	CLUB	W	L	ERA	G	GS	CG	SHO	SV	IP	H	R	ER	HR	HB	BB-I	SO	WP	BK
2018	DSL Rays 1	5	1	3.58	12	5	0	0	0	27.2	25	19	11	0	6	15-1	15	5	2
2019	DSL Rays 1	0	3	4.28	14	14	0	0	0	61.0	58	31	29	5	3	23-0	55	11	0
Minor League Totals		5	4	4.06	26	19	0	0	0	88.2	83	50	40	5	9	38-1	70	16	2

APONTE, CÉSAR / INFILDER

BATS **Right**
THROWS **Right**
HEIGHT **6'3"**
WEIGHT **160**

BORN **7/6/02** in **Caracas, VEN**
RESIDES **Barlovento, VEN**
SIGNING SCOUT **William Bergolla**
ACQUIRED **Signed as a free agent on July 16, 2018**

YEAR	CLUB	AVG	G	AB	R	H	2B	3B	HR	RBI	SH	SF	HB	BB-I	SO	SB	CS	GDP	OBP	SLG
2019	DSL Rays 1	.237	27	97	14	23	2	0	0	7	0	1	4	13-0	15	5	5	3	.348	.258
	DSL Rays 2	.217	28	92	13	20	7	0	0	12	0	2	4	9-0	14	3	3	1	.308	.293
Minor League Totals		.228	55	189	27	43	9	0	0	19	0	3	8	22-0	29	8	8	4	.329	.275



ARANDA, JONATHAN / INFILDER

BATS **Right**
THROWS **Right**
HEIGHT **5'10"**
WEIGHT **175**

BORN **5/23/98** in Tijuana, MEX
RESIDES **Tijuana, MEX**
SIGNING SCOUT **Eddie Diaz**
ACQUIRED **Signed as a free agent on July 2, 2015**

YEAR	CLUB	AVG	G	AB	R	H	2B	3B	HR	RBI	SH	SF	HB	BB-I	SO	SB	CS	GDP	OBP	SLG
2017	Princeton	.000	1	4	0	0	0	0	0	0	0	0	0	0-0	3	0	0	0	.000	.000
	GCL Rays	.293	49	174	24	51	9	1	0	15	0	2	3	14-0	28	14	4	4	.352	.356
2018	Princeton	.286	36	126	24	36	8	4	1	25	0	2	3	12-0	18	0	1	4	.357	.437
	Hudson Valley	.200	9	30	2	6	0	0	0	4	0	0	0	2-0	2	0	0	0	.250	.200
2019	Charlotte	.235	5	17	3	4	0	0	0	0	0	0	0	2-0	1	0	0	2	.316	.235
	GCL Rays	.286	2	7	1	2	0	0	0	0	0	0	1	1-0	1	0	0	0	.444	.286
	Bowling Green	.275	59	211	28	58	13	2	3	35	0	4	0	30-1	43	1	1	5	.359	.398
Minor League Totals		.272	210	744	105	202	36	12	5	96	2	9	14	78-1	128	20	10	16	.348	.372

ARIAS, AMADOR / INFILDER

BATS **Right**
THROWS **Right**
HEIGHT **5'11"**
WEIGHT **155**

BORN **8/25/00** in Maracay, VEN
RESIDES **Maracay, VEN**
SIGNING SCOUT **William Bergolla/Marlon Roche/Ronnie Blanco**
ACQUIRED **Signed as a free agent on August 25, 2016**

YEAR	CLUB	AVG	G	AB	R	H	2B	3B	HR	RBI	SH	SF	HB	BB-I	SO	SB	CS	GDP	OBP	SLG
2017	DSL Rays 1	.127	48	142	11	18	3	0	0	14	1	4	4	10-0	42	7	3	0	.200	.148
2018	DSL Rays 2	.236	63	220	46	52	11	2	6	36	0	3	5	38-0	41	16	7	1	.357	.286
2019	GCL Rays	.227	13	44	6	10	1	0	1	4	1	1	1	3-0	11	0	0	0	.286	.318
Minor League Totals		.197	124	406	63	80	15	2	7	54	2	8	10	51-0	94	23	10	1	.297	.296

ARMENTA, ANGELO / INFILDER

BATS **Right**
THROWS **Right**
HEIGHT **5'11"**
WEIGHT **185**

BORN **5/30/96** in Monrovia, CA
RESIDES **Monrovia, CA**
SIGNING SCOUT **Jaime Jones**
ACQUIRED **Selected in the 38th round of the 2019 June Draft**

YEAR	CLUB	AVG	G	AB	R	H	2B	3B	HR	RBI	SH	SF	HB	BB-I	SO	SB	CS	GDP	OBP	SLG
2019	Princeton	.239	48	159	27	38	6	1	2	19	0	2	2	22-0	33	1	3	1	.335	.327

ARRENDOLL, JOHAMPER / OUTFILDER

BATS **Left**
THROWS **Right**
HEIGHT **6'2"**
WEIGHT **165**

BORN **10/15/98** in Hato Mayor, DR
RESIDES **Hato Mayor, DR**
SIGNING SCOUT **Daniel Santana**
ACQUIRED **Signed as a free agent on January 7, 2016**

YEAR	CLUB	AVG	G	AB	R	H	2B	3B	HR	RBI	SH	SF	HB	BB-I	SO	SB	CS	GDP	OBP	SLG
2016	DSL Rays 2	.141	53	185	19	26	4	2	0	7	0	3	3	21-1	59	4	5	4	.236	.184
2017	DSL Rays 2	.206	56	165	27	34	8	3	1	19	5	1	6	29-0	44	2	7	1	.343	.309
2018	DSL Rays 2	.226	53	168	34	38	9	3	2	18	0	3	2	28-0	64	8	8	2	.338	.351
2019	DSL Rays 2	.193	16	57	14	11	2	0	2	2	1	0	3	12-0	18	5	1	1	.361	.333
	GCL Rays	.196	32	92	9	18	1	1	1	4	0	0	4	11-0	35	1	1	0	.308	.261
Minor League Totals		.190	210	667	103	127	24	9	6	50	6	7	18	101-1	220	20	22	8	.310	.280



BACH, CARTER / LEFT-HANDED PITCHER

BATS **Right**
THROWS **Left**
HEIGHT **6'7"**
WEIGHT **230**

BORN **2/14/98** in Clifton, VA
RESIDES **Clifton, VA**
SIGNING SCOUT **Joe Hastings**
ACQUIRED **Selected in the 34th round of the 2019 June Draft**

YEAR	CLUB	W	L	ERA	G	GS	CG	SHO	SV	IP	H	R	ER	HR	HB	BB-I	SO	WP	BK
2019	Princeton	0	0	5.18	16	1	0	0	2	33.0	42	25	19	3	2	20-0	25	5	1

BALBUENA, ALFREDO / INFIELDER

BATS **Right**
THROWS **Right**
HEIGHT **5'10"**
WEIGHT **170**

BORN **11/25/98** in Santiago, DR
RESIDES **Santiago, DR**
SIGNING SCOUT **Victor Torres/Daniel Santana**
ACQUIRED **Signed as a free agent on November 11, 2015**

YEAR	CLUB	AVG	G	AB	R	H	2B	3B	HR	RBI	SH	SF	HB	BB-I	SO	SB	CS	GDP	OBP	SLG
2016	DSL Rays 1	.251	48	175	32	44	10	2	2	16	2	1	3	19-0	28	6	5	4	.333	.366
2017	DSL Rays 1	.237	59	190	18	45	6	4	2	16	2	0	3	24-1	38	13	5	3	.332	.342
2018	DSL Rays 1	.245	53	200	35	49	9	4	2	27	1	4	2	20-1	39	13	4	7	.314	.360
2019	DSL Rays 1	.283	35	120	22	34	10	0	4	18	0	1	3	17-0	17	6	3	2	.383	.467
	DSL Rays 2	.351	27	94	19	33	4	4	3	24	0	4	0	13-0	13	8	3	1	.414	.574
Minor League Totals		.263	222	779	126	205	39	14	13	101	5	10	11	93-2	135	46	20	17	.346	.399

BARETE, CRISTOPHER / OUTFIELDER

BATS **Left**
THROWS **Left**
HEIGHT **5'9"**
WEIGHT **155**

BORN **12/10/01** in San Pedro de Macoris, DR
RESIDES **San Pedro de Macoris, DR**
SIGNING SCOUT **Daniel Santana**
ACQUIRED **Signed as a free agent on August 29, 2018**

YEAR	CLUB	AVG	G	AB	R	H	2B	3B	HR	RBI	SH	SF	HB	BB-I	SO	SB	CS	GDP	OBP	SLG
2019	DSL Rays 1	.200	53	190	30	38	7	0	1	12	3	0	3	20-0	32	14	7	1	.286	.253

BARRAGAN, EDWIN / INFIELDER

BATS **Right**
THROWS **Right**
HEIGHT **5'7"**
WEIGHT **160**

BORN **7/2/2003** in Valencia, VEN
RESIDES **Valencia, VEN**
SIGNING SCOUT **Marlon Roche/William Bergolla**
ACQUIRED **Signed as a free agent on July 2, 2019**

BARREAT, ELIS / INFIELDER

BATS **Right**
THROWS **Right**
HEIGHT **5'9"**
WEIGHT **160**

BORN **5/22/2003** in La Victoria, VEN
RESIDES **Maracay, VEN**
SIGNING SCOUT **Marlon Roche/William Bergolla**
ACQUIRED **Signed as a free agent on July 2, 2019**

BARRIOS, ORLANDO / RIGHT-HANDED PITCHER

BATS **Right**
THROWS **Right**
HEIGHT **6'6"**
WEIGHT **180**

BORN **8/27/01** in Anaco, VEN
RESIDES **Anaco, VEN**
SIGNING SCOUT **Carlos León**
ACQUIRED **Signed as a free agent on June 15, 2018**

YEAR	CLUB	W	L	ERA	G	GS	CG	SHO	SV	IP	H	R	ER	HR	HB	BB-I	SO	WP	BK
2019	DSL Rays 1	1	1	6.46	14	1	0	0	0	23.2	33	20	17	0	5	19-0	26	9	2



BATTENFIELD, PEYTON / RIGHT-HANDED PITCHER

BATS **Right**
THROWS **Right**
HEIGHT **6'4"**
WEIGHT **225**

BORN **8/10/97** in **Tulsa, OK**
RESIDES **Stillwater, OK**
SIGNING SCOUT **Jim Stevenson (Astros)**
ACQUIRED **Via trade from Houston on January 9, 2020**

YEAR	CLUB	W	L	ERA	G	GS	CG	SHO	SV	IP	H	R	ER	HR	HB	BB-I	SO	WP	BK
2019	Tri-City	2	1	1.60	14	5	0	0	0	39.1	23	8	7	0	0	15-0	46	2	1

BAZ, SHANE / RIGHT-HANDED PITCHER

BATS **Right**
THROWS **Right**
HEIGHT **6'3"**
WEIGHT **190**

BORN **6/17/99** in **Houston, TX**
RESIDES **Cypress, TX**
SIGNING SCOUT **Wayne Mathis (Pirates)**
ACQUIRED **Via trade from Pittsburgh on August 14, 2018**

2019 Made 17 starts for Class-A Bowling Green in his first full season in the Rays organization...made 8 apps (1 start) for the Salt River Rafters in the Arizona Fall League, and named to the AFL Rising Stars Game...ranked by *Baseball America* as the No. 71 overall prospect in the minors following the season...was the No. 5 prospect in the Rays system...the publication also tabbed him as having the Best Fastball and Best Slider in the organization. **2018** Acquired from the Pirates as the player to be named from the July 31 trade involving Chris Archer...at the time of the trade, was ranked by *Baseball America* as the No. 4 prospect in the Pirates system...ranked by the publication as the No. 11 prospect in the Rays system following the season, as well as having the Best Slider in the organization. **PERSONAL** Selected by the Pirates in the first round (12th overall) of the 2017 June Draft out of Concordia Lutheran (Texas) High School...committed to pitch at Texas Christian University before signing with the Pirates.

YEAR	CLUB	W	L	ERA	G	GS	CG	SHO	SV	IP	H	R	ER	HR	HB	BB-I	SO	WP	BK
2017	GCL Pirates	0	3	3.80	10	10	0	0	0	23.2	26	12	10	2	1	14-0	19	5	0
2018	Bristol	4	3	3.97	10	10	0	0	0	45.1	45	23	20	2	3	23-0	54	11	1
	Princeton	0	2	7.71	2	2	0	0	0	7.0	11	7	6	1	1	6-0	5	1	0
2019	Bowling Green	3	2	2.99	17	17	0	0	0	81.1	63	30	27	5	5	37-0	87	10	0
Minor League Totals		7	10	3.60	39	39	0	0	0	157.1	145	72	63	10	10	80-0	165	27	1

BERGLUND, MICHAEL / CATCHER

BATS **Left**
THROWS **Right**
HEIGHT **6'2"**
WEIGHT **175**

BORN **7/18/97** in **Corpus Christi, TX**
RESIDES **Corpus Christi, TX**
SIGNING SCOUT **Pat Murphy**
ACQUIRED **Selected in the eighth round of the 2018 June Draft**

YEAR	CLUB	AVG	G	AB	R	H	2B	3B	HR	RBI	SH	SF	HB	BB-I	SO	SB	CS	GDP	SLG	OBP
2018	GCL Rays	.257	34	105	16	27	7	0	0	14	0	2	2	24-0	18	2	2	3	.324	.398
	Princeton	.250	1	4	1	1	0	0	0	1	0	0	0	1-0	1	0	0	0	.250	.400
	Hudson Valley	.200	2	5	2	1	0	0	0	2	0	1	0	4-0	3	0	0	0	.200	.500
2019	Injured-Did Not Play																			
Minor League Totals		.254	37	114	19	29	7	0	0	17	0	3	2	29-0	22	2	2	3	.316	.405



BETTS, CHRIS / CATCHER

BATS **Left**
THROWS **Right**
HEIGHT **6'2"**
WEIGHT **215**

BORN **3/10/97** in Long Beach, CA
RESIDES **Long Beach, CA**
SIGNING SCOUT **Greg Whitworth**
ACQUIRED **Selected in the second round of the 2015 June Draft**

YEAR	CLUB	AVG	G	AB	R	H	2B	3B	HR	RBI	SH	SF	HB	BB-I	SO	SB	CS	GDP	OBP	SLG
2016	GCL Rays	.214	16	42	5	9	2	1	0	6	0	2	1	10-0	13	2	0	0	.364	.310
	Hudson Valley	.157	23	70	2	11	4	0	0	7	0	1	2	17-0	23	0	0	1	.333	.214
2017	GCL Rays	.429	3	7	1	3	2	0	0	1	0	0	0	1-0	1	1	0	0	.500	.714
2018	Bowling Green	.232	16	56	8	13	1	0	1	6	1	1	1	6-0	16	0	0	0	.313	.304
	Hudson Valley	.248	56	206	29	51	16	0	9	36	0	3	1	27-1	44	0	0	6	.333	.456
2019	Bowling Green	.210	110	395	60	83	14	2	19	73	0	3	7	67-1	136	3	0	5	.333	.400
Minor League Totals		.219	224	776	105	170	39	3	29	129	1	10	12	128-2	233	6	0	12	.335	.389

BIVENS, BLAKE / RIGHT-HANDED PITCHER

BATS **Right**
THROWS **Right**
HEIGHT **6'1"**
WEIGHT **195**

BORN **8/11/95** in Danville, VA
RESIDES **Ringgold, VA**
SIGNING SCOUT **Lou Wieben**
ACQUIRED **Selected in the fourth round of the 2014 June Draft**

YEAR	CLUB	W	L	ERA	G	GS	CG	SHO	SV	IP	H	R	ER	HR	HB	BB-I	SO	WP	BK
2014	GCL Rays	0	1	4.05	8	4	0	0	0	20.0	23	10	9	0	3	10-0	16	1	0
2015	Princeton	6	0	2.78	11	11	0	0	0	55.0	53	23	17	4	7	18-0	43	4	0
2016	Charlotte	0	0	6.35	2	0	0	0	0	5.2	13	6	4	0	1	0-0	6	1	0
	Bowling Green	8	4	2.52	16	16	0	0	0	93.0	75	30	26	3	3	34-0	96	2	0
2017	Charlotte	2	3	3.78	10	10	0	0	0	52.1	58	28	22	4	3	17-1	46	1	0
	GCL Rays	0	0	1.29	2	2	0	0	0	7.0	5	2	1	0	0	0-0	7	1	0
2018	Charlotte	6	4	2.83	12	10	1	1	0	57.1	47	21	18	2	2	14-0	48	3	1
	Montgomery	0	2	6.23	6	3	0	0	0	21.2	24	15	15	4	1	12-0	15	1	0
2019	Montgomery	4	0	3.95	27	3	0	0	1	57.0	54	29	25	5	1	39-1	33	5	0
Minor League Totals		26	14	3.34	94	59	1	1	1	369.0	352	164	137	22	21	144-2	310	19	1

BOLDT, RYAN / OUTFIELDER

BATS **Left**
THROWS **Right**
HEIGHT **6'2"**
WEIGHT **210**

BORN **11/22/94** in Red Wing, MN
RESIDES **Pompano Beach, FL**
SIGNING SCOUT **Matt Alison**
ACQUIRED **Selected in the second round of the 2016 June Draft**

YEAR	CLUB	AVG	G	AB	R	H	2B	3B	HR	RBI	SH	SF	HB	BB-I	SO	SB	CS	GDP	SLG	OBP
2016	Hudson Valley	.218	43	170	17	37	5	1	1	15	0	1	5	10-0	24	8	9	1	.276	.280
2017	Charlotte	.295	120	440	60	130	22	6	5	62	2	6	7	39-1	89	23	6	8	.407	.358
2018	Montgomery	.274	62	241	40	66	12		6	7	34	0	3	5	24-1	58	12	2	.461	.348
2019	Injured-Did Not Play																			
Minor League Totals		.274	225	851	117	233	39	13	13	111	2	10	17	73-2	171	43	17	11	.396	.340



BOLIVAR, ROIMER / OUTFIELDER

BATS **Right**
THROWS **Right**
HEIGHT **6'1"**
WEIGHT **175**

BORN **12/10/99** in **Caucagua, VEN**
RESIDES **Caucagua, VEN**
SIGNING SCOUT **Marlon Roche/Ronnie Blanco**
ACQUIRED **Signed as a free agent on July 2, 2016**

YEAR	CLUB	AVG	G	AB	R	H	2B	3B	HR	RBI	SH	SF	HB	BB-I	SO	SB	CS	GDP	OBP	SLG
2017	DSL Rays 1	.184	57	179	18	33	3	1	1	15	2	1	5	21-0	56	11	8	2	.286	.229
2018	DSL Rays 1	.267	55	202	46	54	6	0	2	24	2	2	13	20-1	33	12	7	3	.367	.327
2019	DSL Rays 2	.323	47	155	43	50	12	1	1	24	0	3	7	39-1	30	15	5	3	.471	.432
Minor League Totals		.256	159	536	107	137	21	2	4	63	4	6	25	80-2	119	38	20	8	.374	.325

BRADLEY, TAJ / RIGHT-HANDED PITCHER

BATS **Right**
THROWS **Right**
HEIGHT **6'2"**
WEIGHT **190**

BORN **3/20/01** in **Los Angeles, CA**
RESIDES **Stone Mountain, GA**
SIGNING SCOUT **Milt Hill**
ACQUIRED **Selected in the fifth round of the 2018 June Draft**

2019 Ranked by *Baseball America* as the No. 15 prospect in the Rays system following the season. **PERSONAL** Selected out of Redan (Ga.) High School, the same school that produced former All-Stars Brandon Phillips, Domonic Brown and Wally Joyner...committed to the University of South Carolina before signing with the Rays.

YEAR	CLUB	W	L	ERA	G	GS	CG	SHO	SV	IP	H	R	ER	HR	HB	BB-I	SO	WP	BK
2018	GCL Rays	1	4	5.09	10	9	0	0	0	23.0	26	18	13	1	7	12-0	24	4	1
2019	Princeton	2	5	3.18	12	11	0	0	0	51.0	42	29	18	4	2	19-1	57	6	0
Minor League Totals		3	9	3.77	22	20	0	0	0	74.0	68	47	31	5	9	31-1	81	10	1

BRECHT, BEN / LEFT-HANDED PITCHER

BATS **Left**
THROWS **Left**
HEIGHT **6'7"**
WEIGHT **225**

BORN **1/7/98** in **Evanston, IL**
RESIDES **Wilmette, IL**
SIGNING SCOUT **Greg Whitworth**
ACQUIRED **Selected in the fifth round of the 2019 June Draft**

YEAR	CLUB	W	L	ERA	G	GS	CG	SHO	SV	IP	H	R	ER	HR	HB	BB-I	SO	WP	BK
2019	Hudson Valley	2	0	2.19	10	6	0	0	0	24.2	18	7	6	0	0	4-0	23	1	1

BRIGDEN, TREVOR / RIGHT-HANDED PITCHER

BATS **Left**
THROWS **Right**
HEIGHT **6'3"**
WEIGHT **210**

BORN **9/20/95** in **Toronto, CAN**
RESIDES **North York, CAN**
SIGNING SCOUT **Paul Kirsch**
ACQUIRED **Selected in the 17th round of the 2019 June Draft**

YEAR	CLUB	W	L	ERA	G	GS	CG	SHO	SV	IP	H	R	ER	HR	HB	BB-I	SO	WP	BK
2019	Princeton	3	1	2.45	10	1	0	0	1	18.1	14	7	5	5	1	1-0	23	0	0



BRUNDAGE, BEAU / OUTFIELDER

BATS **Left**
THROWS **Right**
HEIGHT **6'3"**
WEIGHT **170**

BORN **4/29/97** in **Portland, OR**
RESIDES **West Linn, OR**
SIGNING SCOUT **Paul Kirsch**
ACQUIRED **Selected in the 33rd round of the 2018 June Draft**

YEAR	CLUB	AVG	G	AB	R	H	2B	3B	HR	RBI	SH	SF	HB	BB-I	SO	SB	CS	GDP	OBP	SLG
2018	Princeton	.228	30	101	15	23	1	1	0	4	0	2	4	7-0	34	4	1	0	.298	.257
2019	Bowling Green	.180	44	133	16	24	5	2	1	16	0	0	5	26-0	44	5	3	3	.335	.271
	Hudson Valley	.259	33	116	16	30	5	2	1	11	1	1	3	17-0	28	4	5	2	.365	.362
Minor League Totals		.220	107	350	47	77	11	5	2	31	1	3	12	50-0	106	13	9	5	.335	.297

BYRD, VINCENT / RIGHT-HANDED PITCHER

BATS **Right**
THROWS **Right**
HEIGHT **6'7"**
WEIGHT **165**

BORN **10/8/97** in **Long Beach, CA**
RESIDES **Long Beach, CA**
SIGNING SCOUT **Greg Whitworth**
ACQUIRED **Selected in the 14th round of the 2017 June Draft**

YEAR	CLUB	W	L	ERA	G	GS	CG	SHO	SV	IP	H	R	ER	HR	HB	BB-I	SO	WP	BK
2019	GCL Rays	1	1	3.38	9	0	0	0	2	16.0	9	9	6	0	2	6-0	21	3	0
	Princeton	1	1	2.89	5	0	0	0	0	9.1	4	5	3	1	0	1-0	10	1	1
Minor League Totals		2	2	3.20	14	0	0	0	2	25.1	13	14	9	1	2	7-0	31	4	1

CABRERA, ELEARDO / RIGHT-HANDED PITCHER

BATS **Left**
THROWS **Right**
HEIGHT **5'10"**
WEIGHT **180**

BORN **11/8/95** in **Guarenas, VEN**
RESIDES **Guarenas, VEN**
SIGNING SCOUT **Juan Castillo/Ronnie Blanco**
ACQUIRED **Signed as a free agent on August 6, 2013**

YEAR	CLUB	W	L	ERA	G	GS	CG	SHO	SV	IP	H	R	ER	HR	HB	BB-I	SO	WP	BK
2019	Princeton	0	1	3.13	9	0	0	0	1	23.0	20	12	8	1	0	10-0	19	2	1
	Hudson Valley	2	1	3.18	7	0	0	0	2	11.1	5	4	4	0	0	5-0	12	2	0
Minor League Totals		2	2	3.15	16	0	0	0	3	34.1	25	16	12	1	0	15-0	31	4	1

CALMES, NIGEL / CATCHER

BATS **Right**
THROWS **Right**
HEIGHT **6'1"**
WEIGHT **175**

BORN **9/21/99** in **Paradera, Aruba**
RESIDES **Orenjestad, Aruba**
SIGNING SCOUT **Chairon Isenia/Steve Miller/Daniel Santana**
ACQUIRED **Signed as a free agent on December 27, 2017**

YEAR	CLUB	AVG	G	AB	R	H	2B	3B	HR	RBI	SH	SF	HB	BB-I	SO	SB	CS	GDP	OBP	SLG
2018	DSL Rays 1	.248	33	113	16	28	1	2	0	16	1	0	1	15-0	31	9	2	3	.341	.292
2019	DSL Rays 1	.211	23	71	8	15	4	0	0	4	0	1	2	10-0	11	3	0	4	.321	.268
	DSL Rays 2	.250	20	68	12	17	3	0	0	4	0	1	1	11-0	8	1	0	0	.358	.294
Minor League Totals		.238	76	252	36	60	8	2	0	24	1	2	4	36-0	50	13	2	7	.340	.286



CANDELARIO, STIR / OUTFIELDER

BATS **Right**
THROWS **Right**
HEIGHT **6'0"**
WEIGHT **185**

BORN **9/3/00** in Santo Domingo, DR
RESIDES **Santo Domingo, DR**
SIGNING SCOUT **Daniel Santana**
ACQUIRED **Signed as a free agent on March 28, 2018**

YEAR	CLUB	AVG	G	AB	R	H	2B	3B	HR	RBI	SH	SF	HB	BB-I	SO	SB	CS	GDP	OBP	SLG
2018	DSL Rays 1	.255	54	196	31	50	11	3	2	23	2	2	4	22-0	57	4	4	2	.339	.372
2019	DSL Rays 1	.183	65	241	33	44	8	2	4	20	1	2	6	29-1	71	12	2	0	.284	.282
Minor League Totals		.215	119	437	64	94	19	5	6	43	3	4	10	51-1	128	16	6	2	.309	.323

CARDENAS, RUBEN / OUTFIELDER

BATS **Right**
THROWS **Right**
HEIGHT **6'2"**
WEIGHT **185**

BORN **10/10/97** in Burbank, CA
RESIDES **Santa Clarita, CA**
SIGNING SCOUT **David Compton (Indians)**
ACQUIRED **Via trade from Cleveland on 7/28/2019**

YEAR	CLUB	AVG	G	AB	R	H	2B	3B	HR	RBI	SH	SF	HB	BB-I	SO	SB	CS	GDP	OBP	SLG
2018	AZL Indians 1	.300	37	130	20	39	13	3	0	26	1	0	3	18-0	19	3	0	3	.397	.446
	Mahoning Valley	.385	5	13	5	5	2	0	0	4	0	0	0	5-0	1	0	1	0	.556	.538
2019	Lake County	.284	84	320	44	91	19	6	10	54	1	3	3	27-2	69	9	7	7	.343	.475
	Bowling Green	.234	30	111	14	26	5	1	3	16	0	1	2	13-2	21	2	3	3	.323	.378
Minor League Totals		.280	156	574	83	161	39	10	13	100	2	4	8	63-4	110	14	11	13	.357	.451

CARO, CHRISTOPHER / RIGHT-HANDED PITCHER

BATS **Right**
THROWS **Right**
HEIGHT **6'0"**
WEIGHT **175**

BORN **12/14/98** in San Cristobal, DR
RESIDES **San Cristobal, DR**
SIGNING SCOUT **Remmy Hernandez/Daniel Santana**
ACQUIRED **Signed as a free agent on March 28, 2019**

YEAR	CLUB	W	L	ERA	G	GS	CG	SHO	SV	IP	H	R	ER	HR	HB	BB-I	SO	WP	BK
2019	DSL Rays 2	1	0	3.48	9	1	0	0	0	10.1	8	8	4	0	0	11-1	8	8	1

CARRERA, FAUSTINO / LEFT-HANDED PITCHER

BATS **Left**
THROWS **Left**
HEIGHT **5'10"**
WEIGHT **165**

BORN **3/9/99** in Ciudad Obregón, MEX
RESIDES **Ciudad Obregón, MEX**
SIGNING SCOUT **Sergio Hernandez/Louie Eljaua (Cubs)**
ACQUIRED **Selected from Chicago-NL in the Triple-A phase of the 2019 Rule 5 Draft**

YEAR	CLUB	W	L	ERA	G	GS	CG	SHO	SV	IP	H	R	ER	HR	HB	BB-I	SO	WP	BK
2016	DSL Cubs 2	7	2	1.06	13	13	0	0	0	76.1	55	13	9	0	3	19-0	55	3	1
2017	AZL Cubs	2	4	3.88	10	9	0	0	0	51.0	48	26	22	2	1	9-0	30	8	1
2018	Eugene	5	2	2.54	13	9	0	0	0	67.1	48	20	19	4	4	19-0	58	2	3
2019	South Bend	8	7	3.62	22	21	0	0	0	117.0	113	57	47	13	2	29-0	105	6	1
Minor League Totals		22	15	2.80	58	52	0	0	0	311.2	264	116	97	19	10	76-0	248	19	6

CARVAJAL, LINSE / RIGHT-HANDED PITCHER

BATS **Right**
THROWS **Right**
HEIGHT **6'3"**
WEIGHT **165**

BORN **12/5/98** in Barahona, DR
RESIDES **Cristobal, DR**
SIGNING SCOUT **Daniel Santana**
ACQUIRED **Signed as a free agent on November 6, 2019**



CASTELLANOS, DAIWER / OUTFIELDER

BATS **Right**
THROWS **Right**
HEIGHT **5'11"**
WEIGHT **155**

BORN **8/16/00** in **Bejuma, VEN**
RESIDES **Bejuma, VEN**
SIGNING SCOUT **Marlon Roche/William Bergolla**
ACQUIRED **Signed as a free agent on April 13, 2018**

YEAR	CLUB	AVG	G	AB	R	H	2B	3B	HR	RBI	SH	SF	HB	BB-I	SO	SB	CS	GDP	OBP	SLG
2018	DSL Rays 2	.277	47	159	37	44	3	4	1	17	1	1	7	18-0	15	10	4	4	.373	.365
2019	GCL Rays	.273	35	128	19	35	1	1	0	11	0	1	2	11-0	12	4	3	1	.338	.297
	Princeton	.275	10	40	7	11	2	0	1	4	0	0	1	3-0	11	2	0	0	.341	.400
Minor League Totals		.275	92	327	63	90	6	5	2	32	1	2	10	32-0	38	16	7	5	.356	.343

CASTILLO, ESTANLI / OUTFIELDER

BATS **Right**
THROWS **Right**
HEIGHT **6'4"**
WEIGHT **195**

BORN **10/7/01** in **Santo Domingo, DR**
RESIDES **Santo Domingo, DR**
SIGNING SCOUT **Daniel Santana**
ACQUIRED **Signed as a free agent on July 2, 2018**

YEAR	CLUB	AVG	G	AB	R	H	2B	3B	HR	RBI	SH	SF	HB	BB-I	SO	SB	CS	GDP	OBP	SLG
2019	DSL Rays 1	.272	61	232	20	63	8	0	2	27	0	3	1	13-0	61	7	1	7	.309	.332

CASTILLO, FRANKLIN / LEFT-HANDED PITCHER

BATS **Left**
THROWS **Left**
HEIGHT **5'11"**
WEIGHT **155**

BORN **11/3/01** in **Soplaviento, COL**
RESIDES **Soplaviento, COL**
SIGNING SCOUT **Angel Contreras**
ACQUIRED **Signed as a free agent on August 30, 2019**

CATALINA, NERALDO / RIGHT-HANDED PITCHER

BATS **Right**
THROWS **Right**
HEIGHT **6'6"**
WEIGHT **200**

BORN **6/21/00** in **El Seibo, DR**
RESIDES **El Seibo, DR**
SIGNING SCOUT **Fernando Encarnación (Mets)**
ACQUIRED **Via trade from New York-NL on May 12, 2019**

YEAR	CLUB	W	L	ERA	G	GS	CG	SHO	SV	IP	H	R	ER	HR	HB	BB-I	SO	WP	BK
2019	GCL Rays	3	3	2.14	11	1	0	0	0	21.0	20	12	5	0	7	9-1	23	6	0

CERDA, CHRISTIAN / CATCHER

BATS **Right**
THROWS **Right**
HEIGHT **6'0"**
WEIGHT **190**

BORN **12/27/02** in **Bronx, NY**
RESIDES **Santo Domingo, DR**
SIGNING SCOUT **Daniel Santana**
ACQUIRED **Signed as a free agent on July 2, 2019**



CHESTER, CARL / OUTFIELDER

BATS **Right**
THROWS **Right**
HEIGHT **6'0"**
WEIGHT **200**

BORN **12/12/95** in Longwood, FL
RESIDES **Longwood, FL**
SIGNING SCOUT **Victor Rodriguez**
ACQUIRED **Selected in the 12th round of the 2017 June Draft**

YEAR	CLUB	AVG	G	AB	R	H	2B	3B	HR	RBI	SH	SF	HB	BB-I	SO	SB	CS	GDP	OBP	SLG
2017	Princeton	.345	29	119	36	41	6	4	0	12	0	1	5	20-0	12	8	4	0	.455	.462
	Hudson Valley	.293	39	147	26	43	7	2	0	17	0	1	3	12-0	31	8	2	5	.356	.367
2018	Bowling Green	.285	105	393	61	112	23	6	5	63	6	10	8	22-2	67	15	7	4	.328	.412
	Charlotte	.346	14	52	11	18	2	1	2	8	0	2	1	0-0	9	1	0	0	.345	.538
2019	Charlotte	.254	88	323	34	82	12	2	4	32	1	1	4	25-0	82	17	5	6	.314	.341
	Montgomery	.264	31	121	14	32	7	2	2	14	0	0	0	6-0	31	5	2	2	.299	.405
Minor League Totals		.284	306	1155	182	328	57	17	13	146	7	15	21	85-2	232	54	20	17	.340	.397

CHEVEZ, FREDDVIL / INFILDER

BATS **Right**
THROWS **Right**
HEIGHT **6'4"**
WEIGHT **200**

BORN **3/13/00** in Masaya, NIC
RESIDES **Masaya, NIC**
SIGNING SCOUT **Daniel Santana**
ACQUIRED **Signed as a free agent on February 16, 2017**

YEAR	CLUB	AVG	G	AB	R	H	2B	3B	HR	RBI	SH	SF	HB	BB-I	SO	SB	CS	GDP	OBP	SLG
2017	DSL Rays 2	.221	61	217	27	48	11	1	3	32	0	3	5	25-0	51	3	1	3	.312	.323
2018	DSL Rays 2	.214	63	243	30	52	11	1	5	37	0	2	9	15-0	52	2	0	2	.283	.329
2019	DSL Rays 2	.331	37	148	31	49	8	0	4	32	0	1	10	11-0	11	0	1	3	.412	.466
	GCL Rays	.245	26	98	9	24	2	1	0	8	0	1	1	2-0	19	0	0	3	.265	.286
Minor League Totals		.245	187	706	97	173	32	3	12	109	0	7	25	53-0	133	5	2	11	.317	.350

CONTRERAS, ELVIS / LEFT-HANDED PITCHER

BATS **Left**
THROWS **Left**
HEIGHT **5'11"**
WEIGHT **150**

BORN **2/13/99** in Pedro Santana, DR
RESIDES **Santiago de los Caballeros, DR**
SIGNING SCOUT **Felix Fermin/Daniel Santana**
ACQUIRED **Signed as a free agent on November 6, 2019**

CORDERO, DAURIS / RIGHT-HANDED PITCHER

BATS **Right**
THROWS **Right**
HEIGHT **6'3"**
WEIGHT **180**

BORN **7/18/99** in San Cristobal, DR
RESIDES **San Cristobal, DR**
SIGNING SCOUT **Daniel Santana**
ACQUIRED **Signed as a free agent on February 18, 2016**

YEAR	CLUB	W	L	ERA	G	GS	CG	SHO	SV	IP	H	R	ER	HR	HB	BB-I	SO	WP	BK
2016	DSL Rays 1	2	0	6.56	13	0	0	0	2	23.1	29	17	17	3	1	9-0	21	6	0
2017	DSL Rays 2	2	0	5.06	9	2	0	0	0	16.0	19	9	9	0	0	8-0	9	2	0
2018	DSL Rays 2	1	1	3.68	15	13	0	0	0	63.2	56	33	26	0	1	30-0	47	16	2
2019	GCL Rays	2	1	2.45	10	0	0	0	0	29.1	21	9	8	1	4	12-0	33	3	0
Minor League Totals		7	2	4.08	47	15	0	0	2	132.1	125	68	60	4	6	59-0	110	27	2



CORTORREAL, ANEUDY / RIGHT-HANDED PITCHER

BATS **Right**
THROWS **Right**
HEIGHT **6'3"**
WEIGHT **200**

BORN **12/13/99** in Santo Domingo, DR
RESIDES **Santo Domingo, DR**
SIGNING SCOUT **Daniel Santana**
ACQUIRED **Signed as a free agent on October 3, 2018**

YEAR	CLUB	W	L	ERA	G	GS	CG	SHO	SV	IP	H	R	ER	HR	HB	BB-I	SO	WP	BK
2019	DSL Rays 2	5	0	2.03	16	1	0	0	2	31.0	20	8	7	1	2	21-0	44	7	1
	GCL Rays	0	1	3.86	3	0	0	0	0	4.2	6	3	2	0	0	3-0	7	3	0
Minor League Totals		5	1	2.27	19	1	0	0	2	35.2	26	11	9	1	2	24-0	51	10	1

COSTANZO, MICHAEL / LEFT-HANDED PITCHER

BATS **Left**
THROWS **Left**
HEIGHT **6'1"**
WEIGHT **190**

BORN **11/14/95** in Chicago, IL
RESIDES **Clarksville, TN**
SIGNING SCOUT **Steve Ames**
ACQUIRED **Selected in the 31st round of the 2018 June Draft**

YEAR	CLUB	W	L	ERA	G	GS	CG	SHO	SV	IP	H	R	ER	HR	HB	BB-I	SO	WP	BK
2018	Princeton	2	1	2.08	19	0	0	0	6	26.0	30	9	6	2	2	5-0	37	1	0
2019	Hudson Valley	0	0	5.40	3	0	0	0	0	6.2	8	4	4	2	0	0-0	7	1	0
	Bowling Green	1	3	3.73	16	1	0	0	3	31.1	33	14	13	2	1	8-1	29	7	0
Minor League Totals		3	4	3.23	38	1	0	0	9	64.0	71	27	23	6	3	13-1	73	9	0

CRUZ, SAMUEL / RIGHT-HANDED PITCHER

BATS **Right**
THROWS **Right**
HEIGHT **6'3"**
WEIGHT **160**

BORN **1/9/02** in Quisqueya, DR
RESIDES **Quisqueya, DR**
SIGNING SCOUT **Remmy Hernandez/Daniel Santana**
ACQUIRED **Signed as a free agent on November 29, 2018**

YEAR	CLUB	W	L	ERA	G	GS	CG	SHO	SV	IP	H	R	ER	HR	HB	BB-I	SO	WP	BK
2019	DSL Rays 1	0	0	12.42	15	2	0	0	0	16.2	19	29	23	1	4	32-0	16	13	0

CUMBIE, TREY / LEFT-HANDED PITCHER

BATS **Left**
THROWS **Left**
HEIGHT **6'2"**
WEIGHT **200**

BORN **7/12/96** in Lufkin, TX
RESIDES **Lufkin, TX**
SIGNING SCOUT **Pat Murphy**
ACQUIRED **Selected in the 13th round of the 2018 June Draft**

YEAR	CLUB	W	L	ERA	G	GS	CG	SHO	SV	IP	H	R	ER	HR	HB	BB-I	SO	WP	BK
2018	Hudson Valley	3	1	3.62	17	0	0	0	1	32.1	27	14	13	2	3	7-0	43	2	0
2019	Bowling Green	2	1	3.06	17	0	0	0	4	32.1	28	14	11	3	1	18-0	50	5	0
	Charlotte	1	0	1.91	16	1	0	0	2	28.1	23	7	6	0	1	11-1	28	2	0
Minor League Totals		6	2	2.90	50	1	0	0	7	93.0	78	35	30	5	5	36-1	121	9	0

CURET, YONIEL / RIGHT-HANDED PITCHER

BATS **Right**
THROWS **Right**
HEIGHT **6'2"**
WEIGHT **190**

BORN **11/3/02** in San Pedro de Macoris, DR
RESIDES **San Pedro de Macoris, DR**
SIGNING SCOUT **Daniel Santana**
ACQUIRED **Signed as a free agent on July 2, 2019**



DACOSTA, FRANKLIN / LEFT-HANDED PITCHER

BATS **Left**
THROWS **Left**
HEIGHT **5'11"**
WEIGHT **160**

BORN **2/27/00** in La Guaira, VEN
RESIDES **Catia La Mar, VEN**
SIGNING SCOUT **Juan Castillo/Marlon Roche/Ronnie Blanco**
ACQUIRED **Signed as a free agent on October 31, 2016**

YEAR	CLUB	W	L	ERA	G	GS	CG	SHO	SV	IP	H	R	ER	HR	HB	BB-I	SO	WP	BK
2017	DSL Rays 1	0	2	4.13	14	3	0	0	0	32.2	27	18	15	0	3	14-0	27	8	0
2018	DSL Rays 1	2	3	2.79	15	6	0	0	0	42.0	31	14	13	0	1	17-0	55	3	0
2019	GCL Rays	3	2	2.09	10	5	0	0	0	38.2	31	11	9	2	1	10-0	36	4	0
Minor League Totals		5	7	2.94	39	14	0	0	0	113.1	89	43	37	2	5	41-0	118	15	0

DAVIS, JOHNNY / OUTFIELDER

BATS **Switch**
THROWS **Right**
HEIGHT **5'10"**
WEIGHT **180**

BORN **4/26/90** in Compton, CA
RESIDES **Compton, CA**
SIGNING SCOUT **Dan Huston (Brewers)**
ACQUIRED **Signed as a free agent on August 26, 2019**

YEAR	CLUB	AVG	G	AB	R	H	2B	3B	HR	RBI	SH	SF	HB	BB-I	SO	SB	CS	GDP	OBP	SLG
2013	AZL Brewers	.294	30	102	11	30	5	1	0	9	1	0	1	8-0	21	17	5	0	.351	.363
2014	Wisconsin	.258	110	430	57	111	3	4	0	16	13	2	3	35-0	116	32	21	3	.317	.284
2015	Brevard County	.216	10	37	6	8	2	0	0	0	1	0	0	2-0	15	4	2	0	.256	.270
2016	Brevard County	.295	58	217	35	64	6	2	0	14	3	0	3	31-0	50	16	10	0	.390	.341
	Biloxi	.261	69	218	32	57	4	4	1	6	4	0	2	14-0	63	16	5	1	.312	.330
2017	Biloxi	.263	133	505	63	133	12	6	5	30	8	1	3	36-1	119	52	12	6	.316	.341
2018	Colorado Springs	.118	9	17	2	2	0	0	0	1	0	0	0	1-0	8	2	0	0	.167	.118
	Kansas City (IND)	.273	11	55	4	15	1	2	0	8	0	0	0	1-0	12	6	3	0	.286	.364
	Dos Laredos (MEX)	.312	55	231	42	72	16	6	4	25	3	0	4	23-1	54	28	6	0	.384	.485
2019	Dos Laredos (MEX)	.298	92	372	74	111	15	4	4	33	8	3	5	30-1	83	48	11	3	.356	.392
	Oaxaca (MEX)	.308	14	52	10	16	0	2	0	5	2	2	0	3-0	12	6	2	0	.333	.385
	Montgomery	.000	5	2	1	0	0	0	0	0	0	0	0	0-0	1	3	1	0	.000	.000
	Tampa Bay	.250	8	4	5	1	0	1	0	0	0	0	0	0-0	2	0	0	0	.250	.750
Minor League Totals		.265	424	1528	207	405	32	17	6	76	30	3	12	127-1	393	142	56	10	.326	.320
Major League Totals		.250	8	4	5	1	0	1	0	0	0	0	0	0-0	2	0	0	0	.250	.750
Mexican League Totals		.304	161	655	126	199	31	12	8	63	13	5	9	56-2	149	82	19	3	.364	.424

DE LA CRUZ, WILLMER / INFILDER

BATS **Switch**
THROWS **Right**
HEIGHT **5'8"**
WEIGHT **170**

BORN **4/6/2003** in Santo Domingo, DR
RESIDES **Santo Domingo, DR**
SIGNING SCOUT **Daniel Santana**
ACQUIRED **Signed as a free agent on July 2, 2019**

DE LA ROSA, MANUEL / LEFT-HANDED PITCHER

BATS **Left**
THROWS **Left**
HEIGHT **6'0"**
WEIGHT **155**

BORN **4/20/2003** in Santo Domingo, DR
RESIDES **Santo Domingo, DR**
SIGNING SCOUT **Daniel Santana**
ACQUIRED **Signed as a free agent on September 4, 2019**



DE LOS SANTOS, JOSÉ / RIGHT-HANDED PITCHER

BATS **Right**
THROWS **Right**
HEIGHT **6'0"**
WEIGHT **175**

BORN **9/19/99** in San Pedro de Macorís, DR
RESIDES **San Pedro de Macorís, DR**
SIGNING SCOUT **Daniel Santana**
ACQUIRED **Signed as a free agent on July 2, 2016**

YEAR	CLUB	W	L	ERA	G	GS	CG	SHO	SV	IP	H	R	ER	HR	HB	BB-I	SO	WP	BK
2018	DSL Rays 1	0	0	0.00	7	2	0	0	0	12.2	3	1	0	0	1	4-0	7	2	0
2019	DSL Rays 2	0	1	7.98	11	1	0	0	1	14.2	22	20	13	0	5	7-0	13	2	1
	DSL Rays 1	1	1	1.26	7	0	0	0	0	14.1	15	8	2	0	3	7-0	13	4	0
Minor League Totals		1	2	3.24	25	3	0	0	1	41.2	40	29	15	0	9	18-0	33	8	1

DEL ROSARIO, DAURY / INFIELDER

BATS **Switch**
THROWS **Right**
HEIGHT **6'1"**
WEIGHT **180**

BORN **2/14/02** in San Pedro de Macorís, DR
RESIDES **San Pedro de Macorís, DR**
SIGNING SCOUT **Remmy Hernandez/Daniel Santana**
ACQUIRED **Signed as a free agent on July 2, 2018**

YEAR	CLUB	AVG	G	AB	R	H	2B	3B	HR	RBI	SH	SF	HB	BB-I	SO	SB	CS	GDP	OBP	SLG
2019	DSL Rays 2	.193	60	207	29	40	8	1	1	26	1	4	5	36-0	61	5	7	4	.321	.256

DÍAZ, JHON / OUTFIELDER

BATS **Left**
THROWS **Left**
HEIGHT **5'9"**
WEIGHT **165**

BORN **10/1/02** in Santo Domingo, DR
RESIDES **Santo Domingo, DR**
SIGNING SCOUT **Daniel Santana**
ACQUIRED **Signed as a free agent on August 29, 2019**

2019 Ranked by *Baseball America* as the No. 26 prospect in the Rays system following the season.

DIMON, DAWSON / CATCHER

BATS **Right**
THROWS **Right**
HEIGHT **6'1"**
WEIGHT **185**

BORN **5/17/99** in Lancaster, CA
RESIDES **Lancaster, CA**
SIGNING SCOUT **Greg Whitworth**
ACQUIRED **Selected in the 34th round of the 2018 June Draft**

YEAR	CLUB	AVG	G	AB	R	H	2B	3B	HR	RBI	SH	SF	HB	BB-I	SO	SB	CS	GDP	OBP	SLG
2018	GCL Rays	.194	13	31	1	6	1	0	0	4	1	0	4	4-0	7	0	0	3	.359	.226
2019	Princeton	.226	9	31	5	7	4	0	0	3	0	0	0	3-0	16	0	0	0	.294	.355
	GCL Rays	.138	11	29	0	4	1	0	0	2	0	0	0	0-0	10	1	0	1	.138	.172
Minor League Totals		.187	33	91	6	17	6	0	0	9	1	0	4	7-0	33	1	0	4	.275	.253

DISHMEY, CHRISTOPHER / RIGHT-HANDED PITCHER

BATS **Right**
THROWS **Right**
HEIGHT **6'2"**
WEIGHT **200**

BORN **11/12/00** in Samaná, DR
RESIDES **Samaná, DR**
SIGNING SCOUT **Daniel Santana**
ACQUIRED **Signed as a free agent on November 25, 2019**



DISLA, JOSÉ / RIGHT-HANDED PITCHER

BATS **Right**
THROWS **Right**
HEIGHT **6'2"**
WEIGHT **165**

BORN **3/11/96** in San Francisco de Macoris, DR
RESIDES **San Francisco de Macoris, DR**
SIGNING SCOUT **Daniel Santana**
ACQUIRED **Signed as a free agent on March 15, 2013**

YEAR	CLUB	W	L	ERA	G	GS	CG	SHO	SV	IP	H	R	ER	HR	HB	BB-I	SO	WP	BK
2013	DSL Rays	1	1	4.97	6	0	0	0	0	12.2	12	7	7	1	0	4-0	14	1	0
2014	DSL Rays	0	3	4.05	14	14	0	0	0	46.2	43	25	21	1	3	29-0	41	14	0
2015	GCL Rays	1	5	5.44	12	8	0	0	0	41.1	46	29	25	0	2	21-0	26	6	0
2016	Princeton	0	2	4.94	8	7	0	0	0	27.1	24	15	15	3	0	12-0	26	5	1
2017	Hudson Valley	0	1	5.17	10	0	0	0	1	15.2	16	9	9	2	0	7-0	7	2	0
	Princeton	1	0	7.36	6	0	0	0	0	11.0	15	9	9	3	0	7-0	6	2	0
2018	Bowling Green	0	1	2.95	22	0	0	0	3	39.2	29	19	13	4	0	13-0	56	4	0
	Charlotte	2	1	4.66	10	0	0	0	0	19.1	19	11	10	0	1	7-0	15	1	0
2019	Montgomery	0	2	3.38	6	1	0	0	0	8.0	3	3	3	1	2	5-0	3	0	1
Minor League Totals		5	16	4.55	94	30	0	0	4	221.2	207	127	112	15	8	105-0	194	35	2

DODSON, TANNER / RIGHT-HANDED PITCHER ♦ OUTFIELDER

BATS **Right**
THROWS **Right**
HEIGHT **6'1"**
WEIGHT **160**

BORN **5/9/97** in Sacramento, CA
RESIDES **Port Charlotte, FL**
SIGNING SCOUT **Alan Hull**
ACQUIRED **Selected in Competitive Balance Round B of the 2018 June Draft**

YEAR	CLUB	W	L	ERA	G	GS	CG	SHO	SV	IP	H	R	ER	HR	HB	BB-I	SO	WP	BK
2018	Hudson Valley	1	0	1.44	9	0	0	0	1	25.0	12	7	4	0	3	5-0	25	1	0
2019	Charlotte	0	1	5.29	8	3	0	0	0	17.0	28	11	10	2	1	9-1	15	2	0
Minor League Totals		1	1	3.00	17	3	0	0	1	42.0	40	18	14	2	4	14-1	40	3	0

YEAR	CLUB	AVG	G	AB	R	H	2B	3B	HR	RBI	SH	SF	HB	BB-I	SO	SB	CS	GDP	OBP	SLG
2018	Hudson Valley	.273	49	198	30	54	7	3	2	19	0	3	3	20-0	34	8	3	5	.344	.369
2019	Charlotte	.250	15	60	9	15	4	1	0	8	0	0	0	3-0	10	3	1	0	.286	.350
Minor League Totals		.267	64	258	39	69	11	4	2	27	0	3	3	23-0	44	11	4	5	.331	.364

DOMÍNGUEZ, JUSTINO / RIGHT-HANDED PITCHER

BATS **Right**
THROWS **Right**
HEIGHT **5'11"**
WEIGHT **180**

BORN **9/26/01** in Mao, DR
RESIDES **Santiago de los Caballeros, DR**
SIGNING SCOUT **Carlos Herazo/Daniel Santana/Remmy Hernandez**
ACQUIRED **Signed as a free agent on July 2, 2018**

YEAR	CLUB	W	L	ERA	G	GS	CG	SHO	SV	IP	H	R	ER	HR	HB	BB-I	SO	WP	BK
2019	DSL Rays 1	0	6	8.71	9	7	0	0	0	20.2	25	24	20	2	3	23-0	15	7	0

DOXAKIS, JOHN / LEFT-HANDED PITCHER

BATS **Right**
THROWS **Left**
HEIGHT **6'4"**
WEIGHT **210**

BORN **8/20/98** in Houston, TX
RESIDES **Houston, TX**
SIGNING SCOUT **Pat Murphy**
ACQUIRED **Selected in the second round of the 2019 June Draft**

2019 Ranked by *Baseball America* as the No. 21 prospect in the Rays system following the season. **PERSONAL** His last name is pronounced dox-ACK-iss...in 2019, spent four days at the Rays Dominican academy getting a firsthand look at the organization's Latin American operations...selected out of Texas A&M University, where he went 7-4 with a 2.06 ERA (104.2-IP, 24-ER) and 115 SO in 16 apps (all starts) as a junior...attended Lamar High School in Houston.

YEAR	CLUB	W	L	ERA	G	GS	CG	SHO	SV	IP	H	R	ER	HR	HB	BB-I	SO	WP	BK
2019	Hudson Valley	0	0	1.93	12	10	0	0	0	32.2	20	8	7	0	3	11-0	31	0	0



DRISCOLL, LOGAN / CATCHER ♦ OUTFIELDER

BATS **Left**
THROWS **Right**
HEIGHT **6'1"**
WEIGHT **195**

BORN **11/3/97** in Colorado Springs, CO
RESIDES **Burke, VA**
SIGNING SCOUT **Daniel Sader (Padres)**
ACQUIRED **Via trade from San Diego on February 9, 2020**

YEAR	CLUB	AVG	G	AB	R	H	2B	3B	HR	RBI	SH	SF	HB	BB-I	SO	SB	CS	GDP	OBP	SLG
2019	Tri-City	.268	39	142	20	38	14	2	3	20	0	3	2	15-0	23	0	1	1	.340	.458

DUM, BRYAN / RIGHT-HANDED PITCHER

BATS **Right**
THROWS **Right**
HEIGHT **5'11"**
WEIGHT **170**

BORN **10/26/01** in Cantaura, VEN
RESIDES **Anaco, VEN**
SIGNING SCOUT **Marlon Roche/Frederico Hernandez**
ACQUIRED **Signed as a free agent on July 2, 2018**

YEAR	CLUB	W	L	ERA	G	GS	CG	SHO	SV	IP	H	R	ER	HR	HB	BB-I	SO	WP	BK
2019	DSL Rays 1	0	0	13.50	1	1	0	0	0	0.2	2	2	1	0	0	2-0	0	0	0

EDWARDS, K.V. / OUTFIELDER

BATS **Right**
THROWS **Right**
HEIGHT **6'2"**
WEIGHT **190**

BORN **3/5/98** in Hammond, IN
RESIDES **Oklahoma City, OK**
SIGNING SCOUT **Matt Alison**
ACQUIRED **Selected in the 36th round of the 2018 June Draft**

YEAR	CLUB	AVG	G	AB	R	H	2B	3B	HR	RBI	SH	SF	HB	BB-I	SO	SB	CS	GDP	OBP	SLG
2018	GCL Rays	.247	24	77	11	19	4	1	0	8	2	0	3	8-1	25	4	1	3	.341	.325
2019	Hudson Valley	.213	62	211	35	45	6	4	4	12	2	1	2	18-0	71	19	7	4	.280	.336
Minor League Totals		.222	86	288	46	64	10	5	4	20	4	1	5	26-1	96	23	8	7	.297	.333

EDWARDS, XAVIER / INFIELDER

BATS **Switch**
THROWS **Right**
HEIGHT **5'9"**
WEIGHT **160**

BORN **8/9/99** in Mineola, NY
RESIDES **Wellington, FL**
SIGNING SCOUT **Brian Cruz (Padres)**
ACQUIRED **Via trade from San Diego on December 6, 2019**

2019 Hit .322/.375/.396 (162-for-503) with 18 2B, 8 3B, 1 HR, 43 RBI and 34 SB in 123 games between Class-A Fort Wayne and Class-A Lake Elsinore...led Padres minor leaguers in hits and tied for 2nd in steals...struck out 54 times in 561 PA, and his swing-and-miss rate was the lowest among all teenagers in the minors...named to the Midwest League midseason and postseason All-Star teams...named to the Padres Organizational All-Star Team by MLB.com...acquired by the Rays in the five-player trade involving Hunter Renfroe and Tommy Pham...ranked by *Baseball America* as the No. 85 overall prospect in the minors following the season...was the No. 8 prospect in the Rays system, No. 6 prospect in the MWL and No. 10 prospect in the California League...the publication also tabbed him as the Best Defensive Second Baseman in the MWL in its Best Tools survey. **2018** In his first professional season, hit .346/.453/.409 (55-for-159) with 22 SB in 45 games between the Rookie-level AZL Padres and Short-A Tri-City...ranked by *Baseball America* as the No. 21 prospect in the Padres system following the season. **PERSONAL** Selected by the Padres in the first round (38th overall) of the 2018 June Draft out of North Broward Prep in Coconut Creek, Fla. ...committed to Vanderbilt University before signing with the Padres.

YEAR	CLUB	AVG	G	AB	R	H	2B	3B	HR	RBI	SH	SF	HB	BB-I	SO	SB	CS	GDP	OBP	SLG
2018	AZL Padres 1	.384	21	73	19	28	4	1	0	11	1	1	0	13-0	10	12	1	0	.471	.466
	Tri-City	.314	24	86	21	27	4	0	0	5	2	0	1	18-1	15	10	0	0	.438	.360
2019	Fort Wayne	.336	77	307	44	103	13	4	1	30	2	4	1	30-2	35	20	9	3	.392	.414
	Lake Elsinore	.301	46	196	32	59	5	4	0	13	5	1	1	14-1	19	14	2	4	.349	.367
Minor League Totals		.328	168	662	116	217	26	9	1	59	10	6	3	75-4	79	56	12	7	.395	.399



EMBRY, JONATHAN / CATCHER

BATS **Left**
THROWS **Right**
HEIGHT **5'10"**
WEIGHT **185**

BORN **11/26/96** in Louisville, KY
RESIDES **Louisville, KY**
SIGNING SCOUT **Lou Wieben**
ACQUIRED **Selected in the 10th round of the 2019 June Draft**

YEAR	CLUB	AVG	G	AB	R	H	2B	3B	HR	RBI	SH	SF	HB	BB-I	SO	SB	CS	GDP	OBP	SLG
2019	Hudson Valley	.185	37	119	13	22	5	2	0	11	0	1	2	24-1	32	3	1	2	.329	.261

FELIPE, ÁNGEL / RIGHT-HANDED PITCHER

BATS **Right**
THROWS **Right**
HEIGHT **6'5"**
WEIGHT **190**

BORN **8/30/97** in Villa Mella, DR
RESIDES **Baní, DR**
SIGNING SCOUT **Miguel Richardson/Daniel Santana**
ACQUIRED **Signed as a free agent on June 15, 2015**

YEAR	CLUB	W	L	ERA	G	GS	CG	SHO	SV	IP	H	R	ER	HR	HB	BB-I	SO	WP	BK
2015	DSL Rays	1	2	8.68	7	0	0	0	0	9.1	4	10	9	0	1	13-0	6	12	2
2016	DSL Rays 1	1	3	4.15	13	6	0	0	1	26.0	23	19	12	0	3	21-0	18	14	0
2017	GCL Rays	0	2	14.25	10	0	0	0	1	12.0	19	19	19	1	2	18-0	14	6	1
2018	GCL Rays	1	1	6.17	12	0	0	0	0	23.1	30	17	16	0	2	15-0	26	9	0
2019	Princeton	3	4	4.45	15	0	0	0	0	30.1	23	23	15	0	4	24-1	36	8	0
Minor League Totals		6	12	6.33	57	6	0	0	2	101.0	99	88	71	1	12	91-1	100	49	3

FELIZ, ALEXIS / INFIELDER

BATS **Left**
THROWS **Right**
HEIGHT **5'10"**
WEIGHT **155**

BORN **9/26/02** in La Romana, DR
RESIDES **La Romana, DR**
SIGNING SCOUT **Daniel Santana**
ACQUIRED **Signed as a free agent on July 2, 2019**

FELIZ, LUIS / OUTFIELDER

BATS **Switch**
THROWS **Right**
HEIGHT **5'10"**
WEIGHT **155**

BORN **5/8/02** in Monte Plata, DR
RESIDES **Monte Plata, DR**
SIGNING SCOUT **Daniel Santana**
ACQUIRED **Signed as a free agent on May 22, 2019**

YEAR	CLUB	AVG	G	AB	R	H	2B	3B	HR	RBI	SH	SF	HB	BB-I	SO	SB	CS	GDP	OBP	SLG
2019	DSL Rays 2	.265	23	68	15	18	5	3	0	3	0	0	0	14-0	18	6	2	1	.390	.426

FERNÁNDEZ, CHRISTIAN / RIGHT-HANDED PITCHER

BATS **Right**
THROWS **Right**
HEIGHT **6'2"**
WEIGHT **170**

BORN **8/11/99** in Cabimas, VEN
RESIDES **Cabimas, VEN**
SIGNING SCOUT **William Bergolla/Marlon Roche/Ronnie Blanco**
ACQUIRED **Signed as a free agent on March 23, 2016**

YEAR	CLUB	W	L	ERA	G	GS	CG	SHO	SV	IP	H	R	ER	HR	HB	BB-I	SO	WP	BK
2016	DSL Rays 2	1	3	4.84	16	0	0	0	1	35.1	30	20	19	3	4	21-0	34	4	0
2017	DSL Rays 1	0	5	3.41	14	14	0	0	0	60.2	45	33	23	2	9	24-0	52	5	0
2018	DSL Rays 2	0	0	2.60	4	4	0	0	0	17.1	11	6	5	1	2	8-0	17	2	1
	GCL Rays	3	1	2.61	10	6	0	0	0	41.1	36	14	12	3	5	17-0	45	6	0
2019	Princeton	2	2	6.00	12	11	0	0	0	51.0	53	36	34	9	5	19-0	51	8	1
Minor League Totals		6	11	4.07	56	35	0	0	1	205.2	175	109	93	18	25	89-0	199	25	2



FERNÁNDEZ, MARIO / CATCHER

BATS **Right**
THROWS **Right**
HEIGHT **5'11"**
WEIGHT **170**

BORN **9/28/00** in Maracay, VEN
RESIDES **Mariara, VEN**
SIGNING SCOUT **Edward Rojas**
ACQUIRED **Signed as a free agent on April 23, 2019**

YEAR	CLUB	AVG	G	AB	R	H	2B	3B	HR	RBI	SH	SF	HB	BB-I	SO	SB	CS	GDP	OBP	SLG
2019	DSL Rays 1	.118	12	34	2	4	1	0	0	3	0	0	6	2-0	5	2	1	1	.286	.147

FIGUERO, ALBERTO / INFIELDER

BATS **Switch**
THROWS **Right**
HEIGHT **5'8"**
WEIGHT **145**

BORN **4/24/00** in Azua, DR
RESIDES **Azua, DR**
SIGNING SCOUT **Daniel Santana**
ACQUIRED **Signed as a free agent on July 3, 2017**

YEAR	CLUB	AVG	G	AB	R	H	2B	3B	HR	RBI	SH	SF	HB	BB-I	SO	SB	CS	GDP	OBP	SLG
2018	DSL Rays 2	.282	64	234	49	66	8	6	0	25	2	4	9	32-1	38	36	3	0	.384	.368
2019	GCL Rays	.267	36	105	12	28	3	1	0	3	2	0	2	8-0	21	4	2	2	.330	.314
Minor League Totals		.277	100	339	61	94	11	7	0	28	4	4	11	40-1	59	40	5	2	.368	.351

FIGUEROA, HECTOR / RIGHT-HANDED PITCHER

BATS **Right**
THROWS **Right**
HEIGHT **6'3"**
WEIGHT **190**

BORN **11/30/94** in Santo Domingo, DR
RESIDES **Villa Mella, DR**
SIGNING SCOUT **Ramon Pena/Felix Nivar/Marcelino Vallejo (Indians)**
ACQUIRED **Selected from Cleveland in the Triple A phase of the 2018 Rule 5 Draft**

YEAR	CLUB	W	L	ERA	G	GS	CG	SHO	SV	IP	H	R	ER	HR	HB	BB-I	SO	WP	BK
2015	DSL Indians	4	0	2.93	17	0	0	0	3	30.2	31	20	10	1	4	16-0	22	6	0
2016		Did Not Play																	
2017	DSL Indians	3	1	3.74	16	0	0	0	1	33.2	39	19	14	1	2	11-0	28	4	0
2018	AZL Indians 1	1	0	2.78	14	0	0	0	2	22.2	22	7	7	0	0	10-0	22	2	0
2019	Hudson Valley	0	2	2.10	14	0	0	0	5	25.2	24	10	6	1	1	9-0	23	6	0
	Bowling Green	1	1	0.84	6	0	0	0	0	10.2	9	4	1	0	0	3-0	8	2	0
Minor League Totals		9	4	2.77	67	0	0	0	11	123.1	125	60	38	3	7	49-0	103	20	0

FINEMAN, RYAN / CATCHER

BATS **Right**
THROWS **Right**
HEIGHT **6'0"**
WEIGHT **220**

BORN **11/17/96** in Agoura Hills, CA
RESIDES **Westlake Village, CA**
SIGNING SCOUT **James Bonnici**
ACQUIRED **Signed as a non-drafted free agent on June 13, 2019**

YEAR	CLUB	AVG	G	AB	R	H	2B	3B	HR	RBI	SH	SF	HB	BB-I	SO	SB	CS	GDP	OBP	SLG
2019	GCL Rays	.158	17	38	4	6	3	0	0	5	0	0	2	3-0	10	0	0	4	.256	.237

FORTUNA, SAUL / OUTFIELDER

BATS **Right**
THROWS **Right**
HEIGHT **6'3"**
WEIGHT **185**

BORN **8/3/00** in San Juan De La Maguana, DR
RESIDES **San Juan De La Maguana, DR**
SIGNING SCOUT **Daniel Santana/Carlos Herazo**
ACQUIRED **Signed as a free agent on March 12, 2018**

YEAR	CLUB	AVG	G	AB	R	H	2B	3B	HR	RBI	SH	SF	HB	BB-I	SO	SB	CS	GDP	OBP	SLG
2018	DSL Rays 2	.257	58	218	25	56	7	1	1	27	0	3	7	11-0	60	3	7	9	.310	.312
2019	GCL Rays	.205	11	44	7	9	2	1	1	6	0	1	0	1-0	13	0	0	0	.217	.364
Minor League Totals		.248	69	262	32	65	9	2	2	33	0	4	7	12-0	73	3	7	9	.295	.321



FRANCO, MICHAEL / RIGHT-HANDED PITCHER

BATS **Right**
THROWS **Right**
HEIGHT **5'11"**
WEIGHT **200**

BORN **11/30/1991** in **Corpus Christi, TX**
RESIDES **Corpus Christi, TX**
SIGNING SCOUT **Ronnie Merrill**
ACQUIRED **Selected in the seventh round of the 2014 June Draft**

YEAR	CLUB	W	L	ERA	G	GS	CG	SHO	SV	IP	H	R	ER	HR	HB	BB-I	SO	WP	BK
2014	GCL Rays	1	0	0.00	1	0	0	0	0	2.0	1	0	0	0	0	0-0	2	0	0
	Hudson Valley	0	1	4.11	10	1	0	0	2	15.1	24	9	7	1	0	2-0	18	0	0
2015	Bowling Green	0	2	1.87	23	0	0	0	4	43.1	35	11	9	2	1	13-0	47	6	0
	Charlotte	2	1	0.75	14	0	0	0	1	24.0	17	5	2	0	0	9-0	24	6	0
2016	Charlotte	7	5	1.89	33	3	0	0	4	71.1	48	23	15	3	2	35-2	73	2	0
2017	Montgomery	5	2	3.15	26	13	0	0	0	85.2	66	31	30	8	2	43-1	76	2	1
	Durham	0	0	0.00	1	1	0	0	0	4.1	1	0	0	0	0	6-1	4	0	0
2018	Montgomery	1	0	2.16	12	0	0	0	3	16.2	7	4	4	0	0	6-1	20	0	0
	Durham	3	3	3.52	29	1	0	0	1	46.0	41	19	18	8	0	15-2	47	1	0
2019	Durham	5	0	4.11	22	0	0	0	1	35.0	30	16	16	5	1	17-0	34	0	0
	Charlotte	0	0	9.00	2	0	0	0	0	3.0	3	3	3	0	1	2-0	7	1	1
Minor League Totals		24	14	2.70	173	19	0	0	16	346.2	273	121	104	27	7	148-7	352	18	2

FRANCO, WANDER / INFIELDER

BATS **Switch**
THROWS **Right**
HEIGHT **5'10"**
WEIGHT **190**

BORN **3/1/01** in **Baní, DR**
RESIDES **Baní, DR**
SIGNING SCOUT **Carlos Rodriguez/Daniel Santana**
ACQUIRED **Signed as a free agent on July 2, 2017**

2019 Named Minor League Player of the Year by the Rays Baseball Operations department, batting .327/.398/.487 (139-for-425) with 27 2B, 7 3B, 9 HR and 53 RBI in 114 games between Class-A Bowling Green and Class-A Charlotte, with more walks (56) than strikeouts (35)...led Rays minor leaguers with 82 runs, tied for 1st in hits, ranked 2nd with 207 total bases and 4th in avg. (min. 150 AB)...named to the Midwest League midseason All-Star Team and earned postseason honors in both the MWL and Florida State League...played in the Futures Game in July at Progressive Field, batting leadoff for the AL Team...at the time of his June 25 promotion to Charlotte, ranked among MWL leaders in avg. (.318, 2nd), on-base pct. (.390, 4th), extra-base hits (27, tied for 4th) and slugging pct. (.506, 6th)...from his Stone Crabs debut through season's end, led the FSL with a .339 avg. and .408 OBP, ranked 2nd with 40 runs, 3rd with a .464 SLG, 5th with 65 hits and tied for 7th with 89 total bases...named to the Rays Organizational All-Star Team by MLB.com...ranked by *Baseball America* and MLB.com as the No. 1 overall prospect in the minors following the season...was the fifth shortstop to earn the No. 1 ranking from *Baseball America*, joining Corey Seager (2016), Jurickson Profar (2013), Álex Rodríguez (1995) and Chipper Jones (1993)...the publication also tabbed him as the Best Batting Prospect, Best Strike-Zone Judgment and Most Exciting Player in the MWL in its Best Tools survey...ranked by *Baseball America* as the Best Hitter for Average and Best Strike-Zone Judgment in the Rays organization for a second consecutive year, and named to its Minor League All-Star Team...was the youngest player to land atop MLB.com's preseason prospects list since they started ranking in 2004. **2018** Named the Appalachian League Player of the Year...named Most Valuable Player for Rookie-level Princeton by the Rays Baseball Operations department...named to the Appalachian League postseason All-Star Team after leading the league with 85 hits, 57 RBI (tied) and 142 total bases...tied for 2nd with 28 XBH, ranked 3rd with a .587 SLG and 4th with a .351 avg., which was 2nd among Rays minor leaguers...hit for the cycle on July 14, recorded a 25-game hitting streak from June 23-July 25 and a 53-game on-base streak from June 23-Aug 24...named the Rays Minor League Hitter of the Month for both July and August...named to the Rays Organizational All-Star Team by MLB.com...named *Baseball America's* Breakout Prospect of the Year and to its Minor League All-Star Team...ranked by *Baseball America* as the No. 4 overall prospect in the minors following the season...was the No. 1 prospect in the Rays system and No. 1 prospect in the Appalachian League. **PERSONAL** Ranked as the top international prospect eligible to sign in 2017 by *Baseball America* and MLB.com...is the nephew of former major league infielders Willy Aybar and Erick Aybar...has two older brothers, both also named Wander...his father, also named Wander, was a professional player in the White Sox system.

YEAR	CLUB	AVG	G	AB	R	H	2B	3B	HR	RBI	SH	SF	HB	BB-I	SO	SB	CS	GDP	OBP	SLG
2018	Princeton	.351	61	242	46	85	10	7	11	57	0	2	2	27-1	19	4	3	5	.418	.587
2019	Bowling Green	.318	62	233	42	74	16	5	6	29	0	7	2	30-1	20	14	9	2	.390	.506
	Charlotte	.339	52	192	40	65	11	2	3	24	0	5	0	26-2	15	4	5	4	.408	.464
Minor League Totals		.336	175	667	128	224	37	14	20	110	0	14	4	83-4	54	22	17	11	.405	.523



FRANK, TYLER / INFILDER

BATS **Right**
THROWS **Right**
HEIGHT **6'0"**
WEIGHT **185**

BORN **1/15/97** in Tamarac, FL
RESIDES **Loxahatchee, FL**
SIGNING SCOUT **Victor Rodriguez**
ACQUIRED **Selected in the second round of the 2018 June Draft**

YEAR	CLUB	AVG	G	AB	R	H	2B	3B	HR	RBI	SH	SF	HB	BB-I	SO	SB	CS	GDP	OBP	SLG
2018	Hudson Valley	.288	51	177	37	51	14	1	2	22	0	4	12	33-0	28	3	3	3	.425	.412
2019	Charlotte	.154	16	52	8	8	1	0	0	4	0	1	1	9-0	13	3	0	0	.286	.173
Minor League Totals		.258	67	229	45	59	15	1	2	26	0	5	13	42-0	41	6	3	3	.394	.358

FRANKLIN, AUSTIN / RIGHT-HANDED PITCHER

BATS **Right**
THROWS **Right**
HEIGHT **6'3"**
WEIGHT **215**

BORN **10/2/97** in Andalusia, AL
RESIDES **Floralda, AL**
SIGNING SCOUT **Brett Foley**
ACQUIRED **Selected in the third round of the 2016 June Draft**

YEAR	CLUB	W	L	ERA	G	GS	CG	SHO	SV	IP	H	R	ER	HR	HB	BB-I	SO	WP	BK
2016	GCL Rays	1	2	2.70	11	9	0	0	1	43.1	30	16	13	0	2	16-0	40	3	0
2017	Hudson Valley	4	2	2.21	13	13	0	0	0	69.1	51	21	17	4	4	31-0	71	6	2
2018	Bowling Green	6	5	3.62	16	15	0	0	0	82.0	77	35	33	6	3	31-0	65	6	0
2019	Injured-Did Not Play																		
Minor League Totals		11	9	2.91	40	37	0	0	1	194.2	158	72	63	10	9	78-0	176	15	2

FRANSUA, VICTOR / RIGHT-HANDED PITCHER

BATS **Right**
THROWS **Right**
HEIGHT **6'1"**
WEIGHT **180**

BORN **8/13/00** in San Pedro de Macoris, DR
RESIDES **San Pedro de Macoris, DR**
SIGNING SCOUT **Remmy Hernandez/Daniel Santana**
ACQUIRED **Signed as a free agent on November 6, 2019**

GALARRAGA, ÁNGEL / CATCHER

BATS **Left**
THROWS **Right**
HEIGHT **6'1"**
WEIGHT **180**

BORN **8/1/02** in Caracas, VEN
RESIDES **Caracas, VEN**
SIGNING SCOUT **Juan Castillo**
ACQUIRED **Signed as a free agent on May 22, 2019**

YEAR	CLUB	AVG	G	AB	R	H	2B	3B	HR	RBI	SH	SF	HB	BB-I	SO	SB	CS	GDP	OBP	SLG
2019	DSL Rays 2	.200	6	15	0	3	0	0	0	2	0	0	0	1-0	3	1	1	0	.250	.200

GALUE, OVER / RIGHT-HANDED PITCHER

BATS **Right**
THROWS **Right**
HEIGHT **6'2"**
WEIGHT **190**

BORN **7/31/01** in Santa Barbara, VEN
RESIDES **Santa Barbara, VEN**
SIGNING SCOUT **Willie Bergolla/Marlon Roche/Ronnie Blanco**
ACQUIRED **Signed as a free agent on July 31, 2017**

YEAR	CLUB	W	L	ERA	G	GS	CG	SHO	SV	IP	H	R	ER	HR	HB	BB-I	SO	WP	BK
2018	DSL Rays 1	0	0	6.75	3	3	0	0	0	4.0	4	3	3	0	0	4-0	3	1	0
2019	DSL Rays 2	1	1	3.12	4	3	0	0	0	8.2	6	3	3	0	0	3-0	1	0	0
Minor League Totals		1	1	4.26	7	6	0	0	0	12.2	10	6	6	0	0	7-0	4	1	0



GARCÍA, CARLOS / RIGHT-HANDED PITCHER

BATS **Right**
THROWS **Right**
HEIGHT **6'3"**
WEIGHT **185**

BORN **11/28/98** in **Samaná, DR**
RESIDES **Samaná, DR**
SIGNING SCOUT **Daniel Santana**
ACQUIRED **Signed as a free agent on December 19, 2017**

YEAR	CLUB	W	L	ERA	G	GS	CG	SHO	SV	IP	H	R	ER	HR	HB	BB-I	SO	WP	BK
2018	DSL Rays 1	2	0	0.81	19	1	0	0	6	33.1	12	3	3	0	5	13-0	35	2	0
2019	GCL Rays	1	0	1.29	11	0	0	0	0	21.0	20	4	3	0	4	11-0	25	0	0
	Charlotte	1	0	0.00	2	0	0	0	0	4.1	1	0	0	0	2	1-0	6	0	0
Minor League Totals		4	0	0.92	32	1	0	0	6	58.2	33	7	6	0	11	25-0	66	2	0

GARCÍA, WILSON / RIGHT-HANDED PITCHER

BATS **Right**
THROWS **Right**
HEIGHT **6'3"**
WEIGHT **205**

BORN **10/14/96** in **Mao, DR**
RESIDES **San Cristobal, DR**
SIGNING SCOUT **Daniel Santana**
ACQUIRED **Signed as a free agent on December 1, 2016**

YEAR	CLUB	W	L	ERA	G	GS	CG	SHO	SV	IP	H	R	ER	HR	HB	BB-I	SO	WP	BK
2017	DSL Rays 1	3	0	0.86	5	4	0	0	0	21.0	8	4	2	2	0	2-0	23	1	0
	GCL Rays	4	4	3.78	11	10	0	0	0	47.2	53	24	20	3	5	15-0	27	5	0
2018	Princeton	0	0	2.25	1	1	0	0	0	4.0	2	1	1	0	1	2-0	5	0	0
2019	Injured—Did Not Play																		
Minor League Totals		7	4	2.85	17	15	0	0	0	72.2	63	29	23	5	6	19-0	55	6	0

GASTON, SANDY / RIGHT-HANDED PITCHER

BATS **Right**
THROWS **Right**
HEIGHT **6'3"**
WEIGHT **200**

BORN **12/16/01** in **Matanzas, Cuba**
RESIDES **Santo Domingo, DR**
SIGNING SCOUT **Carlos Rodriguez/Danny Santana**
ACQUIRED **Signed as a free agent on November 1, 2018**

YEAR	CLUB	W	L	ERA	G	GS	CG	SHO	SV	IP	H	R	ER	HR	HB	BB-I	SO	WP	BK
2019	GCL Rays	1	2	6.00	11	6	0	0	0	27.0	23	20	18	1	2	27-0	31	7	0

GAU, CHRISTOPHER / RIGHT-HANDED PITCHER

BATS **Left**
THROWS **Right**
HEIGHT **6'2"**
WEIGHT **205**

BORN **2/3/97** in **Jacksonville, FL**
RESIDES **Jacksonville, FL**
SIGNING SCOUT **Brett Foley**
ACQUIRED **Selected in the 14th round of the 2018 June Draft**

YEAR	CLUB	W	L	ERA	G	GS	CG	SHO	SV	IP	H	R	ER	HR	HB	BB-I	SO	WP	BK
2018	Princeton	5	1	2.92	13	0	0	0	0	24.2	21	10	8	3	1	7-0	30	3	1
2019	Bowling Green	0	1	36.00	2	0	0	0	0	1.0	3	4	4	0	0	2-0	2	4	0
	Hudson Valley	3	6	4.01	15	3	0	0	0	49.1	34	27	22	4	3	18-0	52	5	0
Minor League Totals		8	8	4.08	30	3	0	0	0	75.0	58	41	34	7	4	27-0	84	12	1



GENAO, JOAQUIN / RIGHT-HANDED PITCHER

BATS **Right**
THROWS **Right**
HEIGHT **5'11"**
WEIGHT **155**

BORN **2/22/00** in **Santo Domingo, DR**
RESIDES **Mao, DR**
SIGNING SCOUT **Daniel Santana**
ACQUIRED **Signed as a free agent on July 25, 2017**

YEAR	CLUB	W	L	ERA	G	GS	CG	SHO	SV	IP	H	R	ER	HR	HB	BB-I	SO	WP	BK
2018	DSL Rays 1	3	0	3.81	18	0	0	0	0	26.0	22	11	11	0	8	15-1	1	8	1
2019										Injured-Did Not Play									

GERMÁN, ÁNGEL / RIGHT-HANDED PITCHER

BATS **Right**
THROWS **Right**
HEIGHT **6'5"**
WEIGHT **240**

BORN **5/25/96** in **Baní, DR**
RESIDES **Baní, DR**
SIGNING SCOUT **Wilton Guerrero/Elvio Jimenez (Dodgers)**
ACQUIRED **Signed as a free agent on January 8, 2020**

YEAR	CLUB	W	L	ERA	G	GS	CG	SHO	SV	IP	H	R	ER	HR	HB	BB-I	SO	WP	BK
2013	DSL Dodgers	0	5	6.10	10	6	0	0	0	20.2	21	22	14	1	2	17-0	10	9	0
2014	DSL Dodgers	1	5	8.63	13	1	0	0	0	24.0	31	29	23	1	3	18-0	23	4	0
2015	AZL Dodgers	0	3	4.53	12	8	0	0	0	45.2	51	28	23	1	4	24-0	36	4	2
2016	Great Lakes	1	2	7.45	20	0	0	0	2	19.1	18	18	16	3	3	13-0	17	6	0
	AZL Dodgers	0	0	2.45	5	0	0	0	2	7.1	5	4	2	0	1	3-0	6	2	0
2017	Great Lakes	1	0	1.91	21	0	0	0	7	33.0	22	9	7	0	3	14-0	37	2	0
	West Virginia	0	0	1.80	9	0	0	0	1	10.0	9	2	2	0	0	8-0	9	2	0
2018	Bradenton	1	3	6.92	35	0	0	0	3	40.1	41	34	31	5	3	28-1	47	4	0
2019	Altoona	3	3	4.33	39	0	0	0	2	52.0	33	25	25	8	5	31-1	48	6	0
Minor League Totals		7	21	5.10	164	15	0	0	17	252.1	231	171	143	19	24	156-2	233	39	2

GERONIMO, DARWIN / RIGHT-HANDED PITCHER

BATS **Right**
THROWS **Right**
HEIGHT **6'2"**
WEIGHT **185**

BORN **3/24/00** in **Santo Domingo, DR**
RESIDES **Santo Domingo, DR**
SIGNING SCOUT **Daniel Santana**
ACQUIRED **Signed as a free agent on November 25, 2019**

GOBILLOT, JOE / LEFT-HANDED PITCHER

BATS **Left**
THROWS **Left**
HEIGHT **6'6"**
WEIGHT **225**

BORN **6/3/98** in **Houston, TX**
RESIDES **Houston, TX**
SIGNING SCOUT **Steve Ames**
ACQUIRED **Selected in the 16th round of the 2019 June Draft**

YEAR	CLUB	W	L	ERA	G	GS	CG	SHO	SV	IP	H	R	ER	HR	HB	BB-I	SO	WP	BK
2019	GCL Rays	2	1	4.05	4	1	0	0	0	6.2	2	5	3	0	0	11-0	10	8	0



GÓMEZ, MOISÉS / OUTFIELDER

BATS **Right**
THROWS **Right**
HEIGHT **5'11"**
WEIGHT **195**

BORN **8/27/98** in Caracas, VEN
RESIDES **Guatire, VEN**
SIGNING SCOUT **Juan Castillo/Ronnie Blanco**
ACQUIRED **Signed as a free agent on April 28, 2015**

2019 His 66 RBI ranked 3rd in the Florida State League and 3rd among Rays minor leaguers...tied for 4th in the FSL with 16 HR, and ranked 2nd with 44 XBH and 6th with 172 total bases...ranked by *Baseball America* as the No. 14 prospect in the Rays system following the season...the publication also tabbed him as the Best Power Hitter in the organization. **2018** Named to the Midwest League midseason and postseason All-Star teams...led the MWL with 34 2B, 60 XBH, 82 RBI and 237 total bases, ranked 2nd with a .503 SLG and 4th with 19 HR...ranked 2nd among Rays minor leaguers with 82 RBI and tied for 4th with 19 HR...named to the Rays Organizational All-Star Team by MLB.com...played 35 games for the Navegantes del Magallanes, batting .248 (31-for-125) with 6 HR and 26 RBI to earn Venezuelan Winter League Rookie of the Year honors...ranked by *Baseball America* as the No. 10 prospect in the Rays system following the season.

YEAR	CLUB	AVG	G	AB	R	H	2B	3B	HR	RBI	SH	SF	HB	BB-I	SO	SB	CS	GDP	OBP	SLG
2015	VSL Rays	.317	47	180	38	57	10	2	6	34	1	2	1	23-1	28	9	4	3	.393	.494
2016	GCL Rays	.220	47	168	20	37	9	3	1	10	0	2	1	12-0	37	4	3	3	.273	.327
2017	Princeton	.275	53	211	37	58	11	0	5	28	0	1	4	13-0	52	10	1	2	.328	.398
2018	Bowling Green	.280	122	471	67	132	34	7	19	82	0	8	3	34-0	137	4	3	11	.328	.503
2019	Charlotte	.220	119	428	55	94	26	2	16	66	0	10	3	48-2	164	3	3	2	.297	.402
Minor League Totals		.259	388	1458	217	378	90	14	47	220	1	23	12	130-3	418	30	14	21	.320	.437

GÓMEZ, YONATHAN / RIGHT-HANDED PITCHER

BATS **Right**
THROWS **Right**
HEIGHT **6'2"**
WEIGHT **155**

BORN **8/17/01** in Valencia, VEN
RESIDES **Valencia, VEN**
SIGNING SCOUT **Eddie Diaz/Jesus Valdez Jr.**
ACQUIRED **Signed as a free agent on November 23, 2018**

YEAR	CLUB	W	L	ERA	G	GS	CG	SHO	SV	IP	H	R	ER	HR	HB	BB-I	SO	WP	BK
2019	DSL Rays 2	2	0	3.58	18	0	0	0	4	32.2	28	18	13	0	7	15-0	26	7	0

GONZÁLEZ, DANIEL / LEFT-HANDED PITCHER

BATS **Left**
THROWS **Left**
HEIGHT **6'2"**
WEIGHT **180**

BORN **11/20/01** in Barcelona, VEN
RESIDES **Barcelona, VEN**
SIGNING SCOUT **Federico Hernandez/Ronnie Blanco/Juan Castillo**
ACQUIRED **Signed as a free agent on July 2, 2018**

YEAR	CLUB	W	L	ERA	G	GS	CG	SHO	SV	IP	H	R	ER	HR	HB	BB-I	SO	WP	BK
2019	DSL Rays 1	3	1	2.25	14	8	0	0	0	48.0	30	17	12	3	2	27-0	54	5	1

GONZÁLEZ, JOSÉ / RIGHT-HANDED PITCHER

BATS **Right**
THROWS **Right**
HEIGHT **6'3"**
WEIGHT **175**

BORN **4/1/02** in Santo Domingo, DR
RESIDES **Santo Domingo, DR**
SIGNING SCOUT **Remmy Hernandez/Daniel Santana**
ACQUIRED **Signed as a free agent on July 2, 2018**

YEAR	CLUB	W	L	ERA	G	GS	CG	SHO	SV	IP	H	R	ER	HR	HB	BB-I	SO	WP	BK
2019	DSL Rays 1	1	6	4.57	17	6	1	0	0	43.1	48	30	22	2	2	19-0	35	9	0



GOSS, JJ / RIGHT-HANDED PITCHER

BATS **Right**
THROWS **Right**
HEIGHT **6'3"**
WEIGHT **175**

BORN **12/25/00** in **Houston, TX**
RESIDES **Cypress, TX**
SIGNING SCOUT **Pat Murphy**
ACQUIRED **Selected in Competitive Balance Round A of the 2019 June Draft**

2019 Ranked by *Baseball America* as the No. 13 prospect in the Rays system following the season. **PERSONAL**
In 2019, spent four days at the Rays Dominican academy getting a firsthand look at the organization's Latin American operations...selected out of Cypress Ranch (Texas) High School after going 11-2 with a 0.64 ERA (87.1-IP, 8-ER) and 147 SO as a senior...ranked by ESPN's Keith Law as the No. 14 overall player in the 2019 June Draft...committed to Texas A&M University before signing with the Rays.

YEAR	CLUB	W	L	ERA	G	GS	CG	SHO	SV	IP	H	R	ER	HR	HB	BB-I	SO	WP	BK
2019	GCL Rays	1	3	5.82	9	8	0	0	0	17.0	19	11	11	1	1	2-0	16	2	0

GREGOR, CONRAD / INFILDER

BATS **Left**
THROWS **Right**
HEIGHT **6'3"**
WEIGHT **220**

BORN **2/27/92** in **Carmel, IN**
RESIDES **Sanibel, FL**
SIGNING SCOUT **Nick Venuto (Astros)**
ACQUIRED **Signed as a free agent on January 10, 2020**

YEAR	CLUB	AVG	G	AB	R	H	2B	3B	HR	RBI	SH	SF	HB	BB-I	SO	SB	CS	GDP	OBP	SLG
2013	Tri-City	.289	74	270	36	78	12	1	4	35	3	3	4	37-0	43	2	2	7	.379	.385
2014	Quad Cities	.298	44	161	26	48	13	1	1	28	0	2	3	28-1	34	0	0	5	.407	.410
	Lancaster	.367	47	180	43	66	14	3	12	45	0	4	3	27-1	25	1	1	5	.449	.678
	Corpus Christi	.239	33	109	14	26	4	1	3	13	0	1	1	13-0	21	0	1	1	.323	.376
2015	Corpus Christi	.239	127	435	57	104	29	2	10	73	1	6	3	28-2	102	5	1	9	.338	.384
2016	Corpus Christi	.211	106	370	36	78	18	3	9	43	1	3	0	28-2	64	0	1	11	.299	.349
2017	New Jersey (IND)	.303	69	251	56	76	16	0	12	74	0	9	1	28-0	32	11	2	9	.429	.510
	Salem	.302	30	106	13	32	8	0	4	19	0	0	1	28-1	20	4	1	1	.422	.491
2018	Portland	.057	12	35	2	2	0	0	1	3	0	0	1	28-0	12	0	0	0	.214	.143
	Rockland (IND)	.300	98	357	63	107	23	1	10	53	0	1	2	28-1	65	20	4	6	.405	.454
	Lancaster (IND)	.421	5	19	7	8	1	0	2	4	0	0	0	28-0	5	0	0	2	.500	.789
2019	New Jersey (IND)	.322	94	326	85	105	17	5	12	67	0	4	5	28-6	71	49	16	5	.460	.515
Minor League Totals		.261	473	1666	227	434	98	11	44	259	5	19	16	245-7	321	12	7	39	.357	.412

GREGORIO, OSMY / INFILDER

BATS **Right**
THROWS **Right**
HEIGHT **6'2"**
WEIGHT **175**

BORN **5/27/98** in **San Pedro de Macoris, DR**
RESIDES **Boca Chica, DR**
SIGNING SCOUT **Emilio De Los Santos/Eddy Toledo (Mariners)**
ACQUIRED **Via trade from Seattle on August 6, 2017**

YEAR	CLUB	AVG	G	AB	R	H	2B	3B	HR	RBI	SH	SF	HB	BB-I	SO	SB	CS	GDP	OBP	SLG
2016	DSL Mariners 1	.227	46	172	26	39	5	3	1	10	2	0	5	24-1	30	6	7	2	.338	.308
2017	Everett	.222	5	18	1	4	0	0	0	3	0	0	0	2-0	10	1	0	0	.300	.222
	AZL Mariners	.220	50	191	28	42	7	3	2	23	6	3	2	17-0	70	14	1	2	.286	.319
2018	Princeton	.245	39	143	25	35	6	2	3	21	1	2	4	15-0	31	6	2	4	.329	.378
2019	Bowling Green	.201	115	408	58	82	14	2	7	37	1	4	5	36-0	111	19	4	9	.272	.297
Minor League Totals		.217	255	932	138	202	32	10	13	94	10	9	16	94-1	252	46	14	17	.297	.314



GROSS, ANDREW / RIGHT-HANDED PITCHER

BATS **Right**
THROWS **Right**
HEIGHT **6'4"**
WEIGHT **195**

BORN **9/19/96 in Phoenix, AZ**
RESIDES **Chandler, AZ**
SIGNING SCOUT **Jonathan Hall**
ACQUIRED **Selected in the 39th round of the 2019 June Draft**

YEAR	CLUB	W	L	ERA	G	GS	CG	SHO	SV	IP	H	R	ER	HR	HB	BB-I	SO	WP	BK
2019	Hudson Valley	1	4	3.41	20	0	0	0	7	29.0	28	17	11	0	5	11-4	31	3	1

GUAQUIRIAN, ÁNGEL / RIGHT-HANDED PITCHER

BATS **Right**
THROWS **Right**
HEIGHT **6'3"**
WEIGHT **175**

BORN **3/21/03 in Barcelona, VEN**
RESIDES **Barcelona, VEN**
SIGNING SCOUT **Carlos León/Juan Castillo/Federico Hernandez**
ACQUIRED **Signed as a free agent on July 2, 2019**

GUENTHER, JAKE / INFILDER

BATS **Left**
THROWS **Left**
HEIGHT **6'4"**
WEIGHT **225**

BORN **5/16/97 in Oshkosh, WI**
RESIDES **Oshkosh, WI**
SIGNING SCOUT **Jonathan Hall**
ACQUIRED **Selected in the seventh round of the 2019 June Draft**

YEAR	CLUB	AVG	G	AB	R	H	2B	3B	HR	RBI	SH	SF	HB	BB-I	SO	SB	CS	GDP	OBP	SLG
2019	Princeton	.320	48	175	29	56	10	1	2	30	0	0	11	23-1	26	2	0	7	.431	.423

GUZMÁN, CRISTIAN / RIGHT-HANDED PITCHER

BATS **Right**
THROWS **Right**
HEIGHT **5'11"**
WEIGHT **155**

BORN **5/8/02 in Coro, VEN**
RESIDES **Coro, VEN**
SIGNING SCOUT **Edward Rojas/Marlon Roche/William Bergolla**
ACQUIRED **Signed as a free agent on October 17, 2018**

HALEY, JIM / INFILDER

BATS **Right**
THROWS **Right**
HEIGHT **6'2"**
WEIGHT **195**

BORN **2/23/95 in Lansdowne, PA**
RESIDES **Upper Darby, PA**
SIGNING SCOUT **Lou Wieben**
ACQUIRED **Selected in the 19th round of the 2016 June Draft**

YEAR	CLUB	AVG	G	AB	R	H	2B	3B	HR	RBI	SH	SF	HB	BB-I	SO	SB	CS	GDP	OBP	SLG
2016	Hudson Valley	.285	65	246	27	70	7	3	1	19	0	3	3	20-0	42	13	7	1	.342	.350
2017	Charlotte	.224	42	125	8	28	4	0	0	16	1	1	1	7-0	31	9	1	2	.269	.256
	Bowling Green	.320	27	100	9	32	6	0	1	14	0	3	2	4-0	17	2	0	1	.349	.410
2018	Bowling Green	.323	80	300	47	97	22	2	7	47	3	4	6	15-0	52	13	2	6	.363	.480
2019	Charlotte	.280	85	318	46	89	13	1	8	47	0	1	7	19-0	85	18	3	7	.333	.403
	Montgomery	.286	37	133	27	38	6	2	8	34	0	2	1	6-0	23	9	2	0	.317	.541
Minor League Totals		.290	336	1222	164	354	58	8	25	177	4	14	20	71-0	250	64	15	17	.335	.412



HIOTT, GARRETT / OUTFIELDER

BATS **Left**
THROWS **Right**
HEIGHT **6'0"**
WEIGHT **185**

BORN **7/7/97** in Margate, FL
RESIDES **Deerfield Beach, FL**
SIGNING SCOUT **Brett Foley**
ACQUIRED **Selected in the 25th round of the 2019 June Draft**

YEAR	CLUB	AVG	G	AB	R	H	2B	3B	HR	RBI	SH	SF	HB	BB-I	SO	SB	CS	GDP	OBP	SLG
2019	Hudson Valley	.271	56	203	37	55	4	5	1	28	0	2	4	32-0	46	20	5	4	.378	.355

HOGAN, MILLER / RIGHT-HANDED PITCHER

BATS **Right**
THROWS **Right**
HEIGHT **6'2"**
WEIGHT **200**

BORN **7/18/96** in Wichita, KS
RESIDES **Overland Park, KS**
SIGNING SCOUT **Matt Alison**
ACQUIRED **Selected in the sixth round of the 2018 June Draft**

YEAR	CLUB	W	L	ERA	G	GS	CG	SHO	SV	IP	H	R	ER	HR	HB	BB-I	SO	WP	BK
2018	Hudson Valley	2	4	4.76	11	8	0	0	0	34.0	34	18	18	3	2	8-0	32	1	0
2019	Charlotte	0	0	0.00	1	0	0	0	0	2.0	0	0	0	0	0	2-0	1	0	0
	Bowling Green	7	3	3.08	20	9	0	0	1	79.0	73	29	27	8	3	9-0	79	4	0
Minor League Totals		9	7	3.52	32	17	0	0	1	115.0	107	47	45	11	5	19-0	112	5	0

HOLLIS, CONNOR / INFIELDER

BATS **Right**
THROWS **Right**
HEIGHT **5'10"**
WEIGHT **175**

BORN **11/18/94** in Arlington, TX
RESIDES **Arlington, TX**
SIGNING SCOUT **Pat Murphy**
ACQUIRED **Signed as a non-drafted free agent on June 22, 2018**

YEAR	CLUB	AVG	G	AB	R	H	2B	3B	HR	RBI	SH	SF	HB	BB-I	SO	SB	CS	GDP	OBP	SLG
2018	Princeton	.365	48	170	48	62	11	0	7	26	0	2	7	28-0	30	8	3	2	.469	.553
2019	Bowling Green	.281	41	153	28	43	13	2	4	18	0	2	7	13-0	33	4	1	6	.360	.471
	GCL Rays	.000	2	4	1	0	0	0	0	0	0	0	0	2-0	0	1	0	0	.333	.000
	Charlotte	.226	12	31	7	7	1	0	0	3	0	0	2	7-0	7	1	1	0	.400	.258
Minor League Totals		.313	103	358	84	112	25	2	11	47	0	4	16	50-0	70	14	5	8	.416	.486

HUFFINS, ZACH / OUTFIELDER

BATS **Right**
THROWS **Right**
HEIGHT **6'2"**
WEIGHT **185**

BORN **6/16/99** in Winston Salem, NC
RESIDES **West Lafayette, IN**
SIGNING SCOUT **David Hamlett**
ACQUIRED **Selected in the 13th round of the 2019 June Draft**

YEAR	CLUB	AVG	G	AB	R	H	2B	3B	HR	RBI	SH	SF	HB	BB-I	SO	SB	CS	GDP	OBP	SLG
2019	GCL Rays	.272	28	92	15	25	3	3	0	7	0	0	0	6-0	24	7	1	0	.316	.370



HULSIZER, NIKO / OUTFIELDER

BATS **Right**
THROWS **Right**
HEIGHT **6'2"**
WEIGHT **200**

BORN **2/1/97** in **Mohnton, PA**
RESIDES **Mohnton, PA**
SIGNING SCOUT **Marty Lamb (Dodgers)**
ACQUIRED **Via trade from Los Angeles-NL on July 31, 2019**

2019 Split the season between the Dodgers and Rays organizations, batting .258/.366/.525 (87-for-337) with 21 HR and 72 RBI in 96 games...named to the Midwest League midseason All-Star Team...at the time of his June 19 promotion to Class-A Rancho Cucamonga, ranked 2nd in the MWL with 46 runs, 15 HR, 49 RBI, 33 XBH (tied) and a .574 SLG...acquired by the Rays at the trade deadline in exchange for Adam Kolarek...hit .270/.325/.562 (37-for-137) with 10 HR and 35 RBI in 40 games for the Perth Heat in the Australian Baseball League...ranked by *Baseball America* as the No. 27 prospect in the Rays system following the season. **PERSONAL** Selected by the Dodgers in the 18th round of the 2018 June Draft out of Morehead State University.

YEAR	CLUB	AVG	G	AB	R	H	2B	3B	HR	RBI	SH	SF	HB	BB-I	SO	SB	CS	GDP	OBP	SLG
2018	Ogden	.281	48	160	47	45	13	0	9	32	0	1	11	30-0	52	12	2	5	.426	.531
2019	Great Lakes	.268	58	209	46	56	17	1	15	49	0	2	8	37-3	75	4	1	0	.395	.574
	R. Cucamonga	.259	25	85	15	22	6	0	5	18	0	3	1	9-0	33	3	2	1	.327	.506
	GCL Rays	.111	4	9	0	1	0	0	0	1	0	0	0	2-0	4	0	1	0	.273	.111
	Charlotte	.235	9	34	4	8	2	0	1	4	0	1	0	4-0	11	0	1	1	.308	.382
Minor League Totals		.266	144	497	112	132	38	1	30	104	0	7	20	82-3	175	19	7	7	.386	.527

INFANTE, DIEGO / OUTFIELDER

BATS **Right**
THROWS **Right**
HEIGHT **6'2"**
WEIGHT **195**

BORN **10/22/99** in **La Guaira, VEN**
RESIDES **La Guaira, VEN**
SIGNING SCOUT **Juan Castillo/Marlon Roche/Ronnie Blanco**
ACQUIRED **Signed as a free agent on July 2, 2016**

YEAR	CLUB	AVG	G	AB	R	H	2B	3B	HR	RBI	SH	SF	HB	BB-I	SO	SB	CS	GDP	OBP	SLG
2017	DSL Rays 2	.255	43	161	25	41	10	2	0	15	1	0	0	14-0	33	10	1	4	.314	.342
2018	GCL Rays	.232	34	125	16	29	4	1	1	21	0	0	0	8-0	34	6	0	1	.278	.304
2019	Princeton	.288	61	240	37	69	14	1	12	52	0	1	5	16-0	71	4	1	3	.344	.504
Minor League Totals		.264	138	526	78	139	28	4	13	88	1	1	5	38-0	138	20	2	8	.319	.407

JACKSON, RYAN / RIGHT-HANDED PITCHER

BATS **Right**
THROWS **Right**
HEIGHT **5'10"**
WEIGHT **190**

BORN **3/5/96** in **McAllen, TX**
RESIDES **McAllen, TX**
SIGNING SCOUT **Pat Murphy**
ACQUIRED **Signed as a non-drafted free agent on June 24, 2019**

YEAR	CLUB	W	L	ERA	G	GS	CG	SHO	SV	IP	H	R	ER	HR	HB	BB-I	SO	WP	BK
2019	GCL Rays	0	0	0.00	7	0	0	0	2	10.2	6	0	0	0	4	2-0	16	0	0
	Charlotte	0	0	0.00	3	0	0	0	0	3.0	1	0	0	0	1	0-0	1	0	0
	Princeton	0	0	2.16	4	0	0	0	0	8.1	7	3	2	2	0	1-0	12	2	0
	Hudson Valley	0	0	0.00	2	0	0	0	2	6.0	3	0	0	0	0	0-0	5	0	0
Minor League Totals		0	0	0.64	16	0	0	0	4	28.0	17	3	2	2	5	3-0	34	2	0



JIMÉNEZ, ANTONIO / LEFT-HANDED PITCHER

BATS **Left**
THROWS **Left**
HEIGHT **5'11"**
WEIGHT **145**

BORN **5/6/01** in San Pedro de Macoris, DR
RESIDES **San Pedro de Macoris, DR**
SIGNING SCOUT **Daniel Santana**
ACQUIRED **Signed as a free agent on June 14, 2018**

YEAR	CLUB	W	L	ERA	G	GS	CG	SHO	SV	IP	H	R	ER	HR	HB	BB-I	SO	WP	BK
2018	DSL Rays 1	3	1	2.89	11	0	0	0	1	18.2	17	7	6	0	1	13-0	20	5	0
2019	DSL Rays 2	2	2	2.90	14	13	0	0	0	62.0	44	28	20	0	10	30-0	68	18	0
Minor League Totals		5	3	2.90	25	13	0	0	1	80.2	61	35	26	0	11	43-0	88	23	0

JIMÉNEZ, ARISON / OUTFIELDER

BATS **Right**
THROWS **Right**
HEIGHT **5'10"**
WEIGHT **155**

BORN **11/5/02** in Mao, DR
RESIDES **Mao, DR**
SIGNING SCOUT **Victor Torres/Daniel Santana**
ACQUIRED **Signed as a free agent on July 2, 2019**

JOHNSON, CHRISTIAN / OUTFIELDER

BATS **Right**
THROWS **Right**
HEIGHT **5'11"**
WEIGHT **180**

BORN **6/4/01** in Jackson, MS
RESIDES **Clinton, MS**
SIGNING SCOUT **Rickey Drexler**
ACQUIRED **Selected in the 19th round of the 2019 June Draft**

YEAR	CLUB	AVG	G	AB	R	H	2B	3B	HR	RBI	SH	SF	HB	BB-I	SO	SB	CS	GDP	OBP	SLG
2019	GCL Rays	.169	23	65	3	11	1	0	0	4	1	1	1	1-0	18	2	3	1	.191	.185

JOHNSON, DAHIANDY / OUTFIELDER

BATS **Left**
THROWS **Right**
HEIGHT **6'3"**
WEIGHT **200**

BORN **9/25/99** in La Romana, DR
RESIDES **La Romana, DR**
SIGNING SCOUT **Daniel Santana**
ACQUIRED **Signed as a free agent on August 11, 2017**

YEAR	CLUB	AVG	G	AB	R	H	2B	3B	HR	RBI	SH	SF	HB	BB-I	SO	SB	CS	GDP	OBP	SLG
2018	DSL Rays 2	.215	51	181	26	39	7	1	3	26	0	3	3	20-0	39	1	2	3	.300	.315
2019	DSL Rays 2	.268	62	235	39	63	10	2	6	51	0	3	4	32-0	42	5	3	3	.361	.404
Minor League Totals		.245	113	416	65	102	17	3	9	77	0	6	7	52-0	81	6	5	6	.335	.365

JOHNSON, KALEO / INFIELDER

BATS **Right**
THROWS **Right**
HEIGHT **6'3"**
WEIGHT **220**

BORN **8/26/96** in Hayward, CA
RESIDES **San Leandro, CA**
SIGNING SCOUT **Paul Kirsch**
ACQUIRED **Selected in the 32nd round of the 2018 June Draft**

YEAR	CLUB	AVG	G	AB	R	H	2B	3B	HR	RBI	SH	SF	HB	BB-I	SO	SB	CS	GDP	OBP	SLG
2018	GCL Rays	.311	47	167	32	52	13	2	7	25	0	2	13	13-0	33	4	3	5	.400	.539
	Hudson Valley	.265	9	34	5	9	1	0	1	8	0	1	2	3-0	10	0	0	0	.350	.382
2019	Bowling Green	.286	60	238	26	68	13	1	7	37	0	1	5	14-0	59	4	1	8	.337	.437
	Charlotte	.231	61	221	17	51	13	0	4	24	0	2	8	10-0	66	1	0	1	.286	.344
Minor League Totals		.273	177	660	80	180	40	3	19	94	0	6	28	40-0	168	9	4	14	.338	.429



JOHNSON, SETH / RIGHT-HANDED PITCHER

BATS **Right**
THROWS **Right**
HEIGHT **6'1"**
WEIGHT **195**

BORN **9/19/98** in Concord, NH
RESIDES **Port Charlotte, FL**
SIGNING SCOUT **Joe Hastings**
ACQUIRED **Selected in Competitive Balance Round A in the 2019 June Draft**

2019 Split his first professional season between the GCL Rays and Rookie-level Princeton, going 0-1 with a 2.12 ERA (17-IP, 4-ER) in 9 starts...ranked by *Baseball America* as the No. 18 prospect in the Rays system following the season.

PERSONAL In 2019, spent four days at the Rays Dominican academy getting a firsthand look at the organization's Latin American operations...selected out of Campbell University, and was the highest draft selection in program history...ranked by *Baseball America* as the No. 28 overall player in the 2019 June Draft...spent his first two seasons at Louisburg (N.C.) Junior College, primarily as a shortstop, and totaling only 6 IP as a sophomore.

YEAR	CLUB	W	L	ERA	G	GS	CG	SHO	SV	IP	H	R	ER	HR	HB	BB-I	SO	WP	BK
2019	GCL Rays	0	0	0.00	5	5	0	0	0	10.0	7	0	0	0	0	2-0	7	1	0
	Princeton	0	1	5.14	4	4	0	0	0	7.0	10	5	4	0	0	1-0	9	0	0
Minor League Totals		0	1	2.12	9	9	0	0	0	17.0	17	5	4	0	0	3-0	16	1	0

JONES, GREG / INFILDER

BATS **Switch**
THROWS **Right**
HEIGHT **6'1"**
WEIGHT **190**

BORN **3/7/98** in Cary, NC
RESIDES **Port Charlotte, FL**
SIGNING SCOUT **Joe Hastings**
ACQUIRED **Selected in the first round (22nd overall) of the 2019 June Draft**

2019 Named Most Valuable Player for Short-A Hudson Valley by the Rays Baseball Operations department...ranked among New York-Penn League leaders in avg. (.335, 3rd), runs (39, tied for 5th), hits (64, 9th), on-base pct. (.413, 2nd), slugging pct. (.461, 7th) and stolen bases (19, tied for 6th)...earned NYPL midseason All-Star honors and was named the system's Player of the Month for July...his .335 avg. ranked 1st among Rays minor leaguers (min. 150 AB)...ranked by *Baseball America* as the No. 12 prospect in the Rays system and No. 3 prospect in the NYPL following the season...the publication also tabbed him as the Best Athlete in the organization. **PERSONAL** In 2019, spent four days at the Rays Dominican academy getting a firsthand look at the organization's Latin American operations...was the highest draft selection ever out of UNC Wilmington, where he hit .341/.491/.543 (76-for-223) with 12 2B, 9 3B, 5 HR, 36 RBI and 42 SB in 63 games (62 starts) as a sophomore...ranked 5th among Division I players and led the Colonial Athletic Association in steals...led the conference in on-base pct., triples, runs (70) and walks (55) and ranked 2nd in avg. and hits...his 9 3B and 42 SB both tied single-season program records...ranked by *Baseball America* as having the Best Speed among college players in the 2019 June Draft...previously selected by the Orioles in the 17th round of the 2017 June Draft out of Cary (N.C.) High School, but did not sign.

YEAR	CLUB	AVG	G	AB	R	H	2B	3B	HR	RBI	SH	SF	HB	BB-I	SO	SB	CS	GDP	OBP	SLG
2019	Hudson Valley	.335	48	191	39	64	13	4	1	24	0	1	4	22-0	56	19	8	0	.413	.461

KAY, GRANT / INFILDER

BATS **Right**
THROWS **Right**
HEIGHT **6'0"**
WEIGHT **185**

BORN **5/29/93** in Omaha, NE
RESIDES **Omaha, NE**
SIGNING SCOUT **James Bonnici**
ACQUIRED **Selected in the 27th round of the 2014 June Draft**

YEAR	CLUB	AVG	G	AB	R	H	2B	3B	HR	RBI	SH	SF	HB	BB-I	SO	SB	CS	GDP	OBP	SLG
2014	Hudson Valley	.314	42	159	27	50	14	4	2	20	0	2	5	12-0	30	2	4	4	.376	.491
2015	Bowling Green	.251	118	423	46	106	30	1	1	31	2	4	5	29-0	80	13	6	10	.304	.333
2016	Charlotte	.242	115	405	50	98	14	1	8	45	2	6	6	30-0	77	14	8	13	.300	.341
2017	Montgomery	.261	110	417	62	109	36	5	7	54	0	5	6	44-0	88	14	4	10	.337	.422
	Durham	.357	5	14	3	5	1	0	0	0	0	0	0	2-0	4	0	0	0	.438	.429
2018	Injured—Did Not Play																			
2019	GCL Rays	.125	6	16	0	2	1	0	0	1	0	0	0	2-0	6	0	0	0	.222	.188
	Montgomery	.250	11	32	5	8	1	0	2	5	0	0	0	2-0	13	2	1	0	.294	.469
Minor League Totals		.258	407	1466	193	378	97	11	20	156	4	17	22	121-0	298	45	23	37	.320	.380



KIMURA, IGOR / RIGHT-HANDED PITCHER

BATS **Right**
THROWS **Right**
HEIGHT **6'1"**
WEIGHT **205**

BORN **4/14/99** in **Maringá, Brazil**
RESIDES **Maringá, Brazil**
SIGNING SCOUT **Tiago Campos**
ACQUIRED **Signed as a free agent on July 24, 2018**

YEAR	CLUB	W	L	ERA	G	GS	CG	SHO	SV	IP	H	R	ER	HR	HB	BB-I	SO	WP	BK
2018	DSL Rays 2	0	0	0.00	4	0	0	0	2	7.0	1	0	0	0	0	1-0	9	0	0
2019	DSL Rays 2	3	2	3.29	16	8	0	0	0	54.2	47	21	20	0	3	19-0	47	10	0
Minor League Totals		3	2	2.92	20	8	0	0	2	61.2	48	21	20	0	3	20-0	56	10	0

KINAMON, DUKE / INFILDER

BATS **Right**
THROWS **Right**
HEIGHT **5'10"**
WEIGHT **190**

BORN **9/4/96** in **Fairfield, CA**
RESIDES **Peachtree City, GA**
SIGNING SCOUT **Alan Hull**
ACQUIRED **Selected in the 24th round of the 2019 June Draft**

YEAR	CLUB	AVG	G	AB	R	H	2B	3B	HR	RBI	SH	SF	HB	BB-I	SO	SB	CS	GDP	OBP	SLG
2019	Hudson Valley	.000	1	2	1	0	0	0	0	0	0	0	0	1-0	1	0	0	0	.333	.000
	GCL Rays	.130	9	23	3	3	0	0	0	2	0	0	1	2-0	8	0	0	0	.231	.130
Minor League Totals		.120	10	25	4	3	0	0	0	2	0	0	1	3-0	9	0	0	0	.241	.120

KING, PEDRO / RIGHT-HANDED PITCHER

BATS **Right**
THROWS **Right**
HEIGHT **6'5"**
WEIGHT **170**

BORN **10/10/99** in **Samaná, DR**
RESIDES **Samaná, DR**
SIGNING SCOUT **Daniel Santana**
ACQUIRED **Signed as a free agent on October 13, 2017**

YEAR	CLUB	W	L	ERA	G	GS	CG	SHO	SV	IP	H	R	ER	HR	HB	BB-I	SO	WP	BK
2018	DSL Rays 1	0	0	2.08	14	0	0	0	1	26.0	20	9	6	2	6	10-0	23	5	0
2019	DSL Rays 2	3	2	2.54	15	9	0	0	0	49.2	41	19	14	2	5	26-0	40	4	0
Minor League Totals		3	2	2.38	29	9	0	0	1	75.2	61	28	20	4	11	36-0	63	9	0

KROOK, MATT / LEFT-HANDED PITCHER

BATS **Left**
THROWS **Left**
HEIGHT **6'3"**
WEIGHT **215**

BORN **10/21/94** in **San Mateo, CA**
RESIDES **Half Moon Bay, CA**
SIGNING SCOUT **Larry Casian (Giants)**
ACQUIRED **Via trade from San Francisco on December 20, 2017**

YEAR	CLUB	W	L	ERA	G	GS	CG	SHO	SV	IP	H	R	ER	HR	HB	BB-I	SO	WP	BK
2016	AZL Giants	0	1	1.59	2	1	0	0	0	5.2	6	4	1	0	1	2-0	2	1	0
	Salem-Keizer	1	3	6.17	11	10	0	0	0	35.0	35	27	24	2	5	33-0	39	10	0
2017	San Jose	4	9	5.12	25	17	0	0	0	91.1	75	67	52	4	5	66-0	105	21	0
2018	Montgomery	4	2	4.26	37	6	0	0	0	74.0	57	40	35	3	8	50-0	95	20	0
2019	Montgomery	2	3	4.50	32	18	0	0	0	50.0	46	28	25	3	3	32-0	52	9	0
Minor League Totals		11	18	4.82	107	52	0	0	0	256.0	219	166	137	12	22	183-0	293	61	0



LASORSA, JOE / LEFT-HANDED PITCHER

BATS **Left**
THROWS **Left**
HEIGHT **6'5"**
WEIGHT **215**

BORN **4/29/98** in Jamaica, NY
RESIDES **Katonah, NY**
SIGNING SCOUT **Zach Clark**
ACQUIRED **Selected in the 18th round of the 2019 June Draft**

YEAR	CLUB	W	L	ERA	G	GS	CG	SHO	SV	IP	H	R	ER	HR	HB	BB-I	SO	WP	BK
2019	Hudson Valley	5	3	2.23	17	0	0	0	1	36.1	29	13	9	2	1	9-1	30	3	0

LABOSKY, JACK / RIGHT-HANDED PITCHER

BATS **Right**
THROWS **Right**
HEIGHT **6'3"**
WEIGHT **230**

BORN **7/19/96** in Clovis, CA
RESIDES **Durham, NC**
SIGNING SCOUT **Joe Hastings**
ACQUIRED **Selected in the 22nd round of the 2018 June Draft**

YEAR	CLUB	W	L	ERA	G	GS	CG	SHO	SV	IP	H	R	ER	HR	HB	BB-I	SO	WP	BK
2018	Hudson Valley	3	2	2.63	17	0	0	0	3	37.2	37	14	11	2	0	5-0	34	1	0
2019	Charlotte	3	6	2.62	33	1	0	0	5	65.1	62	24	19	3	0	7-0	50	0	0
Minor League Totals		6	8	2.62	50	1	0	0	8	103.0	99	38	30	5	0	12-0	84	1	0

LACY, ROLLIE / RIGHT-HANDED PITCHER

BATS **Right**
THROWS **Right**
HEIGHT **6'4"**
WEIGHT **185**

BORN **7/17/95** in Minnetrista, MN
RESIDES **Minnetrista, MN**
SIGNING SCOUT **Ty Nichols (Cubs)**
ACQUIRED **Via trade from Texas on December 21, 2018**

YEAR	CLUB	W	L	ERA	G	GS	CG	SHO	SV	IP	H	R	ER	HR	HB	BB-I	SO	WP	BK
2017	AZL Cubs	1	1	0.92	8	0	0	0	1	19.2	13	7	2	1	1	2-0	17	3	0
	Eugene	0	2	5.59	3	1	0	0	1	9.2	11	6	6	0	0	2-0	10	0	0
2018	South Bend	4	1	2.02	16	10	0	0	0	71.1	54	26	16	3	7	20-0	84	6	0
	Myrtle Beach	1	1	5.79	2	2	0	0	0	9.1	11	6	6	2	1	4-0	10	0	0
	Down East	1	2	4.45	6	6	0	0	0	28.1	26	17	14	1	6	13-0	27	2	0
2019	Injured-Did Not Play																		
Minor League Totals		7	7	2.86	35	19	0	0	2	138.1	115	62	44	7	15	41-0	148	11	0

LANTIGUA, ALBERT / CATCHER

BATS **Left**
THROWS **Right**
HEIGHT **5'9"**
WEIGHT **160**

BORN **10/9/99** in Santo Domingo, DR
RESIDES **Santo Domingo, DR**
SIGNING SCOUT **Daniel Santana**
ACQUIRED **Signed as a free agent on January 17, 2019**

YEAR	CLUB	AVG	G	AB	R	H	2B	3B	HR	RBI	SH	SF	HB	BB-I	SO	SB	CS	GDP	OBP	SLG
2019	DSL Rays 1	.079	14	38	5	3	1	0	0	1	0	0	0	4-0	14	1	1	1	.167	.105

LARA, JEREMI / OUTFIELDER

BATS **Right**
THROWS **Right**
HEIGHT **6'2"**
WEIGHT **190**

BORN **10/4/02** in Santo Domingo, DR
RESIDES **Boca Chica, DR**
SIGNING SCOUT **Daniel Santana**
ACQUIRED **Signed as a free agent on July 2, 2019**



LAW, ZAC / CATCHER

BATS **Right**
THROWS **Right**
HEIGHT **5'10"**
WEIGHT **185**

BORN **7/8/96** in Waco, TX
RESIDES **Robinson, TX**
SIGNING SCOUT **Pat Murphy**
ACQUIRED **Selected in the 23rd round of the 2014 June Draft**

YEAR	CLUB	AVG	G	AB	R	H	2B	3B	HR	RBI	SH	SF	HB	BB-I	SO	SB	CS	GDP	OBP	SLG
2014	GCL Rays	.255	29	102	20	26	5	2	0	10	0	3	3	8-1	18	5	0	2	.319	.343
2015	Princeton	.270	64	256	40	69	10	2	8	30	5	2	10	14-0	42	12	8	5	.330	.418
2016	Bowling Green	.252	115	432	47	109	20	3	4	47	5	8	6	27-1	95	19	9	4	.300	.340
2017	Hudson Valley	.241	60	232	20	56	12	0	3	27	0	3	10	12-0	38	3	3	4	.304	.332
2018	Bowling Green	.302	26	96	18	29	4	0	3	18	1	5	3	8-0	13	5	0	3	.357	.438
	Charlotte	.250	27	88	8	22	2	2	1	9	1	3	4	7-0	14	3	0	4	.324	.352
2019	Charlotte	.208	22	72	9	15	4	0	0	6	0	1	4	7-0	20	1	0	0	.310	.264
	GCL Rays	.217	7	23	5	5	1	0	0	3	0	0	0	2-0	3	0	0	0	.280	.261
Minor League Totals		.254	350	1301	167	331	58	9	19	150	12	25	40	85-2	243	48	20	22	.314	.357

LEE, NICK / RIGHT-HANDED PITCHER

BATS **Right**
THROWS **Right**
HEIGHT **6'5"**
WEIGHT **195**

BORN **2/10/97** in Sulphur, LA
RESIDES **Longville, LA**
SIGNING SCOUT **Rickey Drexler**
ACQUIRED **Selected in the ninth round of the 2018 June Draft**

YEAR	CLUB	W	L	ERA	G	GS	CG	SHO	SV	IP	H	R	ER	HR	HB	BB-I	SO	WP	BK
2018	Hudson Valley	1	1	9.42	9	2	0	0	0	14.1	17	16	15	0	4	15-0	12	5	0
2019																			

Injured—Did Not Play

LEÓN, LUIS / CATCHER

BATS **Switch**
THROWS **Right**
HEIGHT **6'0"**
WEIGHT **175**

BORN **9/10/98** in Maracay, VEN
RESIDES **Mariara, VEN**
SIGNING SCOUT **Marlon Roche/Ronnie Blanco**
ACQUIRED **Signed as a free agent on July 2, 2015**

YEAR	CLUB	AVG	G	AB	R	H	2B	3B	HR	RBI	SH	SF	HB	BB-I	SO	SB	CS	GDP	OBP	SLG
2016	DSL Rays 1	.227	55	207	23	47	12	1	1	24	1	1	1	20-0	39	3	3	3	.297	.309
2017	GCL Rays	.205	49	185	24	38	8	2	1	14	3	0	0	12-1	28	7	1	5	.254	.286
2018	GCL Rays	.230	40	148	17	34	5	0	2	14	0	0	1	21-0	26	2	3	4	.329	.304
	Princeton	.250	1	4	3	1	0	0	0	0	0	0	1	1-0	1	0	0	0	.500	.250
2019	Princeton	.341	43	173	29	59	12	1	5	30	0	1	1	11-0	40	0	0	5	.382	.509
	Hudson Valley	.125	3	8	0	1	1	0	0	0	0	0	0	1-0	1	0	0	1	.222	.250
Minor League Totals		.248	191	725	96	180	38	4	9	82	4	2	4	66-1	135	12	7	18	.314	.349

LEÓN, MAICOR / LEFT-HANDED PITCHER

BATS **Left**
THROWS **Left**
HEIGHT **5'9"**
WEIGHT **165**

BORN **3/6/01** in Güigüe, VEN
RESIDES **Güigüe, VEN**
SIGNING SCOUT **William Bergolla/Marlon Roche/Ronnie Blanco**
ACQUIRED **Signed as a free agent on July 3, 2017**

YEAR	CLUB	W	L	ERA	G	GS	CG	SHO	SV	IP	H	R	ER	HR	HB	BB-I	SO	WP	BK
2018	DSL Rays 2	0	1	10.38	4	3	0	0	0	4.1	5	5	5	0	1	2-0	1	1	0
2019	DSL Rays 1	0	1	1.59	7	7	0	0	0	17.0	13	4	3	1	3	4-0	12	2	2
Minor League Totals		0	2	3.38	11	10	0	0	0	21.1	18	9	8	1	4	6-0	13	3	2



LINARES, RESLY / LEFT-HANDED PITCHER

BATS **Left**
THROWS **Left**
HEIGHT **6'2"**
WEIGHT **165**

BORN **12/11/97** in **Santo Domingo, DR**
RESIDES **Santo Domingo, DR**
SIGNING SCOUT **Daniel Santana**
ACQUIRED **Signed as a free agent on September 10, 2014**

YEAR	CLUB	W	L	ERA	G	GS	CG	SHO	SV	IP	H	R	ER	HR	HB	BB-I	SO	WP	BK
2015	DSL Rays	0	3	1.11	14	14	0	0	0	48.2	29	10	6	0	9	15-0	59	10	0
2016	Princeton	2	3	5.34	8	7	0	0	0	32.0	40	21	19	6	1	8-0	30	12	1
2017	Hudson Valley	3	3	2.35	13	12	0	0	0	61.1	36	20	16	2	8	23-0	60	8	1
2018	Bowling Green	7	3	3.20	17	17	0	0	0	84.1	69	37	30	6	6	25-0	97	5	0
2019	Charlotte	0	0	5.79	2	2	0	0	0	4.2	6	3	3	0	0	6-0	2	1	0
Minor League Totals		12	12	2.88	54	52	0	0	0	231.0	180	91	74	14	24	77-0	248	36	2

LINARES, WANDERSON / RIGHT-HANDED PITCHER

BATS **Right**
THROWS **Right**
HEIGHT **6'1"**
WEIGHT **160**

BORN **9/28/96** in **Bajos de Haina, DR**
RESIDES **San Cristobal, DR**
SIGNING SCOUT **Daniel Santana**
ACQUIRED **Signed as a free agent on August 10, 2015**

YEAR	CLUB	W	L	ERA	G	GS	CG	SHO	SV	IP	H	R	ER	HR	HB	BB-I	SO	WP	BK
2016	DSL Rays 1	0	1	7.94	4	1	0	0	0	5.2	13	6	5	0	0	3-0	1	1	0
2017	DSL Rays 2	1	0	1.06	4	4	0	0	0	17.0	14	6	2	1	1	4-0	15	3	0
	GCL Rays	2	2	2.70	11	9	0	0	1	43.1	32	15	13	1	9	21-0	40	5	0
2018	Princeton	2	2	6.07	12	9	0	0	0	46.0	48	34	31	9	4	17-0	44	3	3
2019	Injured—Did Not Play																		
Minor League Totals		5	5	4.10	31	23	0	0	1	112.0	107	61	51	11	14	45-0	100	12	3

LÓPEZ, ÁNGEL / INFIELDER

BATS **Right**
THROWS **Right**
HEIGHT **5'10"**
WEIGHT **185**

BORN **11/14/99** in **San Carlos, VEN**
RESIDES **San Carlos, VEN**
SIGNING SCOUT **William Bergolla/Marlon Roche/Ronnie Blanco**
ACQUIRED **Signed as a free agent on July 2, 2016**

YEAR	CLUB	AVG	G	AB	R	H	2B	3B	HR	RBI	SH	SF	HB	BB-I	SO	SB	CS	GDP	OBP	SLG
2017	DSL Rays 2	.224	55	183	33	41	6	2	2	18	1	2	6	31-1	48	5	2	4	.351	.311
2018	DSL Rays 1	.225	51	187	35	42	11	3	3	22	0	3	5	23-1	41	11	6	1	.321	.364
2019	DSL Rays 1	.229	18	70	10	16	2	1	0	13	0	3	2	6-0	17	6	0	2	.296	.286
	DSL Rays 2	.265	41	132	33	35	8	1	4	26	1	1	7	25-0	27	8	2	3	.406	.432
Minor League Totals		.234	165	572	111	134	27	7	9	79	2	9	20	85-2	133	30	10	10	.348	.353

LOPEZ, JACOB / LEFT-HANDED PITCHER

BATS **Left**
THROWS **Left**
HEIGHT **6'4"**
WEIGHT **235**

BORN **3/11/98** in **Grenada Hills, CA**
RESIDES **Saugus, CA**
SIGNING SCOUT **Charles Fick (Giants)**
ACQUIRED **Via trade from San Francisco on July 31, 2019**

YEAR	CLUB	W	L	ERA	G	GS	CG	SHO	SV	IP	H	R	ER	HR	HB	BB-I	SO	WP	BK
2018	AZL Giants	1	1	1.42	9	4	0	0	0	25.1	18	4	4	2	0	6-0	34	0	0
2019	Salem-Keizer	2	3	3.02	9	9	0	0	0	41.2	41	17	14	2	4	7-0	39	3	0
	Hudson Valley	2	0	2.40	3	3	0	0	0	15.0	8	4	4	2	0	4-0	18	0	0
Minor League Totals		5	4	2.41	21	16	0	0	0	82.0	67	25	22	6	4	17-0	91	3	0



LÓPEZ, JANICK / RIGHT-HANDED PITCHER

BATS **Right**
THROWS **Right**
HEIGHT **6'3"**
WEIGHT **185**

BORN **4/24/99** in Maracay, VEN
RESIDES **Palo Negro, VEN**
SIGNING SCOUT **Marlon Roche/Ronnie Blanco**
ACQUIRED **Signed as a free agent on November 21, 2016**

YEAR	CLUB	W	L	ERA	G	GS	CG	SHO	SV	IP	H	R	ER	HR	HB	BB-I	SO	WP	BK
2017	DSL Rays 2	4	1	7.71	15	0	0	0	0	23.1	25	23	20	3	4	24-0	16	11	0
2018	DSL Rays 1	0	3	3.19	14	14	0	0	0	53.2	46	26	19	2	3	36-0	36	11	0
2019	DSL Rays 2	2	2	10.67	9	1	0	0	0	14.1	21	20	17	1	1	13-0	17	9	0
Minor League Totals		6	6	5.52	38	15	0	0	0	91.1	92	69	56	6	8	73-0	69	31	0

LÓPEZ, JOHAN / INFILDER

BATS **Right**
THROWS **Right**
HEIGHT **5'10"**
WEIGHT **165**

BORN **7/28/00** in San Felipe, VEN
RESIDES **San Felipe, VEN**
SIGNING SCOUT **Marlon Roche/Ronnie Blanco**
ACQUIRED **Signed as a free agent on August 1, 2016**

YEAR	CLUB	AVG	G	AB	R	H	2B	3B	HR	RBI	SH	SF	HB	BB-I	SO	SB	CS	GDP	OBP	SLG
2017	DSL Rays 1	.219	59	201	24	44	9	1	1	13	2	0	7	17-0	41	11	6	3	.302	.289
2018	DSL Rays 1	.240	52	183	35	44	12	0	2	23	6	3	8	20-0	28	12	5	6	.336	.339
2019	DSL Rays 2	.357	30	126	39	45	7	7	1	28	1	0	4	16-0	12	24	4	2	.445	.548
	GCL Rays	.279	34	111	20	31	6	2	1	12	3	2	2	12-0	8	2	1	4	.354	.396
Minor League Totals		.264	175	621	118	164	34	10	5	76	12	5	21	65-0	89	49	16	15	.351	.375

LÓPEZ, JOSÉ / LEFT-HANDED PITCHER

BATS **Left**
THROWS **Left**
HEIGHT **6'1"**
WEIGHT **200**

BORN **2/15/99** in Santo Domingo, DR
RESIDES **Santo Domingo, DR**
SIGNING SCOUT **Miguel Richardson/Daniel Santana**
ACQUIRED **Signed as a free agent on October 28, 2016**

YEAR	CLUB	W	L	ERA	G	GS	CG	SHO	SV	IP	H	R	ER	HR	HB	BB-I	SO	WP	BK
2017	DSL Rays 2	2	5	3.08	15	4	0	0	0	38.0	21	19	13	1	6	28-0	38	8	2
2018	GCL Rays	3	1	2.28	11	7	0	0	0	43.1	44	20	11	2	2	17-0	36	8	0
2019	Princeton	4	3	2.54	12	12	0	0	0	49.2	42	23	14	3	0	23-0	55	6	1
Minor League Totals		9	9	2.61	38	23	0	0	0	131.0	107	62	38	6	8	68-0	129	22	3

LÓPEZ, VICTOR / RIGHT-HANDED PITCHER

BATS **Right**
THROWS **Right**
HEIGHT **6'0"**
WEIGHT **170**

BORN **1/11/02** in Barquisimeto, VEN
RESIDES **Barquisimeto, VEN**
SIGNING SCOUT **Carlos León**
ACQUIRED **Signed as a free agent on November 23, 2018**

YEAR	CLUB	W	L	ERA	G	GS	CG	SHO	SV	IP	H	R	ER	HR	HB	BB-I	SO	WP	BK
2019	DSL Rays 2	4	1	4.60	21	0	0	0	3	31.1	37	20	16	3	3	5-0	27	6	0



LOWE, JOSH / OUTFIELDER

BATS **Left**
THROWS **Right**
HEIGHT **6'4"**
WEIGHT **190**

BORN **2/2/98** in **Chesapeake, VA**
RESIDES **Clermont, FL**
SIGNING SCOUT **Milt Hill**
ACQUIRED **Selected in the first round (13th overall) of the 2016 June Draft**

2019 Named to the midseason Southern League All-Star Team and ranked among league leaders in runs (70, tied for 2nd), home runs (18, tied for 5th), RBI (62, 9th), extra-base hits (45, 6th), total bases (198, 4th), walks (59, tied for 6th) and stolen bases (30, 3rd)...tied for 3rd among Rays minor leaguers in home runs, tied for 7th in RBI, tied for 2nd in extra-base hits and ranked 3rd in stolen bases...named to the Rays Organizational All-Star Team by MLB.com... hit .327/.379/.558 (17-for-52) with 2 HR and 11 RBI in 15 games for the Salt River Rafters in the Arizona Fall League, and named to the AFL Rising Stars Game...ranked by *Baseball America* as the No. 11 prospect in the Rays system following the season...the publication also tabbed him as the Best Defensive Outfielder in the organization for a second consecutive year...underwent right shoulder debridement surgery in November and will miss the start of the 2020 season. **2018** Ranked by *Baseball America* as the No. 17 prospect in the Rays system following the season...the publication also selected him as the Best Athlete in the organization for a third consecutive year. **2017** Ranked 4th among Rays minor leaguers with 22 SB...moved from third base to center field...ranked by *Baseball America* as the No. 11 prospect in the Rays system following the season...the publication also tabbed him as the Best Outfield Arm in the organization. **2016** Ranked by *Baseball America* as the Best Infield Arm in the organization. **PERSONAL** His older brother, Nate, was drafted by the Rays in the 13th round of the 2016 June Draft out of Mississippi State...the Pope (Ga.) High School graduate signed a letter of intent to play at Florida State University before signing with the Rays.

YEAR	CLUB	AVG	G	AB	R	H	2B	3B	HR	RBI	SH	SF	HB	BB-I	SO	SB	CS	GDP	OBP	SLG
2016	GCL Rays	.258	28	93	14	24	6	1	2	15	0	1	0	20-1	27	1	1	0	.386	.409
	Princeton	.238	26	80	11	19	0	2	3	11	0	3	0	17-0	32	1	1	0	.360	.400
2017	Bowling Green	.268	118	456	60	122	26	2	8	55	4	5	0	42-0	144	22	8	5	.326	.386
2018	Charlotte	.238	105	399	62	95	25	3	6	47	1	4	4	47-2	117	18	6	2	.322	.361
2019	Montgomery	.252	121	448	70	113	23	4	18	62	6	3	3	59-0	132	30	9	1	.341	.442
Minor League Totals		.253	398	1476	217	373	80	12	37	190	11	16	7	185-3	452	72	25	8	.336	.398

LUGO, AUDRY / RIGHT-HANDED PITCHER

BATS **Right**
THROWS **Right**
HEIGHT **5'11"**
WEIGHT **160**

BORN **10/29/98** in **San Cristobal, DR**
RESIDES **San Cristobal, DR**
SIGNING SCOUT **Victor Torres/Daniel Santana**
ACQUIRED **Signed as a free agent on September 5, 2018**

YEAR	CLUB	W	L	ERA	G	GS	CG	SHO	SV	IP	H	R	ER	HR	HB	BB-I	SO	WP	BK
2019	DSL Rays 1	0	0	1.54	6	0	0	0	2	11.2	5	3	2	0	1	3-0	10	3	0
	GCL Rays	1	0	2.59	12	0	0	0	2	24.1	19	9	7	2	3	10-0	29	3	0
	Hudson Valley	0	0	0.00	1	0	0	0	0	2.0	2	0	0	0	0	1-0	2	0	0
Minor League Totals		1	0	2.13	19	0	0	0	4	38.0	26	12	9	2	4	14-0	41	6	0

LUKES, NATHAN / OUTFIELDER

BATS **Left**
THROWS **Right**
HEIGHT **5'11"**
WEIGHT **185**

BORN **7/12/94** in **Portland, OR**
RESIDES **Scottsdale, AZ**
SIGNING SCOUT **Don Lyle (Indians)**
ACQUIRED **Via trade from Cleveland on August 1, 2016**

YEAR	CLUB	AVG	G	AB	R	H	2B	3B	HR	RBI	SH	SF	HB	BB-I	SO	SB	CS	GDP	OBP	SLG
2015	Mahoning Valley	.313	5	16	4	5	2	0	0	5	0	0	0	2-0	4	0	0	0	.389	.438
2016	Lake County	.301	89	342	54	103	21	8	5	32	4	4	6	37-0	60	14	8	6	.375	.453
	Charlotte	.194	21	67	5	13	1	0	1	4	1	0	0	3-0	9	0	1	1	.229	.254
	Lynchburg	.261	5	23	3	6	1	0	0	1	0	0	0	0-0	5	1	0	0	.261	.304
2017	Charlotte	.400	6	20	3	8	1	0	0	3	0	0	0	2-0	4	1	2	0	.455	.450
	Montgomery	.270	98	359	46	97	15	5	3	35	4	6	3	32-1	71	6	8	5	.330	.365
2018	Montgomery	.278	115	435	62	121	29	3	6	51	6	6	6	31-0	93	9	4	7	.331	.400
2019	Durham	.219	91	260	26	57	8	3	4	31	2	4	3	26-0	56	7	3	8	.294	.319
Minor League Totals		.269	430	1522	203	410	78	19	19	162	17	20	18	133-1	302	38	26	27	.331	.383



MALLARD, MASON / INFIELDER

BATS **Right**
THROWS **Right**
HEIGHT **5'10"**
WEIGHT **185**

BORN **2/22/96** in **Tyler, TX**
RESIDES **Whitehouse, TX**
SIGNING SCOUT **Rickey Drexler**
ACQUIRED **Signed as a non-drafted free agent on June 14, 2019**

YEAR	CLUB	AVG	G	AB	R	H	2B	3B	HR	RBI	SH	SF	HB	BB-I	SO	SB	CS	GDP	OBP	SLG
2019	Princeton	.304	14	46	4	14	2	0	0	1	0	0	2	8-0	10	0	3	1	.429	.348
	Hudson Valley	.277	29	94	11	26	3	2	0	11	0	1	1	7-0	20	3	1	3	.330	.351
Minor League Totals		.286	43	140	15	40	5	2	0	12	0	1	3	15-0	30	3	4	4	.365	.350

MANRIQUE, ENDRY / RIGHT-HANDED PITCHER

BATS **Right**
THROWS **Right**
HEIGHT **6'0"**
WEIGHT **150**

BORN **11/3/00** in **Puerto Cabello, VEN**
RESIDES **Puerto Cabello, VEN**
SIGNING SCOUT **William Bergolla/Edward Rojas**
ACQUIRED **Signed as a free agent on January 22, 2018**

YEAR	CLUB	W	L	ERA	G	GS	CG	SHO	SV	IP	H	R	ER	HR	HB	BB-I	SO	WP	BK
2018	DSL Rays 1	2	1	2.64	14	5	0	0	0	44.1	35	18	13	1	1	18-0	32	6	0
2019	DSL Rays 2	1	0	4.08	5	4	0	0	0	17.2	20	9	8	1	3	6-0	11	1	0
	DSL Rays 1	1	2	3.18	7	4	0	0	0	22.2	16	12	8	0	3	15-0	17	2	0
Minor League Totals		4	3	3.08	26	13	0	0	0	84.2	71	39	29	2	7	39-0	60	9	0

MANZUETA, ONEILL / OUTFIELDER

BATS **Right**
THROWS **Right**
HEIGHT **6'0"**
WEIGHT **190**

BORN **2/7/01** in **Santo Domingo, DR**
RESIDES **Santo Domingo, DR**
SIGNING SCOUT **Daniel Santana**
ACQUIRED **Signed as a free agent on April 13, 2018**

YEAR	CLUB	AVG	G	AB	R	H	2B	3B	HR	RBI	SH	SF	HB	BB-I	SO	SB	CS	GDP	OBP	SLG
2018	DSL Rays 1	.224	47	161	28	36	7	1	4	25	0	0	3	33-1	43	5	2	4	.365	.354
2019	DSL Rays 2	.296	31	115	29	34	11	3	3	20	0	2	4	17-0	31	5	2	2	.399	.522
	GCL Rays	.202	31	99	13	20	8	2	0	8	0	1	2	7-0	26	2	1	4	.266	.323
Minor League Totals		.240	109	375	70	90	26	6	7	53	0	3	9	57-1	100	12	5	10	.351	.397

MARSDEN, JUSTIN / RIGHT-HANDED PITCHER

BATS **Right**
THROWS **Right**
HEIGHT **6'4"**
WEIGHT **175**

BORN **1/27/97** in **Auburn, WA**
RESIDES **Auburn, WA**
SIGNING SCOUT **Paul Kirsch**
ACQUIRED **Selected in the 22nd round of the 2015 June Draft**

YEAR	CLUB	W	L	ERA	G	GS	CG	SHO	SV	IP	H	R	ER	HR	HB	BB-I	SO	WP	BK
2015	GCL Rays	0	1	3.14	6	0	0	0	0	14.1	6	5	5	0	1	6-0	14	2	0
2016		Injured—Did Not Play																	
2017	GCL Rays	0	1	3.68	3	1	0	0	0	7.1	7	3	3	0	1	4-0	1	1	1
2018	Princeton	2	0	3.52	13	0	0	0	2	30.2	19	18	12	5	2	18-0	36	4	0
	Bowling Green	1	0	3.38	3	0	0	0	0	8.0	6	3	3	1	1	2-0	8	0	0
2019	Bowling Green	2	1	3.29	7	0	0	0	0	13.2	12	10	5	2	1	8-0	15	1	0
	Charlotte	1	4	6.82	18	1	0	0	3	33.0	40	28	25	2	3	17-0	33	3	1
Minor League Totals		6	7	4.46	50	2	0	0	5	107.0	90	67	53	10	9	55-0	107	11	2



MARTE, JELFRY / INFIELDER

BATS **Switch**
THROWS **Right**
HEIGHT **5'11"**
WEIGHT **165**

BORN **3/27/01** in La Vega, DR
RESIDES **La Vega, DR**
SIGNING SCOUT **Daniel Santana**
ACQUIRED **Signed as a free agent on December 18, 2017**

YEAR	CLUB	AVG	G	AB	R	H	2B	3B	HR	RBI	SH	SF	HB	BB-I	SO	SB	CS	GDP	OBP	SLG
2018	GCL Rays	.281	43	153	16	43	3	1	0	14	4	0	2	6-0	26	7	4	0	.317	.314
2019	Princeton	.188	45	176	24	33	4	1	0	9	3	1	6	16-0	54	2	5	2	.276	.222
	GCL Rays	.316	6	19	2	6	0	3	0	7	0	0	0	2-0	7	0	0	0	.381	.632
Minor League Totals		.236	94	348	42	82	7	5	0	30	7	1	8	24-0	87	9	9	2	.299	.284

MARTÍNEZ, YUNIOR / OUTFIELDER

BATS **Switch**
THROWS **Right**
HEIGHT **6'1"**
WEIGHT **165**

BORN **12/24/98** in Santiago, DR
RESIDES **Santiago, DR**
SIGNING SCOUT **Victor Torres/Daniel Santana**
ACQUIRED **Signed as a free agent on November 18, 2015**

YEAR	CLUB	AVG	G	AB	R	H	2B	3B	HR	RBI	SH	SF	HB	BB-I	SO	SB	CS	GDP	OBP	SLG
2016	DSL Rays 1	.219	47	187	36	41	8	1	0	10	1	1	6	18-0	45	14	5	0	.307	.273
2017	DSL Rays 1	.265	50	189	25	50	1	2	1	5	2	0	3	10-1	52	35	13	1	.312	.307
2018	GCL Rays	.255	41	149	24	38	7	2	1	10	2	0	2	10-1	39	8	5	3	.311	.349
2019	Princeton	.265	41	151	23	40	5	3	5	22	0	1	1	4-0	44	10	5	1	.287	.437
Minor League Totals		.250	179	676	108	169	21	8	7	47	5	2	12	42-2	180	67	28	5	.305	.336

MATA, JUAN / OUTFIELDER

BATS **Right**
THROWS **Right**
HEIGHT **6'0"**
WEIGHT **165**

BORN **8/1/01** in Santa Teresa, VEN
RESIDES **Santa Teresa del Tuy, VEN**
SIGNING SCOUT **Marlon Roche**
ACQUIRED **Signed as a free agent on April 18, 2018**

YEAR	CLUB	AVG	G	AB	R	H	2B	3B	HR	RBI	SH	SF	HB	BB-I	SO	SB	CS	GDP	OBP	SLG
2018	DSL Rays 1	.174	37	132	21	23	3	0	0	11	0	0	2	10-0	26	10	2	4	.243	.197
2019	DSL Rays 1	.234	38	137	14	32	3	1	1	14	4	0	2	11-0	16	9	3	5	.300	.292
Minor League Totals		.204	75	269	35	55	6	1	1	25	4	0	4	21-0	42	19	5	9	.272	.245

MATEO, ISRAEL / RIGHT-HANDED PITCHER

BATS **Right**
THROWS **Right**
HEIGHT **5'11"**
WEIGHT **135**

BORN **11/22/01** in San Pedro de Macoris, DR
RESIDES **San Pedro de Macoris, DR**
SIGNING SCOUT **Remmy Hernandez/Daniel Santana**
ACQUIRED **Signed as a free agent on November 6, 2019**

McGEE, EASTON / RIGHT-HANDED PITCHER

BATS **Right**
THROWS **Right**
HEIGHT **6'7"**
WEIGHT **220**

BORN **12/26/97** in Hopkinsville, KY
RESIDES **Hopkinsville, KY**
SIGNING SCOUT **James Bonnici**
ACQUIRED **Selected in the fourth round of the 2016 June Draft**

YEAR	CLUB	W	L	ERA	G	GS	CG	SHO	SV	IP	H	R	ER	HR	HB	BB-I	SO	WP	BK
2016	GCL Rays	1	1	3.09	6	4	0	0	0	23.1	19	8	8	1	2	8-0	14	2	0
2017	Princeton	1	3	4.30	11	11	0	0	0	52.1	70	27	25	6	2	7-0	29	3	1
2018	Hudson Valley	7	3	5.23	13	13	0	0	0	63.2	73	39	37	4	2	13-0	37	2	1
2019	Bowling Green	7	5	3.67	24	22	0	0	0	125.0	129	57	51	13	3	25-1	95	3	0
Minor League Totals		16	12	4.12	54	50	0	0	0	264.1	291	131	121	24	9	53-1	175	10	2



MCGOWAN, JACSON / INFIELDER

BATS **Right**
THROWS **Right**
HEIGHT **6'3"**
WEIGHT **210**

BORN **6/18/97** in Indianapolis, IN
RESIDES **Avon, IN**
SIGNING SCOUT **James Bonnici**
ACQUIRED **Selected in the 11th round of the 2018 June Draft**

YEAR	CLUB	AVG	G	AB	R	H	2B	3B	HR	RBI	SH	SF	HB	BB-I	SO	SB	CS	GDP	OBP	SLG
2018	Hudson Valley	.269	59	212	30	57	8	2	2	39	0	9	2	30-0	65	1	0	6	.352	.354
2019	Hudson Valley	.244	67	238	23	58	17	1	2	43	0	5	1	39-0	77	6	1	6	.346	.349
Minor League Totals		.256	126	450	53	115	25	3	4	82	0	14	3	69-0	142	7	1	12	.349	.351

McKENDRY, EVAN / RIGHT-HANDED PITCHER

BATS **Right**
THROWS **Right**
HEIGHT **6'4"**
WEIGHT **205**

BORN **2/6/98** in Pembroke Pines, FL
RESIDES **Pembroke Pines, FL**
SIGNING SCOUT **Victor Rodríguez**
ACQUIRED **Selected in the ninth round of the 2019 June Draft**

YEAR	CLUB	W	L	ERA	G	GS	CG	SHO	SV	IP	H	R	ER	HR	HB	BB-I	SO	WP	BK
2019	GCL Rays	0	0	0.00	2	2	0	0	0	4.0	1	0	0	0	1	0-0	2	0	0
	Hudson Valley	4	1	1.60	9	7	0	0	0	39.1	38	10	7	1	3	4-0	43	3	0
Minor League Totals		4	1	1.45	11	9	0	0	0	43.1	39	10	7	1	4	4-0	45	3	0

MEAD, CURTIS / INFIELDER

BATS **Right**
THROWS **Right**
HEIGHT **6'2"**
WEIGHT **170**

BORN **10/26/00** in Adelaide, AUS
RESIDES **Adelaide, AUS**
SIGNING SCOUT **Howard Norsetter/Roberto Aquino/Derrick Chung (Phillies)**
ACQUIRED **Via trade from Philadelphia on November 20, 2019**

YEAR	CLUB	AVG	G	AB	R	H	2B	3B	HR	RBI	SH	SF	HB	BB-I	SO	SB	CS	GDP	OBP	SLG
2018	GCL Phillies West	.167	2	6	1	1	0	0	0	0	0	0	0	0-0	0	0	0	0	.167	.167
2019	GCL Phillies East	.285	44	158	26	45	12	2	4	19	1	0	3	13-0	23	4	3	6	.351	.462
Minor League Totals		.280	46	164	27	46	12	2	4	19	1	0	3	13-0	23	4	3	6	.344	.451

MEJÍA, SAMUEL / RIGHT-HANDED PITCHER

BATS **Right**
THROWS **Right**
HEIGHT **6'1"**
WEIGHT **160**

BORN **6/17/02** in La Altagracia, DR
RESIDES **La Altagracia, DR**
SIGNING SCOUT **Daniel Santana**
ACQUIRED **Signed as a free agent on September 4, 2019**

MELLENDEZ, KEVIN / CATCHER

BATS **Right**
THROWS **Right**
HEIGHT **5'10"**
WEIGHT **200**

BORN **3/15/00** in Caguas, PR
RESIDES **Caguas, PR**
SIGNING SCOUT **Victor Rodríguez**
ACQUIRED **Selected in the 12th round of the 2018 June Draft**

YEAR	CLUB	AVG	G	AB	R	H	2B	3B	HR	RBI	SH	SF	HB	BB-I	SO	SB	CS	GDP	OBP	SLG
2018	GCL Rays	.216	31	97	17	21	4	0	1	12	0	2	4	12-0	29	2	2	1	.322	.289
2019	Princeton	.215	39	144	15	31	7	0	5	25	0	0	1	7-0	48	2	0	4	.257	.368
Minor League Totals		.216	70	241	32	52	11	0	6	37	0	2	5	19-0	77	4	2	5	.285	.336



MELO, FERNANDO / LEFT-HANDED PITCHER

BATS **Left**
THROWS **Left**
HEIGHT **6'6"**
WEIGHT **200**

BORN **12/31/99** in La Romana, DR
RESIDES **La Romana, DR**
SIGNING SCOUT **Daniel Santana**
ACQUIRED **Signed as a free agent on May 9, 2017**

YEAR	CLUB	W	L	ERA	G	GS	CG	SHO	SV	IP	H	R	ER	HR	HB	BB-I	SO	WP	BK
2017	DSL Rays 2	0	1	35.10	5	0	0	0	0	3.1	11	17	13	0	3	7-0	2	9	0
2018	DSL Rays 2	1	4	5.82	14	10	0	0	0	38.2	36	33	25	3	4	37-0	31	14	2
2019	GCL Rays	1	2	4.29	11	0	0	0	0	21.0	14	12	10	0	3	16-0	18	9	0
Minor League Totals		2	7	6.86	30	10	0	0	0	63.0	61	62	48	3	10	60-0	51	32	2

MERCADO, MICHAEL / RIGHT-HANDED PITCHER

BATS **Right**
THROWS **Right**
HEIGHT **6'4"**
WEIGHT **165**

BORN **4/15/99** in Greenville, SC
RESIDES **San Diego, CA**
SIGNING SCOUT **Jaime Jones**
ACQUIRED **Selected in the second round of the 2017 June Draft**

YEAR	CLUB	W	L	ERA	G	GS	CG	SHO	SV	IP	H	R	ER	HR	HB	BB-I	SO	WP	BK
2017	GCL Rays	0	0	1.69	8	8	0	0	0	21.1	21	4	4	1	0	4-0	14	4	0
2018	Hudson Valley	1	2	5.22	11	11	0	0	0	50.0	55	34	29	6	1	16-0	38	4	0
2019	Injured-Did Not Play																		
Minor League Totals		1	2	4.16	19	19	0	0	0	71.1	76	38	33	7	1	20-0	52	8	0

MERINO, PATRICK / OUTFIELDER

BATS **Right**
THROWS **Right**
HEIGHT **6'2"**
WEIGHT **215**

BORN **8/13/98** in La Habana, Cuba
RESIDES **Juan Dolio, DR**
SIGNING SCOUT **Remmy Hernandez/Daniel Santana**
ACQUIRED **Signed as a free agent on June 15, 2019**

YEAR	CLUB	AVG	G	AB	R	H	2B	3B	HR	RBI	SH	SF	HB	BB-I	SO	SB	CS	GDP	OBP	SLG
2019	DSL Rays 2	.255	29	98	30	25	6	0	8	17	0	1	7	23-0	28	2	1	3	.426	.561

MEZA, JULIO / CATCHER

BATS **Right**
THROWS **Right**
HEIGHT **6'0"**
WEIGHT **165**

BORN **5/4/99** in Barquisimeto, VEN
RESIDES **Barquisimeto, VEN**
SIGNING SCOUT **Marlon Roche**
ACQUIRED **Signed as a free agent on March 27, 2017**

YEAR	CLUB	AVG	G	AB	R	H	2B	3B	HR	RBI	SH	SF	HB	BB-I	SO	SB	CS	GDP	OBP	SLG
2017	DSL Rays 2	.216	37	116	16	25	8	1	0	8	3	1	6	12-0	15	1	2	3	.319	.302
2018	DSL Rays 1	.306	47	170	30	52	9	1	1	26	3	3	5	9-0	25	5	5	1	.353	.388
2019	GCL Rays	.237	39	139	11	33	4	1	0	16	1	4	5	5-0	28	0	0	4	.281	.281
Minor League Totals		.259	123	425	57	110	21	3	1	50	7	8	16	26-0	68	6	7	8	.320	.329

MILLAN, SANTIAGO / OUTFIELDER

BATS **Right**
THROWS **Right**
HEIGHT **6'2"**
WEIGHT **175**

BORN **5/27/03** in Porlamar, VEN
RESIDES **Porlamar, VEN**
SIGNING SCOUT **William Bergolla**
ACQUIRED **Signed as a free agent on September 11, 2019**



MOATS, DALTON / LEFT-HANDED PITCHER

BATS **Left**
THROWS **Left**
HEIGHT **6'3"**
WEIGHT **210**

BORN **5/24/95** in **Kansas City, MO**
RESIDES **Kansas City, MO**
SIGNING SCOUT **Rickey Drexler**
ACQUIRED **Selected in the 15th round of the 2016 June Draft**

YEAR	CLUB	W	L	ERA	G	GS	CG	SHO	SV	IP	H	R	ER	HR	HB	BB-I	SO	WP	BK
2016	Princeton	3	2	2.40	17	0	0	0	2	30.0	34	13	8	2	1	5-0	29	1	1
2017	Bowling Green	0	0	1.21	12	0	0	0	2	22.1	14	3	3	1	0	2-0	27	1	0
	Charlotte	6	1	2.21	25	0	0	0	11	40.2	25	10	10	2	1	10-2	26	2	0
2018	Montgomery	2	3	5.34	41	10	0	0	0	62.1	58	41	37	12	1	29-0	65	5	1
2019	Montgomery	2	3	3.17	42	2	0	0	6	65.1	60	30	23	8	1	24-4	62	4	0
Minor League Totals		13	9	3.30	137	12	0	0	21	220.2	191	97	81	25	4	70-6	209	13	2

MOLINA, ANTHONY / RIGHT-HANDED PITCHER

BATS **Right**
THROWS **Right**
HEIGHT **6'1"**
WEIGHT **170**

BORN **1/12/02** in **San Joaquin, VEN**
RESIDES **San Joaquin, VEN**
SIGNING SCOUT **William Bergolla**
ACQUIRED **Signed as a free agent on July 2, 2018**

YEAR	CLUB	W	L	ERA	G	GS	CG	SHO	SV	IP	H	R	ER	HR	HB	BB-I	SO	WP	BK
2019	DSL Rays 1	2	3	3.23	14	8	0	0	0	53.0	66	30	19	1	0	9-0	31	5	0

MONCADA, LUIS / LEFT-HANDED PITCHER

BATS **Left**
THROWS **Left**
HEIGHT **6'1"**
WEIGHT **195**

BORN **2/28/98** in **Ciudad Ojeda, VEN**
RESIDES **Ciudad Ojeda, VEN**
SIGNING SCOUT **Euclides Vargas/Ronnie Blanco**
ACQUIRED **Signed as a free agent on March 27, 2015**

YEAR	CLUB	W	L	ERA	G	GS	CG	SHO	SV	IP	H	R	ER	HR	HB	BB-I	SO	WP	BK
2015	VSL Rays	3	1	6.95	14	0	0	0	0	22.0	33	24	17	1	4	15-0	14	3	1
2016	DSL Rays 2	0	6	2.19	14	14	0	0	0	61.2	49	21	15	1	1	29-0	51	10	1
2017	Princeton	4	2	5.59	13	6	0	0	0	38.2	46	27	24	6	3	18-0	28	7	0
2018	Princeton	3	1	3.13	11	9	0	0	0	46.0	34	17	16	2	0	18-0	53	8	1
2019	Injured-Did Not Play																		
Minor League Totals		10	10	3.85	52	29	0	0	0	168.1	162	89	72	10	8	80-0	146	28	3

MOORE, STEFFON / LEFT-HANDED PITCHER

BATS **Left**
THROWS **Left**
HEIGHT **6'3"**
WEIGHT **185**

BORN **6/25/97** in **West Point, MS**
RESIDES **West Point, MS**
SIGNING SCOUT **Rickey Drexler**
ACQUIRED **Selected in the 26th round of the 2018 June Draft**

YEAR	CLUB	W	L	ERA	G	GS	CG	SHO	SV	IP	H	R	ER	HR	HB	BB-I	SO	WP	BK
2018	GCL Rays	0	0	0.00	3	0	0	0	1	5.1	2	1	0	0	0	0-0	6	2	0
	Princeton	1	0	2.31	14	0	0	0	5	23.1	14	8	6	2	3	11-0	27	4	0
2019	Bowling Green	0	1	11.05	5	1	0	0	0	7.1	17	15	9	2	2	9-0	12	2	0
	Hudson Valley	2	1	5.68	17	0	0	0	2	31.2	28	21	20	1	2	25-0	41	7	1
Minor League Totals		3	2	4.66	39	1	0	0	8	67.2	61	45	35	5	7	45-0	86	15	1



MOSS, ADDISON / RIGHT-HANDED PITCHER

BATS **Right**
THROWS **Right**
HEIGHT **6'1"**
WEIGHT **195**

BORN **9/10/97** in Virginia Beach, VA
RESIDES **Spring, TX**
SIGNING SCOUT **Pat Murphy**
ACQUIRED **Selected in the 37th round of the 2019 June Draft**

YEAR	CLUB	W	L	ERA	G	GS	CG	SHO	SV	IP	H	R	ER	HR	HB	BB-I	SO	WP	BK
2019	GCL Rays	0	0	0.00	1	0	0	0	0	1.1	1	0	0	0	0	0-0	3	1	0
	Princeton	0	0	5.68	5	0	0	0	2	6.1	5	4	4	2	1	2-0	11	1	0
Minor League Totals		0	0	4.70	6	0	0	0	2	7.2	6	4	4	2	1	2-0	14	2	0

MUFFLEY, JORDYN / CATCHER

BATS **Right**
THROWS **Right**
HEIGHT **6'1"**
WEIGHT **195**

BORN **4/14/97** in Kalamazoo, MI
RESIDES **Portage, MI**
SIGNING SCOUT **Tom Couston**
ACQUIRED **Selected in the 24th round of the 2017 June Draft**

YEAR	CLUB	AVG	G	AB	R	H	2B	3B	HR	RBI	SH	SF	HB	BB-I	SO	SB	CS	GDP	OBP	SLG
2017	GCL Rays	.150	14	40	6	6	2	0	0	2	1	0	5	3-0	5	2	1	2	.292	.200
2018	Princeton	.278	22	72	9	20	6	0	1	9	0	1	4	4-0	15	1	0	1	.346	.403
2019	Hudson Valley	.175	38	137	13	24	1	0	2	13	0	2	2	3-0	26	4	0	3	.201	.226
Minor League Totals		.201	74	249	28	50	9	0	3	24	1	3	11	10-0	46	7	1	6	.260	.273

MULLER, CHRIS / RIGHT-HANDED PITCHER

BATS **Right**
THROWS **Right**
HEIGHT **6'5"**
WEIGHT **210**

BORN **4/22/96** in Dallas, TX
RESIDES **Dallas, TX**
SIGNING SCOUT **Pat Murphy**
ACQUIRED **Selected in the 17th round of the 2017 June Draft**

YEAR	CLUB	W	L	ERA	G	GS	CG	SHO	SV	IP	H	R	ER	HR	HB	BB-I	SO	WP	BK
2018	GCL Rays	1	2	2.30	9	0	0	0	0	15.2	10	6	4	1	4	11-0	13	1	0
	Hudson Valley	0	1	2.25	5	0	0	0	0	8.0	4	2	2	0	1	2-0	7	0	0
2019	Bowling Green	2	5	2.88	31	1	0	0	4	56.1	39	26	18	4	1	26-0	87	14	1
Minor League Totals		3	8	2.70	45	1	0	0	4	80.0	53	34	24	5	6	39-0	107	15	1

MUÑOZ, VICTOR / RIGHT-HANDED PITCHER

BATS **Right**
THROWS **Right**
HEIGHT **6'3"**
WEIGHT **160**

BORN **12/25/00** in Mao, DR
RESIDES **Mao, DR**
SIGNING SCOUT **Daniel Santana**
ACQUIRED **Signed as a free agent on July 2, 2017**

YEAR	CLUB	W	L	ERA	G	GS	CG	SHO	SV	IP	H	R	ER	HR	HB	BB-I	SO	WP	BK
2018	DSL Rays 2	4	2	5.06	16	0	0	0	0	32.0	25	24	18	3	8	18-0	28	6	0
2019	DSL Rays 1	1	0	1.45	4	4	0	0	0	18.2	14	6	3	0	1	5-0	17	5	0
	GCL Rays	0	1	3.57	7	4	0	0	0	22.2	21	14	9	2	2	13-0	21	0	0
Minor League Totals		5	3	3.68	27	8	0	0	0	73.1	60	44	30	5	11	36-0	66	11	0



MURRAY, JAYDEN / RIGHT-HANDED PITCHER

BATS **Right**
THROWS **Right**
HEIGHT **6'3"**
WEIGHT **190**

BORN **4/11/97** in Vernal, UT
RESIDES **Vernal, UT**
SIGNING SCOUT **David Hamlett**
ACQUIRED **Selected in the 23rd round of the 2019 June Draft**

YEAR	CLUB	W	L	ERA	G	GS	CG	SHO	SV	IP	H	R	ER	HR	HB	BB-I	SO	WP	BK
2019	Princeton	0	2	2.88	11	8	0	0	1	34.1	30	11	11	4	2	8-0	37	3	0
	Hudson Valley	1	0	0.00	1	1	0	0	0	6.0	1	0	0	0	1	0-0	10	0	0
Minor League Totals		1	2	2.45	12	9	0	0	1	40.1	31	11	11	4	3	8-0	47	3	0

MYERS, TOBIAS / RIGHT-HANDED PITCHER

BATS **Right**
THROWS **Right**
HEIGHT **6'1"**
WEIGHT **200**

BORN **8/5/98** in Winter Haven, FL
RESIDES **Winter Haven, FL**
SIGNING SCOUT **Kelvin Colon (Orioles)**
ACQUIRED **Via trade from Baltimore on July 31, 2017**

YEAR	CLUB	W	L	ERA	G	GS	CG	SHO	SV	IP	H	R	ER	HR	HB	BB-I	SO	WP	BK
2016	GCL Orioles	0	0	4.70	3	3	0	0	0	7.2	10	5	4	1	0	2-0	4	0	0
2017	Aberdeen	2	2	3.94	7	7	1	0	0	29.2	28	20	13	0	4	6-0	35	7	1
	Hudson Valley	2	0	3.08	5	5	0	0	0	26.1	17	9	9	1	0	4-0	38	3	0
2018	Bowling Green	10	6	3.71	23	21	0	0	0	119.0	127	59	49	11	5	41-0	101	9	0
2019	Charlotte	8	1	2.31	18	13	0	0	0	78.0	72	22	20	4	3	25-0	53	1	0
	GCL Rays	1	0	0.00	3	1	0	0	0	6.2	1	0	0	0	0	3-0	6	0	0
Minor League Totals		23	9	3.20	59	50	1	0	0	267.1	255	115	95	17	12	81-0	237	20	1

NUÑEZ, CRISTHIAN / RIGHT-HANDED PITCHER

BATS **Right**
THROWS **Right**
HEIGHT **6'3"**
WEIGHT **185**

BORN **12/15/00** in Santiago de los Caballeros, DR
RESIDES **Santiago de los Caballeros, DR**
SIGNING SCOUT **Daniel Santana**
ACQUIRED **Signed as a free agent on May 22, 2019**

YEAR	CLUB	W	L	ERA	G	GS	CG	SHO	SV	IP	H	R	ER	HR	HB	BB-I	SO	WP	BK
2019	DSL Rays 2	3	1	2.23	14	5	0	0	0	32.1	20	11	8	0	1	18-0	23	12	1

NUÑEZ, RAFAEL / LEFT-HANDED PITCHER

BATS **Left**
THROWS **Left**
HEIGHT **5'7"**
WEIGHT **165**

BORN **7/19/02** in Santiago de los Caballeros, DR
RESIDES **Santiago de los Caballeros, DR**
SIGNING SCOUT **Daniel Santana**
ACQUIRED **Signed as a free agent on March 28, 2019**

YEAR	CLUB	W	L	ERA	G	GS	CG	SHO	SV	IP	H	R	ER	HR	HB	BB-I	SO	WP	BK
2019	DSL Rays 1	0	2	5.74	10	3	0	0	0	15.2	17	13	10	1	1	7-0	17	5	0



O'BRIEN, RILEY / RIGHT-HANDED PITCHER

BATS **Right**
THROWS **Right**
HEIGHT **6'4"**
WEIGHT **170**

BORN **2/6/95 in Seattle, WA**
RESIDES **Shoreline, WA**
SIGNING SCOUT **Paul Kirsch**
ACQUIRED **Selected in the eighth round of the 2017 June Draft**

2019 Went 7-6 with a 3.16 ERA (102.2-IP, 36-ER) in 20 apps (17 starts) between Class-A Charlotte and Double-A Montgomery, earning a May 7 promotion...ranked by *Baseball America* as the No. 20 prospect in the Rays system following the season. **2018** Named to Midwest League midseason All-Star Team. **PERSONAL** Selected out of the College of Idaho, where he played one season after transferring from Everett (Wash.) Community College...attended Shoreline (Wash.) High School, the same school the Rays selected Blake Snell out of in the 2011 June Draft...his grandfather, Johnny O'Brien, played baseball and basketball at Seattle University despite his 5'9" stature...he became the first college player to score 1,000 points in a season, and gained more fame by leading Seattle to a victory over the Harlem Globetrotters...he was drafted by the NBA's Milwaukee Hawks but chose baseball and enjoyed a six-year career with the Pirates, Cardinals and Milwaukee Braves, not only as a middle infielder but also as a pitcher.

YEAR	CLUB	W	L	ERA	G	GS	CG	SHO	SV	IP	H	R	ER	HR	HB	BB-I	SO	WP	BK
2017	Princeton	1	0	2.20	11	10	0	0	0	41.0	28	10	10	1	4	17-0	40	3	0
2018	Bowling Green	4	1	2.05	15	5	0	0	0	48.1	23	14	11	3	2	21-0	66	5	0
	Charlotte	4	3	3.60	10	8	1	1	0	40.0	36	18	16	1	0	21-1	37	4	0
2019	Charlotte	2	0	1.59	6	6	0	0	0	34.0	20	8	6	2	1	15-0	35	3	0
	Montgomery	5	6	3.93	14	11	1	1	0	68.2	56	33	30	4	6	29-0	72	8	0
Minor League Totals		16	10	2.83	56	40	2	2	0	232.0	163	83	73	11	13	103-1	250	23	0

OGANDO, CRISTOFER / RIGHT-HANDED PITCHER

BATS **Right**
THROWS **Right**
HEIGHT **6'3"**
WEIGHT **195**

BORN **10/23/93 in Santo Domingo, DR**
RESIDES **Santo Domingo, DR**
SIGNING SCOUT **Luis Báez (Diamondbacks)**
ACQUIRED **Selected from Arizona in the Triple-A phase of the 2018 Rule 5 Draft**

YEAR	CLUB	W	L	ERA	G	GS	CG	SHO	SV	IP	H	R	ER	HR	HB	BB-I	SO	WP	BK
2013	DSL Marlins	0	0	8.53	5	0	0	0	0	6.1	9	9	6	0	1	6-0	5	5	0
2014										Did Not Pitch									
2015										Did Not Pitch									
2016										Did Not Pitch									
2017										Did Not Pitch									
2018	DSL D-backs 1	3	1	0.00	10	0	0	0	2	23.1	8	2	0	0	1	6-0	26	3	1
	Missoula	0	0	9.00	1	0	0	0	0	1.0	1	1	1	1	0	0-0	2	0	0
	Hillsboro	0	0	3.86	8	0	0	0	0	9.1	9	4	4	2	0	3-0	17	2	1
2019	Bowling Green	3	2	2.61	31	0	0	0	6	51.2	35	19	15	5	4	32-0	65	7	1
	Charlotte	0	0	2.70	7	0	0	0	2	10.0	5	3	3	1	0	2-0	5	0	1
Minor League Totals		19	14	2.48	149	19	0	0	15	308.2	240	102	85	22	5	129-7	311	17	1

ORTIZ, JULIO / RIGHT-HANDED PITCHER

BATS **Right**
THROWS **Right**
HEIGHT **6'3"**
WEIGHT **165**

BORN **12/30/00 in San Pedro de Macoris, DR**
RESIDES **San Pedro de Macoris, DR**
SIGNING SCOUT **Remmy Hernandez/Daniel Santana**
ACQUIRED **Signed as a free agent on August 29, 2018**

YEAR	CLUB	W	L	ERA	G	GS	CG	SHO	SV	IP	H	R	ER	HR	HB	BB-I	SO	WP	BK
2019	DSL Rays 2	0	3	6.75	4	1	0	0	0	5.1	5	8	4	0	0	7-0	8	6	0



OSTBERG, ERIK / CATCHER

BATS **Left**
THROWS **Right**
HEIGHT **5'10"**
WEIGHT **225**

BORN **10/12/95 in Northampton, MA**
RESIDES **Florence, MA**
SIGNING SCOUT **Tim Alexander**
ACQUIRED **Selected in the 13th round of the 2017 June Draft**

YEAR	CLUB	AVG	G	AB	R	H	2B	3B	HR	RBI	SH	SF	HB	BB-I	SO	SB	CS	GDP	OBP	SLG
2017	GCL Rays	.188	28	85	12	16	3	0	0	4	1	2	3	15-1	30	1	0	3	.324	.224
2018	Hudson Valley	.287	51	174	25	50	13	2	2	30	0	2	2	22-1	44	1	1	2	.370	.420
2019	GCL Rays	.000	3	5	0	0	0	0	0	0	0	0	0	4-0	2	0	0	0	.444	.000
	Bowling Green	.247	29	97	12	24	3	0	1	7	0	0	2	10-1	30	0	0	3	.330	.309
Minor League Totals		.249	111	361	49	90	19	2	3	41	1	4	7	51-3	106	2	1	8	.350	.338

PADILLA, NICK / RIGHT-HANDED PITCHER

BATS **Right**
THROWS **Right**
HEIGHT **6'2"**
WEIGHT **220**

BORN **12/24/96 in Bronx, NY**
RESIDES **Bronx, NY**
SIGNING SCOUT **J.D. Ellibey**
ACQUIRED **Selected in the 13th round of the 2015 June Draft**

YEAR	CLUB	W	L	ERA	G	GS	CG	SHO	SV	IP	H	R	ER	HR	HB	BB-I	SO	WP	BK
2016	GCL Rays	0	2	2.01	8	8	0	0	0	22.1	22	10	5	0	0	7-0	19	2	0
2017	Hudson Valley	3	2	2.38	11	7	0	0	0	34.0	34	14	9	0	1	10-0	29	6	0
2018	Bowling Green	1	2	9.00	7	0	0	0	0	9.0	22	17	9	2	0	2-0	9	2	0
	Hudson Valley	3	5	3.30	13	12	0	0	0	60.0	54	27	22	3	1	12-0	44	1	0
2019	Bowling Green	7	2	3.48	32	0	0	0	2	62.0	61	26	24	4	3	29-1	76	5	0
Minor League Totals		14	13	3.31	71	27	0	0	2	187.1	193	94	69	9	5	60-1	177	16	0

PALACIOS, JERMAINE / RIGHT-HANDED PITCHER

BATS **Right**
THROWS **Right**
HEIGHT **5'11"**
WEIGHT **200**

BORN **7/19/96 in Barquisimeto, VEN**
RESIDES **Barquisimeto, VEN**
SIGNING SCOUT **José León (Twins)**
ACQUIRED **Via trade from Minnesota on February 17, 2018**

PERSONAL Converting to pitcher after spending his first six professional seasons as a shortstop.

YEAR	CLUB	AVG	G	AB	R	H	2B	3B	HR	RBI	SH	SF	HB	BB-I	SO	SB	CS	GDP	OBP	SLG
2014	DSL Twins	.270	49	178	40	48	11	6	0	29	2	3	7	35-0	37	14	3	2	.404	.399
2015	GCL Twins	.421	26	95	13	40	9	2	1	14	0	1	1	9-1	11	4	2	2	.472	.589
	Elizabethton	.336	31	140	23	47	14	2	2	23	0	2	0	3-0	20	5	2	5	.345	.507
2016	Cedar Rapids	.222	71	261	34	58	8	3	1	28	2	4	3	18-0	39	3	4	11	.276	.287
2017	Cedar Rapids	.320	62	259	52	83	13	6	11	39	0	0	5	12-0	46	9	8	7	.362	.544
	Fort Myers	.269	62	245	30	66	8	4	2	28	2	3	3	10-0	53	11	7	4	.303	.359
2018	Montgomery	.189	49	164	13	31	7	1	1	20	1	3	1	11-0	42	4	4	5	.240	.262
	Charlotte	.237	69	241	32	57	13	4	1	33	4	4	1	18-1	45	4	4	5	.288	.336
2019	Montgomery	.195	42	123	18	24	3	1	2	17	1	2	0	14-0	27	8	5	5	.273	.285
	Charlotte	.231	32	91	9	21	1	0	0	9	0	0	1	5-0	25	1	2	1	.278	.242
Minor League Totals		.264	493	1797	264	475	87	29	21	240	12	22	22	135-2	345	63	41	47	.320	.380



PALOMAKI, JAKE / INFIELDER

BATS **Switch**
THROWS **Right**
HEIGHT **5'10"**
WEIGHT **175**

BORN **7/17/95** in **Lansing, MI**
RESIDES **Marietta, GA**
SIGNING SCOUT **Zach Clark**
ACQUIRED **Selected in the 18th round of the 2018 June Draft**

YEAR	CLUB	AVG	G	AB	R	H	2B	3B	HR	RBI	SH	SF	HB	BB-I	SO	SB	CS	GDP	OBP	SLG
2018	Princeton	.257	45	167	37	43	4	2	3	15	4	3	4	25-0	26	10	2	1	.362	.359
2019	Charlotte	.253	70	225	35	57	8	0	0	17	0	2	5	24-0	28	11	4	9	.336	.289
	Bowling Green	.250	33	108	17	27	4	2	1	18	1	2	1	16-0	22	4	1	3	.346	.352
Minor League Totals		.254	148	500	89	127	16	4	4	50	5	7	10	65-0	76	25	7	13	.347	.326

PEGUERO, JOEL / RIGHT-HANDED PITCHER

BATS **Right**
THROWS **Right**
HEIGHT **5'11"**
WEIGHT **185**

BORN **5/5/97** in **Santo Domingo, DR**
RESIDES **Santo Domingo, DR**
SIGNING SCOUT **Daniel Santana**
ACQUIRED **Signed as a free agent on August 21, 2015**

YEAR	CLUB	W	L	ERA	G	GS	CG	SHO	SV	IP	H	R	ER	HR	HB	BB-I	SO	WP	BK
2016	DSL Rays 2	2	3	3.43	16	2	0	0	3	42.0	39	17	16	1	1	19-0	26	8	0
2017	Princeton	3	5	8.12	13	10	0	0	0	44.1	67	43	40	5	2	11-0	31	10	1
2018	Princeton	1	2	7.44	14	6	0	0	0	32.2	43	32	27	4	3	18-0	38	3	0
2019	Bowling Green	3	4	2.85	31	0	0	0	16	47.1	42	19	15	1	3	11-1	44	6	0
Minor League Totals		9	14	5.30	74	18	0	0	19	166.1	191	111	98	11	9	59-1	139	27	1

PEGUERO, MATTHEW / RIGHT-HANDED PITCHER

BATS **Right**
THROWS **Right**
HEIGHT **6'2"**
WEIGHT **200**

BORN **1/12/00** in **Santiago, DR**
RESIDES **Santiago, DR**
SIGNING SCOUT **Victor Torres/Daniel Santana**
ACQUIRED **Signed as a free agent on May 26, 2017**

YEAR	CLUB	W	L	ERA	G	GS	CG	SHO	SV	IP	H	R	ER	HR	HB	BB-I	SO	WP	BK
2017	DSL Rays 1	0	4	4.22	13	6	0	0	0	32.0	25	17	15	1	2	20-1	21	3	0
	DSL Rays 2	1	0	0.00	1	0	0	0	0	3.0	0	0	0	0	0	1-0	4	0	0
2018	DSL Rays 1	5	1	2.69	13	12	0	0	0	60.1	46	22	18	1	2	21-0	60	6	0
2019	Princeton	3	2	5.35	10	10	0	0	0	37.0	48	24	22	5	1	15-0	23	0	0
Minor League Totals		9	7	3.74	37	28	0	0	0	132.1	119	63	55	7	5	57-1	108	9	0

PEGUERO, ODALYS / INFIELDER

BATS **Switch**
THROWS **Right**
HEIGHT **5'9"**
WEIGHT **170**

BORN **1/25/03** in **San Pedro de Macoris, DR**
RESIDES **San Pedro de Macoris, DR**
SIGNING SCOUT **Remmy Hernandez/Daniel Santana**
ACQUIRED **Signed as a free agent on July 2, 2019**



PELAEZ, IVAN / LEFT-HANDED PITCHER

BATS **Left**
THROWS **Left**
HEIGHT **5'9"**
WEIGHT **170**

BORN **2/1/94** in Miami, FL
RESIDES **Miami, FL**
SIGNING SCOUT **Rickey Drexler**
ACQUIRED **Selected in the 33rd round of the 2017 June Draft**

YEAR	CLUB	W	L	ERA	G	GS	CG	SHO	SV	IP	H	R	ER	HR	HB	BB-I	SO	WP	BK
2017	GCL Rays	3	0	1.80	11	1	0	0	2	30.0	26	7	6	0	0	7-2	23	1	0
	Hudson Valley	0	0	0.00	4	0	0	0	0	9.0	5	0	0	0	0	2-0	10	1	0
2018	Charlotte	6	3	2.05	36	0	0	0	7	52.2	51	17	12	4	4	8-3	40	1	1
	Bowling Green	1	1	2.25	6	0	0	0	1	16.0	13	4	4	0	1	2-0	17	1	1
2019	Montgomery	3	3	4.31	36	3	0	0	2	56.1	62	31	27	7	3	10-2	33	2	1
Minor League Totals		13	7	2.69	93	4	0	0	12	164.0	157	59	49	11	8	29-7	123	6	3

PEÑA, JOSÉ / OUTFIELDER

BATS **Right**
THROWS **Right**
HEIGHT **6'0"**
WEIGHT **185**

BORN **12/24/02** in Santo Domingo, DR
RESIDES **Santo Domingo, DR**
SIGNING SCOUT **Daniel Santana**
ACQUIRED **Signed as a free agent on July 2, 2019**

PEOPLES, BEN / RIGHT-HANDED PITCHER

BATS **Left**
THROWS **Right**
HEIGHT **6'1"**
WEIGHT **175**

BORN **5/1/01** in Columbia, TN
RESIDES **Goodspring, TN**
SIGNING SCOUT **Steve Ames**
ACQUIRED **Selected in the 22nd round in the 2019 June Draft**

YEAR	CLUB	W	L	ERA	G	GS	CG	SHO	SV	IP	H	R	ER	HR	HB	BB-I	SO	WP	BK
2019	GCL Rays	0	1	5.91	5	2	0	0	0	10.2	6	8	7	1	1	11-0	16	5	0

PEREZ, JORGE / INFILDER

BATS **Right**
THROWS **Right**
HEIGHT **5'8"**
WEIGHT **160**

BORN **10/11/02** in Sabaneta, DR
RESIDES **Sabaneta, DR**
SIGNING SCOUT **Daniel Santana**
ACQUIRED **Signed as a free agent on July 2, 2019**

PEREZ, LUIS / CATCHER

BATS **Right**
THROWS **Right**
HEIGHT **6'0"**
WEIGHT **210**

BORN **6/16/97** in Cartagena, COL
RESIDES **Cartagena, COL**
SIGNING SCOUT **Daniel Santana**
ACQUIRED **Signed as a free agent on July 4, 2015**

YEAR	CLUB	AVG	G	AB	R	H	2B	3B	HR	RBI	SH	SF	HB	BB-I	SO	SB	CS	GDP	OBP	SLG
2016	DSL Rays 1	.242	29	91	11	22	5	0	1	9	0	2	4	7-0	25	1	0	2	.317	.330
2017	DSL Rays 1	.178	39	118	8	21	5	0	0	7	1	1	4	12-2	28	4	2	2	.274	.220
2018	DSL Rays 1	.296	25	71	12	21	6	0	3	16	0	3	3	7-0	16	2	1	0	.369	.507
2019	GCL Rays	.170	18	47	4	8	1	0	0	4	0	0	2	4-0	16	0	0	0	.264	.191
Minor League Totals		.220	111	327	35	72	17	0	4	36	1	6	13	30-2	85	7	3	4	.306	.309



PETIYAN, ELIAS / INFILDER

BATS **Switch**
THROWS **Right**
HEIGHT **5'10"**
WEIGHT **165**

BORN **10/4/02** in La Romana, DR
RESIDES **Higüey, DR**
SIGNING SCOUT **Remmy Hernandez/Daniel Santana**
ACQUIRED **Signed as a free agent on June 15, 2019**

YEAR	CLUB	AVG	G	AB	R	H	2B	3B	HR	RBI	SH	SF	HB	BB-I	SO	SB	CS	GDP	OBP	SLG
2019	DSL Rays 1	.211	13	38	4	8	1	0	0	3	1	0	1	8-0	10	4	0	0	.362	.237

PICHARDO, ALEXIS / RIGHT-HANDED PITCHER

BATS **Right**
THROWS **Right**
HEIGHT **6'1"**
WEIGHT **180**

BORN **8/20/02** in Santo Domingo, DR
RESIDES **La Romana, DR**
SIGNING SCOUT **Remmy Hernandez/Daniel Santana**
ACQUIRED **Signed as a free agent on December 17, 2018**

YEAR	CLUB	W	L	ERA	G	GS	CG	SHO	SV	IP	H	R	ER	HR	HB	BB-I	SO	WP	BK
2019	DSL Rays 2	1	0	11.57	9	1	0	0	1	9.1	9	13	12	0	2	18-0	8	5	0

PIE, ALEJANDRO / INFILDER

BATS **Right**
THROWS **Right**
HEIGHT **6'4"**
WEIGHT **175**

BORN **1/31/02** in La Romana, DR
RESIDES **La Romana, DR**
SIGNING SCOUT **Daniel Santana**
ACQUIRED **Signed as a free agent on July 2, 2018**

YEAR	CLUB	AVG	G	AB	R	H	2B	3B	HR	RBI	SH	SF	HB	BB-I	SO	SB	CS	GDP	OBP	SLG
2019	DSL Rays 1	.289	57	225	29	65	10	1	0	19	1	1	15	11-1	46	24	8	0	.361	.342

PIERRE, YONATHAN / OUTFILDER

BATS **Right**
THROWS **Right**
HEIGHT **6'1"**
WEIGHT **170**

BORN **6/4/99** in Baní, DR
RESIDES **Baní, DR**
SIGNING SCOUT **Carlos Herazo/Daniel Santana**
ACQUIRED **Signed as a free agent on October 22, 2018**

YEAR	CLUB	AVG	G	AB	R	H	2B	3B	HR	RBI	SH	SF	HB	BB-I	SO	SB	CS	GDP	OBP	SLG
2019	DSL Rays 2	.323	47	158	32	51	13	3	4	30	0	1	4	22-1	40	13	2	2	.416	.519

DID YOU KNOW?

NATIONAL SPOTLIGHT

Since the ownership group led by Stuart Sternberg in 2005, more than 60 Rays games have been televised nationally. Prior to that, the club had made only four national TV appearances.



PLASSMEYER, MICHAEL / LEFT-HANDED PITCHER

BATS **Left**
THROWS **Left**
HEIGHT **6'2"**
WEIGHT **195**

BORN **11/5/96** in **St. Louis, MO**
RESIDES **St. Louis, MO**
ACQUIRED **Via trade from Seattle on November 7, 2018**

2019 Went 9-3 with a 1.91 ERA (132-IP, 28-ER) in 25 apps (23 starts) over three levels in his first season in the Rays organization...his 1.91 ERA was the 3rd-best all-time (min. 130 IP) for a Rays minor leaguer, behind Blake Snell (1.41) in 2015 and Dylan Floro (1.77) in 2013...tied for 7th among Rays minor leaguers with 109 SO...ranked by *Baseball America* as the No. 28 prospect in the Rays system following the season. **2018** Named to the Northwest League mid-season All-Star Team...acquired by the Rays in the five-player trade involving Mike Zunino and Mallex Smith.

PERSONAL Selected by the Mariners in the fourth round of the 2018 June Draft out of the University of Missouri.

YEAR	CLUB	W	L	ERA	G	GS	CG	SHO	SV	IP	H	R	ER	HR	HB	BB-I	SO	WP	BK
2018	Everett	0	1	2.25	13	12	0	0	0	24.0	16	7	6	1	0	4-0	44	0	0
2019	Bowling Green	2	1	1.23	5	5	0	0	0	29.1	21	4	4	3	2	7-0	32	0	1
	Charlotte	7	2	2.12	19	18	1	0	0	101.2	89	34	24	5	2	16-1	76	0	1
	Durham	0	0	0.00	1	0	0	0	0	1.0	0	0	0	0	0	0-0	1	0	0
Minor League Totals		9	4	1.96	38	35	1	0	0	156.0	126	45	34	9	4	27-1	153	0	2

POLONIUS, RAINER / INFILDER

BATS **Left**
THROWS **Right**
HEIGHT **5'11"**
WEIGHT **145**

BORN **9/24/01** in **Willemstad, Curaçao**
RESIDES **Willemstad, Curaçao**
SIGNING SCOUT **Chairon Isenia**
ACQUIRED **Signed as a free agent on July 2, 2018**

YEAR	CLUB	AVG	G	AB	R	H	2B	3B	HR	RBI	SH	SF	HB	BB-I	SO	SB	CS	GDP	OBP	SLG
2019	DSL Rays 1	.269	37	119	18	32	4	1	1	18	4	3	1	26-0	24	10	7	3	.396	.345

POLONIUS, RYSON / INFILDER

BATS **Left**
THROWS **Right**
HEIGHT **5'11"**
WEIGHT **145**

BORN **9/24/01** in **Willemstad, Curaçao**
RESIDES **Willemstad, Curaçao**
SIGNING SCOUT **Chairon Isenia**
ACQUIRED **Signed as a free agent on July 2, 2018**

YEAR	CLUB	AVG	G	AB	R	H	2B	3B	HR	RBI	SH	SF	HB	BB-I	SO	SB	CS	GDP	OBP	SLG
2019	DSL Rays 2	.137	38	124	13	17	2	3	2	14	1	3	0	20-0	40	4	1	2	.252	.250

PROCTOR, FORD / INFILDER

BATS **Left**
THROWS **Right**
HEIGHT **6'1"**
WEIGHT **195**

BORN **12/4/96** in **Beaumont, TX**
RESIDES **Beaumont, TX**
SIGNING SCOUT **Pat Murphy**
ACQUIRED **Selected in the third round of the 2018 June Draft**

YEAR	CLUB	AVG	G	AB	R	H	2B	3B	HR	RBI	SH	SF	HB	BB-I	SO	SB	CS	GDP	OBP	SLG
2018	Hudson Valley	.256	60	227	36	58	12	2	1	24	2	5	2	32-0	50	4	2	4	.346	.339
2019	Bowling Green	.290	121	458	76	133	29	2	6	53	1	5	3	69-2	90	11	8	12	.383	.402
Minor League Totals		.279	181	685	112	191	41	4	7	77	3	10	5	101-2	140	15	10	16	.371	.381



QSAR, JORDAN / OUTFIELDER

BATS **Left**
THROWS **Right**
HEIGHT **6'3"**
WEIGHT **205**

BORN **12/2/95** in El Cajon, CA
RESIDES **El Cajon, CA**
SIGNING SCOUT **Greg Whitworth**
ACQUIRED **Selected in the 25th round of the 2018 June Draft**

YEAR	CLUB	AVG	G	AB	R	H	2B	3B	HR	RBI	SH	SF	HB	BB-I	SO	SB	CS	GDP	OBP	SLG
2018	Princeton	.350	40	137	32	48	8	3	10	32	0	1	0	32-6	45	4	1	1	.471	.672
	Hudson Valley	.176	22	74	9	13	4	0	4	11	0	1	0	18-0	35	0	0	1	.333	.392
2019	Bowling Green	.209	59	196	32	41	8	3	9	28	0	0	1	36-0	93	5	2	1	.335	.418
Minor League Totals		.251	121	407	73	102	20	6	23	71	0	2	1	86-6	173	9	3	3	.381	.499

RAIDEN, CHANDLER / RIGHT-HANDED PITCHER

BATS **Right**
THROWS **Right**
HEIGHT **6'1"**
WEIGHT **180**

BORN **6/7/96** in Atlanta, GA
RESIDES **Fayetteville, GA**
SIGNING SCOUT **Victor Rodriguez**
ACQUIRED **Signed as a non-drafted free agent on July 9, 2018**

YEAR	CLUB	W	L	ERA	G	GS	CG	SHO	SV	IP	H	R	ER	HR	HB	BB-I	SO	WP	BK
2018	GCL Rays	0	0	0.00	4	0	0	0	1	3.0	1	0	0	0	0	1-0	3	0	0
	Charlotte	0	0	3.00	8	0	0	0	0	18.0	17	6	6	0	0	8-0	6	1	0
2019	Charlotte	6	4	2.93	37	1	0	0	9	55.1	47	24	18	3	4	17-0	44	1	0
	Montgomery	1	1	12.79	5	0	0	0	0	6.1	15	10	9	1	0	2-0	5	0	0
Minor League Totals		7	5	3.59	54	1	0	0	10	82.2	80	40	33	4	4	28-0	58	2	0

RAMÍREZ, ABIEZEL / INFILDER

BATS **Switch**
THROWS **Right**
HEIGHT **5'11"**
WEIGHT **145**

BORN **1/26/00** in Azua, DR
RESIDES **Constanza, DR**
SIGNING SCOUT **Alfredo Celestin/Daniel Santana**
ACQUIRED **Signed as a free agent on July 2, 2016**

YEAR	CLUB	AVG	G	AB	R	H	2B	3B	HR	RBI	SH	SF	HB	BB-I	SO	SB	CS	GDP	OBP	SLG
2017	DSL Rays 2	.217	54	198	25	43	6	4	1	14	0	0	1	27-0	55	8	7	1	.314	.303
2018	DSL Rays 2	.291	66	237	53	69	9	7	2	50	1	8	7	37-1	33	27	8	3	.391	.414
2019	GCL Rays	.289	37	135	19	39	8	2	2	24	2	0	0	13-0	38	7	0	2	.351	.422
	Princeton	.256	10	39	8	10	0	0	1	4	1	0	3	3-0	14	2	0	1	.356	.333
Minor League Totals		.264	167	609	105	161	23	13	6	92	4	8	11	80-1	140	44	15	7	.356	.374

RAMÍREZ, WIKELMAN / RIGHT-HANDED PITCHER

BATS **Right**
THROWS **Right**
HEIGHT **6'0"**
WEIGHT **185**

BORN **8/9/00** in Valencia, VEN
RESIDES **Valencia, VEN**
SIGNING SCOUT **Marlon Roche/Ronnie Blanco**
ACQUIRED **Signed as a free agent on August 9, 2016**

YEAR	CLUB	W	L	ERA	G	GS	CG	SHO	SV	IP	H	R	ER	HR	HB	BB-I	SO	WP	BK
2017	DSL Rays 2	1	1	1.02	13	9	0	0	1	35.1	25	6	4	0	0	9-0	29	6	0
2018	GCL Rays	0	1	5.40	2	2	0	0	0	8.1	8	6	5	1	0	4-0	8	0	0
2019	Princeton	2	1	11.22	10	1	0	0	0	21.2	33	27	27	6	1	6-0	19	1	0
	GCL Rays	1	0	0.00	5	0	0	0	2	15.0	2	0	0	0	0	4-0	18	0	0
Minor League Totals		4	3	4.03	30	12	0	0	3	80.1	68	39	36	7	1	23-0	74	7	0



RANGEL, ROYLEMS / CATCHER

BATS **Right**
THROWS **Right**
HEIGHT **5'8"**
WEIGHT **165**

BORN **10/17/02** in Maracay, VEN
RESIDES **Maracay, VEN**
SIGNING SCOUT **Marlon Roche**
ACQUIRED **Signed as a free agent on July 2, 2019**

RIVERA, JUAN / RIGHT-HANDED PITCHER

BATS **Right**
THROWS **Right**
HEIGHT **6'3"**
WEIGHT **220**

BORN **6/4/98** in San Cristobal, DR
RESIDES **San Cristobal, DR**
SIGNING SCOUT **Felix Fermin/Daniel Santana**
ACQUIRED **Signed as a free agent on April 22, 2019**

YEAR	CLUB	W	L	ERA	G	GS	CG	SHO	SV	IP	H	R	ER	HR	HB	BB-I	SO	WP	BK
2019	DSL Rays 1	2	1	6.95	17	0	0	0	0	22.0	10	27	17	1	4	43-0	36	19	0

ROACH, JOEY / CATCHER

BATS **Left**
THROWS **Right**
HEIGHT **5'11"**
WEIGHT **200**

BORN **8/27/93** in Waukesha, WI
RESIDES **Holly Springs, NC**
SIGNING SCOUT **Milt Hill**
ACQUIRED **Selected in the 31st round of the 2016 June Draft**

YEAR	CLUB	AVG	G	AB	R	H	2B	3B	HR	RBI	SH	SF	HB	BB-I	SO	SB	CS	GDP	OBP	SLG
2016	GCL Rays	.171	14	41	5	7	1	1	0	7	1	0	1	2-0	4	1	1	0	.227	.244
2017	Princeton	.305	21	82	13	25	5	0	1	11	1	1	1	10-0	11	0	1	1	.383	.402
	Bowling Green	.111	5	18	1	2	1	0	0	0	0	0	0	0-0	1	0	0	0	.111	.167
2018	Charlotte	.274	30	113	14	31	1	1	0	19	1	1	2	6-2	16	1	1	2	.320	.301
2019	Charlotte	.248	43	117	14	29	6	2	1	13	1	0	5	12-1	17	1	1	2	.343	.359
Minor League Totals		.253	113	371	47	94	14	4	2	50	4	2	9	30-3	49	3	4	5	.323	.329

RODRÍGUEZ, ALDOR / RIGHT-HANDED PITCHER

BATS **Right**
THROWS **Right**
HEIGHT **6'0"**
WEIGHT **185**

BORN **7/4/97** in Santo Domingo, DR
RESIDES **Sabana de la Mar, DR**
SIGNING SCOUT **Daniel Santana**
ACQUIRED **Signed as a free agent on July 4, 2015**

YEAR	CLUB	W	L	ERA	G	GS	CG	SHO	SV	IP	H	R	ER	HR	HB	BB-I	SO	WP	BK
2016	DSL Rays 1	0	2	4.21	15	0	0	0	1	25.2	19	13	12	0	1	10-0	17	4	0
2017	DSL Rays 1	3	6	3.41	14	13	0	0	0	60.2	54	29	23	0	3	24-2	46	7	1
2018	GCL Rays	3	1	4.61	12	0	0	0	1	27.1	24	16	14	3	3	10-0	26	9	0
2019	Princeton	0	4	5.40	15	6	0	0	2	45.0	47	29	27	8	2	11-0	47	8	0
Minor League Totals		6	13	4.31	56	19	0	0	4	158.2	144	87	76	11	9	55-2	136	28	1

RODRÍGUEZ, RHONIEL / INFIELDER

BATS **Switch**
THROWS **Right**
HEIGHT **5'9"**
WEIGHT **155**

BORN **9/16/02** in Maracay, VEN
RESIDES **La Vega, DR**
SIGNING SCOUT **Felix Fermin/Daniel Santana**
ACQUIRED **Signed as a free agent on July 2, 2019**



ROJAS, NOMAR / RIGHT-HANDED PITCHER

BATS **Right**
THROWS **Right**
HEIGHT **6'4"**
WEIGHT **170**

BORN **3/30/01** in Maracay, VEN
RESIDES **Valencia, VEN**
SIGNING SCOUT **William Bergolla**
ACQUIRED **Signed as a free agent on November 30, 2018**

YEAR	CLUB	W	L	ERA	G	GS	CG	SHO	SV	IP	H	R	ER	HR	HB	BB-I	SO	WP	BK
2019	DSL Rays 2	3	2	2.88	14	13	0	0	0	56.1	49	23	18	2	6	25-0	38	8	0

ROMERO, TOMMY / RIGHT-HANDED PITCHER

BATS **Right**
THROWS **Right**
HEIGHT **6'2"**
WEIGHT **225**

BORN **7/8/97** in New Brunswick, NJ
RESIDES **Plantation, FL**
SIGNING SCOUT **Dan Rovetto (Mariners)**
ACQUIRED **Via trade from Seattle on May 25, 2018**

YEAR	CLUB	W	L	ERA	G	GS	CG	SHO	SV	IP	H	R	ER	HR	HB	BB-I	SO	WP	BK
2017	AZL Mariners	5	1	2.08	13	2	0	0	0	43.1	27	12	10	0	2	15-0	51	1	0
2018	Clinton	3	3	2.45	9	9	0	0	0	44.0	41	12	12	1	2	15-0	54	1	0
	Bowling Green	8	1	3.21	16	16	1	1	0	84.0	70	30	30	10	2	36-0	77	1	1
2019	Charlotte	12	4	1.89	23	18	1	1	0	119.1	86	28	25	4	3	36-0	103	5	0
	Montgomery	1	0	7.50	1	1	0	0	0	6.0	7	5	5	1	0	2-0	1	0	0
Minor League Totals		29	9	2.49	62	46	2	2	0	296.2	231	87	82	16	9	104-0	286	8	1

ROSENBERG, KENNY / LEFT-HANDED PITCHER

BATS **Left**
THROWS **Left**
HEIGHT **6'1"**
WEIGHT **195**

BORN **7/9/95** in New York, NY
RESIDES **Santa Clarita, CA**
SIGNING SCOUT **Greg Whitworth**
ACQUIRED **Selected in the eighth round of the 2016 June Draft**

YEAR	CLUB	W	L	ERA	G	GS	CG	SHO	SV	IP	H	R	ER	HR	HB	BB-I	SO	WP	BK
2016	Princeton	0	1	5.87	3	1	0	0	0	7.2	8	5	5	1	0	2-0	6	1	0
	GCL Rays	1	1	1.31	9	0	0	0	2	20.2	15	5	3	1	0	4-0	27	3	0
2017	Bowling Green	7	7	4.28	24	20	0	0	1	113.2	118	62	54	15	4	40-1	133	9	1
2018	Charlotte	11	2	4.86	25	17	0	0	0	113.0	119	67	61	10	7	49-1	106	13	3
2019	Montgomery	11	4	3.29	25	16	0	0	0	134.0	118	52	49	10	4	55-0	108	7	1
	Durham	0	1	7.20	1	1	0	0	0	5.0	5	4	4	1	0	4-0	6	0	0
Minor League Totals		30	16	4.02	87	55	0	0	3	394.0	383	195	176	38	15	154-2	386	33	5

ROSENBLUM-LARSON, SIMON / RIGHT-HANDED PITCHER

BATS **Right**
THROWS **Right**
HEIGHT **6'3"**
WEIGHT **200**

BORN **2/11/97** in Madison, WI
RESIDES **Madison, WI**
SIGNING SCOUT **Zach Clark**
ACQUIRED **Selected in the 19th round of the 2018 June Draft**

YEAR	CLUB	W	L	ERA	G	GS	CG	SHO	SV	IP	H	R	ER	HR	HB	BB-I	SO	WP	BK
2018	Hudson Valley	1	1	0.00	9	0	0	0	5	21.0	11	3	0	0	2	4-1	33	0	1
	Bowling Green	0	2	2.55	9	0	0	0	3	17.2	8	7	5	1	1	5-0	29	2	0
2019	Charlotte	2	3	3.13	37	2	0	0	8	60.1	44	28	21	4	9	34-0	74	4	1
Minor League Totals		3	6	2.36	55	2	0	0	16	99.0	63	38	26	5	12	43-1	136	6	2



RUIZ, RAYNALF / RIGHT-HANDED PITCHER

BATS **Right**
THROWS **Right**
HEIGHT **6'3"**
WEIGHT **175**

BORN **4/27/01** in Moca, DR
RESIDES **Moca, DR**
SIGNING SCOUT **Daniel Santana**
ACQUIRED **Signed as a free agent on March 28, 2019**

YEAR	CLUB	W	L	ERA	G	GS	CG	SHO	SV	IP	H	R	ER	HR	HB	BB-I	SO	WP	BK
2019	DSL Rays 2	3	1	3.33	14	8	0	0	0	46.0	46	25	17	1	4	21-0	29	5	1

RUTHERFORD, ZACH / INFILDER

BATS **Right**
THROWS **Right**
HEIGHT **6'2"**
WEIGHT **180**

BORN **3/13/96** in Portsmouth, VA
RESIDES **Chesapeake, VA**
SIGNING SCOUT **Lou Wieben**
ACQUIRED **Selected in the sixth round of the 2017 June Draft**

YEAR	CLUB	AVG	G	AB	R	H	2B	3B	HR	RBI	SH	SF	HB	BB-I	SO	SB	CS	GDP	OBP	SLG
2017	Princeton	.266	52	218	44	58	16	1	7	35	3	4	3	20-0	40	4	0	5	.331	.445
2018	Bowling Green	.268	112	426	65	114	25	1	6	54	3	3	11	41-1	99	11	2	12	.345	.373
2019	Charlotte	.223	109	349	39	78	9	0	2	28	5	6	8	37-0	92	9	4	3	.308	.266
Minor League Totals		.252	273	993	148	250	50	2	15	117	11	13	22	98-1	231	24	6	20	.329	.351

SABINO, STANLY / LEFT-HANDED PITCHER

BATS **Left**
THROWS **Left**
HEIGHT **6'0"**
WEIGHT **150**

BORN **9/26/97** in Santo Domingo, DR
RESIDES **Santo Domingo, DR**
SIGNING SCOUT **Daniel Santana**
ACQUIRED **Signed as a free agent on October 12, 2015**

YEAR	CLUB	W	L	ERA	G	GS	CG	SHO	SV	IP	H	R	ER	HR	HB	BB-I	SO	WP	BK
2017	DSL Rays 1	0	1	0.00	1	0	0	0	0	2.2	2	2	0	0	1	1-1	2	1	1
	DSL Rays 2	1	2	2.25	12	12	0	0	0	52.0	27	14	13	3	5	29-0	55	10	3
2018	GCL Rays	4	0	2.45	15	0	0	0	3	25.2	22	8	7	0	2	13-0	32	5	1
2019	Princeton	6	0	3.19	16	3	0	0	0	42.1	41	25	15	5	2	17-0	57	11	1
Minor League Totals		15	4	2.65	61	16	0	0	3	156.0	116	63	46	9	13	74-1	177	33	6

SALAZAR, RICARDO / INFILDER

BATS **Switch**
THROWS **Right**
HEIGHT **5'11"**
WEIGHT **170**

BORN **5/30/02** in Cumaná, VEN
RESIDES **Valencia, VEN**
SIGNING SCOUT **William Bergolla/Marlon Roche/Ronnie Blanco**
ACQUIRED **Signed as a free agent on July 10, 2018**

YEAR	CLUB	AVG	G	AB	R	H	2B	3B	HR	RBI	SH	SF	HB	BB-I	SO	SB	CS	GDP	OBP	SLG
2019	DSL Rays 2	.194	20	72	12	14	3	0	0	6	0	0	1	14-0	15	2	1	1	.333	.236
	DSL Rays 1	.192	19	52	6	10	1	0	0	3	1	0	1	9-0	7	5	1	1	.323	.212
Minor League Totals		.194	39	124	18	24	4	0	0	9	1	0	2	23-0	22	7	2	2	.329	.226

SALGUERA, FELIX / CATCHER

BATS **Right**
THROWS **Right**
HEIGHT **6'0"**
WEIGHT **170**

BORN **3/1/02** in Valencia, VEN
RESIDES **Valencia, VEN**
SIGNING SCOUT **William Bergolla/Marlon Roche**
ACQUIRED **Signed as a free agent on July 3, 2018**

YEAR	CLUB	AVG	G	AB	R	H	2B	3B	HR	RBI	SH	SF	HB	BB-I	SO	SB	CS	GDP	OBP	SLG
2019	DSL Rays 2	.236	35	127	25	30	4	2	0	16	1	1	3	19-0	23	3	1	3	.347	.299



SALINAS, JHONLEIDER / RIGHT-HANDED PITCHER

BATS **Right**
THROWS **Right**
HEIGHT **6'7"**
WEIGHT **205**

BORN **9/25/95** in **Caracas, VEN**
RESIDES **Caracas, VEN**
SIGNING SCOUT **Ramon Pena/Felix Nivar (Indians)**
ACQUIRED **Via trade from Cleveland on August 1, 2016**

YEAR	CLUB	W	L	ERA	G	GS	CG	SHO	SV	IP	H	R	ER	HR	HB	BB-I	SO	WP	BK
2015	DSL Indians	2	2	2.66	14	9	0	0	0	40.2	13	19	12	0	6	40-0	39	8	1
2016	AZL Indians	3	2	3.30	9	4	0	0	0	30.0	26	13	11	1	5	14-0	38	7	0
	GCL Rays	1	0	1.93	5	5	0	0	0	23.1	15	8	5	0	1	10-0	14	1	0
2017	Hudson Valley	3	1	3.49	13	9	0	0	0	56.2	47	24	22	3	4	29-0	63	12	2
2018	Bowling Green	3	2	2.70	28	2	0	0	5	60.0	39	23	18	3	5	42-0	63	3	2
	Charlotte	0	1	5.73	5	0	0	0	1	11.0	10	7	7	3	0	3-0	5	1	0
2019	Charlotte	3	3	3.75	19	5	0	0	3	36.0	36	18	15	3	1	16-1	29	1	0
	Montgomery	4	2	2.70	23	3	0	0	1	30.0	25	10	9	2	1	17-0	39	2	1
Minor League Totals		19	13	3.10	116	37	0	0	10	287.2	211	122	99	15	23	171-1	290	35	6

SAMPEN, CALEB / RIGHT-HANDED PITCHER

BATS **Right**
THROWS **Right**
HEIGHT **6'3"**
WEIGHT **185**

BORN **7/23/96** in **Brownsburg, IN**
RESIDES **Brownsburg, IN**
SIGNING SCOUT **Marty Lamb (Dodgers)**
ACQUIRED **Via trade from Los Angeles-NL on January 8, 2019**

2019 In his first season in the Rays organization, named Most Valuable Player for Class-A Bowling Green by the Rays Baseball Operations department....acquired from the Dodgers in exchange for righthander Jaime Schultz....named to the Midwest League midseason and postseason All-Star teams....tied for 3rd in the MWL with 9 wins and ranked 2nd with a 2.68 ERA....ranked by *Baseball America* as the No. 24 prospect in the Rays system following the season.

PERSONAL Selected by the Dodgers in the 20th round of the 2018 June Draft out of Wright State University.

YEAR	CLUB	W	L	ERA	G	GS	CG	SHO	SV	IP	H	R	ER	HR	HB	BB-I	SO	WP	BK
2018	Ogden	0	2	5.04	13	11	0	0	0	30.1	31	21	17	2	1	9-0	43	6	0
2019	Bowling Green	9	4	2.68	22	21	0	0	0	121.0	91	39	36	3	2	32-0	104	4	1
Minor League Totals		9	6	3.15	35	32	0	0	0	151.1	122	60	53	5	3	41-0	147	10	1

SÁNCHEZ, ALDENIS / OUTFIELDER

BATS **Right**
THROWS **Right**
HEIGHT **6'1"**
WEIGHT **165**

BORN **9/26/98** in **Santo Domingo, DR**
RESIDES **Santo Domingo, DR**
SIGNING SCOUT **Daniel Santana**
ACQUIRED **Signed as a free agent on August 12, 2016**

YEAR	CLUB	AVG	G	AB	R	H	2B	3B	HR	RBI	SH	SF	HB	BB-I	SO	SB	CS	GDP	OBP	SLG
2017	DSL Rays 2	.333	50	189	33	63	8	0	1	21	1	2	3	14-0	33	23	7	1	.385	.392
2018	GCL Rays	.281	47	185	27	52	4	2	0	22	2	1	1	16-1	34	16	4	1	.340	.324
2019	Princeton	.255	52	184	39	47	6	4	0	12	2	0	4	28-0	34	21	5	2	.366	.332
Minor League Totals		.290	149	558	99	162	18	6	1	55	5	3	8	58-1	101	60	16	4	.364	.349



SÁNCHEZ, RODOLFO / RIGHT-HANDED PITCHER

BATS **Right**
THROWS **Right**
HEIGHT **5'10"**
WEIGHT **165**

BORN **1/12/00** in **Peravia, DR**
RESIDES **Peravia, DR**
SIGNING SCOUT **Miguel Richardson/Daniel Santana**
ACQUIRED **Signed as a free agent on July 2, 2016**

YEAR	CLUB	W	L	ERA	G	GS	CG	SHO	SV	IP	H	R	ER	HR	HB	BB-I	SO	WP	BK
2017	DSL Rays 2	5	1	3.73	17	1	0	0	4	31.1	26	16	13	3	4	15-0	33	2	1
2018	DSL Rays 1	1	0	0.00	3	3	0	0	0	13.1	5	0	0	0	1	4-0	14	0	0
	GCL Rays	4	3	3.23	10	7	0	0	0	47.1	49	25	17	4	3	7-0	43	2	0
	Princeton	1	0	0.00	1	0	0	0	0	5.0	0	0	0	0	0	1-0	7	0	0
2019	Hudson Valley	3	2	3.41	13	13	0	0	0	63.1	55	24	24	4	0	20-0	57	7	0
Minor League Totals		14	6	3.03	44	24	0	0	4	160.1	135	65	54	11	8	47-0	154	11	1

SANGRONA, ISAIAS / CATCHER

BATS **Right**
THROWS **Right**
HEIGHT **6'2"**
WEIGHT **180**

BORN **4/19/01** in **Puerto Cabello, VEN**
RESIDES **Puerto Cabello, VEN**
SIGNING SCOUT **William Bergolla**
ACQUIRED **Signed as a free agent on June 14, 2018**

YEAR	CLUB	AVG	G	AB	R	H	2B	3B	HR	RBI	SH	SF	HB	BB-I	SO	SB	CS	GDP	OBP	SLG
2018	DSL Rays 1	.091	7	22	1	2	0	0	0	2	0	1	1	2-0	9	1	0	1	.091	.192
2019	DSL Rays 1	.178	43	135	16	24	9	0	1	12	1	1	6	18-1	43	5	2	3	.300	.267
Minor League Totals		.166	50	157	17	26	9	0	1	14	1	2	7	20-1	52	6	2	4	.285	.242

SANTANA, DANIEL / RIGHT-HANDED PITCHER

BATS **Right**
THROWS **Right**
HEIGHT **6'2"**
WEIGHT **195**

BORN **4/16/98** in **Maiquetia, VEN**
RESIDES **Catia La Mar, VEN**
SIGNING SCOUT **Juan Castillo/Marlon Roche/Ronnie Blanco**
ACQUIRED **Signed as a free agent on July 2, 2016**

YEAR	CLUB	W	L	ERA	G	GS	CG	SHO	SV	IP	H	R	ER	HR	HB	BB-I	SO	WP	BK
2017	DSL Rays 1	0	0	7.58	13	0	0	0	0	19.0	25	16	16	1	6	11-0	12	7	0
2018	DSL Rays 1	5	1	2.70	14	13	0	0	0	63.1	55	24	19	3	9	20-0	28	8	0
2019	DSL Rays 1	0	1	4.11	4	4	0	0	0	15.1	13	8	7	1	2	9-0	16	4	0
	GCL Rays	1	1	1.64	4	1	0	0	0	11.0	8	3	2	1	0	2-0	9	1	0
Minor League Totals		6	3	3.64	35	18	0	0	0	108.2	101	51	44	6	17	42-0	65	20	0

SANTIAGO, KEVIN / INFIELDER

BATS **Switch**
THROWS **Right**
HEIGHT **6'0"**
WEIGHT **170**

BORN **9/28/97** in **Guyama, PR**
RESIDES **Patillas, PR**
SIGNING SCOUT **Victor Rodriguez**
ACQUIRED **Selected in the 20th round of the 2016 June Draft**

YEAR	CLUB	AVG	G	AB	R	H	2B	3B	HR	RBI	SH	SF	HB	BB-I	SO	SB	CS	GDP	OBP	SLG
2016	GCL Rays	.202	35	114	15	23	5	0	2	11	4	1	7	11-0	36	2	1	2	.308	.298
2017	Princeton	.208	30	101	13	21	5	1	2	15	0	1	4	10-0	47	6	0	1	.302	.337
2018	Injured-Did Not Play																			
2019	Bowling Green	.164	18	55	9	9	2	1	2	9	1	1	5	6-0	21	0	1	0	.299	.345
	Hudson Valley	.059	16	34	5	2	1	0	0	0	0	0	3	7-0	18	0	0	0	.273	.088
Minor League Totals		.181	99	304	42	55	13	2	6	35	5	3	19	34-0	122	8	2	3	.300	.296



SANTODOMINGO, ROYBELL / RIGHT-HANDED PITCHER

BATS **Right**
THROWS **Right**
HEIGHT **6'2"**
WEIGHT **170**

BORN **5/6/01** in Maracaibo, VEN
RESIDES **Maracaibo, VEN**
SIGNING SCOUT **Carlos León/Marlon Roche/Ronnie Blanco**
ACQUIRED **Signed as a free agent on July 5, 2017**

YEAR	CLUB	W	L	ERA	G	GS	CG	SHO	SV	IP	H	R	ER	HR	HB	BB-I	SO	WP	BK
2018	DSL Rays 2	1	1	4.01	11	5	0	0	0	24.2	20	13	11	1	1	18-0	25	3	0
2019	DSL Rays 1	2	0	3.99	15	0	0	0	0	29.1	21	19	13	0	2	23-0	26	14	0
Minor League Totals		3	1	4.00	26	5	0	0	0	54.0	41	32	24	1	3	41-0	51	17	0

SANTOS, BRYAN / INFILDER

BATS **Left**
THROWS **Left**
HEIGHT **6'0"**
WEIGHT **165**

BORN **5/4/99** in Santo Domingo, DR
RESIDES **Santo Domingo, DR**
SIGNING SCOUT **Daniel Santana**
ACQUIRED **Signed as a free agent on October 20, 2016**

YEAR	CLUB	AVG	G	AB	R	H	2B	3B	HR	RBI	SH	SF	HB	BB-I	SO	SB	CS	GDP	OBP	SLG
2017	DSL Rays 1	.213	59	183	13	39	13	1	0	15	3	5	4	29-0	52	1	7	2	.326	.295
2018	DSL Rays 2	.279	31	104	12	29	8	0	1	11	2	1	1	11-0	14	1	0	2	.350	.385
2019	DSL Rays 1	.274	66	237	26	65	12	4	1	32	0	3	2	30-0	40	4	8	6	.357	.371
Minor League Totals		.254	156	524	51	133	33	5	2	58	5	9	7	70-0	106	6	15	10	.344	.347

SANTOS, FRAYLIN / RIGHT-HANDED PITCHER

BATS **Right**
THROWS **Right**
HEIGHT **6'3"**
WEIGHT **190**

BORN **10/3/98** in Constanza, DR
RESIDES **Constanza, DR**
SIGNING SCOUT **Alfredo Celestin/Daniel Santana**
ACQUIRED **Signed as a free agent on June 15, 2016**

YEAR	CLUB	W	L	ERA	G	GS	CG	SHO	SV	IP	H	R	ER	HR	HB	BB-I	SO	WP	BK
2016	DSL Rays 2	1	0	2.33	10	0	0	0	1	19.1	18	6	5	0	1	13-0	16	0	0
2017	DSL Rays 1	2	3	1.94	14	10	0	0	0	51.0	40	13	11	0	4	14-0	32	1	1
2018	GCL Rays	1	0	3.52	2	2	0	0	0	7.2	8	7	3	1	0	1-0	7	0	1
2019	Injured-Did Not Play																		
Minor League Totals		4	3	2.19	26	12	0	0	1	78.0	66	26	19	1	5	28-0	55	1	2

SASAKI, SHANE / OUTFILDER

BATS **Right**
THROWS **Right**
HEIGHT **6'0"**
WEIGHT **165**

BORN **7/1/00** in Honolulu, HI
RESIDES **Honolulu, HI**
SIGNING SCOUT **Casey Onaga**
ACQUIRED **Selected in the third round of the 2019 June Draft**

YEAR	CLUB	AVG	G	AB	R	H	2B	3B	HR	RBI	SH	SF	HB	BB-I	SO	SB	CS	GDP	OBP	SLG
2019	GCL Rays	.182	13	44	6	8	2	0	0	1	0	0	0	3-0	18	1	0	0	.234	.227



SCHNELL, NICK / OUTFIELDER

BATS **Left**
THROWS **Right**
HEIGHT **6'3"**
WEIGHT **180**

BORN **3/27/00** in Indianapolis, IN
RESIDES **Indianapolis, IN**
SIGNING SCOUT **James Bonnici**
ACQUIRED **Selected in the first round (32nd overall) of the 2018 June Draft**

2019 Hit .265/.325/.448 (59-for-223) with 5 HR and 31 RBI in 55 games across three levels...named to the Appalachian League postseason All-Star Team...tied for 8th among Rays minor leaguers with 6 3B...ranked by *Baseball America* as the No. 16 prospect in the Rays system following the season. **2018** Homered in his first professional plate appearance...ranked by *Baseball America* as the No. 15 prospect in the Rays system following the season. **PERSONAL** Hit .535 with 15 HR and 37 RBI in 31 games as a senior at Roncalli (Ind.) High School and received Indiana Gatorade Player of the Year honors...committed to the University of Louisville before signing with the Rays.

YEAR	CLUB	AVG	G	AB	R	H	2B	3B	HR	RBI	SH	SF	HB	BB-I	SO	SB	CS	GDP	OBP	SLG
2018	GCL Rays	.239	19	67	8	16	4	1	1	4	0	0	1	14-1	23	2	6	1	.378	.373
2019	GCL Rays	.190	4	21	4	4	0	2	0	1	0	0	0	0-0	9	0	0	0	.190	.381
	Princeton	.286	37	147	28	42	11	3	5	27	0	1	0	18-0	51	5	2	2	.361	.503
	Bowling Green	.236	14	55	7	13	3	1	0	3	1	1	1	2-0	24	0	1	0	.271	.327
Minor League Totals		.259	74	290	47	75	18	7	6	35	1	2	2	34-1	107	7	9	3	.338	.431

SHAFFER, BRIAN / RIGHT-HANDED PITCHER

BATS **Right**
THROWS **Right**
HEIGHT **6'5"**
WEIGHT **200**

BORN **8/12/96** in Pylesville, MD
RESIDES **Pylesville, MD**
SIGNING SCOUT **Rick Matsko (Diamondbacks)**
ACQUIRED **Via trade from Arizona on July 25, 2018**

YEAR	CLUB	W	L	ERA	G	GS	CG	SHO	SV	IP	H	R	ER	HR	HB	BB-I	SO	WP	BK
2017	AZL D-backs	0	0	3.00	2	2	0	0	0	3.0	1	1	1	1	0	0-0	5	0	0
	Hillsboro	0	0	3.43	11	8	0	0	0	21.0	18	8	8	0	0	1-0	21	1	0
2018	Kane County	7	5	2.70	19	19	1	0	0	106.2	94	37	32	11	8	21-0	109	2	0
	Charlotte	2	2	3.03	7	6	0	0	0	38.2	36	15	13	5	2	10-1	16	0	0
2019	Charlotte	0	0	2.40	8	3	0	0	0	30.0	24	12	8	3	3	5-0	24	1	0
	Montgomery	4	3	2.38	25	3	0	0	1	72.0	55	19	19	0	6	21-1	70	1	0
Minor League Totals		13	10	2.69	72	41	1	0	1	271.1	228	92	81	20	19	58-2	245	5	0

SMIDDY, SHAY / RIGHT-HANDED PITCHER

BATS **Right**
THROWS **Right**
HEIGHT **6'5"**
WEIGHT **215**

BORN **12/19/97** in Defiance, OH
RESIDES **Defiance, OH**
SIGNING SCOUT **Steve Ames**
ACQUIRED **Selected in the 36th round of the 2019 June Draft**

YEAR	CLUB	W	L	ERA	G	GS	CG	SHO	SV	IP	H	R	ER	HR	HB	BB-I	SO	WP	BK
2019	Hudson Valley	2	1	1.13	12	1	0	0	2	24.0	20	4	3	1	0	9-0	23	1	0



SMITH, MICHAEL / OUTFIELDER

BATS **Left**
THROWS **Left**
HEIGHT **5'10"**
WEIGHT **165**

BORN **5/30/97** in **Houston, TX**
RESIDES **Magnolia, TX**
SIGNING SCOUT **Pat Murphy**
ACQUIRED **Selected in the 18th round of the 2017 June Draft**

YEAR	CLUB	AVG	G	AB	R	H	2B	3B	HR	RBI	SH	SF	HB	BB-I	SO	SB	CS	GDP	OBP	SLG
2017	GCL Rays	.381	6	21	5	8	2	1	0	5	0	0	1	3-1	3	0	1	0	.480	.571
	Princeton	.268	31	123	20	33	2	1	0	10	0	0	4	14-0	24	6	2	0	.362	.301
2018	Hudson Valley	.251	59	223	32	56	13	1	3	17	1	2	0	20-0	42	13	3	4	.310	.359
2019	Bowling Green	.269	48	167	18	45	3	3	0	20	3	1	3	24-0	30	8	4	2	.369	.323
	Charlotte	.263	50	179	26	47	10	1	2	20	4	2	6	15-0	51	11	5	0	.337	.363
Minor League Totals		.265	194	713	101	189	30	7	5	72	8	5	14	76-1	150	38	15	6	.345	.348

SOGARD, NICK / INFILDER

BATS **Switch**
THROWS **Right**
HEIGHT **6'1"**
WEIGHT **180**

BORN **9/9/97** in **Los Angeles, CA**
RESIDES **Fair Oaks, CA**
SIGNING SCOUT **Greg Whitworth**
ACQUIRED **Selected in the 12th round of the 2019 June Draft**

YEAR	CLUB	AVG	G	AB	R	H	2B	3B	HR	RBI	SH	SF	HB	BB-I	SO	SB	CS	GDP	OBP	SLG
2019	Hudson Valley	.290	63	214	36	62	5	0	0	21	0	4	5	39-1	43	20	6	3	.405	.313

SORIA, NATE / CATCHER

BATS **Right**
THROWS **Right**
HEIGHT **5'10"**
WEIGHT **175**

BORN **11/24/95** in **Palos Heights, IL**
RESIDES **Homer Glen, IL**
SIGNING SCOUT **James Bonnici**
ACQUIRED **Signed as a non-drafted free agent on June 11, 2018**

YEAR	CLUB	AVG	G	AB	R	H	2B	3B	HR	RBI	SH	SF	HB	BB-I	SO	SB	CS	GDP	OBP	SLG
2018	GCL Rays	.111	7	9	2	1	0	0	0	0	0	0	0	2-0	2	0	1	0	.273	.111
2019	Bowling Green	.111	3	9	2	1	0	1	0	1	0	0	0	2-0	5	0	0	0	.273	.333
	Princeton	.233	13	43	6	10	2	0	1	3	0	0	2	3-0	15	0	0	0	.313	.349
Minor League Totals		.197	23	61	10	12	2	1	1	4	0	0	2	7-0	22	0	1	0	.300	.311

SPRENGEL, NICK / LEFT-HANDED PITCHER

BATS **Left**
THROWS **Left**
HEIGHT **6'2"**
WEIGHT **220**

BORN **6/4/97** in **Torrance, CA**
RESIDES **Placentia, CA**
SIGNING SCOUT **Jaime Jones**
ACQUIRED **Selected in the 15th round of the 2018 June Draft**

YEAR	CLUB	W	L	ERA	G	GS	CG	SHO	SV	IP	H	R	ER	HR	HB	BB-I	SO	WP	BK
2018	GCL Rays	0	0	1.86	5	0	0	0	2	9.2	8	3	2	1	0	5-0	13	1	0
	Hudson Valley	3	1	1.09	12	0	0	0	2	24.2	18	6	3	1	0	8-0	20	3	0
2019	Bowling Green	1	5	3.82	35	0	0	0	1	66.0	63	38	28	2	3	20-1	63	6	1
Minor League Totals		4	6	2.96	52	0	0	0	5	100.1	89	47	33	4	3	33-1	96	10	1



STEVENSON, CAL / OUTFIELDER

BATS **Left**
THROWS **Left**
HEIGHT **5'10"**
WEIGHT **175**

BORN **9/12/96** in **Fremont, CA**
RESIDES **Fremont, CA**
SIGNING SCOUT **Darold Brown (Blue Jays)**
ACQUIRED **Via trade from Houston on January 9, 2020**

YEAR	CLUB	AVG	G	AB	R	H	2B	3B	HR	RBI	SH	SF	HB	BB-I	SO	SB	CS	GDP	OBP	SLG
2018	GCL Blue Jays	.474	6	19	12	9	2	0	0	2	0	1	0	11-0	3	1	0	0	.645	.579
	Bluefield	.359	53	195	61	70	13	6	2	29	0	1	0	53-0	21	20	1	2	.494	.518
2019	Dunedin	.298	90	336	59	100	9	4	5	50	3	1	0	50-0	52	11	6	6	.388	.393
	Fayetteville	.247	23	81	18	20	6	1	0	9	0	0	0	19-0	13	2	3	0	.390	.346
Minor League Totals		.315	172	631	150	199	30	11	7	90	3	3	0	133-0	89	34	10	8	.433	.431

STINSON, GRAEME / LEFT-HANDED PITCHER

BATS **Left**
THROWS **Left**
HEIGHT **6'5"**
WEIGHT **255**

BORN **8/6/97** in **Atlanta, GA**
RESIDES **Peachtree Corners, GA**
SIGNING SCOUT **Joe Hastings**
ACQUIRED **Selected in the fourth round in the 2019 June Draft**

YEAR	CLUB	W	L	ERA	G	GS	CG	SHO	SV	IP	H	R	ER	HR	HB	BB-I	SO	WP	BK
2019	GCL Rays	0	1	13.50	1	1	0	0	0	0.2	2	1	1	0	0	0-0	1	0	0

STRONG, ALAN / RIGHT-HANDED PITCHER

BATS **Right**
THROWS **Right**
HEIGHT **6'3"**
WEIGHT **200**

BORN **10/22/96** in **San Diego, CA**
RESIDES **Santee, CA**
SIGNING SCOUT **David Hamlett**
ACQUIRED **Selected in the 10th round of the 2018 June Draft**

YEAR	CLUB	W	L	ERA	G	GS	CG	SHO	SV	IP	H	R	ER	HR	HB	BB-I	SO	WP	BK
2018	Hudson Valley	1	1	2.68	15	0	0	0	1	37.0	30	12	11	2	0	14-0	44	2	0
2019	Bowling Green	10	4	2.85	22	18	0	0	0	126.1	114	46	40	12	3	24-1	109	6	0
Minor League Totals		11	5	2.81	37	18	0	0	1	163.1	144	58	51	14	3	38-1	153	8	0

STROTMAN, DREW / RIGHT-HANDED PITCHER

BATS **Right**
THROWS **Right**
HEIGHT **6'3"**
WEIGHT **195**

BORN **9/3/96** in **Santa Clara, CA**
RESIDES **Sunnyvale, CA**
SIGNING SCOUT **Alan Hull**
ACQUIRED **Selected in the fourth round of the 2017 June Draft**

2019 Made his season debut on July 11, returning from Tommy John surgery...went 0-3 with a 4.50 ERA (24-IP, 12-ER) in 9 starts between the GCL Rays and Class-A Charlotte...made 6 starts for the Salt River Rafters in the Arizona Fall League...ranked by *Baseball America* as the No. 25 prospect in the Rays system following the season. **2018** Underwent Tommy John surgery on June 11, performed by Dr. Koco Eaton...ranked by *Baseball America* as the No. 28 prospect in the Rays system following the season. **2017** Selected to the New York-Penn League midseason All-Star Team...ranked by *Baseball America* as the No. 19 prospect in the Rays system following the season...the publication tabbed him as having the Best Control in the organization. **PERSONAL** Drafted out of St. Mary's College of California.

YEAR	CLUB	W	L	ERA	G	GS	CG	SHO	SV	IP	H	R	ER	HR	HB	BB-I	SO	WP	BK
2017	Hudson Valley	2	3	1.78	11	7	0	0	0	50.2	29	13	10	0	1	9-0	42	3	0
2018	Bowling Green	3	0	3.52	9	9	0	0	0	46.0	40	21	18	0	3	18-0	43	1	0
2019	GCL Rays	0	1	3.38	4	4	0	0	0	8.0	9	5	3	0	1	3-0	11	1	0
	Charlotte	0	2	5.06	5	5	0	0	0	16.0	20	10	9	3	0	9-1	13	1	0
Minor League Totals		5	6	2.98	29	25	0	0	0	120.2	98	49	40	3	5	39-1	109	6	0



TAVAREZ, ANDRI / LEFT-HANDED PITCHER

BATS **Left**
THROWS **Left**
HEIGHT **6'1"**
WEIGHT **165**

BORN **5/23/03** in Santo Domingo, DR
RESIDES **Santo Domingo, DR**
SIGNING SCOUT **Daniel Santana**
ACQUIRED **Signed as a free agent on September 6, 2019**

TENEROWICZ, ROBBIE / INFIELDER

BATS **Right**
THROWS **Right**
HEIGHT **6'1"**
WEIGHT **185**

BORN **1/6/95** in San Mateo, CA
RESIDES **South San Francisco, CA**
SIGNING SCOUT **Alan Hull**
ACQUIRED **Selected in the 27th round of the 2016 June Draft**

YEAR	CLUB	AVG	G	AB	R	H	2B	3B	HR	RBI	SH	SF	HB	BB-I	SO	SB	CS	GDP	OBP	SLG
2016	Princeton	.291	58	203	31	59	17	0	6	38	2	1	5	15-0	47	1	5	1	.353	.463
2017	Bowling Green	.295	94	349	43	103	25	3	11	37	0	1	8	32-0	67	4	3	6	.367	.479
2018	Charlotte	.292	100	383	64	112	22	1	5	61	0	8	6	32-1	62	8	4	9	.350	.394
2019	Montgomery	.216	77	255	32	55	10	0	4	27	3	1	7	24-0	62	8	6	4	.300	.302
Minor League Totals		.276	329	1190	170	329	74	4	26	163	5	11	26	103-1	238	21	18	20	.344	.411

THERIOT, BRAYDEN / RIGHT-HANDED PITCHER

BATS **Right**
THROWS **Right**
HEIGHT **6'2"**
WEIGHT **210**

BORN **12/19/96** in Houston, TX
RESIDES **Sugarland, TX**
SIGNING SCOUT **Pat Murphy**
ACQUIRED **Signed as a non-drafted free agent on June 28, 2019**

YEAR	CLUB	W	L	ERA	G	GS	CG	SHO	SV	IP	H	R	ER	HR	HB	BB-I	SO	WP	BK
2019	Princeton	5	1	2.45	13	0	0	0	1	25.2	29	11	7	1	1	2-0	30	3	0

TRAGETON, ZACK / RIGHT-HANDED PITCHER

BATS **Right**
THROWS **Right**
HEIGHT **6'3"**
WEIGHT **210**

BORN **9/2/98** in Las Vegas, NV
RESIDES **Las Vegas, NV**
SIGNING SCOUT **Ryan Henderson**
ACQUIRED **Selected in the sixth round of the 2016 June Draft**

YEAR	CLUB	W	L	ERA	G	GS	CG	SHO	SV	IP	H	R	ER	HR	HB	BB-I	SO	WP	BK
2016	GCL Rays	3	1	2.36	10	7	0	0	0	42.0	36	15	11	2	1	6-0	29	2	0
2017	Princeton	0	4	8.77	11	3	0	0	0	25.2	40	29	25	3	0	12-0	28	5	0
2018	Princeton	2	1	4.29	9	9	0	0	0	42.0	51	23	20	4	0	8-0	35	3	0
	Hudson Valley	2	0	0.56	3	3	0	0	0	16.0	9	1	1	0	0	0-0	12	0	1
2019	Hudson Valley	5	2	2.11	7	5	0	0	0	38.1	30	9	9	1	2	0-0	39	0	0
	Bowling Green	5	0	2.31	7	6	0	0	0	35.0	35	10	9	2	0	8-0	34	1	0
Minor League Totals		17	8	3.39	47	33	0	0	0	199.0	201	87	75	12	3	34-0	177	11	1

TREVINO, LUIS / CATCHER

BATS **Right**
THROWS **Right**
HEIGHT **5'11"**
WEIGHT **210**

BORN **5/23/96** in McAllen, TX
RESIDES **McAllen, TX**
SIGNING SCOUT **Pat Murphy**
ACQUIRED **Selected in the 40th round of the 2019 June Draft**

YEAR	CLUB	AVG	G	AB	R	H	2B	3B	HR	RBI	SH	SF	HB	BB-I	SO	SB	CS	GDP	OBP	SLG
2019	Hudson Valley	.272	34	114	10	31	7	0	1	19	0	1	6	7-0	16	0	1	8	.344	.360



TRINIDAD, LUIS / RIGHT-HANDED PITCHER

BATS **Right**
THROWS **Right**
HEIGHT **6'0"**
WEIGHT **165**

BORN **5/16/98** in San Pedro de Macoris, DR
RESIDES **San Pedro de Macoris, DR**
SIGNING SCOUT **Daniel Santana**
ACQUIRED **Signed as a free agent on May 13, 2016**

YEAR	CLUB	W	L	ERA	G	GS	CG	SHO	SV	IP	H	R	ER	HR	HB	BB-I	SO	WP	BK
2016	DSL Rays 2	1	0	4.20	10	0	0	0	0	15.0	16	10	7	0	5	14-0	18	5	2
2017	DSL Rays 1	1	0	3.00	11	0	0	0	1	15.0	10	10	5	0	3	17-0	16	7	0
2018	DSL Rays 2	3	0	2.52	17	1	0	0	5	25.0	9	9	7	0	3	11-0	29	8	0
	DSL Rays 1	1	0	3.86	2	0	0	0	0	4.2	3	2	2	1	1	3-0	4	0	0
2019	DSL Rays 1	3	5	3.93	17	0	0	0	4	36.2	31	26	16	1	6	20-0	41	16	0
Minor League Totals		9	5	3.46	57	1	0	0	10	96.1	69	57	37	2	18	65-0	108	36	2

TROIKE, BEN / INFILDER

BATS **Right**
THROWS **Right**
HEIGHT **5'10"**
WEIGHT **170**

BORN **2/5/98** in Palos, IL
RESIDES **Tinley Park, IL**
SIGNING SCOUT **Tom Couston**
ACQUIRED **Selected in the 11th round of the 2019 June Draft**

YEAR	CLUB	AVG	G	AB	R	H	2B	3B	HR	RBI	SH	SF	HB	BB-I	SO	SB	CS	GDP	OBP	SLG
2019	GCL Rays	.250	5	16	3	4	1	0	0	0	0	0	0	3-0	2	1	0	1	.368	.313
	Hudson Valley	.168	30	95	9	16	2	0	0	10	3	1	3	9-1	23	0	1	4	.259	.189
Minor League Totals		.180	35	111	12	20	3	0	0	10	3	1	3	12-1	25	1	1	5	.276	.207

TURNER, GIONTI / INFILDER

BATS **Right**
THROWS **Right**
HEIGHT **6'2"**
WEIGHT **175**

BORN **8/17/00** in Pine Bluff, AR
RESIDES **Pine Bluff, AR**
ACQUIRED **Via trade from Cleveland on November 18, 2018**

YEAR	CLUB	AVG	G	AB	R	H	2B	3B	HR	RBI	SH	SF	HB	BB-I	SO	SB	CS	GDP	OBP	SLG
2018	AZL Indians 2	.296	46	169	25	50	10	2	1	22	3	1	2	12-0	42	9	6	4	.348	.396
2019	Princeton	.265	60	219	32	58	12	1	3	37	2	1	4	13-0	54	7	6	3	.316	.370
Minor League Totals		.278	106	388	57	108	22	3	4	59	5	2	6	25-0	96	16	12	7	.330	.381

UREÑA, WILFRIY / RIGHT-HANDED PITCHER

BATS **Right**
THROWS **Right**
HEIGHT **6'1"**
WEIGHT **160**

BORN **1/20/99** in Mao, DR
RESIDES **Mao, DR**
SIGNING SCOUT **Victor Torres/Daniel Santana**
ACQUIRED **Signed as a free agent on February 13, 2018**

YEAR	CLUB	W	L	ERA	G	GS	CG	SHO	SV	IP	H	R	ER	HR	HB	BB-I	SO	WP	BK
2018	DSL Rays 1	0	0	3.86	14	2	0	0	1	16.1	18	10	7	0	0	23-0	17	4	0
2019	DSL Rays 2	0	0	6.75	4	0	0	0	1	6.2	3	7	5	0	1	6-0	7	2	0
	GCL Rays	1	2	9.82	11	1	0	0	0	25.2	36	30	28	3	1	16-0	31	3	0
Minor League Totals		1	2	7.40	29	3	0	0	2	48.2	57	47	40	3	2	45-0	55	9	0

VALERA, VICTOR / INFILDER

BATS **Switch**
THROWS **Right**
HEIGHT **5'9"**
WEIGHT **145**

BORN **10/15/02** in Santo Domingo, DR
RESIDES **El Bonito San Isidro, DR**
SIGNING SCOUT **Daniel Santana**
ACQUIRED **Signed as a free agent on October 25, 2019**



VALVERDE, ALEX / RIGHT-HANDED PITCHER

BATS **Right**
THROWS **Right**
HEIGHT **6'2"**
WEIGHT **185**

BORN **9/26/96** in Coral Gables, FL
RESIDES **Miami, FL**
SIGNING SCOUT **Victor Rodriguez**
ACQUIRED **Selected in the 22nd round of the 2017 June Draft**

YEAR	CLUB	W	L	ERA	G	GS	CG	SHO	SV	IP	H	R	ER	HR	HB	BB-I	SO	WP	BK
2017	GCL Rays	0	1	3.18	4	3	0	0	0	11.1	8	5	4	1	4	2-0	11	0	1
	Hudson Valley	2	1	1.93	3	2	0	0	0	14.0	11	4	3	0	1	7-0	13	0	1
2018	Bowling Green	8	7	4.56	24	21	0	0	0	108.2	120	69	55	15	8	57-0	79	14	0
2019	Charlotte	4	6	4.29	34	0	0	0	3	65.0	63	35	31	11	7	22-1	65	2	0
Minor League Totals		14	15	4.21	65	26	0	0	3	199.0	202	113	93	27	20	88-1	168	16	2

VARGAS, JHOSNER / INFIELDER

BATS **Switch**
THROWS **Right**
HEIGHT **5'11"**
WEIGHT **160**

BORN **1/24/99** in Valencia, VEN
RESIDES **Tocuyito, VEN**
SIGNING SCOUT **William Bergolla/Ronnie Blanco**
ACQUIRED **Signed as a free agent on July 2, 2015**

YEAR	CLUB	AVG	G	AB	R	H	2B	3B	HR	RBI	SH	SF	HB	BB-I	SO	SB	CS	GDP	OBP	SLG
2016	DSL Rays 2	.264	17	53	6	14	0	1	0	2	2	0	0	8-0	6	1	0	0	.361	.302
2017	DSL Rays 2	.260	27	104	13	27	4	2	0	14	1	1	0	8-0	24	4	3	1	.310	.337
2018	DSL Rays 1	.259	51	193	27	50	6	1	1	27	5	2	2	19-0	26	11	2	4	.329	.316
2019	Princeton	.284	45	162	23	46	5	0	0	21	1	2	2	10-0	26	7	1	2	.330	.315
Minor League Totals		.268	140	512	69	137	15	4	1	64	9	5	4	45-0	82	23	6	7	.329	.318

VASQUEZ, WILLY / CATCHER

BATS **Right**
THROWS **Right**
HEIGHT **6'0"**
WEIGHT **190**

BORN **9/6/01** in Santo Domingo, DR
RESIDES **San Pedro de Macoris, DR**
SIGNING SCOUT **Remmy Hernandez/Daniel Santana**
ACQUIRED **Signed as a free agent on July 2, 2019**

YEAR	CLUB	AVG	G	AB	R	H	2B	3B	HR	RBI	SH	SF	HB	BB-I	SO	SB	CS	GDP	OBP	SLG
2019	DSL Rays 2	.364	11	44	6	16	2	1	0	5	0	1	0	1-0	4	2	1	0	.370	.455

VELASQUEZ, WUILMAN / OUTFIELDER

BATS **Left**
THROWS **Right**
HEIGHT **5'8"**
WEIGHT **150**

BORN **2/7/03** in San Felipe, VEN
RESIDES **San Felipe, VEN**
SIGNING SCOUT **Marlon Roche/William Bergolla**
ACQUIRED **Signed as a free agent on July 2, 2019**

WALTERS, MITCHELL / RIGHT-HANDED PITCHER

BATS **Right**
THROWS **Right**
HEIGHT **6'2"**
WEIGHT **215**

BORN **2/19/98** in Houston, TX
RESIDES **Katy, TX**
SIGNING SCOUT **Matt Alison**
ACQUIRED **Selected in the 35th round of the 2019 June Draft**

YEAR	CLUB	W	L	ERA	G	GS	CG	SHO	SV	IP	H	R	ER	HR	HB	BB-I	SO	WP	BK
2019	Princeton	1	0	3.68	18	0	0	0	2	29.1	25	14	12	4	2	11-1	28	7	0



WHALEN, SEAVER / INFILDER

BATS **Right**
THROWS **Right**
HEIGHT **6'2"**
WEIGHT **200**

BORN **2/5/95** in Clackamas, OR
RESIDES **Ridgefield, WA**
SIGNING SCOUT **Paul Kirsch**
ACQUIRED **Selected in the 32nd round of the 2017 June Draft**

YEAR	CLUB	AVG	G	AB	R	H	2B	3B	HR	RBI	SH	SF	HB	BB-I	SO	SB	CS	GDP	OBP	SLG
2017	Princeton	.248	37	121	19	30	7	0	2	10	1	1	13	7-0	17	3	1	2	.352	.355
2018	Injured-Did Not Play																			
2019	Charlotte	.188	30	85	7	16	4	1	1	8	3	0	5	6-0	31	0	0	0	.281	.294
	Bowling Green	.237	70	241	27	57	12	0	6	30	1	3	14	20-0	43	4	1	10	.327	.361
Minor League Totals		.230	137	447	53	103	23	1	9	48	5	4	32	33-0	91	7	2	12	.326	.347

WHITE, COLBY / RIGHT-HANDED PITCHER

BATS **Right**
THROWS **Right**
HEIGHT **6'0"**
WEIGHT **210**

BORN **7/4/98** in Hattiesburg, MS
RESIDES **Foxworth, MS**
SIGNING SCOUT **Rickey Drexler**
ACQUIRED **Selected in the sixth round of the 2019 June Draft**

YEAR	CLUB	W	L	ERA	G	GS	CG	SHO	SV	IP	H	R	ER	HR	HB	BB-I	SO	WP	BK
2019	Hudson Valley	1	0	2.79	15	0	0	0	1	19.1	8	8	6	3	4	16-0	29	2	0

WHITLEY, GARRETT / OUTFILDER

BATS **Right**
THROWS **Right**
HEIGHT **6'0"**
WEIGHT **200**

BORN **3/13/97** in Melrose, MA
RESIDES **Niskayuna, NY**
SIGNING SCOUT **Tim Alexander**
ACQUIRED **Selected in the first round (13th overall) of the 2015 June Draft**

YEAR	CLUB	AVG	G	AB	R	H	2B	3B	HR	RBI	SH	SF	HB	BB-I	SO	SB	CS	GDP	OBP	SLG
2015	GCL Rays	.188	30	96	12	18	4	2	3	13	0	2	2	16-0	25	5	4	2	.310	.365
	Hudson Valley	.143	12	42	3	6	0	1	0	4	0	0	1	5-0	12	3	1	0	.250	.190
2016	Hudson Valley	.266	65	256	38	68	12	7	1	31	0	0	6	30-0	75	21	5	4	.356	.379
2017	Bowling Green	.249	104	358	65	89	18	4	13	61	3	1	7	57-0	122	21	4	4	.362	.430
2019	Charlotte	.226	114	371	51	84	25	7	10	40	2	2	2	62-0	163	16	12	2	.339	.412
Minor League Totals		.236	325	1123	169	265	59	21	27	149	5	5	18	170-0	397	66	26	12	.344	.398

WHITTLE, DAIVEYON / RIGHT-HANDED PITCHER

BATS **Right**
THROWS **Right**
HEIGHT **6'1"**
WEIGHT **235**

BORN **11/11/99** in Fresno, CA
RESIDES **Fresno, CA**
SIGNING SCOUT **Alan Hull**
ACQUIRED **Selected in the 23rd round of the 2018 June Draft**

YEAR	CLUB	W	L	ERA	G	GS	CG	SHO	SV	IP	H	R	ER	HR	HB	BB-I	SO	WP	BK
2018	GCL Rays	0	0	7.71	7	0	0	0	0	7.0	8	6	6	1	0	4-0	6	2	0
2019	Hudson Valley	0	3	0.95	11	8	0	0	0	47.1	38	12	5	0	2	11-0	43	6	0
Minor League Totals		0	3	1.82	18	8	0	0	0	54.1	46	18	11	1	2	15-0	49	8	0



WILES, NATHAN / RIGHT-HANDED PITCHER

BATS **Right**
THROWS **Right**
HEIGHT **6'5"**
WEIGHT **225**

BORN **7/2/98** in **Overland Park, KS**
RESIDES **Spring Hill, KS**
SIGNING SCOUT **Jonathan Hall**
ACQUIRED **Selected in the eighth round of the 2019 June Draft**

YEAR	CLUB	W	L	ERA	G	GS	CG	SHO	SV	IP	H	R	ER	HR	HB	BB-I	SO	WP	BK
2019	Hudson Valley	3	0	3.06	14	7	0	0	0	35.1	40	13	12	4	1	2-0	39	6	0

WILSON, IZZY / OUTFIELDER

BATS **Left**
THROWS **Right**
HEIGHT **6'3"**
WEIGHT **185**

BORN **3/6/98** in **Saint Maarten, Netherlands**
RESIDES **Santo Domingo, DR**
SIGNING SCOUT **Luis Ortiz (Braves)**
ACQUIRED **Signed as a free agent on June 24, 2019**

YEAR	CLUB	AVG	G	AB	R	H	2B	3B	HR	RBI	SH	SF	HB	BB-I	SO	SB	CS	GDP	OBP	SLG
2015	GCL Braves	.222	48	144	29	32	5	1	10	22	1	0	2	26-0	56	3	4	1	.349	.479
2016	Danville	.192	38	130	19	25	8	1	2	12	1	0	1	14-0	51	6	2	1	.276	.315
2017	Danville	.250	17	68	11	17	2	3	4	12	0	0	0	9-0	18	2	0	1	.338	.544
	Rome	.262	43	168	28	44	3	3	2	20	0	2	3	18-0	52	9	3	2	.340	.351
2018	Rome	.229	68	223	38	51	10	2	6	25	4	1	1	28-0	77	11	4	2	.316	.372
	Florida	.215	40	135	16	29	5	1	2	10	1	1	0	14-0	43	5	1	1	.287	.311
2019	Florida	.177	45	124	20	22	5	2	2	6	0	0	1	18-0	54	7	1	0	.287	.298
	Bowling Green	.235	25	85	11	20	1	1	3	13	0	0	2	11-0	28	7	2	3	.337	.376
	Charlotte	.270	20	63	7	17	5	1	1	8	0	0	0	11-0	19	3	2	0	.378	.429
Minor League Totals		.225	344	1140	179	257	44	15	32	128	7	4	10	149-0	398	53	19	11	.319	.375

WISELY, BRETT / INFIELDER

BATS **Left**
THROWS **Right**
HEIGHT **5'10"**
WEIGHT **180**

BORN **5/8/99** in **Jacksonville, FL**
RESIDES **Jacksonville, FL**
SIGNING SCOUT **Brett Foley**
ACQUIRED **Selected in the 15th round of the 2019 June Draft**

YEAR	CLUB	AVG	G	AB	R	H	2B	3B	HR	RBI	SH	SF	HB	BB-I	SO	SB	CS	GDP	OBP	SLG
2019	Princeton	.274	47	179	30	49	9	3	5	25	2	5	2	17-0	29	3	2	0	.335	.441

WITHERSPOON, GRANT / OUTFIELDER

BATS **Left**
THROWS **Left**
HEIGHT **6'3"**
WEIGHT **200**

BORN **9/27/96** in **Littleton, CO**
RESIDES **Lakewood, CO**
SIGNING SCOUT **Rickey Drexler**
ACQUIRED **Selected in the fourth round of the 2018 June Draft**

YEAR	CLUB	AVG	G	AB	R	H	2B	3B	HR	RBI	SH	SF	HB	BB-I	SO	SB	CS	GDP	OBP	SLG
2018	Princeton	.245	56	212	33	52	8	3	5	31	1	1	3	18-0	59	8	1	4	.312	.382
2019	Bowling Green	.248	119	440	71	109	24	5	10	54	0	4	2	44-1	101	22	6	7	.316	.393
Minor League Totals		.247	175	652	104	161	32	8	15	85	1	5	5	62-1	160	30	7	11	.315	.390



WITT, NATHAN / RIGHT-HANDED PITCHER

BATS **Right**
THROWS **Right**
HEIGHT **6'3"**
WEIGHT **200**

BORN **4/19/96** in **Clarkston, MI**
RESIDES **Clarkston, MI**
ACQUIRED **Via trade from Los Angeles-NL on July 2, 2019**

YEAR	CLUB	W	L	ERA	G	GS	CG	SHO	SV	IP	H	R	ER	HR	HB	BB-I	SO	WP	BK
2017	AZL Dodgers	1	0	1.80	5	0	0	0	0	5.0	5	1	1	0	0	1-0	3	0	0
2018	AZL Dodgers	2	0	3.46	14	0	0	0	1	13.0	12	6	5	2	1	6-0	14	1	1
2019	Great Lakes	1	2	5.32	22	0	0	0	5	23.2	27	16	14	2	2	7-0	31	4	0
	Bowling Green	1	3	2.92	15	2	0	0	1	24.2	23	15	8	0	0	13-0	21	3	1
Minor League Totals		5	5	3.80	56	2	0	0	7	66.1	67	38	28	4	3	27-0	69	8	2

YANCEY, STEPHEN / RIGHT-HANDED PITCHER

BATS **Left**
THROWS **Right**
HEIGHT **6'1"**
WEIGHT **190**

BORN **11/8/95** in **Fort Worth, TX**
RESIDES **Grand Prairie, TX**
SIGNING SCOUT **Jonathan Hall**
ACQUIRED **Selected in the 20th round of the 2018 June Draft**

YEAR	CLUB	W	L	ERA	G	GS	CG	SHO	SV	IP	H	R	ER	HR	HB	BB-I	SO	WP	BK
2018	Princeton	4	1	3.44	13	1	0	0	1	34.0	29	14	13	4	3	10-1	31	7	0
	Hudson Valley	0	0	1.50	3	0	0	0	0	6.0	5	1	1	0	0	2-0	5	0	0
2019	Injured—Did Not Play																		
Minor League Totals		4	1	3.15	16	1	0	0	1	40.0	34	15	14	4	3	12-1	36	7	0

YORK, MIKEY / RIGHT-HANDED PITCHER

BATS **Right**
THROWS **Right**
HEIGHT **6'2"**
WEIGHT **190**

BORN **2/24/96** in **Las Vegas, NV**
RESIDES **Las Vegas, NV**
SIGNING SCOUT **Ryan Henderson**
ACQUIRED **Selected in the fifth round of the 2016 June Draft**

YEAR	CLUB	W	L	ERA	G	GS	CG	SHO	SV	IP	H	R	ER	HR	HB	BB-I	SO	WP	BK
2016	Princeton	0	0	16.88	2	0	0	0	0	2.2	7	8	5	1	0	1-0	3	1	0
	GCL Rays	0	1	10.80	5	0	0	0	0	6.2	14	8	8	1	0	2-1	5	1	0
2017	Hudson Valley	4	1	0.82	8	8	0	0	0	44.0	28	5	4	2	1	8-0	37	4	0
	Bowling Green	1	1	1.06	3	3	0	0	0	17.0	7	2	2	1	0	3-0	16	0	0
2018	Charlotte	4	2	6.35	9	5	0	0	0	34.0	43	30	24	5	4	18-0	21	2	0
	Bowling Green	2	0	2.77	14	6	0	0	2	39.0	39	18	12	0	0	13-1	39	4	0
2019	Charlotte	1	5	3.56	28	2	0	0	7	43.0	43	20	17	3	2	19-1	46	2	0
Minor League Totals		12	10	3.48	69	24	0	0	9	186.1	181	91	72	13	7	64-3	167	14	0

ZAMUDIO, EDWIN / RIGHT-HANDED PITCHER

BATS **Left**
THROWS **Right**
HEIGHT **6'2"**
WEIGHT **195**

BORN **9/17/02** in **Tijuana, MEX**
RESIDES **Tijuana, MEX**
SIGNING SCOUT **Edwin Diaz**
ACQUIRED **Signed as a free agent on July 5, 2019**



RAYS PLAYER DEVELOPMENT PROGRAMS

MENTAL PERFORMANCE TRAINING PROGRAM

The Rays developed the Mental Performance Training Program to operate in conjunction with all other aspects of the Rays Player Development Program. While the primary focus of the program is with the players, it also serves all members of the organization, including administrative staff, coaches, managers and coordinators. Built upon the belief that what an athlete is thinking will influence his performance, the program's goal is to develop a consistent, ideal mindset for performance. The basic mental skills of concentration, imagery, self-talk and self-mastery serve as the foundation of the program with complementary emphasis on other influences, such as cultural diversity, transitions from one level to the next, dealing with failure and adversity. When a player's performance level becomes inconsistent,

his mental performance training provides him with a tool, something to "go to" in order to "fix it, forget it and move forward."

James Schwabach enters his fourth season as a mental skills coach, covering Charlotte, Bowling Green and the GCL Rays. He joined the Rays from Apex Performance Inc. in Charlotte, N.C. James received his bachelor's degree from Union College and master's from Ithaca College.

The Rays hired several mental skills coaches in advance of the 2020 season. Josh Kozuch joins the organization to cover Durham and Montgomery, and Jenny Garcia, Kris Goodman and Carla Hodel begin new roles in June. Goodman will cover Hudson Valley and Princeton, while Garcia and Hodel will be assigned to the GCL Rays, DSL Rays, special projects and rehab.

EMPLOYEE ASSISTANCE PROGRAM

A key component of developing successful baseball players is providing each individual with a web of support and education as he transitions into adulthood. The Rays believe that developing quality persons who are also professional athletes goes a long way in producing quality major league players. The Rays offer their players and staff the Employee Assistance Program (EAP), which is designed to provide support, education, consultation and information throughout all areas of the Rays baseball operations department, both in the United States and abroad in Latin America.

Spearheading the EAP's efforts is Vince Lodato, who has been integral to the program's continued success since he began working with the Rays

in 2001. Lodato has led the EAP with a proactive approach. Education and skills development are viewed as equally critical to a player's growth, with an understanding in place that each player's needs are different at different points in their journeys. The program reaches all levels of the organization, from in-season rookie orientation, instructional leagues and extended spring training to major league and minor league spring training.

During education sessions, players are instructed on topics such as the Rays Player Code of Conduct, drug abuse, performance enhancing substances and stimulants. In addition, Lodato covers the subjects of leadership, teamwork and developing one's career both on and off the field.



SCOUTING & INTERNATIONAL OPERATIONS

AMATEUR SCOUTING STAFF

SR. DIRECTOR, AMATEUR SCOUTING
Rob Metzler

ASSISTANT DIRECTOR, AMATEUR SCOUTING
Hamilton Marx

COORDINATOR, AMATEUR SCOUTING
Jeff Johnson
ADMINISTRATOR, AMATEUR SCOUTING
Sydney Malone

PART-TIME SCOUTS
Jose Hernandez, Josh Jackson, Gilberto Martinez, Casey Onaga, Jack Sharp, David Jorn, Marcos Tovar, Lou Wieben



**CHUCK
RICCI**

NATIONAL
CROSSCHECKER



**JEFF
CORNELL**

MIDWEST
REGIONAL
SUPERVISOR



**KEVIN
ELFERING**

SOUTHEAST
REGIONAL
SUPERVISOR



**BRIAN
HICKMAN**

NORTHEAST
REGIONAL
SUPERVISOR



**JAKE
WILSON**

WEST
REGIONAL
SUPERVISOR



**RYAN
HENDERSON**

PITCHING
CROSSCHECKER

AREA SUPERVISORS



**MATT
ALISON**

IA, KS, MN, MO,
ND, NE, SD



**STEVE
AMES**

KY, TN



**JAMES
BONNICI**

AK, ID, MT, OR,
WA, W. CANADA



**ZACH
CLARK**

CT, MA, ME, NH,
NJ, NY, E. PA, RI



**TOM
COUSTON**

IL, WI



**RICKEY
DREXLER**

AL, LA, MS



**BRETT
FOLEY**

N. FL



**TIM
FORTUGNO**

N. CA, NV



**DAVID
HAMLETT**

AZ, CO,
LAS VEGAS,
NM, UT, WY



**LUKE
HARRIGAN**

IN, MI, OH



**JOE
HASTINGS**

NC, SC



**MILT
HILL**

GA, N. AL



**JAIME
JONES**

S. CA -
SAN DIEGO



**PAUL
KIRSCH**

AK, ID, MT, OR,
WA, W. CANADA



**LANDON
LASSITER**

D.C., DE, MD,
W. PA, VA, WV



**REGGIE
LAWSON**

AR, OK, N. TX



**PAT
MURPHY**

TX



**VICTOR
RODRIGUEZ**

S. FL



**GREG
WHITWORTH**

S. CA -
LOS ANGELES



PRO PERSONNEL & PRO SCOUTING STAFF

SR. DIRECTOR, PRO PERSONNEL & PRO SCOUTING
Kevin Ibach

ASST. DIRECTOR, PRO PERSONNEL & PRO SCOUTING
Ryan Bristow

ANALYST, PRO PERSONNEL & PRO SCOUTING
Tyler Chamberlain-Simon



MIKE BROWN

PRO PERSONNEL
SPECIALIST



JASON COLE

PRO PERSONNEL
SPECIALIST



JASON GREY

PRO PERSONNEL
SPECIALIST



MIKE LANGILL

PRO PERSONNEL
SPECIALIST



TYLER STOHR

PRO PERSONNEL
SPECIALIST



KEN CALIFANO

PRO SCOUT



MAX COHEN

PRO SCOUT



J.D. ELLIBY

PRO SCOUT



JOSE GOMEZ

PRO SCOUT



NATE HOWARD

PRO SCOUT



BRIAN KEEGAN

PRO SCOUT



KEN KRAVEC

PRO SCOUT



DAVE MYERS

PRO SCOUT



JAYLON PIMENTEL

PRO SCOUT



FRED REPKE

SPECIAL
ASSIGNMENT
SCOUT



EDUARDO SANCHEZ

PRO SCOUT



JEFF STEWART

PRO SCOUT

INTERNATIONAL OPERATIONS STAFF & SCOUTS

V.P., PLAYER DEVELOPMENT & INT'L. SCOUTING

Carlos Rodriguez

DIRECTOR, INT'L. OPERATIONS

Patrick Walters

MANAGER, MINOR LEAGUE & INT'L. OPERATIONS

George Pappas

ADMINISTRATOR, D.R. OPERATIONS

Jeremy Sanders

SUPERVISOR, FACILITY OPERATIONS

Yunior Medina

DOMINICAN BASEBALL OPERATIONS

Juan Polanco

INTERNATIONAL CROSSCHECKER

Brad Budzinski

DIRECTOR, INT'L. SCOUTING

Steve Miller

ASST. DIRECTOR, INT'L. OPERATIONS

Ronnie Blanco

CONSULTANT, INTERNATIONAL OPERATIONS

John Gilmore

INTERNATIONAL SCOUT

Marlon Roche

JAPAN SCOUT

Tateki Uchibori

VENEZUELA CROSSCHECKER

William Bergolla

VENEZUELA SCOUTS

Juan Castillo, Carlos León,

Edward Rojas

DOMINICAN REPUBLIC SCOUTS

Daniel Santana (supervisor),

Miguel De La Cruz, Abraham Despradel,

Felix Fermin Jr., Remmy Hernandez,

Jorge Perez

COLOMBIA SCOUTS

Angel Contreras,

Alexander Zuniga

BRAZIL SCOUT

Tiago Campos

MEXICO SCOUTS

Karla Espinoza,

Jesus Valdez

PANAMA SCOUT

Gustavo Zapata

CURACAO SCOUT

Chalron Isenia

TAIWAN SCOUT

Keith Hsu

KOREA SCOUT

Joe Park

ADVISOR, PLAYER EDUCATION & ACCULTURATION

Milton Jamail



RONNIE BLANCO

ASSISTANT
DIRECTOR,
INTERNATIONAL
OPERATIONS



MILTON JAMAIL

ADVISOR, PLAYER
EDUCATION &
ACCULTURATION



EXPANDING INTERNATIONAL OPERATIONS



Rays infielder Wander Franco playing *vitilla*, a variation of stickball popular in the Dominican Republic, on a dirt field in his hometown of Bani in October 2018.

GEORGE PAPPAS / TAMPA BAY RAYS

BASEBALL HAS TRULY BECOME A GLOBAL GAME. TODAY, MORE THAN ONE-FOURTH OF ALL MAJOR LEAGUERS WERE BORN OUTSIDE OF THE UNITED STATES.

As a result, the Rays have expanded the reach of their international operations. With the signing of Japanese third baseman/outfielder Yoshi Tsutsugo in December 2019, the Rays now have players from 16 countries—Aruba, Australia, Bahamas, Brazil, Canada, Colombia, Cuba, Curaçao, Dominican Republic, Germany, Japan, South Korea, St. Martin, Mexico, Nicaragua and Venezuela—in addition to those from the United States.

While the organization spans the globe in search for talent, the main focus is in the Dominican Republic and Venezuela, where Tampa Bay operates baseball academies.

In 2006, shortly after the ownership group led by Stuart Sternberg took control of the club, the Rays agreed to a partnership with the Los Angeles Dodgers in which the two organizations would share Campo Las Palmas in the Dominican Republic, long considered the gold standard for Dominican facilities. Campo Las Palmas was home to the Rays baseball academy and a summer league team until early 2009 when the organization inaugurated a new academy located on the property adjacent to the Dodgers. The complex has two full diamonds and a half field, clubhouse, gym, covered batting cages, classrooms, a dining area and living facilities which can accommodate up

to 92 players. In 2018, the program claimed its first Dominican Summer League (DSL) title.

In 2007, the Rays opened their Venezuelan baseball academy in Guacara, 100 miles west of Caracas. In addition to baseball fields, the Venezuelan academy includes a dining area and dormitory which can accommodate 56 players. The Rays played in the Venezuelan Summer League (VSL) in 2007 as part of a co-op team with the Cincinnati Reds before forming a team of their own in 2008. The program won VSL championships in 2009 and 2011. The VSL closed its operations after the 2015 season, prompting the Rays to add a second team in the DSL in 2016.

In 2019, Carlos Rodriguez was promoted to vice president, player development and international operations, overseeing both areas. Steve Miller was promoted to director, international scouting, running the department and overseeing all scouts. Patrick Walters was promoted to director, international operations, and will oversee all operations at the Rays Latin American academies. Brad Budzinski was added to the staff in 2018 as an international crosschecker. Ronnie Blanco, former general manager of the Magallanes baseball club in the Venezuelan professional league, is assistant director, international operations.





TOP: Lefthander Shane McClanahan (right) and infielder Wander Franco distribute Rays shirts and caps to youth players at Franco's childhood field in Bani in October 2018.



LEFT: Shortstop Willy Adames (middle) and former outfielder Carlos Gómez welcome 2019 June Draft selections Shane Sasaki, JJ Goss, Seth Johnson, Greg Jones, John Doxakis and Princeton Manager Sean Smedley to their hometown of Santiago de los Caballeros during their November 2019 study abroad visit to the Dominican Republic.

GEORGE PAPPAS / TAMPA BAY RAYS

The Rays maintain scouting programs in Brazil headed by Tiago Campos; Colombia, coordinated by Angel Contreras; Curaçao, led by Chairon Isenia; Panama, with Gustavo Zapata; and Mexico, with Jesus Valdez and Karla Espinoza, Mexico's first female scout.

The Rays have also expanded scouting efforts in the Pacific Rim, Europe and Australia. Tateki "Bori" Uchibori, who served as an interpreter for former Tampa Bay infielder Akinori Iwamura, scouts for the Rays in Japan and Korea. In 2016, Joe Park was added to the Korean scouting staff. Keith Hsu covers Taiwan and John Gilmore enters his 12th year as an international consultant assisting in coverage all over the world.

With rising numbers of international players, the Rays have also developed programs in the U.S. and in their Latin American academies to educate players and create cultural awareness. Today, these programs cater to international and domestic players alike and have grown to include language

training, life skills, professional development and education on social issues. These programs are overseen by George Pappas, manager, minor league and international operations, and are supported by Jairo De La Rosa, a former player in the Rays organization who has served as Latin American cultural coordinator since 2013; Lenore Sutton, who has taught Rays players since 2009 and joined the organization full-time as Florida education coordinator in 2015; and Milton Jamail, who begins his 14th year in the organization and first as advisor, player education and acculturation.

In 2019, the Rays continued a program to introduce American-born minor league players to the organization's Latin American operations. Infielder Gionti Turner and five selected in the 2019 June Draft—Greg Jones, JJ Goss, Seth Johnson, John Doxakis and Shane Sasaki—spent four days at the Rays Dominican academy with Princeton Manager Sean Smedley and toured the country that produces so much major league talent.



JUNE DRAFT HISTORY

2019 DRAFT

RD	OVR	NAME	POS	CLASS	SCHOOL	BIRTHDATE	SIGNING SCOUT
1	22	Greg Jones	SS	SO	Univ. of North Carolina Wilmington	3/7/98	Joe Hastings
A	36	JJ Goss	RHP	HS	Cypress Ranch (Texas) HS	12/25/00	Pat Murphy
A	40	Seth Johnson	RHP	JR	Campbell Univ.	9/19/98	Joe Hastings
2	61	John Doxakis	LHP	JR	Texas A&M Univ.	8/20/98	Pat Murphy
3	99	Shane Sasaki	CF	HS	Iolani (Hawaii) HS	7/1/00	Casey Onaga
4	128	Graeme Stinson	LHP	JR	Duke Univ.	8/6/97	Joe Hastings
5	158	Ben Brecht	LHP	JR	Univ. of California, Santa Barbara	1/7/98	Greg Whitworth
6	188	Colby White	RHP	JR	Mississippi St. Univ.	7/4/98	Rickey Drexler
7	218	Jake Guenther	1B	SR	Texas Christian Univ.	5/16/97	Jonathan Hall
8	248	Nathan Wiles	RHP	JR	Univ. of Oklahoma	7/2/98	Jonathan Hall
9	278	Evan McKendry	RHP	JR	Univ. of Miami (FL)	2/6/98	Victor Rodriguez
10	308	Jonathan Embry	C	SR	Liberty Univ.	11/26/96	Lou Wieben
11	338	Ben Troike	SS	JR	Univ. of Illinois	2/5/98	Tom Couston
12	368	Nick Sogard	SS	JR	Loyola Marymount Univ.	9/9/97	Greg Whitworth
13	398	Zach Huffins	CF	J2	Arizona Western Coll.	6/16/99	David Hamlett
14	428	Logan Allen	CF	JR	Univ. of Arkansas - Fort Smith	8/13/98	Jonathan Hall
15	458	Brett Wisely	2B	J2	Gulf Coast (Fla.) CC	5/8/99	Brett Foley
16	488	Joe Gobillot	LHP	SO	Vanderbilt Univ.	6/3/98	Steve Ames
17	518	Trevor Brigden	RHP	SS	Okanagan Coll.	9/20/95	Paul Kirsch
18	548	Joe LaSorsa	LHP	JR	St. John's Univ.	4/29/98	Zach Clark
19	578	Christian Johnson	OF	HS	Clinton (Miss.) HS	6/4/01	Rickey Drexler
20	608	Cam Shepherd	INF	JR	Univ. of Georgia	9/28/97	—
21	638	Andrew Peters	RHP	J2	John A. Logan Coll.	11/25/98	—
22	668	Ben Peoples	RHP	HS	Giles County (Tenn.) HS	5/1/01	Steve Ames
23	698	Jayden Murray	RHP	SR	Dixie St. Univ.	4/11/97	David Hamlett
24	728	Duke Kinamon	2B	SR	Stanford Univ.	9/4/96	Alan Hull
25	758	Garrett Hiott	CF	SR	Eckerd Coll.	7/7/97	Brett Foley
26	788	Robbie Peto	RHP	JR	Stetson Univ.	7/10/98	—
27	818	Mitchell Parker	LHP	J1	San Jacinto Coll. North	9/27/99	—
28	848	Hill Alexander	RF	SR	Lubbock Christian Univ.	6/13/96	Pat Murphy
29	878	Zach Bravo	RHP	J2	Butler County (Kan.) CC	10/23/98	—
30	908	Michael Carpentier	C	HS	Yucaipa (Calif.) HS	5/7/00	—
31	938	Brannon Jordan	RHP	J2	Cowley County (Kan.) CC	7/20/98	—
32	968	Kody Huff	C	HS	Horizon (Ariz.) HS	12/11/00	—
33	998	Carson Coleman	RHP	JR	Univ. of Kentucky	4/7/98	—
34	1028	Carter Bach	LHP	JR	Wake Forest Univ.	2/14/98	Joe Hastings
35	1058	Mitchell Walters	RHP	JR	Wichita St. Univ.	2/19/98	Matt Alison
36	1088	Shay Smiddy	RHP	JR	Univ. of Louisville	12/19/97	Steve Ames
37	1118	Addison Moss	RHP	JR	Rice Univ.	9/10/97	Pat Murphy
38	1148	Angelo Armenta	SS	SS	San Diego St. Univ.	5/30/96	Jaime Jones
39	1178	Andrew Gross	RHP	SR	Univ. of Texas - Arlington	9/19/96	Jonathan Hall
40	1208	Luis Trevino	C	SS	Abilene Christian Univ.	5/23/96	Pat Murphy

BOLD INDICATES PLAYER SIGNED (33 OF 42 SIGNED)



2018 TOP 10 DRAFT PICKS

RD	NAME	POS	SCHOOL
1	Matthew Liberatore	LHP	Mountain Ridge (Ariz.) HS
1	Shane McClanahan	LHP	Univ. of South Florida
1	Nick Schnell	CF	Roncalli (Ind.) HS
2	Tyler Frank	SS	Florida Atlantic Univ.
B	Tanner Dodson	CF/RHP	Univ. of California
3	Ford Proctor	INF	Rice Univ.
4	Grant Witherspoon	OF	Tulane Univ.
5	Taj Bradley	RHP	Redan (Ga.) HS
6	Miller Hogan	RHP	St. Louis Univ.
7	Joe Ryan	RHP	Cal St. Stanislaus
8	Michael Berglund	C	Cisco Coll. (Texas)
9	Nick Lee	RHP	Univ. of Louisiana-Lafayette
10	Alan Strong	RHP	Univ. of Nevada, Las Vegas

2017 TOP 10 DRAFT PICKS

RD	NAME	POS	SCHOOL
1	Brendan McKay	LHP/1B	Univ. of Louisville
A	Drew Rasmussen	RHP	Oregon State Univ.
2	Michael Mercado	RHP	Westview (CA) HS
3	Taylor Walls	SS	Florida State Univ.
4	Drew Strotman	RHP	Saint Mary's Coll. (Calif.)
5	Josh Fleming	LHP	Webster Univ.
6	Zach Rutherford	SS	Old Dominion Univ.
7	Hunter Schryver	LHP	Villanova Univ.
8	Riley O'Brien	RHP	Coll. of Idaho
9	Andrew Gist	LHP	Univ. of Georgia
10	Phoenix Sanders	RHP	Univ. of South Florida

2016 TOP 10 DRAFT PICKS

RD	NAME	POS	SCHOOL
1	Joshua Lowe	3B	Pope (GA) HS
2	Ryan Boldt	CF	Univ. of Nebraska
B	Jake Fraley	CF	Louisiana State Univ.
3	Austin Franklin	RHP	Paxton (FL) HS
4	Easton McGee	RHP	Hopkinsville (KY) HS
5	Mikey York	RHP	Coll. of Southern Nevada
6	Zack Trageton	RHP	Faith Lutheran (NV) HS
7	J.D. Busfield	RHP	Loyola Marymount Univ.
8	Kenny Rosenberg	LHP	Cal State Northridge
9	Peter Bayer	RHP	Cal Poly Pomona
10	Spencer Jones	RHP	Univ. of Washington

2015 TOP 10 DRAFT PICKS

RD	NAME	POS	SCHOOL
1	Garrett Whitley	OF	Niskayuna (NY) HS
2	Chris Betts	C	Woodrow Wilson (CA) HS
3	Brandon Lowe	2B	Univ. of Maryland
4	Brandon Koch	RHP	Dallas Baptist Univ.
5	Joe McCarthy	OF	Univ. of Virginia
6	Benton Moss	RHP	Univ. of North Carolina
7	Jake Cronenworth	INF	Univ. of Michigan
8	Reece Karalus	RHP	Santa Clara Univ.
9	Danny De La Calle	C	Florida State Univ.
10	Sam Triece	RHP	Washington State Univ.

2014 TOP 10 DRAFT PICKS

RD	NAME	POS	SCHOOL
1	Casey Gillaspie	1B	Wichita State Univ.
2	Cameron Varga	RHP	Cincinnati Hills Chr. Acad.
B	Brent Honeywell Jr.	RHP	Walters State CC (TN)
3	Brock Burke	LHP	Evergreen (CO) HS
4	Blake Bivens	RHP	George Washington (VA) HS
5	Michael Russell	INF	Univ. of North Carolina
6	Mac James	C	Univ. of Oklahoma
7	Mike Franco	RHP	Florida International Univ.
8	Daniel Miles	3B	Tennessee Tech Univ.
9	Chris Pike	RHP	Oklahoma City Univ.
10	Bradley Wallace	RHP	Arkansas State Univ.

2013 TOP 10 DRAFT PICKS

RD	NAME	POS	SCHOOL
1	Nick Ciuffo	C	Lexington (SC) HS
1	Ryne Stanek	RHP	Univ. of Arkansas
2	Riley Unroe	SS	Desert Ridge (AZ) HS
3	Thomas Milone	CF	Masuk (CT) HS
4	Kean Wong	2B	Waiakea (HI) HS
5	Johnny Field	2B	Univ. of Arizona
6	Stephen Woods Jr.	RHP	Half Hollow Hills East (NY) HS
7	Tyler Young	2B	Univ. of Louisville
8	Roel Ramirez	RHP	United South (TX) HS
9	Austin Pruitt	RHP	Univ. of Houston
10	Aaron Griffin	RHP	Loyola Marymount Univ.

BOLD INDICATES PLAYER SIGNED



2012 TOP 10 DRAFT PICKS

RD	NAME	POS	SCHOOL
1	Richie Shaffer	3B	Clemson Univ.
2	Spencer Edwards	SS	Rockwall (TX) HS
3	Andrew Toles	OF	Chipola Coll.
4	Nolan Gannon	RHP	Santa Fe Christian (CA) HS
5	Bralin Jackson	OF	Raytown South (MO) HS
6	Damion Carroll	RHP	King George (VA) HS
7	Marty Gantt	OF	Coll. of Charleston
8	Luke Maile	C	Univ. of Kentucky
9	Joey Rickard	OF	Univ. of Arizona
10	Sean Bierman	LHP	Univ. of Tampa

2011 TOP 10 DRAFT PICKS

RD	NAME	POS	SCHOOL
1	Taylor Guerrieri	RHP	Spring Valley (SC) HS
1	Mikie Mahtook	OF	Louisiana State Univ.
1	Jake Hager	SS	Sierra Vista (NV) HS
1A	Brandon Martin	SS	Santiago (CA) HS
1A	Tyler Goeddel	3B	St. Francis (CA) HS
1A	Jeff Ames	RHP	Lower Columbia JC (WA)
1A	Blake Snell	LHP	Shorewood (WA) HS
1A	Kes Carter	OF	Western Kentucky Univ.
1A	Grayson Garvin	LHP	Vanderbilt Univ.
1A	James Harris Jr.	OF	Oakland Tech (CA) HS
2	Granden Goetzman	OF	Palmetto (FL) HS
2	Lenny Linsky	RHP	Univ. of Hawaii
3	Johnny Eierman	SS	Warsaw (MO) HS
4	Ricco Torrez	3B	Arizona State Univ.
5	Jonathan Davis	3B	Elk Grove (CA) HS
6	Jake Floethe	RHP	Cal State Fullerton
7	Ryan Carpenter	LHP	Gonzaga Univ.
8	John Alexander	1B	Glendora (CA) HS
9	Matt Rice	C	Western Kentucky Univ.
10	Jake Faria	RHP	Gahr (CA) HS

2010 TOP 10 DRAFT PICKS

RD	NAME	POS	SCHOOL
1	Josh Sale	OF	Bishop Blanchet (WA) HS
1	Justin O'Conner	C	Cowan (IN) HS
1A	Drew Vetteson	OF	Central Kitsap (WA) HS
2	Jake Thompson	RHP	Long Beach State Univ.
2	Derek Dietrich	SS	Georgia Tech Univ.
3	Ryan Brett	SS	Highline (WA) HS
4	Austin Wood	RHP	St. Petersburg (FL) Coll.
5	Ian Kendall	RHP	Ashland (OR) HS
6	Jesse Hahn	RHP	Virginia Tech Univ.
7	Michael Lorenzen	CF	Fullerton (CA) HS
8	Merrill Kelly	RHP	Arizona State Univ.
9	Jake DePew	C	Granite City (IL) HS
10	Deshun Dixon	CF	Terry (MS) HS

2009 TOP 10 DRAFT PICKS

RD	NAME	POS	SCHOOL
1	LeVon Washington	CF	Buchholz (FL) HS
2	Kenneth Diekroeger	SS	Menlo (CA) HS
3	Todd Glaesmann	CF	Midway (TX) HS
4	Lucas Bailey	C	Troup County (GA) HS
5	Jeffrey Malm	1B	Bishop Gorman (NV) HS
6	Devlin Fuller	RHP	Chandler Gilbert (AZ) CC
7	Cody Rogers	CF	Panola (AZ) JC
8	Brett Nommensen	CF	Eastern Illinois Univ.
9	Kevin James	LHP	Whitefish Bay (WI) HS
10	Derek Dennis	SS	Forest Hills Central (MI) HS

2008 TOP 10 DRAFT PICKS

RD	NAME	POS	SCHOOL
1	Tim Beckham	SS	Griffin (GA) HS
2	Kyle Lobstein	LHP	Coconino (AZ) HS
3	Jacob Jefferies	C	UC Davis
4	Ty Morrison	OF	Tigard (OR) HS
5	Michael Sheridan	1B	William & Mary Coll.
6	Shane Dyer	RHP	South Mountain CC
7	Jason Corder	OF	Cal State-Long Beach
8	Anthony Scelfo	2B	Tulane Univ.
9	Shawn Smith	LHP	Saugus (CA) HS
10	Matthew Hall	SS	Auburn Univ.

2007 TOP 10 DRAFT PICKS

RD	NAME	POS	SCHOOL
1	David Price	LHP	Vanderbilt Univ.
2	William Kline	RHP	Univ. of Mississippi
3	Nicholas Barnese	RHP	Simi Valley (CA) HS
4	David Newman	LHP	Texas A&M Univ.
5	Dustin Biell	CF	Inglemoor (WA) HS
6	Emeel Salem	CF	Univ. of Alabama
7	Reid Fronk	LF	Univ. of North Carolina
8	Matt Moore	LHP	Moriarty (NM) HS
9	William Cipriano	2B	Univ. of California-Irvine
10	Greg Sexton	3B	William & Mary Coll.

2006 TOP 10 DRAFT PICKS

RD	NAME	POS	SCHOOL
1	Evan Longoria	3B	Long Beach State Univ.
2	Josh Butler	RHP	Univ. of San Diego
3	Nick Fuller	RHP	Kell (GA) HS
4	Alex Cobb	RHP	Vero Beach (FL) HS
5	Shawn O'Malley	SS	Southridge (WA) HS
6	Nevin Ashley	C	Indiana State Univ.
7	Ryan Reid	RHP	James Madison Univ.
8	Tyree Hayes	RHP	Tomball (TX) HS
9	Eligio Sonoqui	1B	Cesar Chavez (AZ) HS
10	Desmond Jennings	CF	Itawamba (AL) JC

BOLD INDICATES PLAYER SIGNED



2005 TOP 10 DRAFT PICKS

RD	NAME	POS	SCHOOL
1	Wade Townsend	RHP	Rice Univ.
2	Chris Mason	RHP	UNC Greensboro
3	Bryan Morris	RHP	Tallahoma (TN) HS
4	Jeremy Hellickson	RHP	Hoover (IA) HS
5	Michael McCormick	3B	Marist (OR) HS
6	Gregory Reinhard	RHP	Univ. of Wisc.-Whitewater
7	Michael Wlodarczyk	LHP	Boston Coll.
8	Andrew Lopez	OF	Elk Grove (CA) HS
9	Derek Feldkamp	RHP	Univ. of Michigan
10	John Matulia	OF	Eustis (FL) HS

2004 TOP 10 DRAFT PICKS

RD	NAME	POS	SCHOOL
1	Jeff Niemann	RHP	Rice Univ.
2	Reid Brignac	SS	St. Amant (LA) HS
3	Wade Davis	LHP	Lake Wales (FL) HS
4	Matthew Spring	C	Dixie State (UT) JC
5	Jake McGee	LHP	Edward Reed (NV) HS
6	Ryan Royster	LF	Churchill (OR) HS
7	Fernando Perez	CF	Columbia Univ.
8	John Rhynes Hughes	1B	Pearl River (MS) CC
9	Joseph Muro	RHP	Mt. San Antonio (CA) Coll.
10	Matt Walker	RHP	Central (LA) HS

2003 TOP 10 DRAFT PICKS

RD	NAME	POS	SCHOOL
1	Delmon Young	RF	Camarillo (CA) HS
2	James Houser	LHP	Sarasota (FL) HS
3	Andrew Miller	LHP	Buchholz (FL) HS
4	Travis Schlichting	3B	Round Rock (TX) HS
5	Jonathan Barratt	LHP	Hillcrest (MO) HS
6	Christian Lopez	C	Hialeah (FL) HS
7	Brian Henderson	LHP	Univ. of Houston
8	Matthew Maniscalco	SS	Mississippi State Univ.
9	William Buckner	RHP	Young Harris (GA) JC
10	Shawn Cumberland	CF	Pace (FL) HS

2002 TOP 10 DRAFT PICKS

RD	NAME	POS	SCHOOL
1	B.J. Upton	SS	Greenbrier Chr. Acad. (VA)
2	Jason Pridie	CF	Prescott (AZ) HS
3	Elijah Dukes	CF	Hillsborough (FL) HS
4	Wesley Bankston	OF	Plano East (TX) HS
5	Mark Romanczuk	LHP	St. Marks (DE) HS
6	Cesar Ramos	LHP	El Rancho (CA) HS
7	Jeffrey Autrey	RHP	Univ. of North Carolina
8	Joseph Gomes	LF	Santa Clara Univ.
9	Christopher Leroux	CF	St. Joseph (Ontario) SS
10	Jason Hammel	RHP	Treasure Valley (OR) CC

2001 TOP 10 DRAFT PICKS

RD	NAME	POS	SCHOOL
1	Dewon Brazelton	RHP	Middle Tennessee St. Univ.
2	Jon Switzer	LHP	Arizona State Univ.
3	Christopher Flinn	RHP	Stony Brook Univ.
4	David Bush	RHP	Wake Forest Univ.
5	Christopher Seddon	LHP	Canyon (CA) HS
6	Matt Rico	RF	Fresno CC
7	Timothy King	LHP	Deer Park (TX) HS
8	Aaron Clark	RF	Univ. of Alabama
9	Fernando Cortez	3B	Grossmont (CA) JC
10	Jason St. Clair	SS	Desert Vista (AZ) HS

2000 TOP 10 DRAFT PICKS

RD	NAME	POS	SCHOOL
1	Rocco Baldelli	OF	Bishop Hendricken (RI) HS
5	Jace Brewer	SS	Baylor Univ.
6	Daniel Massiatte	C	Univ. of Louisiana-Lafayette
7	Mike Krga	SS	St. Ignatius (IL) HS
8	Dennis Malaska	LHP	Akron Univ.
9	John Dischiavo	RHP	Las Vegas (NV) HS
10	John Benedetti	RHP	Augustana (IL) Coll.
11	Hans Smith	LHP	Fresno State Univ.
12	Kelly Eddlemon	3B	Sam Houston State Univ.
13	Richard Dorman	RHP	Western Baptist Univ.

1999 TOP 10 DRAFT PICKS

RD	NAME	POS	SCHOOL
1	Josh Hamilton	CF	Athens Drive (NC) HS
2	Carl Crawford	CF	Jeff Davis (TX) HS
3	Doug Waechter	RHP	Northeast (FL) HS
4	Alex Santos	RHP	Univ. of Miami
5	Seth McClung	RHP	Greenbrier East (WV) HS
6	Eric Henderson	LHP	Santa Fe (FL) CC
7	Andrew Beinbrink	3B	Arizona State Univ.
8	Ryan Gloger	LHP	Jesuit (FL) HS
9	Dan Ortiz	1B	Hemet (CA) HS
10	Nathan Cromer	LHP	Lincoln (IA) HS

1998 TOP 10 DRAFT PICKS

RD	NAME	POS	SCHOOL
4	Joshua Presley	1B	Westminster Acad. (FL)
5	Aubrey Huff	3B	Univ. of Miami
6	Ryan Rupe	RHP	Texas A&M Univ.
7	John Jacobs	3B	Marin Catholic (CA) HS
8	Joe Kennedy	LHP	Grossmont (CA) JC
9	Brian Martin	1B	Central Union (CA) HS
10	Ben Keiter	RHP	Arvada West (CO) HS
11	Steve Goodson	1B	Cowley (KS) CC
12	Adam Flohr	LHP	Portland State Univ.
13	Vaughn Dickson	LHP	Dalton (GA) HS

BOLD INDICATES PLAYER SIGNED



1997 TOP 10 DRAFT PICKS

RD	NAME	POS	SCHOOL
1	Jason Standridge	RHP	Hewitt Trussville (AL) HS
2	Kenny Kelly	OF	Tampa Catholic HS
3	Barrett Wright	RHP	Myers Park (NC) HS
4	Todd Belitz	LHP	Washington State Univ.
5	Marquis Roberts	LHP	McLane (CA) HS
6	Matthew Mansfield	RHP	Jacksonville (AR) HS
7	Eddy Reyes	RHP	Univ. of Miami
8	Jack Joffrion	SS	Lamar Univ.
9	Toby Hall	C	Univ. Nevada Las Vegas
10	Dane Hutchens	RHP	Anderson (TX) HS

1996 TOP 10 DRAFT PICKS

RD	NAME	POS	SCHOOL
1	Paul Wilder	OF	Cary (NC) HS
2	Douglas Johnson	3B	Buchholz (FL) HS
3	Edward Kofler	RHP	Tarpon Springs (FL) HS
4	Cedrick Bowers	LHP	Chiefland (FL) HS
5	Álex Sánchez	CF	Miami Dade Wolfson (FL) HS
6	Elliott Brown	RHP	Auburn Univ.
7	Mickey Calloway	RHP	Univ. of Mississippi
8	Matt Quatraro	C	Old Dominion Univ.
9	Dennis Pujals	RHP	Univ. of Miami
10	Chie Gunner	OF	Grandview (MO) HS


BOLD INDICATES PLAYER SIGNED

DID YOU KNOW?

TAMPA BAY ORGANIZATION CHAMPIONS

YEAR	TEAM	LEAGUE
1997	St. Petersburg Devil Rays	Florida State League (A)
1999	Orlando Rays	Southern League (AA)
	Hudson Valley Renegades	New York-Penn League (SS-A)
2002	Durham Bulls	International League (AAA)
2003	Durham Bulls	International League (AAA)
2006	Montgomery Biscuits	Southern League (AA)
2007	Columbus Catfish	South Atlantic League (A)
	Montgomery Biscuits	Southern League (AA)
2009	Durham Bulls	International League (AAA)
	VSL Rays	Venezuelan Summer League (R)
2011	VSL Rays	Venezuelan Summer League (R)
2012	Hudson Valley Renegades	New York-Penn League (SS-A)
2013	Durham Bulls	International League (AAA)
2015	Charlotte Stone Crabs	Florida State League (A)
2017	Durham Bulls	International League (AAA)
	Hudson Valley Renegades	New York-Penn League (SS-A)
2018	Durham Bulls	International League (AAA)
	Bowling Green Hot Rods	Midwest League (A)
	DSL Rays 1	Dominican Summer League (R)





BROADCAST INFORMATION



Rays fans have enjoyed remarkable stability in the TV and radio booths. Dewayne Staats and Brian Anderson enter their 12th season together in the TV booth, and Staats has handled play-by-play since the inaugural 1998 season. On the radio side, Dave Wills and Andy Freed begin their 16th season together; only the Giants and Tigers have longer-tenured full-season radio broadcast duos. Spanish radio broadcasters Enrique Oliu and Ricardo Taveras embark on their 18th season together.

WILL VRAGOVIC / TAMPA BAY RAYS; KEVIN SABITUS / TAMPA BAY RAYS

WAYS ON TELEVISION



DEWAYNE STAATS

Dewayne anchors the Emmy Award-winning FOX Sports Sun telecast this year, his 45th season broadcasting major league baseball and 23rd with the Rays. Dewayne has also handled play-by-play for FOX Sports national baseball coverage. He has broadcast more than 6,000 MLB games in his career, including nine no-hitters. Before joining the Rays, he spent three years calling play-by-play for a variety of ESPN sports broadcasts. He began his major league play-by-play career as the radio and TV voice of the Astros from 1977-84, then for the Cubs from 1985-89. He was the lead play-by-play announcer for the Yankees from 1990-94, and spent the 1994-95 seasons calling the action for The Baseball Network (ABC/NBC). Dewayne began his baseball career as the radio voice of the Oklahoma City 89ers (1973-74). In 1975-76 he was sports director at KPLR TV in St. Louis and received an Emmy nomination. A 1975 graduate of SIU-Edwardsville, where he began his sports career with WSIE Radio, Dewayne earned Distinguished Alumnus of the Year honors in 1987 and was inducted into its Alumni Hall of Fame in 2010. Dewayne was named a finalist for the Ford C. Frick Award, presented annually by the National Baseball Hall of Fame, in 2012, 2013, 2016 and 2019. He was named the 2013 Florida Sportscaster of the Year by the National Sportscasters and Sportswriters Association. In 2015, Dewayne authored *Position to Win: A Look at Baseball and Life From the Best Seat in the House*, which chronicles his life and career in sports broadcasting. Dewayne was inducted into the Tampa Bay Sports Club Hall of Fame in 2018. He and his wife, Carla, support a number of causes, including military combat veterans via their 501(c)(3) charity W.A.R. (Warriors at Rest). He has two daughters, Stephanie Wheeler and Alexandra, and three grandchildren: Gabriel, 15; Zachary, 12; and Evie, 9.



BRIAN ANDERSON

Brian enters his 10th season as full-time television color analyst on FOX Sports Sun and his 12th season as part of the Rays broadcast. Brian previously served on the major league staff as assistant to the pitching coach, working under Jim Hickey from March 2008 through the 2009 season. He also filled in as broadcaster for the Indians on Sports Time Ohio and hosted a weekly highlights show while recovering from injury in 2007. Brian spent 13 seasons pitching in the majors with the Angels, Indians and Royals, and was a member of the 2001 World Champion Diamondbacks. He was selected third overall by the Angels in the 1993 June Draft and the following season was named the *Sporting News* AL Rookie of the Year. He was also selected by the Diamondbacks as their first pick in the 1997 Expansion Draft. Brian was inducted to the Greater Cleveland Sports Hall of Fame on Sep 30, 2015 and made his acceptance speech by phone during the Rays broadcast. He and his wife, Jessica Marie, reside in St. Petersburg. Brian has three children: Rylyn Mae, 15; Jackson James, 13; and Harper Marie, 4.



TRICIA WHITAKER

Tricia begins her second season on the FOX Sports Sun telecast as the in-game reporter and host of select feature episodes. Prior to joining the Rays broadcast, the Stuart, Fla. native spent four years covering local sports with the CBS affiliate in Indianapolis, including the Indiana Pacers, IndyCar racing, college basketball and the Indianapolis Colts. Her career experience also includes a two-year stint covering professional and collegiate teams, including the Brewers, for the ABC affiliate in Green Bay. Her professional career began as a web reporter with the Indiana Pacers and Indiana Fever. Tricia graduated from Indiana University with a degree in communications. She has returned to teach courses at IU's media school as an adjunct professor for the past three years.





RICH HOLLENBERG

Rich enters his seventh season covering the Rays on television with the FOX Sports Sun broadcast team. He began his broadcast career as a sports anchor with the ABC affiliate in Great Falls, Mont. in 1995, then served as the sports director with Time Warner Cable (now Spectrum Sports) in Clearwater from 1995-97, where he received a CableACE award for the best local sports program. Rich has also served as host of "H.S. Sports Extra" for WTVT FOX-13 from 1996-98, the in-arena voice for the Tampa Bay Lightning and Tampa Bay Storm from 1999-2002 and a host for a variety of other regional sports and lifestyle programs. He spent a number of years as a national reporter for NFL Network as well. During the baseball offseason, Rich handles college basketball play-by-play duties on ESPN Networks. Rich earned a bachelor's degree in broadcast journalism from the Newhouse School at Syracuse University in 1993. A New Jersey native, Rich has called the Tampa Bay area home for 25 years. He and his wife, Jill, reside in St. Petersburg with their three children: Jason, 16; Lindsey, 14; and Bryan, 10.



ORESTES DESTRADE

Orestes begins his ninth season as a pre- and postgame host for FOX Sports Sun and an in-game sideline analyst for select Rays home games. In 2017, Orestes and his FOX Sports Sun crew won a Suncoast Sports Emmy Award for "Demo Day," a one-time special program that aired during a Rays home game. Prior to joining the Rays broadcast, Orestes worked for ESPN as a host on *Baseball Tonight* and an analyst for the Little League World Series for five years. He also hosted live weekday radio sports talk shows on XM Radio and ESPN Radio, in addition to making several appearances on ESPN Deportes' TV and radio programs. Orestes covered the 2014 and 2015 World Series for Univision Deportes as their lead studio analyst. Orestes spent 15 seasons in pro baseball with the Yankees, Pirates, Seibu Lions of the Japanese Pacific League and the Marlins as a designated hitter, first baseman and outfielder. He led NPB in home runs for three consecutive seasons (1990-92) and was named Most Valuable Player of the 1990 Japan Series. He was a member of the Marlins inaugural 1993 season, leading the team with 20 HR and 87 RBI. Born in Santiago de Cuba, Cuba, Orestes and his family immigrated to Miami in 1968 when he was six years old. He and his wife, Drisana, reside in Tampa. Orestes has four children: Danielle, 32; Devin, 28; Armando, 15; and Bella, 12.



DOUG WAECHTER

Doug begins his sixth season providing in-depth pitching analysis as a member of FOX Sports Sun's pre- and postgame shows. In 2017, Doug and his FOX Sports Sun crew won a Suncoast Sports Emmy Award for "Demo Day," a one-time special program that aired during a Rays home game. Doug is a St. Petersburg native and graduate of Northeast High School. Prior to being selected out of high school by the Devil Rays in the third round of the 1999 June Draft, he had signed a letter of intent to play football at the University of South Florida. With his 2003 debut, he became the first St. Petersburg native to play for the Rays. He remains one of three Rays players born in St. Petersburg, along with Casey Kotchman and Ryan Weber. In his first major league start, on Sep 3, 2003 at Tropicana Field, he pitched a 2-hit shutout against the Mariners. He spent six years in the majors with the Devil Rays, Marlins and Royals and 11 seasons overall in professional baseball. Doug coaches his two children, Kaden (12) and Karsyn (10), in baseball and softball, and is a realtor in the Tampa Bay area. In 2004, he was presented a key to the city of St. Petersburg by Mayor Rick Baker. Doug and his wife, Kristin, reside in St. Petersburg with their children.



RAYS ON RADIO



ANDY FREED

Andy returns to the booth for his 16th season with the Rays broadcast team. He joined the Rays after serving as the voice of the Triple-A Pawtucket Red Sox for four seasons. Andy was also the voice of the Double-A Trenton Thunder (Red Sox) for five seasons (1996-2000) and was inducted into the Trenton Baseball Hall of Fame in 2018. He began his play-by-play career with the St. Lucie Mets of the Class-A Florida State League in 1994-95. Andy's baseball radio career began as a broadcast assistant with the Orioles flagship station

WBAL conducting postgame interviews for all home games during the 1990-93 seasons.

His other play-by-play experience includes college basketball for ESPN Regional (2004-present), Providence College (2003-05) and Rider University (1996-2001). He also broadcast for The College of New Jersey football and Baltimore Spirit soccer. Freed is a graduate of Towson State (Md.) University, where he called basketball, football and lacrosse during his time at school. Andy was named 2015 Florida Sportscaster of the Year by the National Sportscasters and Sportswriters Association. He enthusiastically works with the ALS Association. In addition to reciting Lou Gehrig's famous speech at Tropicana Field every year on "ALS Night," he emcees various local events, including their annual "Ride to Defeat ALS." He and his wife, Amy, reside in Bradenton, Fla. with their daughter Sarah, 17, twins Casey and Maddie, 10, and rescue dog, Charlie.



DAVE WILLIS

Dave enters his 16th season in the Rays radio booth. He came to the Rays having spent 11 seasons as part of the White Sox radio broadcast team hosting the pre- and postgame shows and filling in the booth when necessary. His first play-by-play action came with the Class-A Kane County Cougars of the Midwest League from 1991-95, where he was the franchise's first radio voice. Dave was the radio voice of University of Illinois-Chicago men's basketball from 1997-2005 and has also done some television play-by-play for the Flames. He also anchored the pre- and postgame shows for Notre Dame football and

basketball, and served as co-host of the Kevin White Show while with ESPN Radio 1000 (Chicago). From 2000-05, Dave did television work with Comcast's Sports Weekly high school highlight show. Dave served as the pitching coach/recruiting coordinator with Elmhurst (Ill.) College in 1989, and as interim head coach at the University of Chicago in 1990. He owns bachelor's degrees in speech communication and urban studies from Elmhurst, where he played baseball for three years. In 2016, Dave was inducted into the Irish-American Baseball Hall of Fame at Foley's Pub & Restaurant in New York City. He participates in the Hillsborough County Great American Teach-In and assists with Rays community efforts, among them Tampa Bay's Buddy Baseball League. He and his wife, Elizabeth, have a son, Alex, and a daughter, Michelle. They reside in Lutz.



NEIL SOLONDZ

Neil begins his ninth season on the Rays Baseball Network as host of the pre- and postgame shows, fill-in play-by-play voice and studio analyst, as well as *This Week in Rays Baseball* and the video program *Prospect Spotlight*. Before joining the Rays full time, Neil was the radio voice of the Triple-A Durham Bulls from 2004-11, and filled in on the Rays pre- and postgame show from 2010-11. While with Durham, he broadcast the Triple-A All-Star Game and the Triple-A National Championship Game to a nationwide audience.

Before the Bulls, Neil broadcast minor league games for the Class-A Lakewood BlueClaws (Phillies) and the Class-A Quad City River Bandits (Twins). This offseason, he was part of the TV broadcast for the Olympic baseball qualifier Premier12 in South Korea, and he has done other freelance work for regional and college TV and radio networks. Neil attended Rutgers University, where he received a bachelor's degree in English. He and his wife, Sari, reside in Palm Harbor with their daughters, Emily, 13, and Abby, 12.



RAY'S ON SPANISH RADIO



ENRIQUE OLIU

Enrique returns for his 22nd season as color analyst on the Rays Spanish broadcast. He received the Alexis Arguello Award, given to the top sports figures in Nicaragua, and the Nicaraguan Sportswriters Association Award for his accomplishments in the world of sports during the 2016 season. In February 2009, Enrique was inducted into the Florida College Sports Hall of Fame for his impact on the college and in life. He is the subject of the award-winning 2009 documentary *Henry O!*, filmed by Boston-based Rosemont Productions during the 2007 season. Born in Nicaragua, Enrique came to the United

States at age 10 and attended the St. Augustine School for the Blind. He called his first professional action in 1989 for the Jacksonville Expos, and then served as color commentator for the St. Petersburg Pelicans of the Senior Professional Baseball League. Prior to that, he was the public address announcer for seven years for Florida College baseball in Tampa. He also appeared as a regular contributor on *Solamente Pelota* ("Only Baseball") on SiriusXM, hosted his own show on WQBN 1300 AM and has been a guest analyst on USF Spanish broadcasts and on baseball broadcasts and talk shows in Managua, Nicaragua. He has also called action for the Tampa Bay Storm of the Arena Football League (2003-05) and served as the Spanish voice for the Tampa Bay Buccaneers in 2002-03. Enrique owns a communications degree from the University of South Florida. He delivered the keynote address at the Florida School for the Deaf and Blind's 100th commencement in May 2014. His wife, Debbie, closely assists him on the broadcasts. The two reside in St. Petersburg.



RICARDO TAVERAS

Ricardo begins his 18th season calling play-by-play on the Rays Spanish broadcast. Taveras has more than three decades of radio experience. He has also worked locally as a sportscaster for Mira TV Tampa. Ricardo began as a sports commentator in his native Dominican Republic and was program director for HIVG 870 AM and HIVP 970 AM from 1990- 92. He also served as assistant program director for WRVW in Providence, R.I., for three years, and as a sales executive for Telemundo Tampa from 2011-13.

RADIO AFFILIATES


- ◆ **WDAE 95.3 FM/620 AM**
Tampa/St. Petersburg (Flagship)
 - ◆ **WGES 680 AM/92.9 FM**
Tampa (Spanish)
 - ◆ **WMGG 1470 AM/101.9 & 96.1 FM**
Tampa (Spanish)
 - ◆ **WFLN 1480 AM/104.5 FM**
Arcadia
 - ◆ **WWJB 1450 AM/101.9 & 103.9 FM**
Brooksville
 - ◆ **WDCF 1350 AM**
Dade City
 - ◆ **WENG 1530/107.5 FM**
Englewood
 - ◆ **WJBX 770 AM/104.3 & 101.5 FM**
Fort Myers
 - ◆ **WRUF 850 AM/98.1 FM**
Gainesville
 - ◆ **WXJB 99.9 FM**
Homosassa
 - ◆ **WORL 660 AM/105.5 FM**
Orlando
 - ◆ **WKII 1070 AM**
Port Charlotte
 - ◆ **WZHR 1400 AM**
Zephyrhills

For the full network listing, please visit raysbaseball.com/radio.





TROPICANA FIELD & MISC.



Since 2008, Tropicana Field has hosted 17 postseason baseball games over five visits to the playoffs. The Rays won both games they hosted in the 2019 ALDS against the Astros, forcing a Game 5 in Houston after trailing 2-0 in the series. Over the past three years, Rays ownership has invested more than \$20 million in capital improvements to the facility. This includes new LED lights, a more intimate seating capacity, the Left Field Ledge and an overhauled food, beverage and retail space.

KEVIN SABITUS / TAMPA BAY RAYS; MIKE EHLMANN / GETTY IMAGES; MATT MAY / TAMPA BAY RAYS

TROPICANA FIELD



MIKE CARLSON / MLB PHOTOS VIA GETTY IMAGES

- ◆ Tropicana Field will transition to exclusive use of mobile tickets in advance of the 2020 season. Mobile ticketing improves ballpark security and limits the risk of fraudulent entry, as well as decreases the facility's paper waste.
- ◆ The Rays this offseason extended the knotless safety nets to the ends of Sections 125 and 126. The change comes two years after the nets were extended from the inside of the dugouts to the far ends of the dugouts.
- ◆ Tropicana Field was announced in January 2019 as the first cash-free sports venue in North America, resulting in reduced transaction times and shortened lines around the ballpark.
- ◆ Originally named the Florida Suncoast Dome, Tropicana Field's 1.1 million square feet include unique design features and fan amenities found nowhere else in the major leagues.
- ◆ The venue opened to the public on March 3, 1990, at a cost of \$138 million. It became the ThunderDome in 1993 with the arrival of the National Hockey League expansion franchise, the Tampa Bay Lightning. It was renamed Tropicana Field on Oct 4, 1996, in accordance with a naming rights agreement between the Rays and Bradenton's Tropicana Dole Beverages.
- ◆ Since 2005, the Rays have invested an estimated \$50 million into capital improvements at Tropicana Field.
- ◆ Prior to the 2019 season, the tarped seats in left field were replaced by the Louisiana Hot Sauce Left Field Ledge, an all-inclusive group area featuring a full-service bar, ledge tables and seated drink rails. Seating at Tropicana Field was reconfigured to concentrate fans closer to the field by eliminating the upper deck level. In addition, the existing field lights were replaced with energy-efficient LED lights, enhancing on-field playability and in-game entertainment.
- ◆ In 2018, the Rays partnered with Levy to overhaul the food, beverage and retail experience, including "food halls" and a renovated team store.
- ◆ Between 2013-14, the Rays added 360-degree pedestrian circulation around the lower seating bowl. The improved circulation provides easier access to and from ballpark gates, concessions and activity areas throughout the facility.
- ◆ Over 2006-07, the Rays invested more than \$18 million toward improvements to Tropicana Field, including the creation of the Rays Club and the installation of new video boards and a sound system.
- ◆ Tropicana Field is also the world's only professional sports facility that features live rays. The Rays Touch Tank opened in 2006, and is located just behind the right-center field wall. Through a unique partnership with the Florida Aquarium, there are over 20 cownose rays that fans can



touch throughout the game. The 10,000-gallon tank is sponsored by the Pinellas County Visitors Bureau and FloridaBeaches.com, and is one of the 10 largest in the United States.

- ◆ Tropicana Field and Toronto's Rogers Centre both feature an artificial surface and all-dirt base paths. Only four other artificial turf ballparks have ever featured all-dirt base paths: Houston's Astrodome (1966-71), San Francisco's Candlestick Park (1971), Pittsburgh's Three Rivers Stadium (1970-72) and St. Louis' Busch Stadium (1970-76).
- ◆ The Rays installed new Shaw Sports Turf for the 2019 season, the seventh surface in 22 seasons. They began play in 1998 on AstroTurf, went to a FieldTurf surface in 2000 and FieldTurf's improved product in 2007. In 2011, AstroTurf installed Game Day Grass 3D-60 H. The first of three Shaw Sports Turf surfaces was installed for the 2017 season.
- ◆ Tropicana Field features the world's largest cable-supported domed roof following the demolition of the Georgia Dome in 2017. It's made of six acres of translucent, Teflon-coated fiberglass and supports itself with 180 miles of cables con-

nected by struts. Opposing forces of tension and compression keep the roof in an arc. Tropicana Field's roof is slanted at a 6.5-degree angle, dropping from 225 feet above second base to 85 feet at the center field wall. The slanted roof reduced the overall construction costs and decreased the volume of air under the dome by 16.8 million cubic feet, decreasing the amount of air requiring climate control. It is built to withstand winds of up to 115 miles per hour.

- ◆ Though originally built for baseball, there have been 14 other sports and events held there. These include hockey, basketball, football, sprint car racing, gymnastics, soccer, tennis, weight lifting, table tennis, karate, motorcycle racing, equestrian events, track and figure skating.
- ◆ In addition to the 2008 World Series, the facility was also home to the 1999 NCAA Basketball Final Four featuring Duke, Ohio State, Michigan State and eventual-champion Connecticut. The largest crowd to date—47,150—appeared at the Aug 11, 1990 concert featuring New Kids on the Block. It is currently home to college football's East-West Shrine Game.

TROPICANA FIELD AT A GLANCE

FENCE DIMENSIONS

Left Field Line	315 ft.
Left Field Alley	370 ft.
Left-Center	410 ft.
Center Field	404 ft.
Right-Center	404 ft.
Right Field Alley	370 ft.
Right Field Line	322 ft.

FENCE HEIGHTS

Left Field Corner	4 ft., 11 in.
Left Field	11 ft., 5 in.
Center Field	9 ft., 4 in.
Right Field	11 ft., 5 in.
Right Field Corner	9 ft., 1 in.

PLAYING SURFACE

Shaw Sports Turf

ROOF HEIGHTS

Highest Point	225 ft. at 2B
Lowest Point	85 ft. at CF wall

PARKING

Approximately 5,000 on-site spaces

CAPACITY

25,025

TROPICANA FIELD TICKET PURCHASING INFO

TICKET PURCHASE BY WALK-UP

BayCare Box Office at Tropicana Field
One Tropicana Drive, Gate 1
(next to Rotunda, east side of ballpark)

**For the most up-to-date box office hours,
please visit raysbaseball.com/guide.**

TICKET PURCHASE BY PHONE

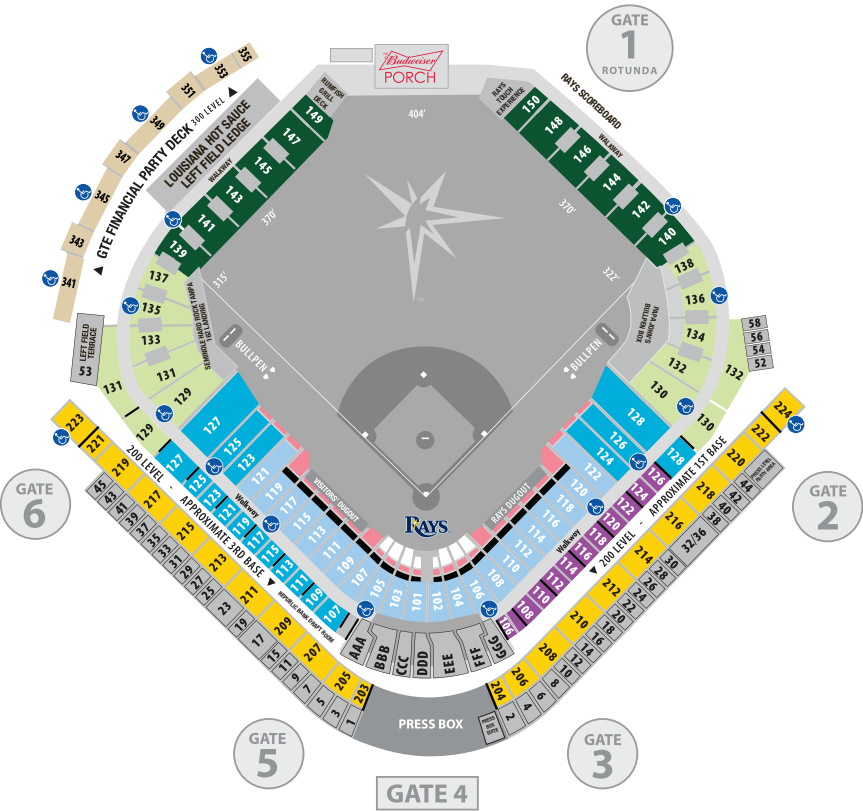
1-888-FAN-RAYS

TICKET PURCHASE ONLINE

raysbaseball.com



2020 TROPICANA FIELD SEATING CHART



- DEX Imaging Home Plate Club
- Rays Club
- Fieldside Box
- Lower Infield Box
- Lower Box Preferred

- Lower Box
- Press Level
- Outfield
- Lower Corners
- GTE Financial Party Deck



CHARLOTTE SPORTS PARK



SKIP MILOS / TAMPA BAY RAYS

On Sep 20, 2006, the Rays and the Charlotte County Board of Commissioners signed a 20-year agreement for the team to conduct spring training at Charlotte Sports Park, the spring training home of the Texas Rangers from 1987–2002. Following an 18-month renovation, the park became the Rays official spring home on Feb 25, 2009, when Tampa Bay hosted the Cincinnati Reds. The Rays went on to set the club spring training attendance record and sold out eight home games in their first season in Charlotte County. In 2014, readers of *USA Today* voted Charlotte Sports Park their favorite spring training destination.

■ CHARLOTTE STONE CRABS

Owned and operated by the Caribbean Baseball Initiative (CBI) led by Lou Schwechheimer, the Stone Crabs are the summer resident of Charlotte Sports Park. The Rays Class-A affiliate plays 70 regular season games at CSP.

■ IMPROVEMENTS

Prior to the 2020 spring season, the Rays funded \$2.5 million in facility improvements, resulting in 27,000 square feet of new or renovated spaces primarily aimed at increasing and modernizing the amount of indoor player training space on site. Changes included a state-of-the-art training facility and climate-controlled batting cages.

■ SIZE

82 acres, including the ballpark and 5½ practice fields. The practice fields are home to minor league spring training games and the GCL Rays.

■ ARCHITECT

Populous, formerly known as HOK Sport Facilities Group, Inc. (Kansas City, Mo.)

■ FINANCING

The \$27.2 million renovation and expansion project was funded by the Charlotte County Board of Commissioners' unanimous approval (4-0) of a fifth-cent tourism tax, a contribution from the Rays and a \$15 million grant from the Florida Sports Foundation and the State's Office of Tourism.

■ SEATING CAPACITY

The ballpark features a diversity of seating areas, including over 5,000 fixed seats and two berm areas and other general admission areas that can accommodate over 1,000 additional fans, all within an intimate ballpark setting. The stadium capacity is 6,823.

■ PLAYER FACILITIES

A 44,000-square-foot, two-story clubhouse building beyond right field features locker rooms for Rays major and minor league players and houses the Rays Player Development center. The nearby Athletic Performance Center opened ahead of the 2020 spring season and features 10,500 square feet of continuous training space.

■ PLAYING FIELD DIMENSIONS

Left Field Line	343 ft.
Left Field Alley	384 ft.
Center Field	414 ft.
Right Field Alley	384 ft.
Right Field Line	343 ft.

■ VIDEO BOARD

A new 15'6" by 36' HD video board from Daktron-ics was installed in 2017.

■ BASEBALL BOARDWALK

A 19,000-square-foot wooden concourse stretches around the outfield to provide 360-degree pedestrian circulation. It also features a full-liquor tiki bar with seating for up to 69 fans at a time.

■ TEAM STORE

Located just inside the entry gate behind home plate, a 2,800-square-foot team store is open daily during spring training.

■ GROUP SEATING

Three party areas located on the boardwalk are available to groups and can seat a total of 276 fans. Suites are also available for group purchase on a per-season or per-game basis.



SPRING TRAINING 2020

SPRING TRAINING INFO

FEB 12 – MARCH 24

HOME STADIUM

Charlotte Sports Park
Tampa Bay Rays
2300 El Jobean Road
Port Charlotte, FL 33948

COMMUNICATIONS

Phone

(941) 235-5044

Fax

(941) 235-5095

Email

media@raysbaseball.com

REPORT DATES

Pitchers & Catchers

Wednesday, Feb 12

Position Players

Monday, Feb 17

FIRST WORKOUT DATES

Pitchers & Catchers

Thursday, Feb 13

Position Players

Tuesday, Feb 18

2020 SCHEDULE

DAY	DATE	OPPONENT	SITE	RADIO/TV	TIME
Sat	Feb 22	@Boston	Fort Myers	W	1:05 p.m.
Sun	Feb 23	New York-AL	Charlotte County	W/F	1:05 p.m.
Mon	Feb 24	Boston	Charlotte County	M/F	1:05 p.m.
Tues	Feb 25	@Baltimore	Sarasota		1:05 p.m.
Wed	Feb 26	Minnesota	Charlotte County	M	1:05 p.m.
Thurs	Feb 27	Detroit	Charlotte County	M	1:05 p.m.
		@New York-AL	Tampa		1:05 p.m.
Fri	Feb 28	@Washington	Palm Beach		1:05 p.m.
Sat	Feb 29	Atlanta	Charlotte County	W	6:05 p.m.
Sun	March 1	Minnesota	Charlotte County	W/F	1:05 p.m.
Mon	March 2	@Baltimore	Sarasota		1:05 p.m.
Tues	March 3	@Atlanta	North Port		1:05 p.m.
Wed	March 4	Toronto	Charlotte County	M	1:05 p.m.
Thurs	March 5	Pittsburgh	Charlotte County	M/F	1:05 p.m.
Fri	March 6	@Minnesota	Lee County		1:05 p.m.
Sat	March 7	Baltimore	Charlotte County	W/F	1:05 p.m.
		@Atlanta	North Port		1:05 p.m.
Sun	March 8	Pittsburgh	Charlotte County	W	1:05 p.m.
Mon	March 9	@Toronto	Dunedin		1:07 p.m.
Wed	March 11	Boston	Charlotte County	W/F	6:35 p.m.
Thurs	March 12	Philadelphia	Charlotte County	M	1:05 p.m.
Fri	March 13	@Boston	Fort Myers		1:05 p.m.
Sat	March 14	@Toronto	Dunedin	W	1:07 p.m.
Sun	March 15	Baltimore	Charlotte County	W	1:05 p.m.
Mon	March 16	Atlanta	Charlotte County	M/F	1:05 p.m.
Wed	March 18	@Philadelphia	Clearwater		1:05 p.m.
Thurs	March 19	Toronto	Charlotte County	M/F	1:05 p.m.
		@Boston	Fort Myers		1:05 p.m.
Fri	March 20	Washington	Charlotte County	M/F	1:05 p.m.
Sat	March 21	@Philadelphia	Clearwater	W	1:05 p.m.
Sun	March 22	@Pittsburgh	Bradenton	W	1:05 p.m.
Mon	March 23	@Philadelphia	Clearwater		1:05 p.m.
Tues	March 24	Prospects	Tropicana Field	M/F	12:35 p.m.

HOME GAMES SHADED • RADIO: WDAE 95.3 FM/620 AM (W), MLB.COM (M)
TELEVISION: FOX SPORTS SUN (F)

ALL-TIME RESULTS

YEAR	W	L	T	ATTENDANCE
2019	13	17	2	74,023
2018	14	16	2	69,731
2017	12	16	5	81,752
2016	12	13	2	68,566
2015	15	13	2	80,406
2014	16	7	4	78,624
2013	15	17	2	90,935
2012	10	16	6	87,916
2011	15	14	2	95,859
2010	20	8	2	97,971
2009	15	16	1	103,255
2008	18	8	2	54,960
2007	10	19	2	79,044
2006	13	16	1	70,756
2005	13	16	0	61,261
2004	11	8	0	43,916
2003	8	19	3	51,324
2002	10	16	1	49,043
2001	12	15	1	57,081
2000	14	17	0	67,089
1999	14	14	1	59,230
1998	12	18	0	66,781
All-Time	292	318	41	1,589,163

ALL-TIME RECORDS

BATTING

Games	29
2009	Ray Sadler

Avg. (min. 40 AB)	.460
2010	Sean Rodriguez

At-Bats	85
2003	Aubrey Huff

Runs	20
2010	Sean Rodriguez

Hits	29
2010	Sean Rodriguez

Doubles	10
2003	Travis Lee

Triples	3
2018	Joey Wendle

2010	Justin Ruggiano
------	-----------------

2009	Ben Zobrist
------	-------------

2007	Carl Crawford
------	---------------

2005	Julio Lugo
------	------------

2002	Randy Winn
------	------------

Home Runs	8
2000	Herbert Perry

RBI	19
2001	José Guillén

Stolen Bases	12
2011	Elliot Johnson

PITCHING

Games	12
2000	R. Hernandez

1998	Jim Mecir
	Ramón Latis

Games Started	7
2007	James Shields

2000	Esteban Yan
------	-------------

Wins	3
2018	Andrew Kittredge

2016	Drew Smyly
------	------------

	Erasmó Ramirez
--	----------------

2014	Matt Moore
------	------------

2012	James Shields
------	---------------

2011	Rob Delaney
------	-------------

2010	Jeff Niemann
------	--------------

	Mike Ekstrom
--	--------------

	Wade Davis
--	------------

2007	James Shields
------	---------------

2001	Bryan Rekar
------	-------------

1999	Bobby Witt
------	------------

Losses	5
2019	Tyler Glasnow

Saves	4
2006	Jason Childers

2000	Jim Mecir
------	-----------

ERA (min. 15 IP)	0.60
2001	Paul Wilson

Innings	29.1
2007	James Shields

Walks	15
2014	Matt Moore

Strikeouts	30
2007	James Shields



NATIONAL BASEBALL HALL OF FAME



ADDRESS
**25 Main Street,
Cooperstown, NY
13326**

PHONE
(607) 547-7200
FAX
(607) 547-0398
PUBLIC RELATIONS
(607) 547-0215
E-MAIL ADDRESS
info@baseballhall.org
WEBSITE
baseballhall.org

SUMMER HOURS
**Memorial Day Weekend -
Labor Day Weekend:
9 a.m. to 9 p.m.**
REGULAR HOURS
9 a.m. to 5 p.m.
HOLIDAY CLOSINGS
**Thanksgiving Day,
Christmas Day
and New Year's Day.**

DIRECTORY
Jane Forbes Clark
Chairman

Joe Morgan
Vice Chairman

Tim Mead
President

Jeff Jones
Sr. V.P. of Finance
& Administration

Sean Gahagan
V.P., Retail Merchandising
& Licensing

Erik Strohl
V.P., Exhibitions
& Collections

Ken Meifert
V.P., Sponsorship
& Development

RESEARCH AND LIBRARY CONTACT
Jim Gates
Library Director

PR CONTACTS
Jon Shestakofsky
V.P., Communications
& Education

Craig Muder
Communications Director

HALL OF FAME WEEKEND 2020 | JULY 24-27

Class of 2020: Derek Jeter, Marvin Miller, Ted Simmons, Larry Walker

Awards: Sat., July 25, 4:30 p.m. ET, Doubleday Field

Induction: Sun., July 26, 1:30 p.m. ET, Clark Sports Center

HALL OF FAME CLASSIC 2020 | MAY 22-24

Legends Game and Special Events

Game: Sat., May 23, Doubleday Field. For more information, visit baseballhall.org

RAYS IN THE HALL OF FAME

Wade Boggs was the first player in team history to be inducted into the Baseball Hall of Fame. He was elected in 2005 by the Baseball Writers' Association of America. Boggs spent his final two seasons (1998-99) in his hometown of Tampa Bay. For more information, visit the "Hall of Famers" team pages at baseballhall.org.

NOTABLE RAYS ARTIFACTS IN COOPERSTOWN

- ♦ Jersey worn by Blake Snell to record his 21st win, a single-season club record, on Sep 23, 2018 at TEX.
- ♦ Scorecard from Sergio Romo's first career start on May 19, 2018 in the club's debut of the opener.
- ♦ Helmet worn by Evan Longoria on Aug 1, 2017 when he hit for the cycle.
- ♦ Cap worn by Fernando Rodney on the final day of the 2012 season when he set an all-time record for lowest ERA (0.60) for a pitcher with at least 50 IP.
- ♦ Bat used by Evan Longoria on Sep 28, 2011 to hit a Wild Card-clinching 12th-inning home run.
- ♦ Cap worn by Matt Garza and a ball from his no-hitter on July 26, 2010, the only no-hitter in Rays history.
- ♦ Spikes worn by Carl Crawford to steal a single-game record of six bases on May 3, 2009.
- ♦ Spikes worn by B.J. Upton in the 2008 World Series and the bat he used to hit four home runs in the ALCS.
- ♦ Flap-cap worn by Joe Maddon, who led the Rays from last in 2007 to the 2008 World Series.
- ♦ Ball hit by Rocco Baldelli to establish a rookie record for hits (39) in a month, April 2003.
- ♦ Jersey worn by Fred McGriff to hit his 400th home run on June 2, 2000.
- ♦ Jersey, cap, spikes and batting gloves worn by Wade Boggs on Aug 7, 1999 to record his 3,000th career hit, as well as game tickets and lineup cards.

A LOOK AHEAD TO 2021

Ballots for the 2021 Hall of Fame/BBWAA election will be distributed following the 2020 season with results from the voting scheduled to be announced in January 2021. A partial list of first-year candidates for election includes: Mark Buehrle, Dan Haren, Tim Hudson and Torii Hunter. Historical information on past BBWAA elections and the election process can be accessed at baseballhall.org or by contacting the Hall of Fame Communications department.

CONNECT TO COOPERSTOWN

For up-to-the-minute news from Cooperstown, visit at baseballhall.org. Stay up-to-date on all the activity at the Hall of Fame's official site and through social networking on Facebook, Instagram, Twitter and YouTube.

If you would like to receive interesting stories and timely news items direct from the Hall of Fame and get the inside track on the latest happenings in Cooperstown, sign up for *Inside Pitch*. There's no cost to receive our weekly electronic newsletter in your email box at home or work and it's easy to enroll: Just log on to baseballhall.org/support.

If you have an interest in receiving *Around The Horn*, the Hall's monthly media newsletter, please send an e-mail to info@baseballhall.org. Be sure to include your name, name of organization and email address. Or visit baseballhall.org/media-info.

RESEARCH ASSISTANCE

The Hall of Fame is pleased to provide assistance in baseball research and members of the media are encouraged to utilize this valuable baseball resource whenever necessary by calling the Public Relations department at (607) 547-0215, or the Library Reference desk at (607) 547-0330.



LIVE LOOK-INS AND ANALYSIS **MLB TONIGHT**™

PLUS 5 LIVE GAMES EACH WEEK



**OUR NATIONAL PASTIME
ALL THE TIME®**



GO TO FINDMLBNETWORK.COM FOR CHANNEL NUMBER
© 2020 MAJOR LEAGUE BASEBALL PROPERTIES, INC. ALL RIGHTS RESERVED.



2020 SEASON SCHEDULE



MARCH • APRIL

SUN	MON	TUE	WED	THU	FRI	SAT
				26 PIT 4:10	27	28 PIT 3:10
29 PIT 1:10	30 NYY 7:10	31 NYY 7:10	1 NYY 1:10	2	3 TEX 8:05	4 TEX 7:05
5 TEX 2:35	6 BOS 7:10	7 BOS 7:10	8 BOS 1:05	9 CLE 6:10	10 CLE 7:10	11 CLE 6:10
12 CLE 1:10	13 HOU 7:10	14 HOU 7:10	15 HOU 7:10	16	17 TOR 7:10	18 TOR 6:10
19 TOR 1:10	20 HOU 8:10	21 HOU 8:10	22 HOU 8:10	23 HOU 2:10	24 KC 7:10	25 KC 1:10
26 KC 1:10	27 CLE 7:10	28 CLE 7:10	29 CLE 1:10	30 OAK 10:07		

MAY

SUN	MON	TUE	WED	THU	FRI	SAT
					1 OAK 10:07	2 OAK 4:07
3 OAK 4:07	4	5 CWS 8:10	6 CWS 8:10	7 CWS 2:10	8 TEX 7:10	9 TEX 6:10
10 TEX 1:10	11 NYY 7:10	12 NYY 7:10	13 NYY 7:10	14 NYY 7:10	15 BAL 7:10	16 BAL 6:10
17 BAL 1:10	18	19 BOS 7:10	20 BOS 7:10	21 BOS 7:10	22 DET 7:10	23 DET 4:10
24 DET 1:10	25 DET 1:10	26 TOR 7:10	27 TOR 7:10	28 TOR 1:10	29	30 MIL 4:10
31 MIL 1:10						

JUNE

SUN	MON	TUE	WED	THU	FRI	SAT
	1 MIN 8:10	2 MIN 8:10	3 MIN 8:10	4	5 NYY 7:05	6 NYY 1:05
7 NYY 1:05	8	9 BOS 7:10	10 BOS 7:10	11 BOS 7:10	12 BAL 7:10	13 BAL 4:10
14 BAL 1:10	15	16 TOR 7:07	17 TOR 7:07	18 TOR 7:07	19 BAL 7:05	20 BAL 4:05
21 BAL 1:05	22	23 OAK 7:10	24 OAK 7:10	25 OAK 12:10	26 SEA 7:10	27 SEA 4:10
28 SEA 1:10	29 LAA 7:10	30 LAA 7:10				

JULY

SUN	MON	TUE	WED	THU	FRI	SAT
			1 LAA 7:10	2 LAA 12:10	3 CHC 2:20	4 CHC 2:20
5 CHC 2:20	6	7 MIL 8:10	8 MIL 2:10	9	10 STL 7:10	11 STL 4:10
12 STL 1:10	13	ALL-STAR BREAK LOS ANGELES, CA			17 BAL 7:05	18 BAL 5:05
19 BAL 1:05	20 KC 8:05	21 KC 8:05	22 KC 8:05	23	24 DET 7:10	25 DET 1:10
26 DET 1:10	27	28 MIA 7:10	29 MIA 12:10	30	31 CIN 7:10	

AUGUST

SUN	MON	TUE	WED	THU	FRI	SAT
						1 CIN 6:40
2 CIN 1:10	3 TOR 3:07	4 TOR 7:07	5 TOR 12:37	6	7 BOS 7:10	8 BOS 6:10
9 BOS 1:10	10 TOR 7:10	11 TOR 7:10	12 TOR 7:10	13 TOR 1:10	14 BAL 7:10	15 BAL 1:10
16 BAL 1:10	17 NYY 7:05	18 NYY 7:05	19 NYY 1:05	20	21 LAA 10:07	22 LAA 9:07
23 LAA 4:07	24 SEA 10:10	25 SEA 10:10	26 SEA 4:10	27	28 MIN 7:10	29 MIN 4:05
30 MIN 1:10	31 CWS 7:10					

SEPTEMBER

SUN	MON	TUE	WED	THU	FRI	SAT
		1 CWS 7:10	2 CWS 7:10	3 CWS 1:10	4 TOR 7:07	5 TOR 3:07
6 TOR 1:07	7	8 MIA 6:40	9 MIA 6:40	10	11 BOS 7:10	12 BOS 4:05
13 BOS 1:05	14 NYY 7:10	15 NYY 7:10	16 NYY 7:10	17 BOS 7:10	18 BOS 7:10	19 BOS 6:10
20 BOS 1:10	21 BAL 6:35	22 BAL 6:35	23 BAL 6:35	24 BAL 6:35	25 NYY 7:05	26 NYY 1:05
27 NYY 3:05						

■ HOME GAME □ AWAY GAME

Listen to the Rays on WDAE 95.3 FM/620 AM
(SCHEDULE SUBJECT TO CHANGE)